



WASHINGTON STATE UNIVERSITY  
EXTENSION



# Edging, Mulch, & Hardscape

***Cathy Spokas***, SpokaneScape  
&  
***Kris Moberg-Hendron***, Master Gardener

WSU Spokane County Extension  
Master Gardener Program







# Water Conservation

---



Promotes waterwise gardening & landscaping practices to conserve water.

- Benefits people, agriculture, environment
- We each have a role in saving water
- Design low water landscapes



# Today's Topics

- Edging
- Mulch
- Hardscape
- Lighting








# EDGING

---



... the thing that holds stuff in!

- Functional purpose
- Keep mulch in planting beds
- Create a barrier
- Contain paths made of loose materials







# EDGING MATERIALS

---



## Plastic Edging



## Metal Edging







# EDGING MATERIALS

---



Brick



Wood



Stone







# EDGING

---



Natural Edging



**DRY CREEK**

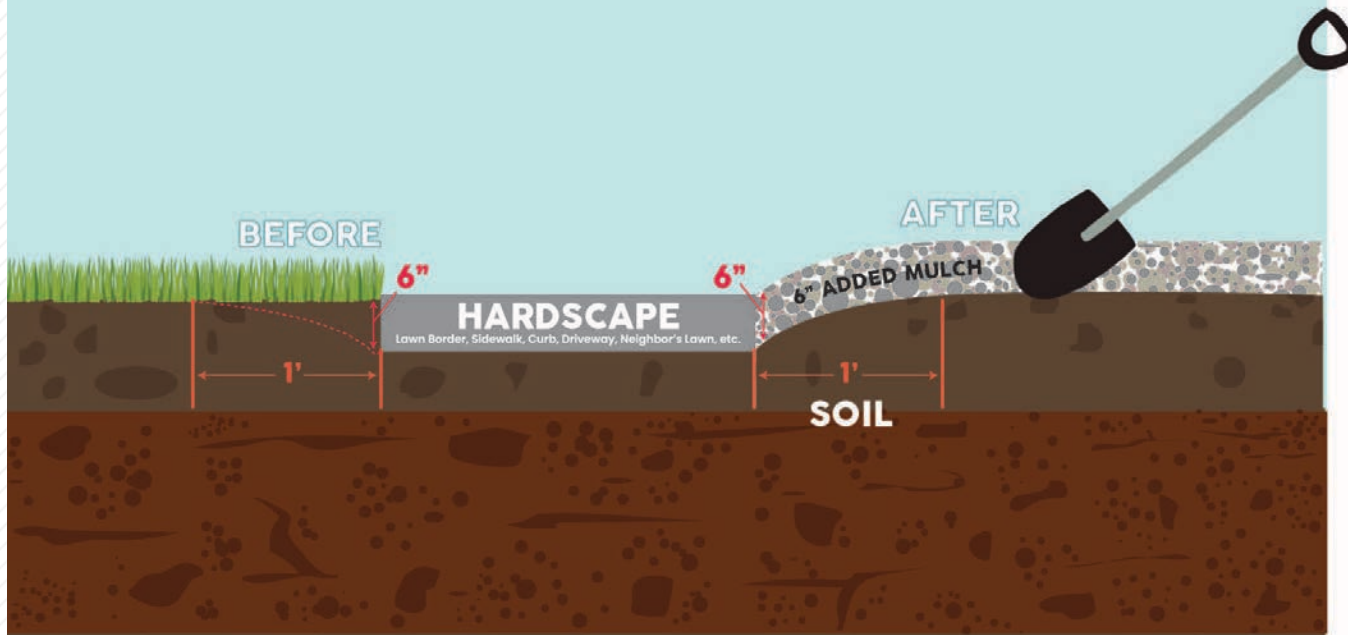




# EDGING



## TRENCH CUT EDGING







# MULCH

---

- Remain on top of soil
- Conserve water
- Suppress weed growth
- May add nutrients
- Slows erosion
- Decrease soil crusting
- Protects from soil-born pathogens
- Moderates soil temperature & moisture
- Protect trees from lawn equipment damage





# MULCH

---

## Organic Mulch

- Arborist chips
- Bark products
- Compost
- Green/Living mulch
- Hay vs straw mulch (weeds!)
- Leaves/Pine needles

A photograph showing a pile of light-colored, irregular wood chips spread around the base of a tree trunk in a grassy area.

Arborist Chips

A close-up photograph of reddish-brown, shredded bark mulch.

Shredded Bark

A close-up photograph of dark, crumbly compost material.

Compost

A photograph of a dense, green, leafy ground cover plant used as living mulch.

Green/Living Mulch

A photograph of a garden bed covered with a layer of dry, yellow straw mulch.

Straw

A photograph of a garden bed covered with a layer of brown pine needles or pine straw mulch.

Pine Needle/Pine Straw





# MULCH

---



- **Inorganic Mulch**
  - Rock
  - Stone
  - Shredded rubber
  - Synthetic mulches
  - Landscape fabrics







# MULCH

---




Arborist Chips



Coastal Lime Stone



Shredded Bark



Western Sunset






# MULCH

---



Red Lava Rock



Tuscan Gold Path



Compost






# MULCH

---



Multi-Color River Rock



Crushed Basalt




Buckskin





# MULCH

---



- **Various uses**
- **Be creative**
- **Share with others**
- **Enjoy the landscape**





# HARDSCAPE

---




- Non-living elements
  - wooden arbor
  - stone wall
  - brick patio



# HOW TO USE HARDSCAPES

---



- Walkways
- Patios
- Driveways
- Firepits
- Hot tubs
- Courtyards
- Retaining walls





# HARDSCAPE DESIGN



- Form Follows Function
- KISS
- Pathway to Discovery
- Dimensions matter
- Money








# PERMEABLE PAVERS


- Control pooling
- Direct rain
- from storm sewer system
- natural ecosystems







# HARDSCAPE IDEAS







# LIGHTING

---

- Safety issue
- Aesthetic value
- Consider neighbors
- Downcast lighting
- Yellow lights: pollinators
- Up-light only when in landscape
- Consider solar lighting
- Timers can help!







# CONCLUSION

---



- **Edging** *Keeps mulch in!*
- **Mulch** *Ecosystem services*
- **Hardscape** *Non-living elements*
- **Lighting** *Safety first!*



***Thank you!***

***Questions?***

***Cathy Spokas***

Landscape Architect

[waterwise@spokanecity.org](mailto:waterwise@spokanecity.org)

***Kris Moberg-Hendron***

WSU Extension Master Gardener Volunteer

[mgardener@spokanecounty.org](mailto:mgardener@spokanecounty.org)

