

SPOKANESCAPE

The DIY Guide to Water Wise Landscaping



From lawn
TO LIFE!

PAGE 5
**STEP
BY STEP
TOOLS
TO DESIGN
& PLAN
YOUR
GARDEN**

204

PAGE 19

**WATER WISE PLANTS
TO CHOOSE FROM**

PAGE 8
**FLIP
YOUR
STRIP!**



PAGE 9
**RIGHT
TREE
IN THE
RIGHT
PLACE**

  FIND US ONLINE!

WaterWiseSpokane.org | 2025



**WATER
WISE
SPOKANE**



WHY SPOKANESCAPE?

On average, Spokane uses 19 billion gallons of water every year and the majority of it goes towards our landscapes. The thing is, traditional grass lawns aren't built for our climate and they need frequent



watering in order to survive. But there's a better way! By switching to SpokaneScape and planting native, water-wise plants, we can save water where it matters most.

In addition to conserving water, SpokaneScape also brings life to your yard, creating colorful, vibrant habitats that support essential pollinators and local wildlife.

Let's grow beautiful, resilient landscapes that save water, support the environment, and thrive for generations to come!



CONTENTS

- Application Steps 3
- Grow Your Knowledge. 4
- SpokaneScape Design. 5
- Design Tips 6
- Flip Your Strip. 8
- Right Tree, Right Place 9
- Grass Removal 10
- Soil 11
- Planting 12
- Mulch 13
- Drip Irrigation 14
- Raised Beds 16
- Maintenance 17
- Keystone Native Plants. 18
- SpokaneScape Plant List 19

What's New in This Issue?

- > **Updated Plant List:**
Check out new trees added to the list as well as updated plant classifications! *P. 19*
- > **Keystone Natives:**
Looking to pick plants with the best ecological impact? Choose keystones! *P. 18*



- > **Right Tree, Right Place:**
What trees can you plant in your parking strip? Find out on page 9.
- > **SpokaneScape 101:**
Join us for a crash course to get started and tour the demo garden! *P.4*

Why Water Wise?

Pumping less water from the aquifer during summer months supports the health of the Spokane River when it needs it the most. Each time we use water is an opportunity to make a deliberate choice to use this precious resource responsibly.



SpokaneScape is... a water-efficient landscape that has been designed for Spokane's high desert climate. A well-designed SpokaneScape will beautify your property, protect our natural resources, enhance the environment, and inevitably reduce maintenance.



APPLICATION STEPS

1

To Sign-up, Visit SpokaneScape.org

In order to complete your application, you'll need the following items:

- Landscape design plan with total square footage of your project.
- Plant list.
- Two photos of proposed project area.
- City of Spokane Utility Billing account number.

2

Pre-Inspection Appointment:

- A pre-inspection is required before beginning any grass removal.

This touch-point allows staff to answer any questions regarding your project or the program and offer labor and money saving tips/tricks.

If you utilized our Designer at Your Door service, your pre-inspection appointment can be waived.

3

SpokaneScape Installation:

Following pre-inspection approval, your project status is considered in a "construction" phase and you will have two years to complete.

This liberal time frame allows participants to remove grass, purchase materials and implement their beautiful, water-saving landscape.

811 Call 811 Before You Dig!

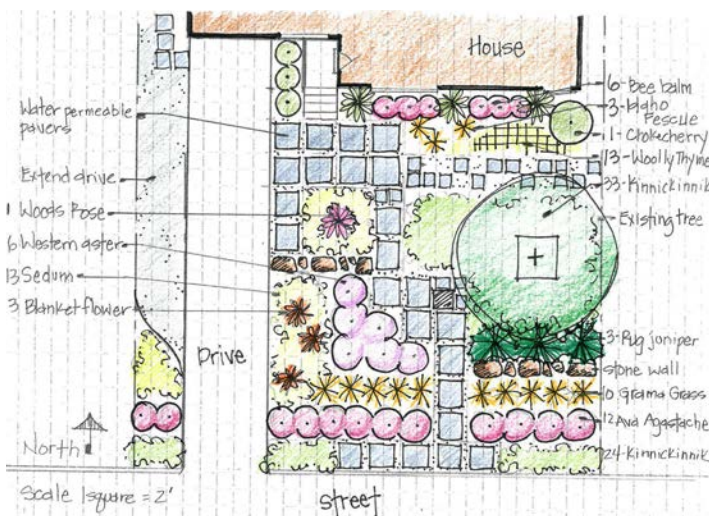
4

Schedule a Final Inspection:

Now that the hard work is behind you and your project is 100% complete, contact a member of the Water Wise team at waterwise@spokanecity.org to schedule a final inspection.

Upon approval you will receive a credit through your City of Spokane utility bill. **You'll earn \$0.50 per square foot, up to \$500.**

Example Landscape Plan & Plant List



PLANT LIST & AREA CALCULATION FORM

DIRECTIONS: Use the following chart to calculate your plant coverage.
A. Total lawn area in square feet (sf) to be converted to a SpokaneScape: 1000
B. Your SpokaneScape must have at least 50% plant coverage at maturity, to figure this area divide A, by 2 = 500
 All plants must be drought tolerant- see the SpokaneScape Guidebook for pre-approved plants. Plant area calculations are also included on the SpokaneScape plant list.
***DO NOT INCLUDE MULCH AREAS OR EXISTING PLANTS IN THE CALCULATOR**

PLANT NAME	LOW-WATER / DROUGHT TOLERANT	QTY	PLANT WIDTH (ft)	PLANT AREA (w x w = sf)	TOTAL PLANT AREA (PLANT AREA x QTY)
Ex: Yarrow	YES	5	3	3x3=9 sf	5x9=45 sf
Red Flowering Currant	Yes	1	6	16	16
Blue Fescue	Yes	3	1.5	2.25	6.75
Blue Oat Grass	Yes	3	2	4	12
Switch Grass	Yes	1	5	25	25
Idaho Fescue	Yes	5	1.5	2.25	11.25
Potentilla	Yes	3	3	9	27
Little Bluestem	Yes	3	1.5	2.25	6.75
Maiden Grass	Yes	4	5	9	100
Lavender	Yes	3	3	2.25	18
Autumn Joy Sedum	Yes	5	2	25	20
California Poppy	Yes	5	1.5	2.25	11.25
Stella de Oro Day Lily	Yes	14	1	1	14
Christmas Fern	Yes	12	5	25	300
Bergenia	Yes	8	1.5	2.25	18

Spokane Scape Plant Areas Found In Our **PLANT LIST** See Page 19



GROW YOUR KNOWLEDGE

See water-wise landscaping in action! Visit a demo garden for inspiration, and join a SpokaneScape 101 class this summer to learn how to create your own beautiful, water-efficient landscape.

 WSU MASTER GARDENERS EXTENSION OFFICE - WATER WISE DEMO GARDEN

222 N HAVANA ST



2024



In 2022, the Water Wise Team and WSU Master Gardener program partnered together to complete the SpokaneScape Demonstration Garden. This outdoor teaching garden highlights a variety of water-wise plants, mulch types, and high-efficiency irrigation. A meandering path will guide you through a herb garden, rock garden, as well as some of the Master Gardener's favorite drought-tolerant perennials and grasses. Stop by today!

SPOKANESCAPE 101

Join us for a crash course! Come learn about program check points, DIY tips and tricks, design and plant choices, drip irrigation, and explore the Master Gardeners Demo garden. Visit our website for more details and to register online!



Attend **one** of our SpokaneScape 101 classes and qualify for a **FREE Designer at Your Door** consultation. Explore ideas and plant choices for your SpokaneScape project with an industry professional. **Visit our website for more details!**



Taking time to put together a landscape design is key to your overall satisfaction and water savings. Keep the gardener's mantra "Right Plant in the Right Place" in the back of your mind while making your plant selection.

DEFINE YOUR GOALS

Are your primary landscape goals focused on aesthetics, lowering maintenance, privacy screening, providing a gathering place for friends and family, attracting pollinators, or providing shade for your home? Clearly identify your goals and keep them in mind as you create your design.

EVALUATE YOUR SITE

Spend some time in your landscape and take notes about the site. Identifying some of the following site elements will help you make design decisions.

Microclimates - note areas that are sunny or shady in the morning and areas that are sunny or shady in the afternoon.

Views - note any views or elements that you would like to preserve or hide.

Soil Type - knowing your soil type will help you when planting and designing your irrigation.

Take note of natural drainage features and grade; preserving these will help minimize runoff and protect your home from flooding.

INSPIRATION

Take a walking tour of your neighborhood and snap photos of landscapes that attract your eye. If your neighborhood is a bit bland, check out one of our demonstration gardens or visit one of the City's more manicured parks like the Manito Perennial Garden.

Additional Online Resources available: List of SpokaneScape Certified Professionals, Virtual Tour, Demonstration Gardens, DIY Videos, and more!

OTHER QUESTIONS TO CONSIDER

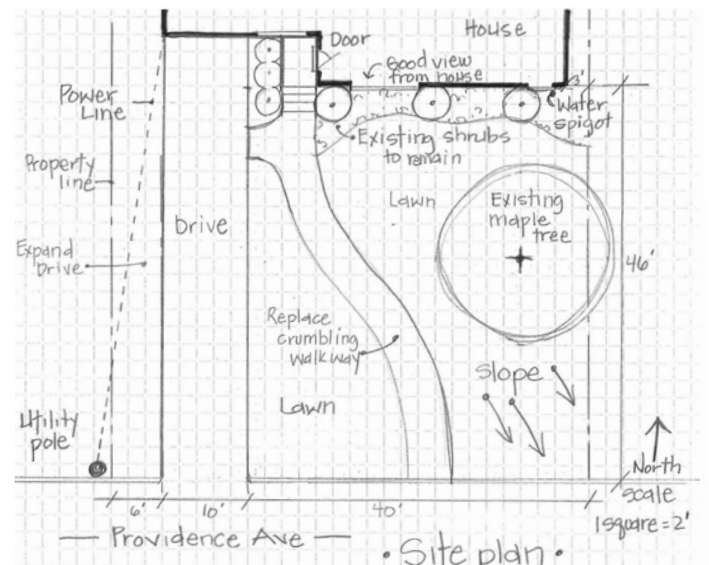
Does your site have problems? Problems could include issues with drainage or wind tunnels. What is your plan for efficient irrigation? Options include drip irrigation, rotary nozzles, or hand watering. What are your plants and color

likes and dislikes? Are you planning for additional design features such as sculptures, bird baths, or boulders? Do you have any mulch preference? Check out **page 13** for a closer look at mulching options and design choices!

CREATE A BASIC SITE PLAN

Start with a sketch of your existing site to help you visualize your future SpokaneScape. Locate key elements such as property lines, walls, walkways, mature trees and shrubs, overhead power lines and underground utilities. Note windows that have views out to your yard.

Begin your design by identifying the lawn area that you would like to remove and start thinking about the plants and features that you would like to replace it with.

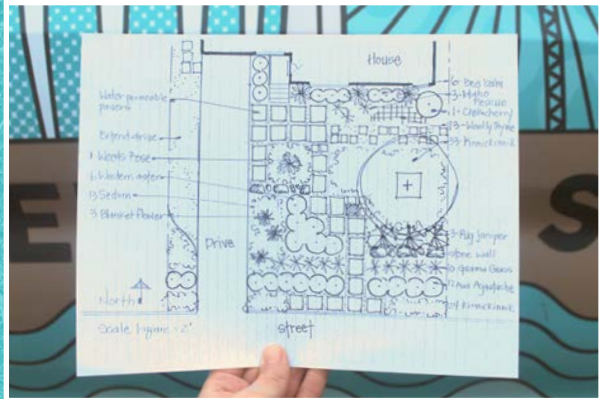


Protect yourself and your home! Call 811 Before You Dig to have your utilities located free of charge. **Pro Tip:** take this step before designing so you can plan accordingly.

simple tips for your Design



Imagine a beautiful landscape that has color, shape, texture, and beauty through all seasons. Picture a yard that uses fewer resources and one that you can spend your time relaxing in instead of maintaining.



Layout

When working on your design, it's helpful to start by placing your landscape features, such as seating areas and hardscapes, and then focus on your plants. First place larger trees and shrubs as your focal points, then fill the open spaces in with smaller shrubs, followed by your perennials and finally ground covers.



Pathways

Paths between elements of your landscape mean less work and you might even visit areas of the landscape you used to ignore.



Features, Focal Points, Views.

Design with the features that will make your yard amazing! There's really no limit to the features you can create, just remember to keep them in line with your goals.

Rethinking maintenance as part of landscape design saves time, energy, and more of your weekends. For example, placing gathering areas like patios, decks, or informal seating outside of your lawn means fewer areas to irrigate and maintain.



Seasonality

Choose a nice variety of plants for seasonal flower and foliage color, don't forget to include evergreens for winter interest. Design with the plant's mature size in mind and consider your microclimates – group plants that need similar water and sunlight together.



Shrubs

Shrubs make excellent plants for foundation and privacy and there are a wide variety to choose from. Consider your shrubs choices for their flowers, foliage color, fall color, fast growth, and evergreens.



Shade Trees

A shade tree is a large tree that provides shade from the sun. They are typically tall (50' or taller) and have broad canopies that spread out to create a cooling effect. They can be deciduous or evergreen. Shade trees help conserve energy, improve air quality, and support local wildlife.



Perennials

Perennials make a landscape pop, they continue to fill in empty spaces and come back year after year. There are many varieties. Like shrubs, choose perennials for their flower color, bloom time, and seasonal interest.



Ornamental Trees

Ornamental trees are grown for their aesthetic value. It may have outstanding flowers and fragrance, an interesting shape, colorful or unusual bark, excellent fall color or a combination of features. Most gardens have room for at least one.



Groundcover

Choose beautiful and prolific groundcover to help crowd out weeds and fight soil erosion. An absolute favorite is creeping thyme- soft to the touch and beautiful flowers in early summer.



FLIP YOUR STRIP

Any home improvement project is a big undertaking, especially laborious landscaping. Start small by flipping your parking strip and add some color to your right-of-way. To get you started, we have templates available online at Spokanescape.org that are full of hardy plants that can take the heat of being next to the street!

There is no minimum square footage for a parking strip and you can earn \$0.50/sq ft upon approval.



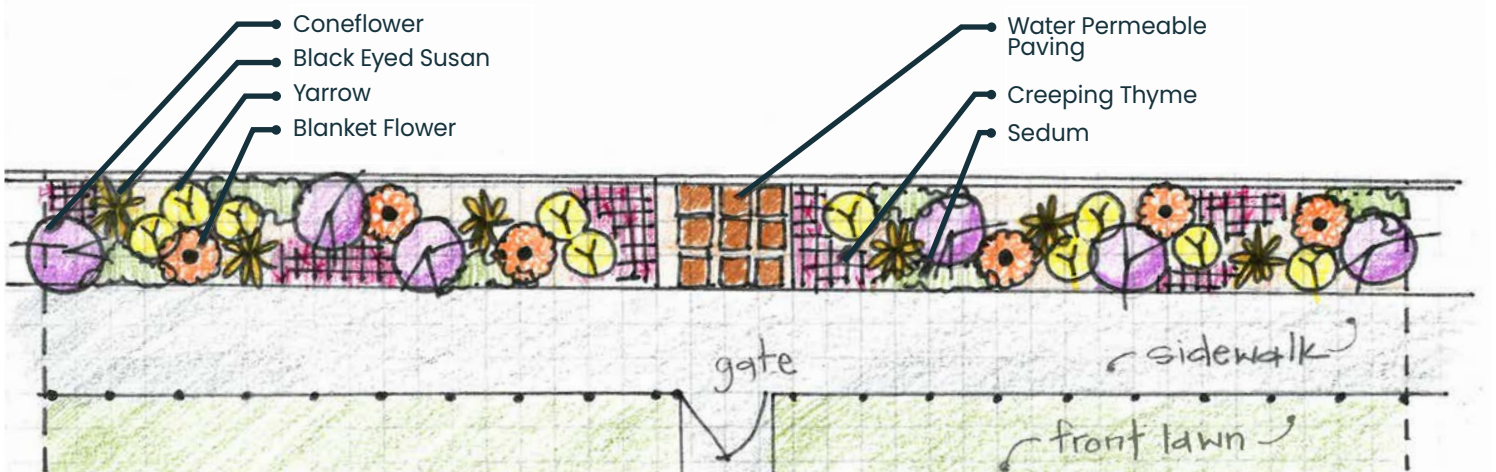
BEFORE



AFTER

Arthur Street Strip Project Example

This parking strip design features native plants as well as water wise plant material. It has a variety of colors and textures for four season interest. A path has been provided from sidewalk to street with water permeable pavers.





RIGHT TREE, RIGHT PLACE

Planting trees along our city's parking strips brings a range of benefits. Trees help improve air quality, manage stormwater, reduce temperatures, minimize noise, and support local biodiversity—just to name a few.

STREET TREE CLASSIFICATIONS

The city of Spokane's Street Tree program requires residents to choose specific trees for specific parking strip conditions. Below is a list by class of trees that will qualify for both the SpokaneScape program and the street tree program.

Class I Trees used underneath power lines

Class	Botanical Name Common Name	Size (w x h)
I	<i>Acer glabrum</i> Rocky Mtn. Maple	15' x 30'
I	<i>Acer griseum</i> Paperbark Maple	20' x 30'
I	<i>Amelanchier x grandiflora</i> Autumn Brilliance Serviceberry	15' x 25'
I	<i>Crataegus viridis</i> Winter King	35' x 35'

Class II Trees for parking strips 5-8ft wide

Class	Botanical Name Common Name	Size (w x h)
II	<i>Catalpa speciosa</i> Northern Catalpa	50' x 70'
II	<i>Cladrastis kentukea</i> Yellowwood	45' x 30'- 50'
II	<i>Ginkgo biloba</i> Maidenhair Tree	40' x 40-50'
II	<i>Gleditsia triacanthos</i> Honeylocust	25-40' x 30-40'
II	<i>Sorbus aucuparia</i> European Mountain Ash	15' x 40'

Class III Trees for parking strips over 8ft wide

Class	Botanical Name Common Name	Size (w x h)
III	<i>Celtis occidentalis</i> Hackberry Magnifica	50' x 50'
III	<i>Gymnocladus dioica</i> Kentucky Coffee Tree	40-50' x 60-80'
III	<i>Pinus ponderosa</i> Ponderosa Pine	40' x 100'
III	<i>Quercus coccinea</i> Scarlet Oak	40-50' x 100'
III	<i>Quercus macrocarpa</i> Burr Oak	60-80' x 100'
III	<i>Quercus robur</i> English Oak	40' x 40'
III	<i>Quercus rubra</i> Northern Red Oak	75' x 75'
II	<i>Tilia tomentosa</i> Silver Linden	30-50' x 50-70'



Visit Urban Forestry's website for more info about trees in your parking strip and permitting requirements.



GET FIRE-WISE

Often, the difference between saving your home in a wildfire and losing it depends on what you do to prepare your property before the flames arrive. The U.S. Forest Service calls it being Fire-Wise.

There are no "fire-proof" plants, however, choosing FIRE-RESISTANT vegetation, planting locations, and proper maintenance can greatly lessen your risk. To minimize fire danger, keep in mind plants' sizes at maturity, appropriate plant location, and make sure any mulch within 5ft of your home is rock mulch.



The **Fire-Resistant Plants for Eastern Washington** publication provides guidance to landscaping and examples of plant species to use. View the entire document by scanning the QR code.

Look for the Fire-Wise symbol in our plant list!



GRASS REMOVAL

There are multiple ways to remove your grass; the choice is yours. Keep any remaining lawn from spreading into your new Spokanescape beds by edging six inches deep around its perimeter and covering all exposed soil with 4"-6" of mulch.

💧 SHEET MULCHING

There are many benefits to using the sheet mulching method, especially if you are converting a large area. Benefits include: minimizing labor, less waste, and the ability to plant immediately.

1 Begin by removing several inches of grass and soil from the edges of your lawn areas. (See trench edging section below)

2 Wet the lawn area to be removed, cover it with a layer of thick plain cardboard, and water again. If you want an optimum the level of weed suppressent, consider adding a second layer of cardboard to the first with a thin layer of compost in between.

3 Once you have your cardboard placed, saturate with water and cover with 4"-6" of your preferred mulch.

You can plant immediately but ideally you will allow several weeks for the soil microbes to decompose the lawn below, making the soil more ideal for plant use.

💧 MECHANICAL STRIPPING

Sod strippers are available to rent at most hardware stores. Using a sod stripper to strip your lawn is not recommended around existing trees. Apply mulch immediately to prevent grass from resprouting.



A CAUTIONARY TALE OF TILLING

If you choose to till, proceed with great caution. Do not till if you have existing trees in the area, including your neighbors' property, it will damage roots even beyond the canopy of the tree. Do not till on a slope as this may cause erosion, tilling stirs up weed seeds that were long buried, so be ready to place your mulch immediately.

TRENCH EDGING

Along your hardscape, lawn and soil should be removed 6" and tapered a foot into the landscape. This creates a seat for your mulch to sit so that it doesn't sluff off into your hardscape (or existing landscape such as a neighbor's yard) and prevents weeds from growing on the edge.



SOIL

Healthy soil is vital to a successful and thriving landscape. It improves drainage, reduces the need for extra irrigation by increasing its natural water holding capacity. It also provides nutrients and a home for beneficial microbes and organisms which will encourage your plants to flourish.

GET TO KNOW YOUR SOIL

Soil science can get quite complex, but there are a few easy ways to determine your soil type. The squeeze test can help you determine the type and texture of your soil. Begin by taking a handful of your lightly moistened soil and squeeze it firmly. Open your hand and determine which of the following it most resembles:



High Sand Content Soil

Ball of soil falls apart when you open your hand.



Loamy Soil

Ball of soil holds its shape, but crumbles when you poke it lightly.



High Clay Content Soil

Holds its shape and does not crumble when you poke it lightly.

SOIL AMENDMENTS

Healthy soil grows healthy plants. Consider a soil test prior to choosing your amendments. The Spokane Conservation District and the Master Gardeners Plant Clinic are great local resources for soil testing.


The goal is to achieve healthy soil containing microbes which feed plants, improve soil drainage, and increase the natural water holding capacity of your soil with organic matter. **One pound of compost can hold up to four times its weight in water!** Compost is a common amendment and is highly recommended.

Many water-wise and native plants can be harmed by the wrong nutrients, so it's important to understand your plants' needs before adding any amendments.

GRADING

Grade your soil so it directs water away from your home. To help slow water run-off from your garden into the street, sewer systems, and other unwanted areas, consider creating small depressions where the water is allowed to pool and slowly percolate into the soil.

Consider installing a dry stream bed to create an attractive feature that slows and holds water on site during rain events.





PLANTING

The 50% plant coverage standard for SpokaneScape is designed to strike a balance between maximizing ecological benefits and accommodating the practical considerations homeowners may face, such as maintenance needs, aesthetic preferences, and available space.

There are endless benefits to adding water-wise plants to your landscape. Even if your purpose is purely aesthetic, plants will improve air and water quality, help control and prevent erosion, lower temperatures, provide habitat for pollinators, and add value to your property.

If your thumb isn't yet green, the following tips are to help guide your planting and prevent beginner mistakes.

LAYOUT

While your plants are still in their containers, place them according to your design, stand back and review. Shift them around until they look just right. It's okay if their adjusted locations don't match up with your design, doing this now will help avoid the need to relocate them later.

Read the plant label and be sure to provide proper spacing to allow each plant to grow to its full size. Many drought tolerant landscapes look sparse for the first few years but fill in over time.

PLANT

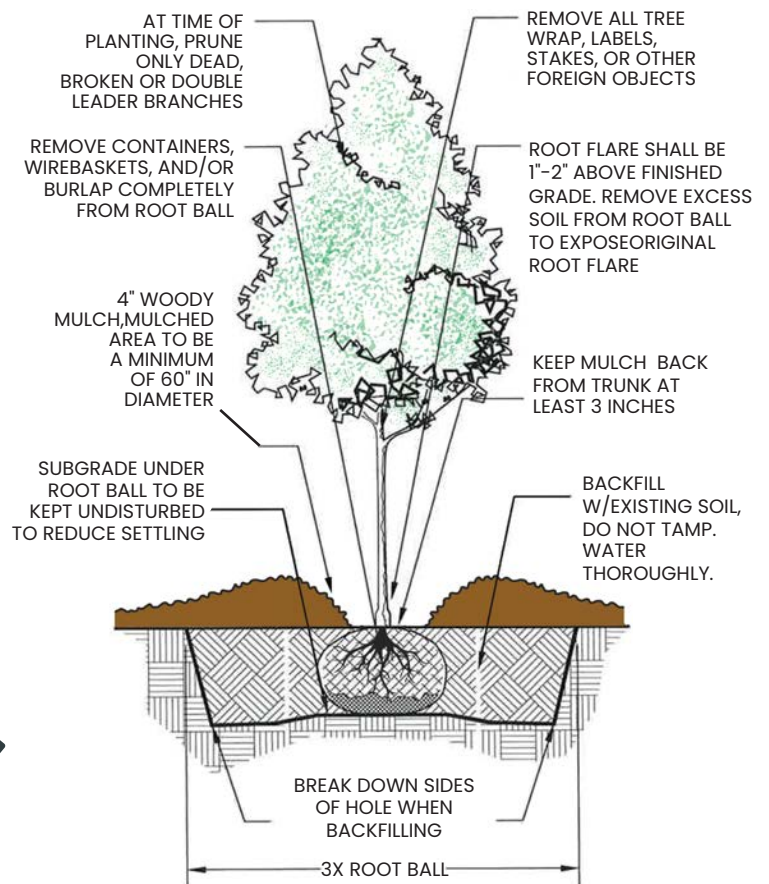
Dig plant holes twice the width of the planting container and just deep enough to bury the roots. Fill the hole with water and let it drain before placing the plant. When planted, the top of the root ball should be even with or slightly above the soil level. If roots are circling the bottom of the root ball, be sure to gently loosen them up, this may require making vertical cuts across the root ball. This will allow the roots to spread and grow properly.

Once in the hole, the plant should be packed firmly into place with original soil from the hole or compost.

MONITOR

All plants, including water-wise plants, require an establishment period with consistent water to develop their root system. Planting in the fall or spring helps take advantage of natural precipitation and lower evapotranspiration rates and allows plants to become established before periods of drought.

TREE/SHRUB PLANTING DETAIL



There are things you can do to make the planting process easier and to ensure that your plants thrive both now and in the future. Read the details above closely before you begin planting your new trees and shrubs/groundcover.

MULCH

Mulch is often seen as the makeup of landscaping—great for looks, but there’s so much more to it! Think of mulch as a cozy blanket for your soil. Not only does it keep soil moisture and temperature just right for happy, healthy plant roots, but as it breaks down, it enriches your soil with organic goodness. Bonus? Mulch also reduces runoff, helping prevent erosion and keeping pollutants out of streets, waterways, and sewers. Talk about multitasking!

LAYOUT

Popular mulching materials include wood chips, compost, decomposed granite, river rock, and bark. Each has its charm: rocks retain heat but don’t break down to nourish your soil, while finer bark decomposes faster and may need more frequent touch-ups. Want to up your landscape’s style? Pick a mulch color that contrasts beautifully with nearby groundcovers or walkways. **PRO TIP:** Snag free arborist wood chips at GetChipDrop.com. Your wallet will thank you.



MULCHING TIPS FOR MAXIMUM IMPACT

- Spread mulch 4”–6” thick across planting areas.
- **Make Mulch Donuts:** Keep mulch a few inches away from stems and trunks by forming a 4” ring around plants and a 12” ring around trees to prevent rot.
- Spread mulch by hand to avoid damaging plants and ensure it’s not too thick (because more isn’t always better).
- Use gravel only for patios or pathways, not planting areas. Gravel fines provide the perfect combo of nutrients and sunlight for weeds—yikes!
- Groundcovers count as mulch if planted densely enough to provide full coverage at maturity.
- Opt for heavier mulch in breezy spots to keep it from blowing away.
- A generous layer of mulch means fewer weeds and more time to sip lemonade instead of pulling weeds.



A: River rock stream bed in a low point for drainage. **B:** Great color contrast with a variety of mulch types. **C:** Large basalt rock paired with dark compost mulch. **D:** Crushed granite pathway with border makes for a great garden walkway. **E:** Mulch from GetChipDrop.com. **F:** Repurposed brick and bunch grasses make a nice addition to bark mulch.



DRIP IRRIGATION

The most efficient irrigation releases large drops of water close to the ground. Water deeply and infrequently to develop deep drought tolerant roots. Automatic drip irrigation is a wonderful way to conserve water, reduce time spent watering, and preserve soil structure and nutrients which will help prevent plant diseases and weed growth.

AUTOMATIC IRRIGATION DESIGN

Having a design to reference will help you when estimating quantities and purchasing your equipment. Use your landscape plan as a guide, sketch in key elements such as: connection point, controller, location of drip lines and emitters.

Consider your microclimates and design your zones accordingly. Plants in sunny, dry areas will need more frequent watering than those in shady areas; put them on separate zones so you can apply separate watering schedules as needed.

Looking for hands-on guidance? Check out **page 4** for information about our SpokaneScape 101 classes. Each session includes a drip demonstration!

DETERMINE YOUR DRIP STYLE

Individual Drip Emitters - Easy to apply water only where it's needed. Best used to establish shrubs and trees that only need water for the few years. As the plants grow you will need to adjust the placement to ensure that the plant is receiving water where it needs to encourage healthy root growth.

Inline Emitter Tubing - Easy to install in large areas and waters uniformly. Great for areas where you want groundcover to fill in an entire area; also perfect for annual, perennial, and vegetable gardens.



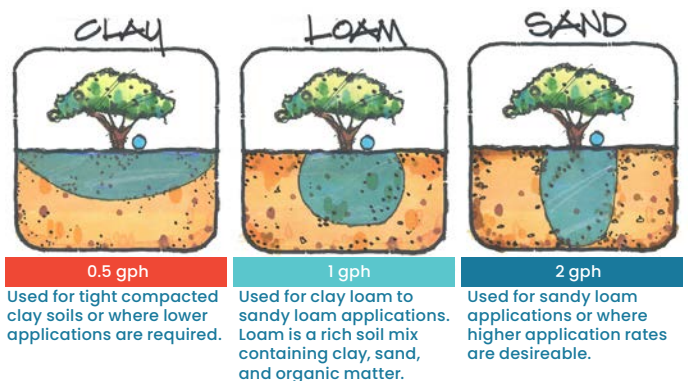
SOIL TYPE

Early in the design process you studied your soil to determine if it was sand, loam, or clay. This is where you will put that knowledge to use. Sandy soil requires more frequent watering for a shorter period of time and the emitters must be closer together; the opposite is true of clay soil. Low volume and high volume irrigation must be on separate valve zones.

INSTALLATION

Once you have your soils amended, your irrigation plan completed, and have placed your plants you can start to install your above ground drip system. Place the emitters at least 6" away from the stem of the plant to prevent rot. Use ¼" tubing stakes to hold the emitter in place.

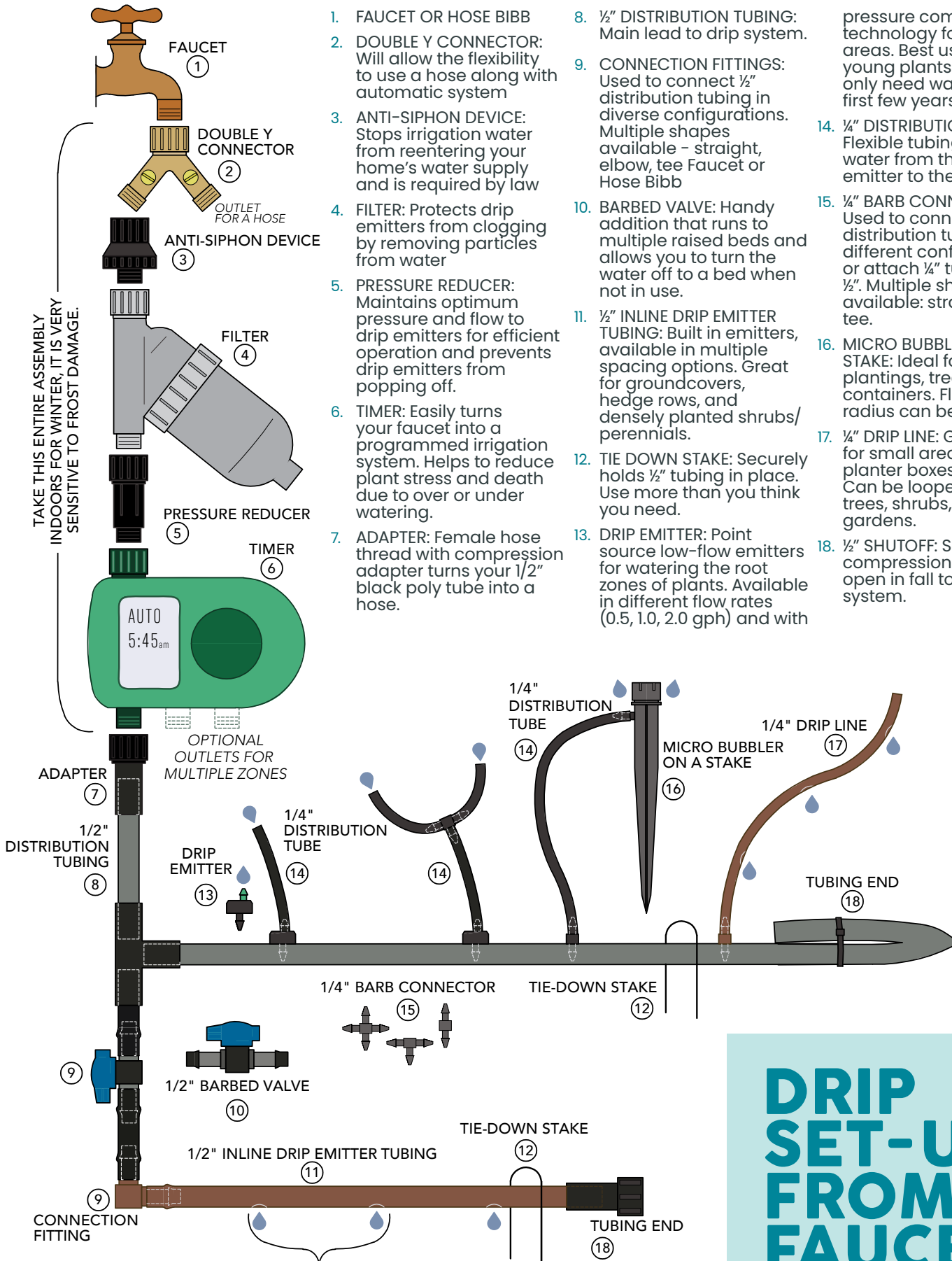
Emitter Selection - Your soil type and individual plant water needs should be the main determining factors when choosing individual emitters. The image below shows how water moves through soil and gives a recommended hourly application.



DRIP RULES OF THUMB

- › Do not use more than 200' of 1/2" hose on a single circuit or zone.
- › Limit the total gallonage of watering devices on 1/2" hose zones to 150 gph.
- › Don't use more than 50' of plain 1/4" vinyl tubing or spaghetti hose in a single zone.
- › Limit the total gallonage of emitters or drippers on a single 1/4" line to 15 gph.





1. FAUCET OR HOSE BIBB
2. DOUBLE Y CONNECTOR: Will allow the flexibility to use a hose along with automatic system
3. ANTI-SIPHON DEVICE: Stops irrigation water from reentering your home's water supply and is required by law
4. FILTER: Protects drip emitters from clogging by removing particles from water
5. PRESSURE REDUCER: Maintains optimum pressure and flow to drip emitters for efficient operation and prevents drip emitters from popping off.
6. TIMER: Easily turns your faucet into a programmed irrigation system. Helps to reduce plant stress and death due to over or under watering.
7. ADAPTER: Female hose thread adapter with compression adapter turns your 1/2" black poly tube into a hose.
8. 1/2" DISTRIBUTION TUBING: Main lead to drip system.
9. CONNECTION FITTINGS: Used to connect 1/2" distribution tubing in diverse configurations. Multiple shapes available - straight, elbow, tee Faucet or Hose Bibb
10. BARBED VALVE: Handy addition that runs to multiple raised beds and allows you to turn the water off to a bed when not in use.
11. 1/2" INLINE DRIP EMITTER TUBING: Built in emitters, available in multiple spacing options. Great for groundcovers, hedge rows, and densely planted shrubs/perennials.
12. TIE DOWN STAKE: Securely holds 1/2" tubing in place. Use more than you think you need.
13. DRIP EMITTER: Point source low-flow emitters for watering the root zones of plants. Available in different flow rates (0.5, 1.0, 2.0 gph) and with pressure compensating technology for sloped areas. Best used on young plants that will only need water for their first few years.
14. 1/4" DISTRIBUTION TUBE: Flexible tubing that leads water from the drip emitter to the plant.
15. 1/4" BARB CONNECTOR: Used to connect 1/4" distribution tubing in different configurations or attach 1/4" tubing to 1/2". Multiple shapes are available: straight, elbow, tee.
16. MICRO BUBBLER ON A STAKE: Ideal for shrub plantings, trees, and containers. Flow and radius can be adjusted.
17. 1/4" DRIP LINE: Good choice for small areas like planter boxes and pots. Can be looped around trees, shrubs, and veggie gardens.
18. 1/2" SHUTOFF: Secure with compression fitting and open in fall to drain the system.

TAKE THIS ENTIRE ASSEMBLY INDOORS FOR WINTER. IT IS VERY SENSITIVE TO FROST DAMAGE.

DISTANCE BETWEEN EMITTERS VARIES. FOLLOW MANUFACTURERS RECOMMENDATIONS FOR YOUR SOIL TYPE.

DRIP SET-UP FROM FAUCET



RAISED BEDS

A raised garden bed in your yard gives you the peace of mind of knowing exactly how and where your food was grown, while nourishing something far more rewarding than grass. Well-maintained home gardens can be both sustainable and water conscious!

Today, many people are rediscovering edible gardens and championing local fruits and vegetables. You can harvest your own ripe, organic produce and eliminate all the unknowns of supermarket vegetables with a raised garden bed in your front yard. Edible gardens use, on average, 50% less water than traditional grass. Consider turning your grass into groceries and don't forget just how gorgeous home gardens can be!



Raised veggie beds are eligible for the SpokaneScape program, but can only take up **25% of your project area**. The other 25% of the space will still need to have native and/or drought tolerant plants installed to meet the 50% plant coverage requirement.

Raised beds can be made of many materials, such as wood, rocks, and metal. Plant veggies in groupings, or hexagonal offset patterns.

Straight rows may be the traditional planting pattern, but it's not best for beating the heat. Planting in groups or a hexagonal pattern provides better shade for leaves. More shade keeps the soil cooler and reduces evaporation.

Creating enclosed spaces around your garden beds, such as hoop huts and greenhouses, can cut down water loss by restricting evaporation due to wind.

Most garden plants benefit from drip irrigation to keep foliage dry - don't overhead water. As with any garden water times should be adjusted seasonally to avoid wasting water.

RAISED BED BASICS



- Vegetable beds should be 12" to 18" deep.
- Do not use treated wood - redwood and cedar are best.
- Outline bed area, cut out grass, and set aside.
 - > If grass has been maintained chemical free, add it back to the bed upside down.
- Set bed into place and ensure it is level.
- Add a layer of cardboard on top of grass, leaves, and some fill soil.
- Top it off with some rich organic soil and compost.
 - > To calculate soil volume use: **Volume = L x W x H**
- Add drip irrigation or hand water. Overhead watering isn't recommended and will only encourage weeds.

Compost is MAGIC!

Using compost as mulch or in the soil is beneficial in so many ways. Compost contains a full spectrum of essential plant nutrients and increases the soil's ability to retain water and decrease runoff. The graphic below showcases some of the best ingredients for your bin.





MAINTENANCE

Whether you install a new SpokaneScape or are just looking for tips on how to water your existing landscape, the following section can help you make an immediate impact on your water use. Rebate projects must be maintained for a minimum of 3 years.

PLAN AHEAD

Keep a copy of your as-built irrigation plan, legend, and runtime schedule to make it easy to buy replacement parts and make repairs or adjustments as needed in the future.

MONITOR AND MINIMIZE WATERING

Frequent watering during the first growing season is key to helping your plants establish strong roots. Once they settle in, shift to a deep and infrequent watering routine to promote resilient, drought-tolerant roots. As your landscape matures, gradually reduce how often and how long you water. Transitioning to an optimized water-saving schedule will help your plants thrive while keeping water waste low.

If you have a smart controller, you're in luck! When programmed correctly, it will automatically adjust watering times based on the weather.

Pro Tip: Water only when the top inch of soil feels dry. This simple test prevents overwatering and keeps your SpokaneScape efficient and healthy.

TIME-OF-DAY

From June 1st to October 1st the City of Spokane has watering rules to avoid inefficient practices. Water on an odd/even schedule based on your address and make sure not to irrigate between 10:00am-6:00pm when water is the most susceptible to evaporation.

OUTDOOR WATERING SCHEDULE
Watering Rules Apply June 1st - October 1st

TUES ODD addresses	WEDS EVEN addresses	THURS ODD addresses	FRI EVEN addresses	SAT ODD addresses	SUN EVEN addresses
--------------------------	---------------------------	---------------------------	--------------------------	-------------------------	--------------------------

ODD ADDRESS
Water on Odd days

EVEN ADDRESS
Water on Even Days

NO WATERING
BETWEEN
10 A.M. &
6 P.M.

WEED

Weed by hand whenever possible. The use of herbicides is very damaging to the environment. Maintaining a healthy landscape is the best defense against weeds. To stop the spread, hand pull weeds that come in your garden every few weeks. Be sure to pull them before they seed.

MULCH MAINTENANCE

Replace your mulch as needed to maintain a 4"-6" thick layer.

See Pumpkin Spice Libations?
Time to Turn off Your Irrigation!

WINTERIZING

Turn off water to irrigation system. Remember to bring sensitive parts indoors for the winter such as timer, filter, pressure regulator, and remove batteries. Open drains on low points of drip system and consider blowing-out with a compressor at low pressure. Close drains and tape open ends after winterizing to prevent debris and critters from plugging up your system.

REVIEW IRRIGATION EQUIPMENT

When you turn on your watering system you will need to clean the filter, check that water is flowing through your emitters, and check for soggy spots that may indicate a leak.

As your SpokaneScape grows, you may need to shift emitter locations to the outer edge of the plant root zones.

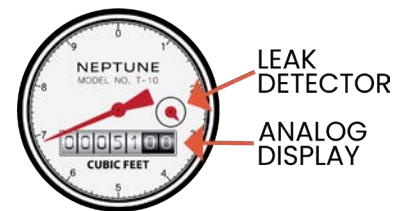
When it's Mother's Day in May?
Your garden is now in play!



CHECK FOR LEAKS

The best way to check for leaks with sub-surface irrigation is by reading your meter.

Stop water use inside/outside your home and watch the leak detector. If it's moving, there's a leak. Call the Water Department if you need help locating your meter. 509-625-7800.



Leave the Leaves!



Leaves enrich the soil, act as a natural mulch, and provide vital wildlife habitats!



KEYSTONE NATIVE PLANTS

Ecoregions 6 and 10

6 Northwestern Forested Mountains



10 North American Deserts



Keystone native plants in the Spokane area are a unique combination of arid forest plants and high desert species. The expansion of urban development has threatened local ecosystems and numerous native species that have lived here for thousands of years. Incorporating local keystone native plants to your SpokaneScape will ensure your plants thrive and will invite caterpillars, pollinators, and birds back into our community

Drought-Tolerant Keystone Plants

There are many appropriate native species for our region that host a significant number of butterflies, moths, and pollen specialist bees. All plant information is from the National Wildlife Federation, visit their website to learn more about how you can protect native wildlife habitat.



Look for the keystone icon! We've highlighted keystone natives in our Plant List to help you get started. Check out the list below and find more details in our full plant guide.

SCAN ME FOR
KEYSTONE PLANTS
BY ECOREGION

Trees
Pinus ponderosa Ponderosa Pine
Prunus emarginata Oregon Cherry
Sorbus scopulina Greene's Mountain-Ash

Ornamental Trees
Acer glabrum Rocky Mtn. Maple
Amelanchier alnifolia Saskatoon Serviceberry
Prunus virginiana Chokecherry
Sambucus nigra cerulea Blue Elderberry

Shrubs
Ceanothus sanguineus Redstem Ceanothus
Ericameria nauseosa Gray Rubber Rabbitbrush
Rosa gymnocarpa Wood's Rose
Rosa nutkana Nootka Rose
Rubus parviflorus Western Thimbleberry
Syringa vulgaris Common Lilac

Perennials
Asclepias fascicularis Narrowleaf Milkweed
Asclepias speciosa Showy Milkweed
Clarkia pulchella Deerhorn Clarkia
Dieteria canescens Hoary Tansyaster
Lupinus argenteus Silvery Lupine

Perennials
Monardella odoratissima Coyote Mint
Phacelia hastata Silver Leaf Phacelia
Solidago canadensis Canadian Goldenrod
Solidago missouriensis Missouri Goldenrod
Sphaeralcea munroana Munro's Globemallow
Symphytotrichum subspicatum Douglas Aster

If everyone in Spokane added just one keystone native, think of the ripple effect—more food for pollinators, healthier soil, and a stronger, more resilient ecosystem for all.

Native Planting in Progress...

Native plants almost always start out small! Don't fret, they will establish and grow quickly. Remember: Sleep, Creep, and Leap!

YEAR 1
SLEEP

It may seem that the native plants are sleeping, but they are working on root growth!

YEAR 2
CREEP

The native plants are taller, but some may still be in the seedling stage. Making progress!

YEAR 3
LEAP

Your native plants should be well established and blooming! Hooray!



SPOKANESCAPE PLANT LIST



Keystone Plant



Butterfly Food or Nesting



Bee Food or Nesting



Bird Habitat & Forage



Hummingbird Food



Fragrant



Berries



Fall Color



Winter Interest



Evergreen



Erosion Control



Deer Resistant Plant



Fire-Wise Plant

Light Needs



Full Sunshine



Partial Sunshine



Shade



= Spokane Native



= Eastern Washington Native



= Water Wise

TREES

Botanical Name Common Name	Size (w x h)	Area (SF)	Flower Color + Bloom Time	Light Needs	Attributes	Characteristics	Origin
<i>Celtis occidentalis</i> Hackberry Magnifica	50' x 50'	2500	White Green AM			Upright form, smooth gray bark, and lush green foliage. Provides excellent shade.	
<i>Catalpa speciosa</i> Northern Catalpa	50' x 70'	2500	White AMJ			Fast-growing, known for its large, heart-shaped leaves. Interest throughout the fall and winter.	
<i>Cladrastis kentukea</i> Yellowwood	45' x 30'-50'	2025	White M			Graceful tree known for cascades of flowers and smooth gray bark.. Thrives in well-drained soil.	
<i>Eucommia ulmoides</i> Hardy Rubber Tree	30-50' x 40-60'	1600	Greenish Brown AM			Typically grown as an ornamental shade tree, attractive glossy green foliage, excellent resistance to insect and disease problems.	
<i>Ginkgo biloba</i> Maidenhair Tree	40' x 40-50'	1600	Green A			Prized for its fan-shaped leaves that turn golden in fall. Highly resilient and low-maintenance.	
<i>Gleditsia triacanthos</i> Honeylocust	25-40' x 30-40'	1600	Green Yellow MJ			Fast growing with airy, fern-like foliage Thornless and adaptable.	
<i>Gymnocladus dioicus</i> Kentucky Coffee Tree	40-50' x 60-80'	2500	White MJ			Unique, coarse branches, feathery compound leaves and seed pods. Provides light shade.	
<i>Pinus aristata</i> Bristlecone Pine	10-15' x 8-20'	225	Red / Burgundy / Copper JJ			Very slow-growing; nice dark green color and interesting, sometimes contorted form. Prone to fire, plant wisely.	
<i>Pinus contorta</i> Lodgepole Pine	40' x 100'	1600	N/A			Fast growing. Needs pruning to maintain its shape and full sun to develop its best form. Attracts birds!	
<i>Pinus edulis</i> Pinyon Pine	20' x 15'-50'	300	Yellow AM			Very slow growing ornamental conifer, produces edible pine nuts.	
<i>Pinus monticola</i> Western White Pine	30' x 100'	900	N/A			Has considerable aesthetic value and is found in many outdoor recreation sites. Collectors favor distinctive cones. Attracts birds!	
<i>Pinus ponderosa</i> Ponderosa Pine	40' x 100'	1600	N/A			Lush, green color and bark has a pleasant vanilla fragrance. A Spokane staple.	
<i>Prunus emarginata</i> Oregon Cherry	30' x 50'	900	White AMJ			Thicket forming shrubs or small trees with reddish-grey smooth bark. Flowers have a pleasant almond fragrance. Fruit is juicy, but bitter.	
<i>Quercus coccinea</i> Scarlet Oak	40-50' x 100'	2500	Yellow Green AM			Known for its deeply lobed leaves. Provides excellent shade and year-round interest.	
<i>Quercus macrocarpa</i> Burr Oak	60-80' x 100'	6400	Yellow Green A			Tough, long-lived tree with thick, ridged bark and broad, lobed leaves. Resilient and provides shade.	
<i>Quercus robur</i> English Oak	40' x 40'	1600	Yellow Green A			Majestic, long-lived tree with a broad canopy, deeply lobed leaves, and small acorns.	
<i>Quercus rubra</i> Northern Red Oak	75' x 75'	5625	Yellow Green MAM			Fast-growing, resilient tree with a strong, upright form and deeply lobed leaves. Provides shade.	
<i>Sorbus aucuparia</i> European Mountain Ash	15' x 40'	225	White MJ			Small, deciduous tree. Adds seasonal interest.	
<i>Sorbus scopulina</i> Greene's Mountain-Ash	10' x 20'	100	White MAMJJA			Deciduous shrub with shiny orange berries and leaves that turn a brilliant orange/red.	
<i>Tilia tomentosa</i> Silver Linden	30-50' x 50-70'	2500	Pale Yellow JJ			Medium-sized tree with heart-shaped leaves that have a silvery underside, creating a striking effect in the breeze.	

ORNAMENTAL TREES

Botanical Name Common Name	Size (w x h)	Area (SF)	Flower Color + Bloom Time	Light Needs	Attributes	Characteristics	Origin
<i>Acer campestre</i> Hedge Maple	30' x 30'	900	Yellowish Green AM	☀️☀️	🦋🐦🌿🔥	Easily grown in average, medium moisture, well-drained soils. Tolerates some drought. Adapts to a variety of soils including heavy clays.	🌿
<i>Acer glabrum</i> Rocky Mtn. Maple	15' x 30'	225	Green AM	☀️☀️	🏠🦋🐦🌿🔥	Great understory plant. Flowers and seeds are food for small mammals!	🌿
<i>Acer griseum</i> Paperbark Maple	20' x 30'	400	Green/Blue AM	☀️☀️	🐦🌿🌿	Prized for its peeling cinnamon-colored bark. Adds year-round interest.	🌿
<i>Acer tataricum</i> Amur Maple	20' x 20'	400	Yellowish White AM	☀️☀️	🦋🐦🌿🔥	Easily grown in moist, organically rich, well-drained soils. Can be aggressive.	🌿
<i>Amelanchier alnifolia</i> Saskatoon Serviceberry	8' x 20'	64	White MA	☀️☀️	🏠🦋🐦🌿🔥	Spreads slowly to form thickets. Ideal for windbreaks and stabilizing soils.	🌿
<i>Amelanchier x grandiflora</i> Autumn Brilliance Serviceberry	15' x 25'	225	Green/White AM	☀️☀️	🦋🐝🐦🌿	Multi-season standout, offering white spring flowers and smooth gray bark for winter interest. Drought-tolerant once established, it supports pollinators and wildlife.	🌿
<i>Caragana arborescens</i> Siberian Peashrub	12' x 15'	144	Yellow Late AMJ	☀️☀️	🦋🐝🌿🔥	Bright yellow 1-inch flowers decorate the strongly weeping stems as the linear, ferny leaves are developing in spring.	🌿
<i>Cercis canadensis</i> Eastern Redbud	25-30' x 20-30'	750	Rosy Pink AM	☀️☀️☀️	🦋🐝🐦🌿🔥	Among the best small trees for residential yards in drought plagued regions. Blend into sweeping dryland landscapes for seasonal change.	🌿
<i>Cotinus coggygria</i> Smoke Tree	15' x 10'	225	Yellow MJJ	☀️☀️	🦋🐝🌿🔥	An excellent shrub with artful branching and many great colors to choose from for multi-season interest. Performs even in rocky, infertile soils!	🌿
<i>Crataegus columbiana</i> Columbia Hawthorn	10-30' x 10-30'	900	White MJ	☀️☀️	🦋🐝🐦🌿🔥	Edible scarlet berries that persist into winter. Great source of winter food for birds. Large 1-inch thorns on branches.	🌿
<i>Crataegus douglasii</i> Douglass Hawthorn	30' x 30'	900	White MJ	☀️☀️☀️	🦋🐝🐦🌿	Edible scarlet berries that persist into winter. Great source of winter food for birds. Large 1-inch thorns on branches.	🌿
<i>Crataegus viridis</i> Winter King	35' x 35'	1225	White M	☀️	🦋🐦🌿	Hardy hawthorn known for its silver-gray bark, and abundant red berries. Striking year-round interest.	🌿
<i>Frangula purshiana</i> Cascara Buckthorn	20' x 30'	400	Green / White AMJ	☀️☀️☀️	🐦🌿🔥	Commonly found on wooded slopes and shady areas.	🌿
<i>Holodiscus discolor</i> Oceanspray	8' x 20'	25	White / Pink MJJA	☀️☀️☀️	🦋🐝🐦🌿🔥	Deciduous shrub with graceful arching branches. Large sprays of puffy flowers. Excellent choice for all soils.	🌿
<i>Juniperus scopulorum</i> Rocky Mountain Juniper	7' x 30'	49	N/A	☀️☀️	🦋🐦🌿🔥	Not a firewise plant. Great for hedges or windbreaks. Provides excellent nesting habitat, a snowbreak for birds, and berries are good forage!	🌿
<i>Prunus virginiana</i> Chokecherry	15' x 30'	225	White AMJ	☀️☀️☀️	🏠🦋🐝🐦🌿🔥	Excellent choice for outer rows of windbreak plantings.	🌿
<i>Rhus glabra</i> Smooth Sumac	15' x 15'	225	Yellow / White AMJJ	☀️☀️☀️	🦋🐦🌿🔥	Grows on dry slopes. Most prized for bright fall color.	🌿
<i>Sambucus nigra cerulea</i> Blue Elderberry	25' x 25'	625	White AMJJ	☀️☀️	🏠🦋🐝🐦🌿🔥	Deciduous multi-stemmed shrub/small tree.	🌿

SHRUBS

Botanical Name Common Name	Size (w x h)	Area (SF)	Flower Color + Bloom Time	Light Needs	Attributes	Characteristics	Origin
<i>Aronia melanocarpa</i> Black Chokeberry	4-6' x 4-6'	36	White AMJ	☀️☀️	🐦🌿	Adaptable shrub with brilliant fall and 2-inch shiny black fruits. High wildlife value. Well-suited to shrub borders and foundation plantings.	🌿
<i>Artemisia tridentata</i> Big Sage Brush	8' x 8'	64	Yellow JJASO	☀️	🦋🐦🌿🔥	Small to tall evergreen shrub. Occasionally a tree. Sweet pungent aroma. Great for slopes and hedges. Prone to fire, plant wisely.	🌿
<i>Berberis aquifolium</i> Oregon Grape	5' x 6'	25	Yellow FMAM	☀️☀️☀️	🦋🐝🐦🌿🔥	Evergreen, holly-like shrub. Showy clusters of bright flowers. Year-round interest. Works well in mixed borders.	🌿
<i>Caryopteris species</i> Bluebeard	Varies	Varies	Blue AS	☀️	🦋🐝🐦🌿🔥	Excellent choice for late-summer color in compositions featuring lower growing, shrubby herbs and woody perennials.	🌿
<i>Ceanothus sanguineus</i> Redstem Ceanothus	8' x 8'	64	White MJJ	☀️☀️☀️	🏠🦋🐝🌿	Deciduous shrub with red/purple branches and small delicate cluster of flowers.	🌿

🏠 Keystone Plant 🦋 Butterfly Food or Nesting 🐝 Bee Food or Nesting 🐦 Bird Habitat & Forage 🌿 Hummingbird Food 🌿 Fragrant

SHRUBS

Botanical Name Common Name	Size (w x h)	Area (SF)	Flower Color + Bloom Time	Light Needs	Attributes	Characteristics	Origin
<i>Cercocarpus ledifolius</i> Curl-leaf Mt. Mahogany	12' x 30'	144	Yellow / White AMJ			Funnel shaped yellow flowers are followed by persistent feathery seed heads. Can be pruned for an evergreen hedge.	
<i>Cercocarpus montanus</i> Alderleaf Mahogany	4-8' x 8-12'	64	White AMJ			Early summer flowers give way to fruits with long, attractive, silvery-white tails which cover the shrub in late summer. Green foliage turns russet in the fall.	
<i>Chamaebatiaria millefolium</i> Fernbush	6-8' x 5-6'	64	White JJ			Little known Western native, excellent for use as a specimen or in groups for screening and hedges. Showy flower spikes resemble white lilacs.	
<i>Chrysothamnus viscidiflorus</i> Green Rabbit Brush	3' x 3'	9	Golden Yellow JAS			Vigorous branching shrub boasting bright yellow flowers. Great for a pollinator garden.	
<i>Cotoneaster apiculatus</i> Cranberry Cotoneaster	8' x 3'	64	Pink MJ			Small, dark-green leaves grow in a herringbone pattern along its horizontal branches and show off a profusion of small red berries.	
<i>Ericameria nauseosa</i> Gray Rubber Rabbitbrush	5' x 5'	25	Yellow ASO			Rounded perennial shrub. Stems originating from its base with clusters of little tubular brilliant flowers at the ends.	
<i>Fallugia paradoxa</i> Apache Plume	4-6' x 4-6'	36	White Fluffy Flowers Pink Seed Heads JJA			Blooms and fruits all summer into fall. Light winter pruning to remove old seed heads gives better appearance.	
<i>Juniperus chinensis</i> Juniper	5' x 5'	Varies	Inconspicuous N/A			Durable landscape plant with evergreen foliage. There are many varieties to help beautify your rock garden and borders. Prone to fire, plant wisely.	
<i>Lonicera ciliosa</i> Orange Honeysuckle Vine	30' x 20'	900	Orange MJJ			Dramatic clusters of bright, tubular flowers, framed by a saucer-shaped leaf. Provides summer color to fences, rock walls, and trellises.	
<i>Perovskia atriplicifolia</i> Russian Sage	3' x 5'	9	Violet / Blue JASO			Finely textured aromatic foliage is a complementary soft gray-green. Great in mass plantings or as a single accent.	
<i>Philadelphus lewisii</i> Mock Orange	6' x 6'	36	White AMJ			Grows on well drained slopes and crevices in open forest. Many white aromatic flowers.	
<i>Physocarpus malvaceus</i> Mallow Ninebark	5' x 6'	25	White MJJ			Hardy deciduous shrub with cinnamon-colored peeling bark. Can form dense thickets providing cover for birds and mammals!	
<i>Pinus species</i> Pine	Varies	Varies	Inconspicuous N/A			There are a number of beautiful water-wise pine varieties available that will brighten up your winter landscape and add drama to your rock garden.	
<i>Rhus aromatica 'gro low'</i> Gro-Low Fragrant Sumac	6-8' x 2-3'	64	Yellow AM			Glossy, green foliage displays an excellent red fall color, fragrant when brushed against or leaves are crushed.	
<i>Rhus trilobata</i> Threeleaf Sumac	6' x 5'	36	Yellow / White MJ			Ideal groundcover shrub for terraced walls, large open areas, and dry shrub areas.	
<i>Rosa woodsii</i> Wood's Rose	3.5' x 5'	12.25	Pink MJJA			In spring, the new canes emerge red. In late spring, a profusion of flowers are borne in small clusters.	
<i>Ribes aureum</i> Golden Currant	7' x 7'	49	Red / Orange / Yellow AMJ			This upright shrub works well as a hedge row. Plant in a prominent place as it is colorful from spring through fall.	
<i>Ribes cereum</i> Wax Currant	5' x 5'	25	White / Pale Pink AMJJ			Very adaptable plant. Stems are soft and fuzzy. Clusters of pretty tubular flowers.	
<i>Ribes sanguineum</i> Red Flowering Currant	4' x 6'	16	Pink AMJ			This Pacific Northwest native is covered with pink flowers in the spring. Fall foliage is amazing with shades of red, purple, yellow, and orange. Moderate water use: tolerates some drought. Native to the western United States and Canada.	
<i>Rosa gymnocarpa</i> Wood's Rose	4' x 3'	16	Pink MJJ			Small, deciduous rosebush. Found in wooded areas. Plant in area where it can spread freely.	
<i>Rosa nutkana</i> Nootka Rose	4' x 6'	16	Pink MJJ			Large red hips in the fall. Stems are well armed with thorns, so plant away from pathways.	
<i>Rosa rugosa</i> Rugosa Rose	4-6' x 4-6'	36	Pink / White JJA			Forms a densely branched barrier with leathery dark green foliage that is excellent for creating an impenetrable hedge or border.	
<i>Rubus parviflorus</i> Western Thimbleberry	4' x 4'	16	White MJJA			Low to medium shrub. Needs large area to grow. Can be used as a tall understory groundcover. Post fire re-hab plant.	
<i>Shepherdia argentea</i> Silver Buffaloberry	4-6' x 6'	36	White / Yellow AM			Silver in color with thorns and red berries. Makes nice hedgerow; good cover and food for birds.	

Berries Fall Color Winter Interest Evergreen Erosion Control Deer Resistant Plant Fire-Wise Plant

SHRUBS

Botanical Name Common Name	Size (w x h)	Area (SF)	Flower Color + Bloom Time	Light Needs	Attributes	Characteristics	Origin
<i>Spiraea betulifolia</i> Birch Leaf Spirea	3' x 3'	9	White MJ Repeat AS			Attractive, hardy plant. Spreads rapidly through rhizomes forming dense groundcover. Great understory plant.	
<i>Symphoricarpos albus</i> Snowberry	5' x 5'	25	White / Pink JJ			Allow to spread freely to form dense thickets. Good for erosion control.	
<i>Syringa vulgaris</i> Common Lilac	7' x 9'	49	Purple/White AMJ			Known for its fragrant clusters of flowers. Thrives in well-drained soil, attracts pollinators.	
<i>Viburnum rhytidophyllum</i> Leatherleaf Viburnum	9' x 11'	100	White AM			An excellent screening plant with large, thick leaves. Flowers turn to bright red berries in the fall and then turn purplish black in the winter.	

GROUND COVER

Botanical Name Common Name	Size (w x h)	Area (SF)	Flower Color + Bloom Time	Light Needs	Attributes	Characteristics	Origin
<i>Antennaria microphylla</i> Rosy Pussytoes	1' x 1'	1	Pink / White JJA			Silvery green leaves covered in velvety hairs. Rounded clustered pop of flowers.	
<i>Arctostaphylos uva-ursi</i> Kinnikinnick	3' x 1'	9	Pink / White AMJJ			Creates dense mat that prevents weed growth. Evergreen, glossy leaves that turn reddish in fall.	
<i>Artemisia dracunculus 'sativa'</i> French Tarragon	2' x 2'	4	White N/A			Flavorful tarragon with the scent and taste of licorice and mint. Will spread slowly to form a broad clump. Performs well in containers.	
<i>Asarum caudatum</i> Wild Ginger	.5' x 1.5'	2.25	Burgundy / Brown AMJJ			An evergreen with beautiful heart-shaped leaves. Nice groundcover for dark shaded areas and woodland gardens.	
<i>Berberis repens</i> Creeping Oregon Grape	3' x 1'	9	Yellow AM			Low-growing evergreen shrub with holly-like, waxy leaves and bright yellow flowers. Berries are a great winter food source for birds	
<i>Cotoneaster dammeri</i> Bearberry Cotoneaster	10' x 1.5'	100	White MJ			Woody evergreen, good for slope stabilization and large scale ground covers. Small green leaves, reddish stems and bright red berries.	
<i>Delosperma</i> var. Hardy Ice Plant	1.5" x 1"-3"	2.25	Purple / Red JJAS			Low growing flowering, succulent perennial.	
<i>Epimedium</i> spp. Barrenwort	1' x 1'	1	Varies JJA			Grows great under pine trees and dense cover. Tough, durable, and easy to grow. Produces colorful spider-like flowers.	
<i>Eriogonum niveum</i> Snow Buckwheat	2' x 2'	4	White to Pink JJAS			Grows in mounds. Frosty-green leaves, long-lasting sprays of tiny flowers. Cools the eye in late summer and early fall.	
<i>Eriogonum strictum</i> Strict Buckwheat	1' x 1'	2	White to Pink / Yellow MJJ			Grows in mounds. Frosty-green leaves, long-lasting sprays of tiny flowers.	
<i>Eriogonum umbellatum</i> Sulfur Flower Buckwheat	1.5' x .5'	3	Yellow MJJAS			Yellow flowers atop leafless stalks. Forms broad mats of woody stems with small leaves that are green and white.	
<i>Euonymus fortunei</i> var Winter Creeper	3' x 1'	9	Inconspicuous N/A			Plant along walks and driveways, in mixed borders and massed as an evergreen.	
<i>Fragaria vesca</i> Wild Woodland Strawberry	1' x .5'	1	White AMJJA			Forms rosettes coarsely-toothed, bright green leaves. Great as groundcover for a shaded area. Sweet edible berries.	
<i>Fragaria virginiana</i> Wild Strawberry	1.5' x .5'	3	White MJJ			Low-growing, spreading perennial. Bears small white flowers followed by edible fruit. Becomes dormant in hottest months.	
<i>Galium odoratum</i> Sweet Woodruff	1' x 1'	1	White AMJJ			Dark green coloring with small white blossoms with long hooked hairs. Sweet smelling (vanilla like). Can be invasive, plant wisely.	
<i>Genista lydia</i> Lydian Broom	2' x 1'	4	Yellow MJJ			Dwarf shrub makes quite a show with profusion of bright yellow blooms.	
<i>Hypericum calycinum</i> St. John's Wort	2' x 1'	4	Bright Yellow JAS			Large, rose-like, 5-petaled, yellow flowers. Spreads rapidly by underground stems and can spread aggressively.	
<i>Juniperus horizontalis</i> Juniper	6' x .5'	Varies	Inconspicuous N/A			Very durable landscape plant with evergreen foliage. Great in rock gardens and on borders. Can be prone to fire, place responsibly.	

Keystone Plant Butterfly Food or Nesting Bee Food or Nesting Bird Habitat & Forage Hummingbird Food Fragrant

GROUND COVER




















































































































































Botanical Name Common Name	Size (w x h)	Area (SF)	Flower Color + Bloom Time	Light Needs	Attributes	Characteristics	Origin
Liriope species Lilyturf	Varies	Varies	Lavender to White AS			Forms a clump of narrow, arching, glossy, dark green leaves. Flower spikes with pale lavender to white flowers.	
Pachysandra termanalis Pachysandra	1.5' x .75'	2.25	White MA			Foliage tends to bleach when grown in too much sun. Plants thrive in sun dappled shade under large trees. For use as a ground cover.	
Paxistima canbyi Canby's Mountain Lover	4' x 1'	8	Green AM			Dense, dwarf, shrub of the staff-tree family that grows to only 8-12" tall but spreads outward.	
Phlox diffusa Spreading Phlox	1.5' x .5'	3	Light Purple / White / Pink AMJJ			Mat forming evergreen perennial with a profusion of small star-shaped flowers. Great for rock gardens or border edging.	
Phlox subulata Creeping Phlox	3' x .5'	9	Pink / Purple AMJ			Tolerates dry conditions once established. Perfect as an accent in a rock garden or mixed with annuals.	
Salvia dorrii Purple Sage	3' x 3'	9	Deep Blue AMJ			Easy to grow and makes an attractive accent in borders, desert, and pollinator gardens.	
Sedum species Sedum or Stonecrop	Varies	Varies	Pink / White AM or JJA			Many species and forms. Most quite drought adapted. Many make great ground covers.	
Sempervivum species Hens & Chicks	1' x 1-6"	1	Yellow / Pink / White AM or JJA			Thousands of species exist, native to Europe. Great plants for dry, rocky areas.	
Thymus praecox Creeping Thyme	1' x 1-6"	1	White / Pink / Purple JJA			Lawn substitute for areas with light foot traffic.	

PERENNIALS



























































Botanical Name Common Name	Size (w x h)	Area (SF)	Flower Color + Bloom Time	Light Needs	Attributes	Characteristics	Origin
Achillea millefolium Yarrow	1' x 3'	1	White JJAS			A prolific plant, grows vigorously with moisture. Fine leaves and showy flowers.	
Agastache foeniculum Anise Hyssop	3' x 4'	9	Lavender JJAS			Of the mint family with anise-scented foliage. Attracts hummingbirds!	
Agastache rupestris Hummingbird Mint	2' x 2'	4	Orange / Purple JASO			Root beer scented foliage and tall spikes of tubular flowers. Very attractive to hummingbirds.	
Allium cernuum Nodding Onion	1' x 1'	1	Purple MJJ			A dozen or so flowers atop a shepherd's crook stem. Grass-like leaves.	
Allium species Ornamental Allium	Varies	Varies	Large Variety of Colors AM			Ornamental Onion. Plant as bulbs in the fall. Likes well draining, slightly acidic soils. Mildly toxic to humans, dogs, and cats.	
Anaphalis margaritacea Pearly Everlasting	2' x 3'	4	Yellow / White JJAS			Topped with clusters of long-lasting, button like flowers; perfect for dried floral arrangements.	
Artemisia frigida Fringed Sage	1.5' x 1.5'	2.25	White / Yellow JAS			Plants are mat forming, with very fragrant woolly grey-green foliage and inconspicuous flowers.	
Artemisia ludoviciana Silver Sage	3' x 3'	9	White / Yellow JJASO			Grown for its striking silver foliage, attractive accent plant in the garden. Can be a spreader.	
Asclepias fascicularis Narrowleaf Milkweed	1' x 2.5'	1	Lavender JJAS			Extremely adaptable plant. Milkweed plants are critical to Monarch survival.	
Asclepias speciosa Showy Milkweed	1.5' x 3'	2.25	Pink MJJAS			A prolific plant that gives way to prominent seed pods with silvery-white, silky hairs. Milkweed plants are critical to Monarch survival.	
Asclepias tuberosa Orange Milkweed	2' x 1'	4	Orange MJJA			Vibrant orange blooms are a welcome spot of color for any low-water garden. It adapts to drought by sending a deep root.	
Aster species Aster	1-4' x 1-6'	24	Varies ASO			Bloom later in the season providing a pop of color going into first hard freeze.	
Astilbe chinensis Chinese Astilbe	2' x 2'	4	Purple / Pink JA			Great groundcover for shade and more tolerant of dry soils than other astilbes.	
Begonia Grandis Hardy Begonia	2' x 2'	4	Pink / Red JA			Does well in even the shadiest of spots. Produces clusters of pink or red flowers from summer through fall.	
Bergenia Cordifolia Heartleaf Bergenia	2' x 2'	4	Pink AM			Large rosettes of leathery, glossy, toothed, rounded, dark green leaves that tend to be heart shaped at the base. Great groundcover.	

Berries
 Fall Color
 Winter Interest
 Evergreen
 Erosion Control
 Deer Resistant Plant
 Fire-Wise Plant








































PERENNIALS

Botanical Name Common Name	Size (w x h)	Area (SF)	Flower Color + Bloom Time	Light Needs	Attributes	Characteristics	Origin
Besseyia rubra Red Besseyia	1.5' x 2'	2.25	White / Red / Green / Purple AMJ			Tough, erect leaves. Stems are topped with a dense spike of flowers reduced to conspicuous red stamens.	
Calylophus serrulatus Yellow Sundrops	1' x 1'	1	Yellow JJA		  	A small, mounding plant with a profusion of 1-inch yellow flowers. Blooms all summer in the dry garden. Self sows and naturalizes.	
Camassia quamash Camas	1-2' x 2-3'	4	Blue AMJ	 	 	Resilient plant known for coming back year after year. Low maintenance. Pest and disease free.	
Carex albicans Rush or Sedge	1.5' x 1.5'	1 - 2	Varies AM	 	 	Tolerates dry soil conditions better than most species of Carex. Will slowly spread by rhizomes and self-seed in optimum growing conditions.	
Catananche caerulea Cupid's Dart	1' x 2'	1	Blue to Lavender Blue JAS		   	A short-lived, clumping perennial. Prefers loose, sandy-humusy, medium moisture, well-drained soils.	
Centranthus ruber Red Valerian	2' x 3'	4	Pink / Red MJ	 	   	Borders, cottage gardens, stone walls, groundcover, specimen or small group.	
Clarkia pulchella Deerhorn Clarkia	1.5' x 1'	2.25	White / Purple / Pink AMJJ	 	   	Eye-catching flowers. Self-seeding annual. Nice addition to a meadow. Very drought tolerant.	
Cleomella serrulata Rocky Mountain Beepant	3' x 4'	9	Pink JA	 	   	Fast growing annual plant with showy, elongated, nectar-filled flowers.	
Coreopsis lanceolata Lanceleaf Coreopsis	2' x 2'	4	Yellow JJA	 	   	Easy to grow. Daisy-like flowers, grows in prairies, glades, fields, and roadsides.	
Coreopsis tinctoria Tickseed	2' x 4'	4	Red / Yellow JJA	 	   	Good addition to sparse shrub borders. Stature is ideal for smaller urban gardens or in limited confines of entries and courtyards. Self seeds.	
Delphinium nuttallianum Nuttall's Larkspur	1' x 2'	1	Blue / Purple / White AMJJ	 	  	Grows in sagebrush desert, grassy shrublands, open conifer forests. Visually interesting flowers. All parts of the plant are toxic.	
Dieteria canescens Hoary Tansyaster	4' x 3'	16	White / Yellow / Pink / Purple JJASO		   	A prolific plant, used to improve wildlife habitat as it provides food for numerous birds and mammals. Biannual.	
Echinacea species Coneflower	2' x 3'	4	Varies JJA		    	Very attractive to butterflies, blooming for many weeks in late summer. Many colors and sizes to choose from.	
Engelmannia peristenia Engelmann Daisy	1.5' x 2'	2.25	White / Yellow MJJ	 	  	Small rock garden plant with a very long and cheery bloom. Reflowers and reseeds readily.	
Epilobium canum ssp. garrettii Creeping Hummingbird Trumpet	1-1.5' x 4-6"	2.25	Bright Orange / Scarlet JJA	 	   	Spreads like a groundcover to 18" wide. Water regularly when in bloom to keep flowers coming.	
Epimedium x versicolor 'Sulphureum' Bishop's Hat	1.5' x 1'	2.25	Yellow AM	 	  	Rhizomatous, clump-forming perennial, primarily used as a ground cover or edging in shady or woodland areas.	
Erigeron compositus Cutleaf Daisy	1' x 1'	1	White / Pink / Blue / Yellow MJJA	 	  	A dwarf, cushion-like plant with compact mounds of woolly leaves. Long lasting flowers. Reseeds readily. Prefers sandy slopes.	
Erigeron filifolius Threadleaf Fleabane	1' x 1'	1	White / Blue / Pink / Yellow MJJ	 	  	Low-maintenance; abundance of flowers. Fits in well at the base of shrubs. Great choice for slopes and rock gardens.	
Erigeron pumilus Shaggy Fleabane	1.5' x 2'	2.25	Pink / Blue / White / Yellow MJJA	 	 	Low-maintenance; abundance of flowers. Fits in well at the base of shrubs.	
Erigeron speciosus Showy Fleabane	2' x 3'	4	Lavender / Blue White / Yellow JJAS	 	  	Long blooming and showy daisy-like flowers with a yellow center.	
Eriophyllum lanatum Oregon Sunshine	2' x 1.5'	4	Yellow MJJAS	 	  	Grey-green foliage forms attractive mounds, covered with a burst of flowers.	
Eschschizia californica California Poppy	1.5' x 1'	2.25	Yellow / Orange MJJA		   	Bluish-green fern-like leaves and orange flowers borne singly on a long stalk. Flowers open during day and close at night. Spicy fragrance.	
Gaillardia aristata Blanket Flower	2' x 2'	4	Yellow / Orange JJASO		   	Popular for perennial and wildflower gardens. One plant will become many as it reseeds readily. Daisy-like flowers.	
Geranium phaeum Hardy Geranium	2' x 2'	4	Varies MJJA	 	   	Blooms early spring to late summer. Very low maintenance.	
Geranium sanguineum Bloody Geranium	1.5' x .75'	2.25	Magenta MJJ	 	   	Bushy plant with sticky hairs that cover stems and lower leaves. Dark pink to purple flowers in late spring and summer.	

PERENNIALS

Botanical Name Common Name	Size (w x h)	Area (SF)	Flower Color + Bloom Time	Light Needs	Attributes	Characteristics	Origin
Geranium viscosissimum Sticky Geranium	3' x 3'	9	Purple / Pink MJJ	 	   	Good for dry areas, meadows, perennial gardens, and under coniferous trees. Has attractive foliage and flowers.	
Geum triflorum Prairie Smoke	1' x 2'	1	Maroon / Purple / Pink AMJJA	 	   	Works well in rock gardens or grassy meadows. Grows low to make nice ground cover. Adds texture to the garden with its fern-like leaves.	
Helenium autumnale Sneezeweed	3' x 4'	9	Yellow JAS		  	Eye-catching clusters of cone-like flowers, covered in golden pollen that attract butterflies. Popular for their showy display.	
Helianthella uniflora Little Sunflower	3' x 3'	9	Yellow MJJ	 	  	Showy solitary flowers. Pollen source for a variety of bees. Competitive against weeds. Birds love the seeds!	
Helleborus orientalis Hellebore	1.5' x 1.5'	2.25	White / Pink to Rose / Purple MA	 	  	Features large, cup-shaped, rose-like, usually nodding flowers with center crowns of conspicuously contrasting yellow stamens.	
Hemerocallis x species Daylily	Varies	Varies	Variety JAS	 	   	Perennial borders as individuals or small clusters. Mass into a sea of color like groundcover.	
Hesperaloe filamentosa Yucca	3-5' x 3-5'	9-25	White JJA		  	Southeastern native, gorgeous in bloom. Many traditional Native American uses.	
Hesperaloe glauca Yucca	3-4' x 1-2.5'	9-12	White JJA		  	Butterflies use the flowers. Many traditional Native American uses.	
Hesperaloe parviflora Texas False Yucca	5' x 4'	25	Red / Pink JJA	 	   	Grows easily in average to lean, well-drained soil. Looks like a Yucca. Blue-green foliage throughout the year, flowers during the summer.	
Heterotheca villosa Hairy False Goldenaster	2' x 3'	4	Yellow JJAS		  	Moderately fast growing. Striking flowers that have a spicy-sharp sage aroma. Has gray-green leaves. Tends to grow in crevices.	
Heuchera cylindrica Roundleaf Alumroot	1' x 3'	1	Cream / Yellow Green AMJJA	 	  	Well suited perennial for a rock garden or as edging with taller plants. Foliage is attractive when plant is not in bloom.	
Hosta species Hosta	2-3' x 2-3'	4-9	Pinkish Lavender JAS	 	  	Hosta is a genus of about 70 species of shade-loving, clump forming, herbaceous perennials. Leaves grow in a variety of shapes, sizes, colors, and textures with bell or funnel shaped flowers.	
Ipomopsis aggregata Scarlet Gilia	2.5' - 2'	6	Red / Scarlet Pink MJJA	 	  	Attracts hummingbirds. Long blooming.	
Iris cristata Dwarf Crested Iris	.5-1' x 6-8"	1	Blue / Violet / Purple / White AM	 	  	Doing well in Manito Shade Garden. Low-growing that likes partly shaded.	
Iris germanica Bearded Iris	1' x 2'	1	Purple / Yellow Blue MJ	 	   	Has tall sword-shaped linear leaves and blooms on stalks that branch below their mid points.	
Lavandula species Lavender	3' x 3'	9	Purple JJA		   	Fragrant flowers have many uses and are loved by bees. Goldfinches eat the seeds.	
Lewisia cotyledon Siskiyou Lewisia	1.5' x .5'	2.25	See Comments JJA	 	  	Succulent green leaves and great numbers of beautiful flowers. Colors: Pastel Pink, Rose, Salmon, Orange, White, Yellow.	
Lewisia rediviva Bitterroot	.5' x .5'	.25	Deep Pink/Rose AMJJ	 	 	Excellent for rock gardens and dry landscapes. Goes dormant in heat of the summer.	
Lewisiopsis tweedyi Tweedy's Lewisia	1.5' x .5'	2.25	Apricot / Pink / White AMJ	 	 	An amazingly beautiful plant with shiny spoon shaped leaves. Wants a rocky site.	
Linum lewisii Wild Blue Flax	1.5' x 2'	2.25	Blue / Purple AMJJ	 	   	Adds color all summer. Easy to grow. Spreads by reseeding. Narrow blue-green leaves and small flowers that appear a few at a time.	
Linum perenne Blue Flax	2' x 1-2'	4	Blue MJJ	 	  	Mostly unbranched leafy stems and delicate blue flowers on slender stalks near the top. Found in open well-drained prairies and meadows.	
Lupinus argenteus Silvery Lupine	1' x 3'	1	Purple / Blue MJJ	 	   	Makes a fine addition to a rock garden or wildflower area. Reseeds readily.	
Monarda fistulosa Beebalm	3' x 3.5'	9	Pink / White Purple JJAS	 	   	Flowers look like miniature pom-poms. Provides a pastel color to the landscape. Plant where it can spread freely. Leaves smell like oregano.	
Monardella odoratissima Coyote Mint	2' x 1'	4	Pink / Purple White / Blue MJJA	 	   	A showy sprawling perennial with strongly scented minty leaves. Striking addition to borders and rock gardens.	
Nepeta faassenii Garden Catmint	2.5' x 2'	6.25	Blue / Purple JJA	 	   	A hardy plant that flowers all season, needs a minimum of maintenance. It is a reliable plant, and a magnet for bees.	

PERENNIALS

Botanical Name Common Name	Size (w x h)	Area (SF)	Flower Color + Bloom Time	Light Needs	Attributes	Characteristics	Origin
<i>Oenothera caespitosa</i> Tufted Evening-Primrose	2' x 1'	4	White MJJ	 	     	Makes a great rock garden plant. Eye-catching flowers. Easy to grow.	
<i>Osmundastrum cinnamomeum</i> Cinnamon Fern	2-3' x 2-3'	9	Non-Flowering N/A	 	 	Grows long narrow spikes that produce spores. Low maintenance, as well as pest and disease free. Likes to grow in clumps.	
<i>Penstemon attenuatus</i> Taper- Leaf Penstemon	1.5' x 1.5'	2.25	Blue / Purple / Pink / White JJA	 	   	Eye-catching flowers are rich in color with glossy green leaves.	
<i>Penstemon confertus</i> Yellow Penstemon	2' x 2'	4	Yellow / White MJJA	 	   	Best suited to a wildflower meadow or a perennial border. Don't surround with taller plants as it will hide its subtle beauty.	
<i>Penstemon fruticosus</i> Bush Penstemon	1.5' x 1.5'	2.25	Blue / Purple MJJA	 	   	Attractive, compact, woody shrub; great foundation plant for middle of the bed or for a low hedge. Evergreen.	
<i>Penstemon richardsonii</i> Richardson's Penstemon	2' x 2'	4	Pink / Purple JJA	 	     	Provides vivid rosy/purple color to a meadow-scape, rock garden, or pollinator garden. Dusty green leaves.	
<i>Penstemon rupicola</i> Cliff Penstemon	1' x 1'	1	Red / Purple / Pink MJJA	 	     	Evergreen shrub. Great for a rock garden!	
<i>Penstemon speciosus</i> Royal Penstemon	3' x 3'	9	Blue / Lavender / Purple MJJAS	 	    	Provides a bold impact in beds, borders, and rock gardens.	
<i>Penstemon venustus</i> Venus Penstemon	2' x 3'	4	Violet / Purple MJJA		   	A woody shrub with showy wands of large flowers. Loves shallow rocky soil. Great in rock gardens, beds, and borders.	
<i>Penstemon wilcoxii</i> Wilcox's Penstemon	2' x 2'	4	Purple / Blue MJJ	 	   	Showy wildflower best used in an inclined rock garden or dry perennial bed in clumps of 12-50 plants.	
<i>Phacelia hastata</i> Silver Leaf Phacelia	.5' x 1'	.25	White / Purple MJJA	 	  	Clusters of flowers emerge from a lush rosette of silky leaves. Spreads slowly without becoming weedy or invasive. Great in rock gardens!	
<i>Polygonatum odoratum</i> var. Solomon's Seal	1' x 2-3'	2	White AM	 	   	Grows in lush stalks with white bell shaped flowers. Great for woodland gardens and shady rock gardens or border fronts.	
<i>Polystichum munitum</i> Sword Fern	3' x 3'	9	N/A	 	 	Tall evergreen fern. Large size, dark green color, and gorgeous texture. Adds variety to the darkest corner year round.	
<i>Pulsatilla patens</i> Pasque Flower	1' x 1'	1	Blue / Violet MAMJ	 		Bold flowers above clumps of dark green foliage.	
<i>Rudbeckia hirta</i> Black Eyed Susan	2' x 3'	4	Yellow JJA	 	   	Clump-forming perennial boasting masses of daisies with a dark central cone.	
<i>Salvia azurea</i> Blue Sage	4' x 3-5'	12	Blue JJASO	 	    	A tall, linear accent plant most of the season. Flowers with the asters late in the season, with the most amazing sky blue flowers.	
<i>Sedum stenopetalum</i> Wormleaf Stonecrop	1.5' x 1.5'	2.25	Yellow to White MJJ	 		Great in rock gardens, stone walls, and green roofs.	
<i>Sisyrinchium idahoense</i> Idaho-Blue-Eyed Grass	1' x 1'	1	Blue / Purple AMJ		 	Prefers dry open meadows. Provides a spring surprise in perennial gardens with spring rains and plenty of sunlight. Foliage is grass-like.	
<i>Solidago canadensis</i> Canadian Goldenrod	5' x 5'	25	Yellow ASO	 	     	Adaptable prolific plant. Spreads into a nice cluster of showy flowers and provides late season color.	
<i>Solidago missouriensis</i> Missouri Goldenrod	2' x 4'	4	Yellow JASO		   	A prolific plant. Best to plant in pot submerged underground. Grows well in sandy loam to clay loam soils. Provides a late fall color.	
<i>Sphaeralcea munroana</i> Munro's Globemallow	2' x 3'	4	Orange MJJA		   	Brilliant cup-shaped flowers along upright silky stems covered in fine white hairs.	
<i>Symphotrichum ascendens</i> Western Aster	2' x 2'	4	Purple JASO	 	 	Great in a perennial beds, rock gardens, and as borders.	
<i>Symphotrichum subspicatum</i> Douglas Aster	5' x 3'	25	Purple JAS	 	  	Profusely blooms. Among the most popular pollinator plants.	
<i>Synthyris missurica</i> Mountain Kittenails	1' x 1'	1	Blue / Violet MAM	 		Cute bright flowers, each half centimeter long.	

PERENNIALS

Botanical Name Common Name	Size (w x h)	Area (SF)	Flower Color + Bloom Time	Light Needs	Attributes	Characteristics	Origin
<i>Tricyrtis formosana</i> . Toadlily	2'	4	White / Purple / Red JA or SO			Speckled blooms of pink, rose, or burgundy. Very unique shade loving perennials.	
<i>Veronica umbrosa</i> "Georgia" Creeping Veronica	2' x .5'	4	Blue AMJ			Bright blue flowers with white eye. Makes a great 6" high groundcover.	

GRASSES

Botanical Name Common Name	Size (w x h)	Area (SF)	Flower Color + Bloom Time	Light Needs	Attributes	Characteristics	Origin
<i>Achnatherum hymenoides</i> Indian Ricegrass	1' x 1'	1	Yellow JJAS			Fluffy seed heads resemble baby's breath. Thrives in the driest of dry places. Wild behavior - will move around and seed where it wants to, but not invasive.	
<i>Calamagrostis acutiflora</i> Karl Foerster Feather Reed Grass	3' x 6'	9	Yellow MJJA			Plant in mass groupings or as a specimen plant. Excellent vertical accent for borders or narrow spaces. Seedheads add nice fall/winter color.	
<i>Calamagrostis rubescens</i> Pinegrass	Varies x 1'	2	Yellow MJJ			Sod former. Bright, shiny green.	
<i>Elymus cinereus</i> Great Basin Wildrye	3' x 5'	9	Yellow JJ			Very large bunchgrass with seed heads that are large and attractive for many months.	
<i>Elymus elymoides</i> Squirrel Tail	1' x 2'	1	Yellow MJJA			Long, bushy seed heads look like a bottlebrush. Bunch grass.	
<i>Elymus glaucus</i> Blue Wildrye	1' x 4'	1	Yellow JJA			Among the tallest of the native grasses. Drooping habit. Blue-grey foliage. Bunch grass.	
<i>Festuca glauca</i> Blue Fescue	1' x .5'	1	Green JJ			Tufted mound of bluish-green grass. Keeps color throughout winter. Nice as rock garden or edging plant.	
<i>Festuca idahoensis</i> Idaho Fescue	1' x 2'	1	Yellow JJA			Hair-like, blue-grey, dense leaves. Lovely mixed with perennials. Stays green through winter. Easy to start.	
<i>Hakonechloa macra</i> Japanese Forest Grass	2' x 2"	4	Green / Yellow JA			Pest and disease free. Low maintenance.	
<i>Helictotrichon sempervirens</i> Blue Oat Grass	2' x 3'	4	Yellow JJA			Blue Oat Grass is at home in desert gardens as well as in the traditional perennial border. Plant beside landscape boulders, in rock gardens or at the edges of natural pools.	
<i>Koeleria macrantha</i> Prairie Junegrass	1' x 2'	1	Yellow MJJ			Pluming seed head which sways in wind. Suitable in wildflower meadow/mixed with perennials.	
<i>Miscanthus sinensis</i> Maiden Grass	5' x 5'	25	White / Pink / Red JAS			Graceful form provides interest even into winter.	
<i>Panicum virgatum</i> Shenandoah Switchgrass	5' x 5'	25	Green SO			Semi-upright bunch grass with airy flowers that create a hazy effect from later summer into fall.	
<i>Pseudoroegneria spicata</i> Bluebunch Wheatgrass	3' x 3'	9	Yellow MJJA			Blue-green foliage. Likes warm, dry, sunny slopes. Low maintenance.	
<i>Schizachyrium scoparium</i> Little Bluestem	1.5' x 2'	2.25	White / Green JAS			Blue-green leaves during the growing season and attractive rusty color with white fluffy seed heads in the fall, great fall/winter color.	

Berries
 Fall Color
 Winter Interest
 Evergreen
 Erosion Control
 Deer Resistant Plant
 Fire-Wise Plant

A special thanks to...

The Washington Native Plant Society, Honeyside Bee Co-Op of Spokane, and The WSU Master Gardeners for contributing their time and expertise to the cultivating of this plant list.





FAQ

YOU'VE GOT QUESTIONS, WE HAVE ANSWERS.

- > **How big does my project need to be?** Projects need to be a minimum of 300 square feet to qualify, smaller projects are permitted in the parking strip- the area between the sidewalk and street.
- > **How many plants do I need?** Plants need to add up to half of the overall square footage when they reach maturity. Look at the SpokaneScape Guidebook Plant List for plant square footage estimates.
- > **Do all my plants need to be drought tolerant?** 50% of the converted area must be drought tolerant plants. Established mature plants or trees don't need to be removed.
- > **How do I get paid from the City?** SpokaneScape projects funds will be applied to your City of Spokane utility bill as a credit upon final project inspection and approval.
- > **Can I do a SpokaneScape project in my backyard?** Yes. BUT only if you have already completed a SpokaneScape or xeric style project in the front yard.
- > **Can I do a project that is larger than 1,000 square feet?** Absolutely, however the reward is capped at 1,000 square feet / \$500.
- > **Do I need to remove my current sprinkler system?** No, existing irrigation systems need to be capped, converted to a drip irrigation system, or converted to high efficiency rotary nozzles.
- > **Can I get a credit for installing artificial grass in my yard?** No, we want to keep SpokaneScape projects environmentally friendly as possible. Fake grass may save water, but it only adds to the waste stream in the long run and provides zero wildlife habitat.



NEED A HAND?

Work With a SpokaneScape Certified Pro

CONSTRUCTION & MAINTENANCE

2nd Nature Landscaping

2ndnaturewa.com
509-999-8104

Deep Roots Garden & Landscaping

509-216-4835

Dryland Revival

drylandrevival.com
509-560-4346

Envisioned Landscapes

envisionedlandscapes.com
509-607-8926

Garden Landscapes

theenglishlandscaper.com
509-263-0384

GardenUp Landscape

gardenuplandscape.com
509-768-5442

K2 Landscaping

k2landscaping.com
509-678-1773

Landsite Development Inc.

landsitedevelopment.com
509-448-1008

Mulch On

mulch-on.com
509-768-3607

Pacific Garden Design

pacificgardendesign.com
509-838-3939

Rexcellent, Inc.

rexcellentinc.com
509-557-0337

Skyline Landscape and Design

skylinetreeservicewa.com
509-475-2079

Smart Water Solutions

smartwatersolutions.org
509-251-2006

Twin Gardens LLC

twingardensllc.com
509-866-9424

Norde Excavation

509-250-0906

Spokane Boys

spokaneboysinc.com
509-487-0295

LANDSCAPE ARCHITECT

Micheal Terrell Landscape

Architecture PLLC
mt-la.com
509-922-7449

Place Landscape Architecture

place-la.com
509-570-2157

Spokane Garden Coach

spokanegardencoach.com

SPVV Landscape Architects

spvv.com
509-325-0511

Trellis and Table

trellisandtable.com
509-359-0064

The Phoenix Conservancy

phoenixconservancy.org
425-757-6890

Xeri Workbook

509-470-0244

PLANTS & SUPPLIES

Barn and Blossom

barnandblossom.com
509-448-3894

Blue Moon

bluemoonplants.com
509-747-4255

Desert Jewels Nursery

desertjewelsnursery.com
509-893-3771

Floralia

floralianursery.com
509-724-0223

Ritters Garden & Gift

4ritter.com
509-467-5258

Seed-2 Shade Native Plants

509-389-6785

SAVE WATER AND SAVE ON YOUR SPOKANESCAPE!

Water Wise Rebates will keep money in your pocket and water in our aquifer!

