

WHY ARE BEST MANAGEMENT PRACTICES (BMPs) IMPORTANT?

BMPs are enforceable procedures, based on regulations, that minimize pollutants that are discharged to the sewer system or the environment. BMPs are needed at both industrial and commercial facilities that can produce wastewater containing higher levels of pollutants than what are typically found in residential wastewater.

REQUIREMENTS

COMPLIANCE WITH LOCAL CODES

- ◇ All print shop operations that send wastewater to the sewer system must ensure their wastewater complies with all local codes and requirements.

APPLY FOR A PERMIT IF NEEDED

- ◇ Print shops must apply for a permit if they discharge over 25,000 gallons a day.

CONTACT US



City of Spokane
(509) 625-4600



Spokane County
(509) 477-7177



Airway Heights
(509) 443-5667

ADDITIONAL RESOURCES

HAZARDOUS WASTE HANDLING:

Department of Ecology
(509) 329-3400
www.ecy.wa.gov

Spokane Regional Health District
(509) 324-1560 ext. 3
www.srhd.org

For hazardous spills or any other
emergencies, call 911

April 17, 2025

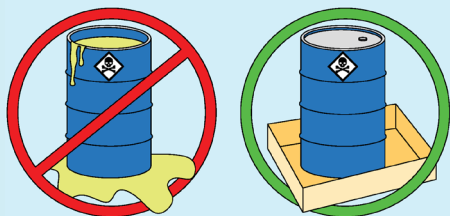
PRINT SHOP OPERATIONS



COMMERCIAL
WASTEWATER
BEST MANAGEMENT
PRACTICES (BMPs)

PRINT SHOP BMPs

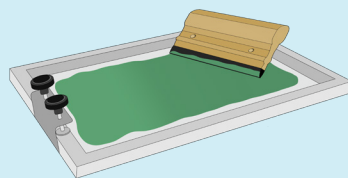
- ◇ Determine whether each waste material is hazardous by using the guidelines found in both WAC 173-303-9903 and WAC 173-303-9904.
- ◇ Post signs above drains/sinks prohibiting the discharge of chemicals and oils.
- ◇ Immediately clean up spills and replace leaking containers.
- ◇ Develop a written spill response plan, keep spill clean up materials on-site, immediately clean up spills, train employees on clean-up procedures, and replace leaking containers.
- ◇ Install secondary containment for all liquid storage capable of containing 110% of the largest possible spill.
- ◇ Immediately clean up spills and replace leaking containers.



POLLUTION PREVENTION TIPS

These tips are not enforceable, but will help your business reduce its impact on the environment.


- ◇ Never use sinks as secondary containment or for chemical storage.
- ◇ Squeegee or wipe surfaces clean before washing with solvent.



- ◇ Use organic solvent alternatives wherever possible.
- ◇ Dedicate processes to specific inks or colors to decrease the number of cleanings required for each step in production.
- ◇ Run similar jobs simultaneously to reduce cleanup waste volume.
- ◇ If possible, use ink formulations without PCBs or low in PCBs.



- ◇ Storage and waste containers should have clear labels indicating their contents.
- ◇ Develop and follow a written Environmental Management Plan, periodically inspecting and repairing equipment.
- ◇ Use environmentally friendly cleaning products, if possible.
- ◇ Use spigots, pumps, and funnels when pouring solvents and cleaners.



- ◇ Obtain and use on-site recycling equipment that meets air quality and fire codes.
- ◇ Send solvents and inks that cannot be reused or recycled on-site to an off-site recycling facility.
- ◇ Collect and properly dispose of solvent-soaked or oil-soaked shop towels.