

WHY ARE BEST MANAGEMENT PRACTICES (BMPs) IMPORTANT?

BMPs are enforceable procedures, based on regulations, that minimize pollutants that are discharged to the sewer system or the environment. BMPs are needed at both industrial and commercial facilities that can produce wastewater containing higher levels of pollutants than what are typically found in residential wastewater.

REQUIREMENTS

COMPLIANCE WITH LOCAL CODES

- ◇ All auto body shop operations that send wastewater to the sewer system must ensure their wastewater complies with all local codes and requirements.

APPLY FOR A PERMIT IF NEEDED

- ◇ Auto body shops must apply for a permit if they discharge over 25,000 gallons a day.

CONTACT US



City of Spokane
(509) 625-4600



Spokane County
(509) 477-7177



Airway Heights
(509) 443-5667

ADDITIONAL RESOURCES

HAZARDOUS WASTE HANDLING:

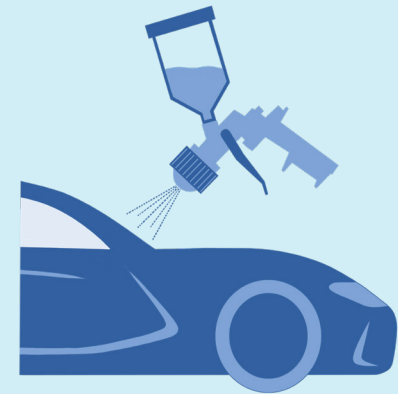
Department of Ecology
(509) 329-3400
www.ecy.wa.gov

Spokane Regional Health District
(509) 324-1560 ext. 3
www.srhd.org

For hazardous spills or any other emergencies, call 911

July 24, 2023

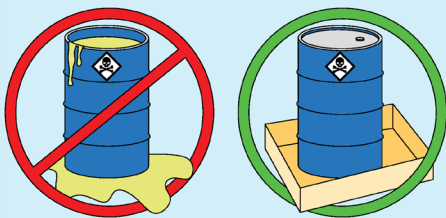
AUTO BODY SHOP OPERATIONS



COMMERCIAL
WASTEWATER
BEST MANAGEMENT
PRACTICES (BMPs)

AUTO BODY SHOP BMPs

- ◇ Determine whether each waste material is hazardous by using the guidelines found in both WAC 173-303-9903 and WAC 173-303-9904.
- ◇ Post signs above drains/sinks prohibiting the discharge of chemicals and oils.
- ◇ Make sure wash water does not run into the gutter or storm drain.
- ◇ Develop a written spill response plan, keep spill clean up materials on-site, immediately clean up spills, train employees on clean-up procedures, and replace leaking containers.
- ◇ Install secondary containment for all liquid storage capable of containing 110% of the largest possible spill.



- ◇ Visit www.spokanecounty.org/FOG for oil-water separator information and maintenance requirements.

POLLUTION PREVENTION TIPS

SANDING POLLUTION PREVENTION


- » Conduct all sanding indoors.
- » Use vacuum sanding equipment whenever possible.
- » Sweep or vacuum frequently, especially prior to mopping.
- » Do not wet sand in a wash bay or in an area with a floor drain.
- » Put a pan under the area being wet sanded to collect drips.
- » If a wet sanding bucket must be used, settle the contents and carefully bail out the clear water for sewer discharge and dispose of the dry solids in the trash.

PAINTING POLLUTION PREVENTION

- » Conduct all painting indoors, preferably in a paint booth.
- » Never discharge paint gun-cleaning solution to the sewer or storm drain.
- » Do not use water to control overspray or dust unless the water is evaporated or collected and treated before discharge.
- » Use paints with low/no PCBs and low/no zinc.

MORE POLLUTION PREVENTION TIPS

- » Develop and follow a written Environmental Management Plan, periodically inspecting and repairing equipment.
- » Use environmentally friendly cleaning products.
- » Mop with a minimum amount of water, and treat the mop water like sanding bucket water.
- » When receiving damaged vehicles, inspect for leaks. Use drip pans if necessary.
- » Vacuum dust before washing.
- » Obtain and use on-site recycling equipment that meets air quality and fire codes.
- » Minimize use of hose-off degreasers. Brush off dirt and use rags to wipe down parts.
- » Use spigots, pumps, and/or funnels when pouring solvents, paints, and cleaners.



While not enforceable, these tips can assist your facility to reduce environmental impacts