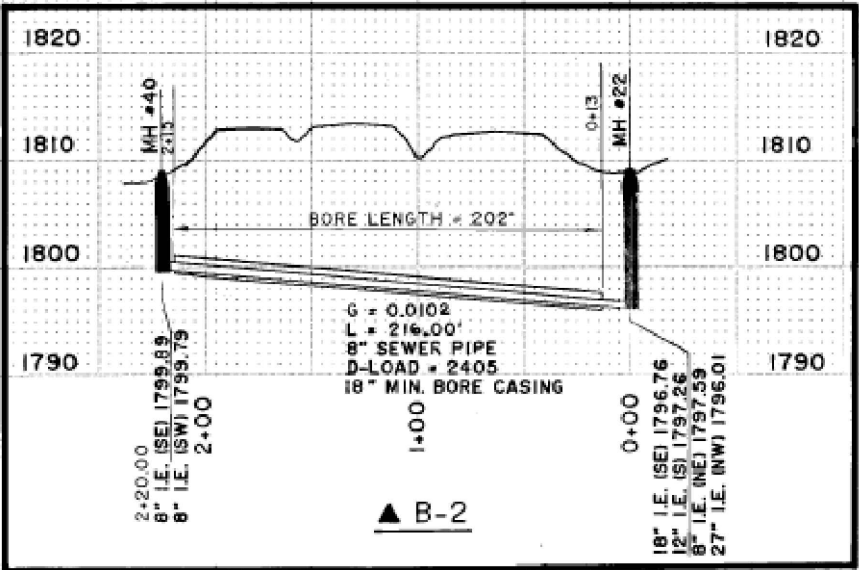
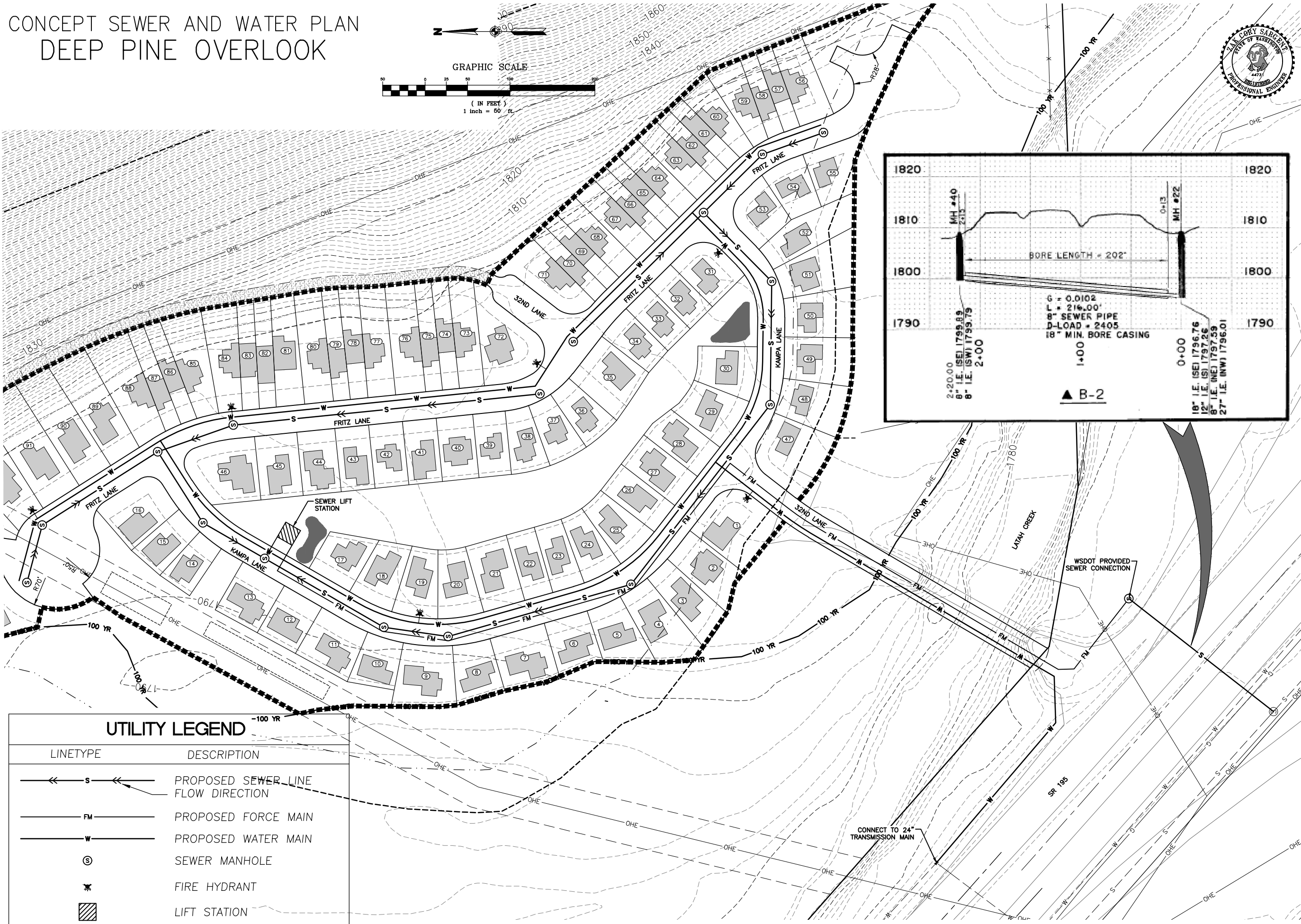
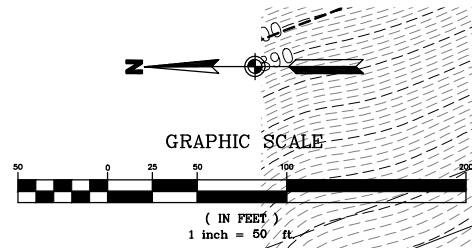


# CONCEPT SEWER AND WATER PLAN DEEP PINE OVERLOOK



## UTILITY LEGEND

LINETYPE	DESCRIPTION
	PROPOSED SEWER LINE FLOW DIRECTION
	PROPOSED FORCE MAIN
	PROPOSED WATER MAIN
	SEWER MANHOLE
	FIRE HYDRANT
	LIFT STATION



621 West Mallon Avenue, Suite 307  
Spokane, WA  
www.stantec.com

PROJECT:  
**DEEP PINE OVERLOOK**  
**PLANNED UNIT DEVELOPMENT**

City of Spokane, WA

SECTION INDEX


SEC. 36, T. 25 N. R. 42 E.W.M.

SECTION INDEX


SEC. 31, T. 25 N. R. 43 E.W.M.

Project Mgr.	AEG
Drawn	ZCS
Drawn	
Checked	AEG, REW
Date	03/20/2018

CAD File: CONCEPT-UTILITY.dwg  
Sheet Contents: CONCEPT UTILITY  
Sheet No.: 1 OF 1  
STANTEC W.O. 2047053900

FILE: U:\2047053900\DRAWING\03\SHEETS\1226800-4-CONCEPT-UTILITY-HALF.DWG PLOTTED: Aug 23, 2018 12:16:20 PM (Sargent, Zak)