



Centennial Trail Summit Gap Improvements Survey

Survey Results

CITY OF SPOKANE ENGINEERING DEPARTMENT

JUNE 2, 2020

Centennial Trail - Summit Gap Improvements

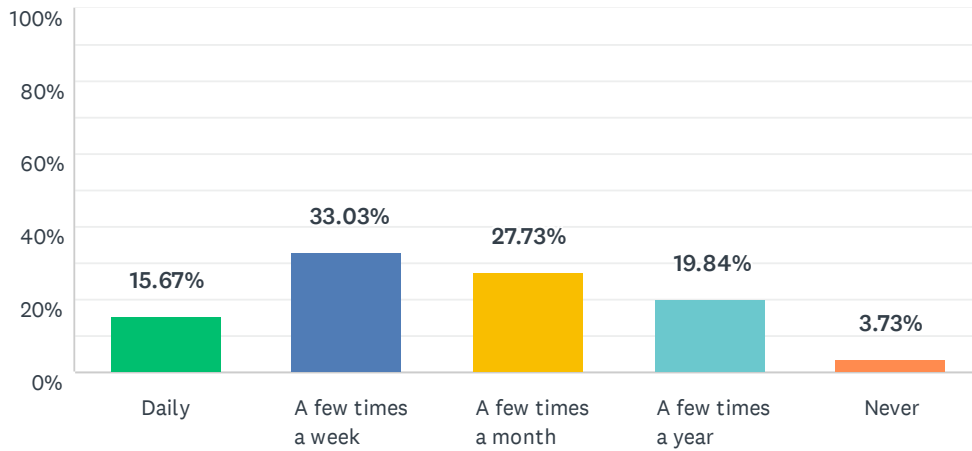
Q2 What neighborhood do you live in?

Answered: 2,309 Skipped: 365

| ANSWER CHOICES | RESPONSES | |
|-----------------------------------|-----------|--------------|
| Outside City Limits | 14.38% | 332 |
| Audubon/Downriver | 11.56% | 267 |
| Balboa/South Indian Trail | 1.08% | 25 |
| Bemiss | 0.30% | 7 |
| Browne's Addition | 2.12% | 49 |
| Chief Garry Park | 0.48% | 11 |
| Cliff-Cannon | 4.55% | 105 |
| Comstock | 2.08% | 48 |
| East Central | 2.51% | 58 |
| Emerson/Garfield | 5.89% | 136 |
| Five Mile Prairie | 1.17% | 27 |
| Grandview/Thorpe | 0.61% | 14 |
| Hillyard | 0.87% | 20 |
| Latah/Hangman | 1.52% | 35 |
| Lincoln Heights | 3.42% | 79 |
| Logan | 1.73% | 40 |
| Manito/Cannon Hill | 4.24% | 98 |
| Minnehaha | 0.56% | 13 |
| Nevada Heights | 0.69% | 16 |
| North Hill | 2.04% | 47 |
| North Indian Trail | 1.78% | 41 |
| Northwest | 3.68% | 85 |
| Peaceful Valley | 0.56% | 13 |
| Riverside (Downtown Neighborhood) | 2.12% | 49 |
| Rockwood | 1.95% | 45 |
| Shiloh Hills | 0.35% | 8 |
| Southgate | 1.99% | 46 |
| West Central | 24.04% | 555 |
| West Hills | 1.65% | 38 |
| Whitman | 0.09% | 2 |
| TOTAL | | 2,309 |

Q3 How often do you use the Centennial Trail?

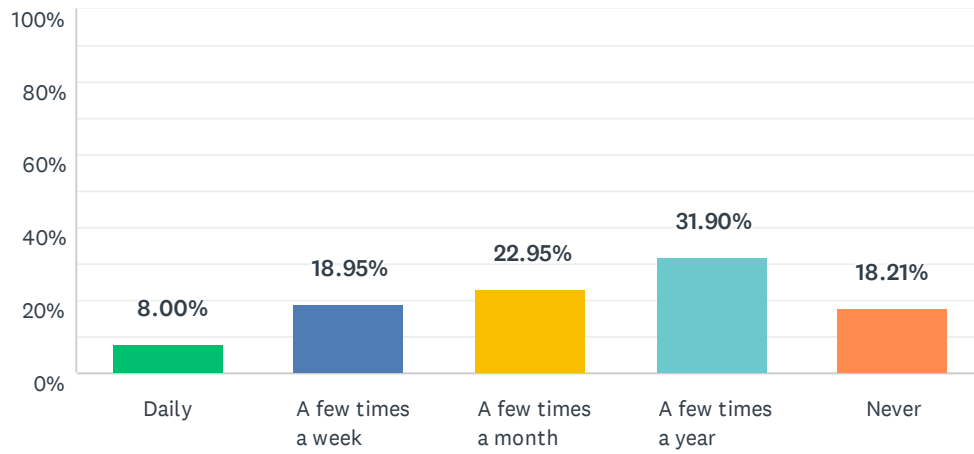
Answered: 2,304 Skipped: 370



| ANSWER CHOICES | RESPONSES | |
|---------------------|-----------|--------------|
| Daily | 15.67% | 361 |
| A few times a week | 33.03% | 761 |
| A few times a month | 27.73% | 639 |
| A few times a year | 19.84% | 457 |
| Never | 3.73% | 86 |
| TOTAL | | 2,304 |

Q4 How often do you use the Summit Boulevard segment of the Centennial Trail?

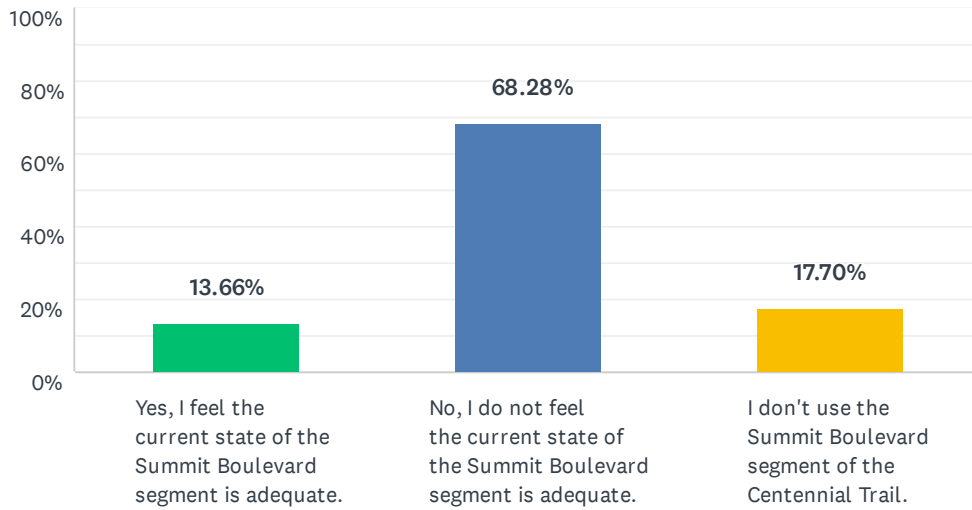
Answered: 2,301 Skipped: 373



| ANSWER CHOICES | RESPONSES | |
|---------------------|-----------|--------------|
| Daily | 8.00% | 184 |
| A few times a week | 18.95% | 436 |
| A few times a month | 22.95% | 528 |
| A few times a year | 31.90% | 734 |
| Never | 18.21% | 419 |
| TOTAL | | 2,301 |

Q5 If you currently use the Summit Boulevard segment of the Centennial Trail, do you feel it adequately meets trail users' needs for safety and accommodation?

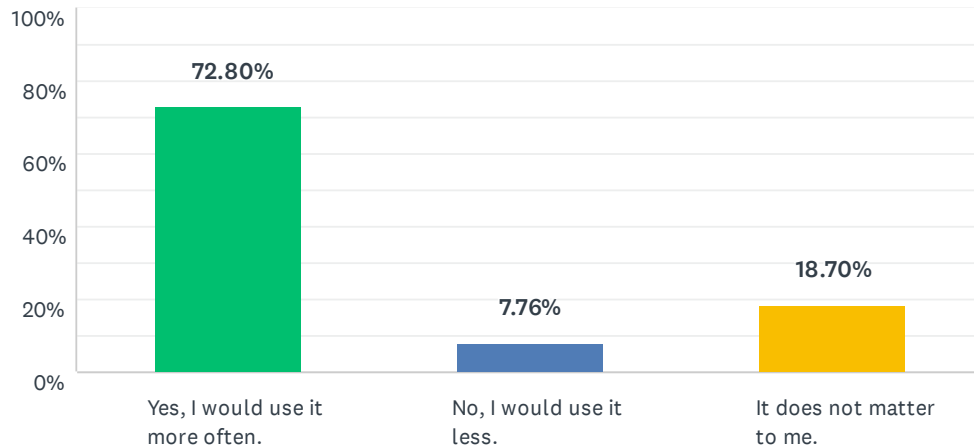
Answered: 2,226 Skipped: 448



| ANSWER CHOICES | RESPONSES | |
|----------------------------------------------------------------------------------|-----------|--------------|
| Yes, I feel the current state of the Summit Boulevard segment is adequate. | 13.66% | 304 |
| No, I do not feel the current state of the Summit Boulevard segment is adequate. | 68.28% | 1,520 |
| I don't use the Summit Boulevard segment of the Centennial Trail. | 17.70% | 394 |
| TOTAL | | 2,226 |

Q6 Would you use the Summit Boulevard segment of the Centennial Trail more often if it were a shared-use trail (shared between pedestrian and bicycles) separated from traffic?

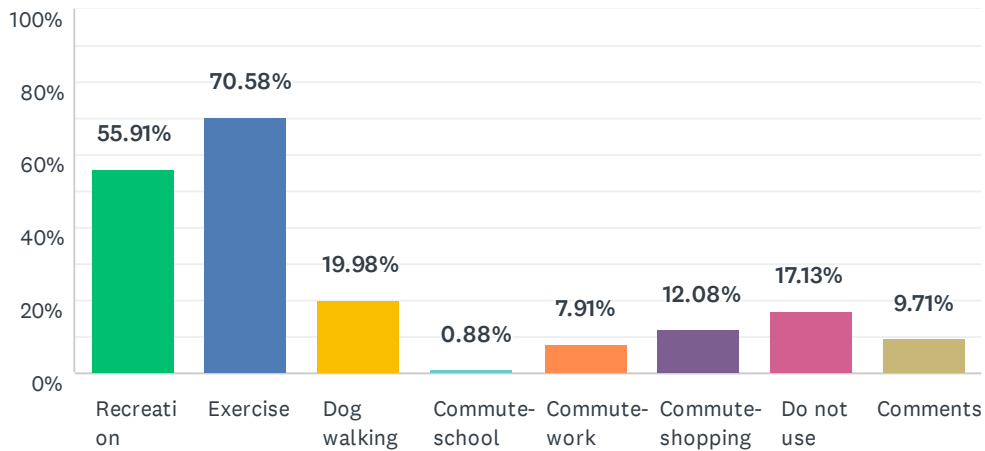
Answered: 2,294 Skipped: 380



| ANSWER CHOICES | RESPONSES | |
|---------------------------------|-----------|--------------|
| Yes, I would use it more often. | 72.80% | 1,670 |
| No, I would use it less. | 7.76% | 178 |
| It does not matter to me. | 18.70% | 429 |
| TOTAL | | 2,294 |

Q7 How do you currently use the Summit Boulevard segment of the Centennial Trail? Select all that apply.

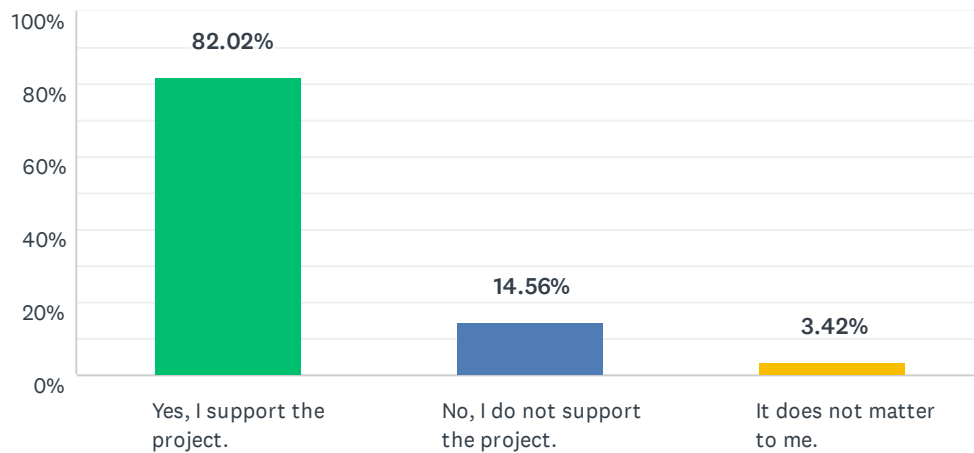
Answered: 2,277 Skipped: 397



| ANSWER CHOICES | RESPONSES | |
|--------------------------|-----------|-------|
| Recreation | 55.91% | 1,273 |
| Exercise | 70.58% | 1,607 |
| Dog walking | 19.98% | 455 |
| Commute-school | 0.88% | 20 |
| Commute-work | 7.91% | 180 |
| Commute-shopping | 12.08% | 275 |
| Do not use | 17.13% | 390 |
| Comments | 9.71% | 221 |
| Total Respondents: 2,277 | | |

Q8 Do you support the City's project to improve the Summit Boulevard segment of the Centennial Trail by constructing a shared-use trail?

Answered: 2,308 Skipped: 366



| ANSWER CHOICES | RESPONSES | |
|-----------------------------------|-----------|--------------|
| Yes, I support the project. | 82.02% | 1,893 |
| No, I do not support the project. | 14.56% | 336 |
| It does not matter to me. | 3.42% | 79 |
| TOTAL | | 2,308 |