

SPOKANE POLICE DEPARTMENT

PRELIMINARY CITYWIDE **IBR** CRIME REPORT



Preliminary IBR Counts

CHIEF OF POLICE

Kevin Hall

Period Ending: Saturday, July 19, 2025

NIBRS Categories (Part 1 Selected)		7 Day Comparison			28 Day Comparison			YTD Comparison		
		Current	Prior	Percent	Current	Prior	Percent	Current	Prior	Percent
Violent	Criminal Homicide	0	0		0	0		4	10	-60.00%
	Rape	4	0		17	20	-15.00%	117	123	-4.88%
	Robbery - Commercial	1	4	-75.00%	7	7	0.00%	40	57	-29.82%
	Robbery - Person	3	5	-40.00%	17	15	13.33%	104	130	-20.00%
	Aggravated Assault - Non DV	13	7	85.71%	46	44	4.55%	290	301	-3.65%
	Aggravated Assault - DV	2	7	-71.43%	24	35	-31.43%	187	209	-10.53%
Violent Total:		23	23	0.00%	111	121	-8.26%	742	830	-10.60%
Property	Burglary - Residential	13	7	85.71%	43	43	0.00%	285	331	-13.90%
	Burglary Garage	2	10	-80.00%	22	17	29.41%	135	204	-33.82%
	Burglary Commercial	3	4	-25.00%	22	32	-31.25%	227	267	-14.98%
	Larceny	149	158	-5.70%	611	646	-5.42%	4326	4498	-3.82%
	Vehicle Theft	15	22	-31.82%	62	50	24.00%	397	687	-42.21%
	Arson	2	3	-33.33%	8	9	-11.11%	38	65	-41.54%
Property Total:		184	204	-9.80%	768	797	-3.64%	5408	6052	-10.64%
Preliminary Part 1 Crime Totals:		207	227	-8.81%	879	918	-4.25%	6150	6882	-10.64%

Current 7 Day Period: 7/13/2025 - 7/19/2025

Current 28 Day Period: 6/22/2025 - 7/19/2025

Current YTD Period: 1/1/2025 - 7/19/2025

Prior 7 Day Period: 7/6/2025 - 7/12/2025

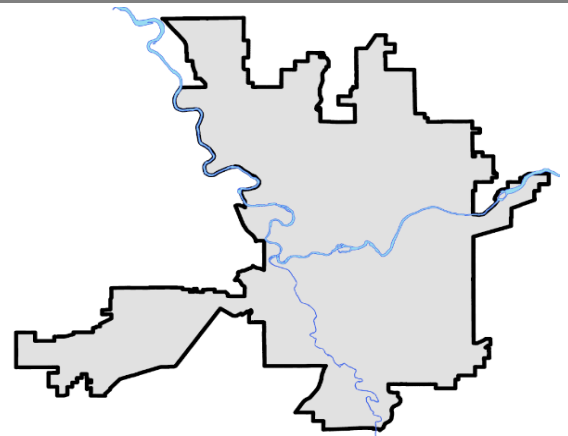
Prior 28 Day Period: 5/25/2025 - 6/21/2025

Prior YTD Period: 1/1/2024 - 7/19/2024

Prepared by SPD Crime Analysis Office - Monday, July 21, 2025

NOTE: SPD moved from UCR to the NIBRS reporting standard on 10/4/16 following the transition to a new RMS System. [Numbers on CompStat reports prior to this date should not be used as a comparison to those on this report.](#) Additional info on these reporting standards can be found on the FBI website: <https://ucr.fbi.gov/nibrs-overview>

This chart represents Preliminary counts of selected crime categories from Police Case Reports. Full statistical analysis to determine the confidence level of this data has not been performed. The % change columns on the preliminary counts differ from the percentage change on the NIBRS crime report, sometimes significantly. The CompStat report is designed for operational use and includes only selected NIBRS categories and coding less complex than full NIBRS rules. Official statistics for these and other NIBRS categories can be found on WASPC & FBI websites once available.



SPOKANE POLICE DEPARTMENT

Northwest Precinct

ADAM Sector

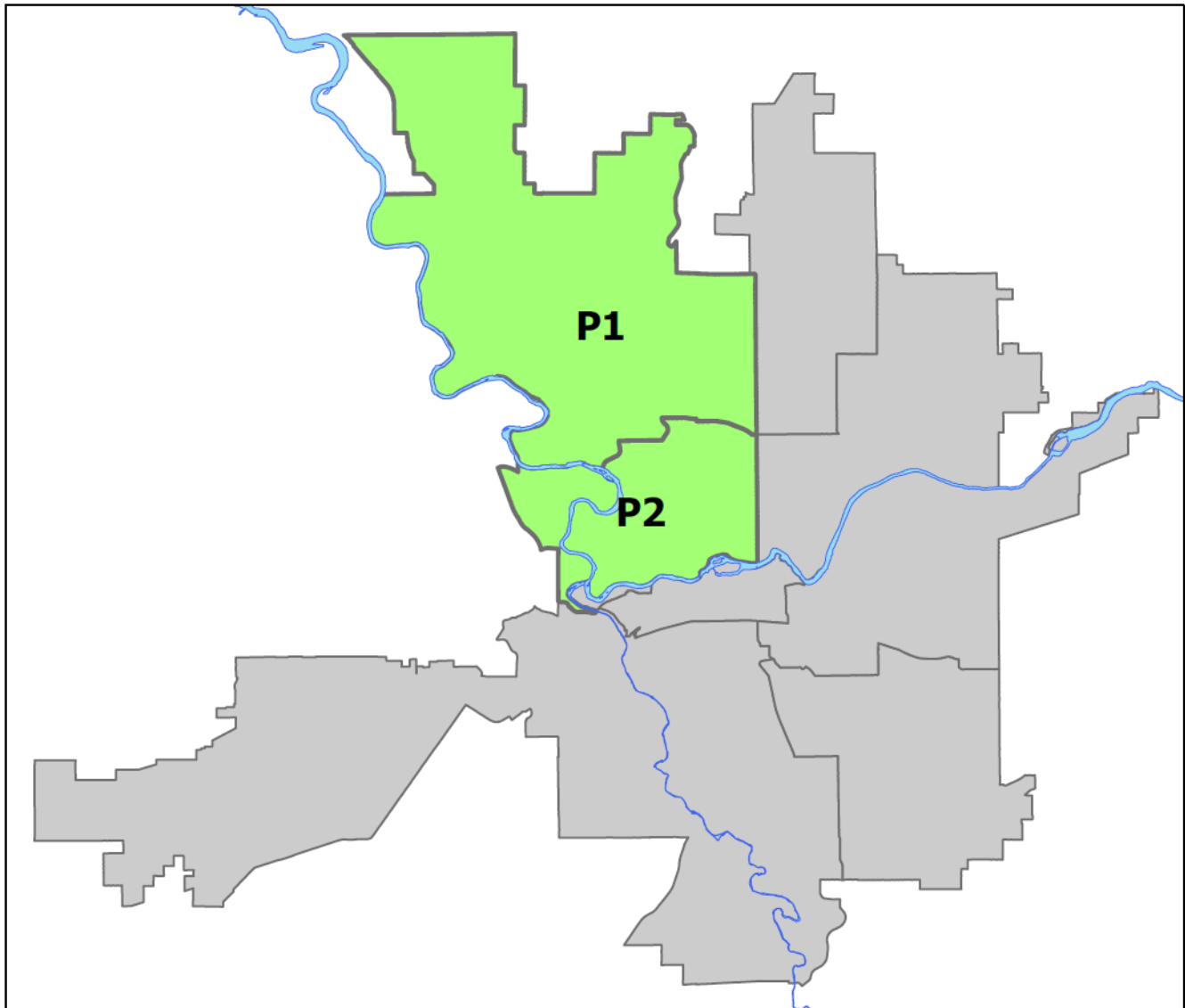


PSA Commander

Captain Tom Hendren

Northwest District (P1)

Central District (P2)



POLICE SUMMARY - Ending: Saturday, July 19, 2025

NORTHWEST PRECINCT (P1, P2) ADAM SECTOR



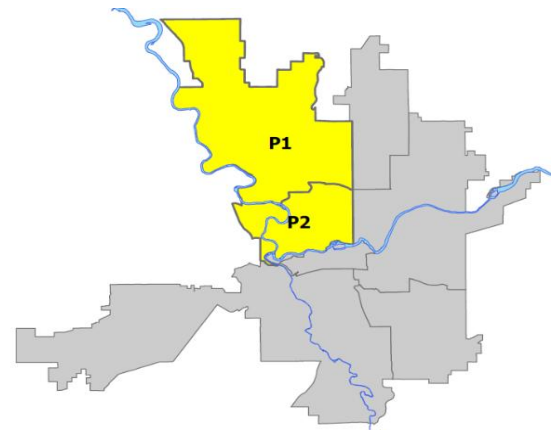
Preliminary IBR Counts

NIBRS Categories (Part 1 Selected)		7 Day Comparison			28 Day Comparison			YTD Comparison		
		Current	Prior	Percent	Current	Prior	Percent	Current	Prior	Percent
Violent	Criminal Homicide	0	0		0	0		0	4	-100.00%
	Rape	1	0		8	6	33.33%	32	38	-15.79%
	Robbery - Commercial	1	2	-50.00%	4	1	300.00%	14	12	16.67%
	Robbery - Person	1	1	0.00%	4	1	300.00%	16	21	-23.81%
	Aggravated Assault - Non DV	3	1	200.00%	7	8	-12.50%	58	68	-14.71%
	Aggravated Assault - DV	1	1	0.00%	6	6	0.00%	40	60	-33.33%
Violent Total:		7	5	40.00%	29	22	31.82%	160	203	-21.18%
Property	Burglary - Residential	4	0		10	13	-23.08%	85	111	-23.42%
	Burglary Garage	0	3	-100.00%	5	3	66.67%	46	68	-32.35%
	Burglary Commercial	0	0		2	8	-75.00%	49	61	-19.67%
	Larceny	41	38	7.89%	161	142	13.38%	1029	1233	-16.55%
	Vehicle Theft	5	5	0.00%	15	11	36.36%	105	194	-45.88%
	Arson	0	2	-100.00%	2	2	0.00%	8	17	-52.94%
Property Total:		50	48	4.17%	195	179	8.94%	1322	1684	-21.50%
Preliminary Part 1 Crime Totals:		57	53	7.55%	224	201	11.44%	1482	1887	-21.46%
Current 7 Day Period:		7/13/2025 - 7/19/2025			Prior 7 Day Period:		7/6/2025 - 7/12/2025			
Current 28 Day Period:		6/22/2025 - 7/19/2025			Prior 28 Day Period:		5/25/2025 - 6/21/2025			
Current YTD Day Period:		1/1/2025 - 7/19/2025			Prior YTD Period:		1/1/2024 - 7/19/2024			

Prepared by SPD Crime Analysis Office - Monday, July 21, 2025

NOTE: SPD moved from UCR to the NIBRS reporting standard on 10/4/16 following the transition to a new RMS System. [Numbers on CompStat reports prior to this date should not be used as a comparison to those on this report.](#) Additional info on these reporting standards can be found on the FBI website: <https://ucr.fbi.gov/nibrs-overview>

This chart represents Preliminary counts of selected crime categories from Police Case Reports. Full statistical analysis to determine the confidence level of this data has not been performed. The % change columns on the preliminary counts differ from the percentage change on the NIBRS crime report, sometimes significantly. The CompStat report is designed for operational use and includes only selected NIBRS categories and coding less complex than full NIBRS rules. Official statistics for these and other NIBRS categories can be found on WASPC & FBI websites once available.



Note: On 1/8/23 boundary changes were implemented dividing the North Precinct into two (NW and NE). The Northwest Precinct ADAM Sector consists of P1 and P2; Consequently this page did not exist on printed CompStat reports prior to 1/8/23

POLICE SUMMARY - Ending: Saturday, July 19, 2025



NW - Northwest District (P1)

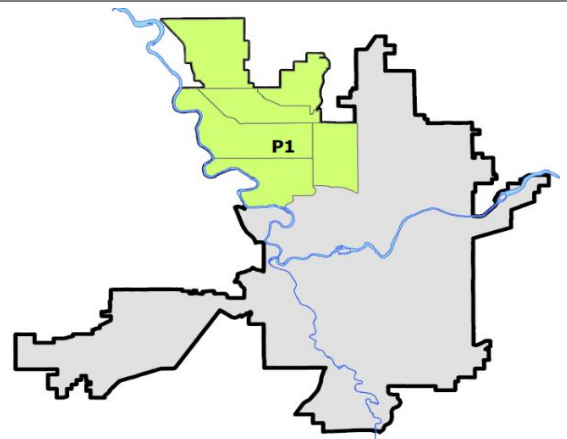
Preliminary IBR Counts

NIBRS Categories (Part 1 Selected)		7 Day Comparison			28 Day Comparison			YTD Comparison		
		Current	Prior	Percent	Current	Prior	Percent	Current	Prior	Percent
Violent	Criminal Homicide	0	0		0	0		0	4	-100.00%
	Rape	0	0		4	4	0.00%	11	24	-54.17%
	Robbery - Commercial	0	0		0	0		2	4	-50.00%
	Robbery - Person	1	0		2	0		5	7	-28.57%
	Aggravated Assault - Non DV	2	0		4	7	-42.86%	30	29	3.45%
	Aggravated Assault - DV	0	0		4	5	-20.00%	22	28	-21.43%
Violent Total:		3	0		14	16	-12.50%	70	96	-27.08%
Property	Burglary - Residential	0	0		5	6	-16.67%	46	49	-6.12%
	Burglary Garage	0	2	-100.00%	3	1	200.00%	27	41	-34.15%
	Burglary Commercial	0	0		1	2	-50.00%	17	27	-37.04%
	Larceny	11	23	-52.17%	65	63	3.17%	442	572	-22.73%
	Vehicle Theft	1	1	0.00%	3	4	-25.00%	46	80	-42.50%
	Arson	0	1	-100.00%	1	2	-50.00%	4	2	100.00%
Property Total:		12	27	-55.56%	78	78	0.00%	582	771	-24.51%
Preliminary Part 1 Crime Totals:		15	27	-44.44%	92	94	-2.13%	652	867	-24.80%
Current 7 Day Period:		7/13/2025 - 7/19/2025			Prior 7 Day Period:		7/6/2025 - 7/12/2025			
Current 28 Day Period:		6/22/2025 - 7/19/2025			Prior 28 Day Period:		5/25/2025 - 6/21/2025			
Current YTD Period:		1/1/2025 - 7/19/2025			Prior YTD Period:		1/1/2024 - 7/19/2024			

Prepared by SPD Crime Analysis Office - Monday, July 21, 2025

NOTE: SPD moved from UCR to the NIBRS reporting standard on 10/4/16 following the transition to a new RMS System. [Numbers on CompStat reports prior to this date should not be used as a comparison to those on this report.](#) Additional info on these reporting standards can be found on the FBI website: <https://ucr.fbi.gov/nibrs-overview>

This chart represents Preliminary counts of selected crime categories from Police Case Reports. Full statistical analysis to determine the confidence level of this data has not been performed. The % change columns on the preliminary counts differ from the percentage change on the NIBRS crime report, sometimes significantly. The CompStat report is designed for operational use and includes only selected NIBRS categories and coding less complex than full NIBRS rules. Official statistics for these and other NIBRS categories can be found on WASPC & FBI websites once available.



Note: On 1/8/23 a boundary change to P1 added a portion of the prior area to P2 (SPA2EG); Consequently activity in P1 will appear a bit lower if compared to printed CompStat reports prior to 1/8/23

Sunday - Saturday

NW - Northwest District (P1)

7/13/2025 TO 7/19/2025



<u>A/C</u>	<u>Offense Statute</u>	<u>Address</u>	<u>Reported Date</u>	<u>Dist</u>
C	ASSAULT 2D SEXUAL MOTIVATION	UNKNOWN	7/13/2025	P1
<u>SPA1AD</u>				
C	THEFT 2D ALL OTHER	2000 W WELLESLEY AVE	7/15/2025	P1
C	THEFT 2D FROM MOTOR VEHICLE	3900 W HEROEY AVE	7/19/2025	P1
C	THEFT 3D FROM MOTOR VEHICLE	2300 W LIBERTY AVE	7/13/2025	P1
C	THEFT 3D SHOPLIFTING	2500 W WELLESLEY AVE	7/18/2025	P1
<u>SPA1NH</u>				
C	ASSAULT 1D	6200 N DIVISION ST	7/16/2025	P1
C	MAIL THEFT	300 W JOSEPH AVE	7/17/2025	P1
C	THEFT 2D ALL OTHER	5200 N WASHINGTON ST	7/16/2025	
C	THEFT 3D FROM BUILDING	4800 N ASH ST	7/18/2025	P1
A	THEFT 3D FROM MOTOR VEHICLE	100 W COLUMBIA AVE	7/16/2025	P1
C	THEFT 3D FROM MOTOR VEHICLE	5000 N WASHINGTON ST	7/17/2025	
C	THEFT OF MOTOR VEHICLE	4500 N DIVISION ST	7/19/2025	P1
<u>SPA1NW</u>				
C	ROBBERY 1D PERSON	5700 N ASSEMBLY ST	7/19/2025	P1
C	THEFT 2D ALL OTHER	3600 W WELLESLEY AVE	7/16/2025	P1
C	THEFT 3D FROM MOTOR VEHICLE	2400 W CROWN AVE	7/13/2025	P1

POLICE SUMMARY - Ending: Saturday, July 19, 2025



NW - North Central District (P2)

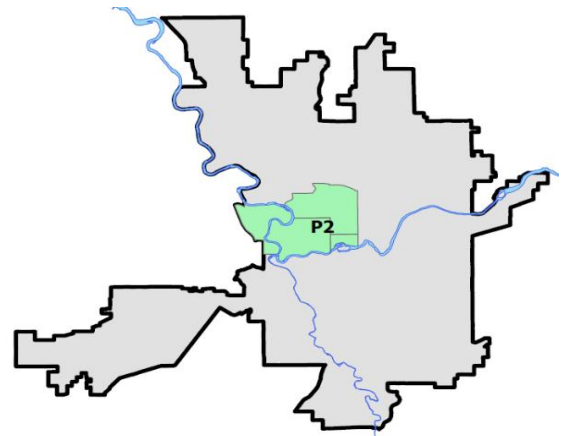
Preliminary IBR Counts

NIBRS Categories (Part 1 Selected)		7 Day Comparison			28 Day Comparison			YTD Comparison		
		Current	Prior	Percent	Current	Prior	Percent	Current	Prior	Percent
Violent	Criminal Homicide	0	0		0	0		0	0	
	Rape	1	0		4	2	100.00%	21	14	50.00%
	Robbery - Commercial	1	2	-50.00%	4	1	300.00%	12	8	50.00%
	Robbery - Person	0	1	-100.00%	2	1	100.00%	11	14	-21.43%
	Aggravated Assault - Non DV	1	1	0.00%	3	1	200.00%	28	39	-28.21%
	Aggravated Assault - DV	1	1	0.00%	2	1	100.00%	18	32	-43.75%
Violent Total:		4	5	-20.00%	15	6	150.00%	90	107	-15.89%
Property	Burglary - Residential	4	0		5	7	-28.57%	39	62	-37.10%
	Burglary Garage	0	1	-100.00%	2	2	0.00%	19	27	-29.63%
	Burglary Commercial	0	0		1	6	-83.33%	32	34	-5.88%
	Larceny	30	15	100.00%	96	79	21.52%	587	661	-11.20%
	Vehicle Theft	4	4	0.00%	12	7	71.43%	59	114	-48.25%
	Arson	0	1	-100.00%	1	0		4	15	-73.33%
Property Total:		38	21	80.95%	117	101	15.84%	740	913	-18.95%
Preliminary Part 1 Crime Totals:		42	26	61.54%	132	107	23.36%	830	1020	-18.63%
Current 7 Day Period:		7/13/2025 - 7/19/2025			Prior 7 Day Period:		7/6/2025 - 7/12/2025			
Current 28 Day Period:		6/22/2025 - 7/19/2025			Prior 28 Day Period:		5/25/2025 - 6/21/2025			
Current YTD Period:		1/1/2025 - 7/19/2025			Prior YTD Period:		1/1/2024 - 7/19/2024			

Prepared by SPD Crime Analysis Office - Monday, July 21, 2025

NOTE: SPD moved from UCR to the NIBRS reporting standard on 10/4/16 following the transition to a new RMS System. [Numbers on CompStat reports prior to this date should not be used as a comparison to those on this report.](#) Additional info on these reporting standards can be found on the FBI website: <https://ucr.fbi.gov/nibrs-overview>

This chart represents Preliminary counts of selected crime categories from Police Case Reports. Full statistical analysis to determine the confidence level of this data has not been performed. The % change columns on the preliminary counts differ from the percentage change on the NIBRS crime report, sometimes significantly. The CompStat report is designed for operational use and includes only selected NIBRS categories and coding less complex than full NIBRS rules. Official statistics for these and other NIBRS categories can be found on WASPC & FBI websites once available.



Note: On 1/8/23 a boundary change to P2 added a portion of the P1 area into P2 (SPA2EG); Consequently activity in P2 will appear a bit higher if compared to printed CompStat reports prior to 1/8/23

Sunday - Saturday

NW - Central District (P2)

7/13/2025 TO 7/19/2025



<u>A/C</u>	<u>Offense Statute</u>	<u>Address</u>	<u>Reported Date</u>	<u>Dist</u>
<u>SPA2EG</u>				
C	ASSAULT 3D WEAPON OR NEGLIGENT INJURY	1400 N MONROE ST	7/13/2025	P1
C	RAPE 3D		7/15/2025	P1
C	RESIDENTIAL BURGLARY	500 W SINTO AVE	7/13/2025	P1
C	RESIDENTIAL BURGLARY	1100 W MONTGOMERY AVE	7/14/2025	P7
A	RESIDENTIAL BURGLARY	500 W SINTO AVE	7/16/2025	P1
C	RESIDENTIAL BURGLARY	200 W PARK PL	7/18/2025	P1
C	THEFT 2D ALL OTHER	1600 W NORTHWEST BLVD	7/18/2025	P2
C	THEFT 2D FROM BUILDING	1300 W FREDERICK AVE	7/15/2025	P2
C	THEFT 3D ALL OTHER	300 W SHANNON AVE	7/13/2025	P2
C	THEFT 3D FROM BUILDING	0 W INDIANA AVE	7/19/2025	P2
C	THEFT 3D FROM MOTOR VEHICLE	3000 N DIVISION ST	7/18/2025	P2
C	THEFT 3D SHOPLIFTING	2200 N ASH ST	7/14/2025	P2
C	THEFT 3D SHOPLIFTING	1700 W NORTHWEST BLVD	7/14/2025	P2
C	THEFT 3D SHOPLIFTING	1600 W NORTHWEST BLVD	7/16/2025	P1
C	THEFT 3D SHOPLIFTING	1600 W NORTHWEST BLVD	7/16/2025	P2
C	THEFT 3D SHOPLIFTING	1600 W NORTHWEST BLVD	7/17/2025	P4
C	THEFT 3D SHOPLIFTING	1600 W NORTHWEST BLVD	7/17/2025	P1
C	THEFT 3D SHOPLIFTING	1600 W NORTHWEST BLVD	7/18/2025	
<u>SPA2RS</u>				
C	THEFT 2D FROM MOTOR VEHICLE	300 W NORTH RIVER DR	7/18/2025	P2
C	THEFT 3D ALL OTHER	300 W NORTH RIVER DR	7/18/2025	P1
<u>SPA2WC</u>				
C	ASSAULT 2D	2100 W SHARP AVE	7/19/2025	P1
C	SHOPLIFTING USE FORCE TO FLEE ROBBERY	1000 W SUMMIT PKWY	7/13/2025	P8
C	THEFT 1D ALL OTHER	1900 W MALLON AVE	7/15/2025	P2
C	THEFT 1D ALL OTHER	1200 W COLLEGE AVE	7/19/2025	P2
C	THEFT 2D ALL OTHER	1300 W BOONE AVE	7/13/2025	P2
C	THEFT 2D FROM BUILDING	1200 N COCHRAN ST	7/14/2025	P2
C	THEFT 2D FROM MOTOR VEHICLE	1400 W MAXWELL AVE	7/16/2025	P2
C	THEFT 2D FROM MOTOR VEHICLE	1400 W HIGHLINE LN	7/17/2025	P2
C	THEFT 3D FROM BUILDING	1200 N MADISON ST	7/19/2025	P1
C	THEFT 3D FROM MOTOR VEHICLE	W SUMMIT PKWY / N MONROE ST	7/13/2025	P2
A	THEFT 3D FROM MOTOR VEHICLE	W GARDNER AVE / N ADAMS ST	7/16/2025	P2
A	THEFT 3D FROM MOTOR VEHICLE	1300 W GARDNER AVE	7/16/2025	P2
A	THEFT 3D FROM MOTOR VEHICLE	N CEDAR ST / W GARDNER AVE	7/16/2025	P2
C	THEFT 3D SHOPLIFTING	1000 W SUMMIT PKWY	7/19/2025	P1
C	THEFT OF MOTOR VEHICLE	1000 W AUGUSTA AVE	7/13/2025	P1

For protection of victim privacy, the entire address on sexual assault crimes has been redacted.

A/C	Offense Statute	Address	Reported Date	Dist
C	THEFT OF MOTOR VEHICLE	1300 W MAXWELL AVE	7/14/2025	P1
C	THEFT OF MOTOR VEHICLE	3200 W BOONE AVE	7/15/2025	P2
C	THEFT OF MOTOR VEHICLE	N ADAMS ST / W MAXWELL AVE	7/16/2025	P1

SPA2WH

C	MAIL THEFT	1900 N HOLY NAMES CT	7/16/2025	P2
C	THEFT 3D ALL OTHER	1600 N RIVER RIDGE BLVD	7/17/2025	P2
C	THEFT 3D FROM BUILDING	1900 N HOLY NAMES CT	7/17/2025	
C	THEFT 3D FROM MOTOR VEHICLE	3900 W RANDOLPH RD	7/18/2025	P2

SPOKANE POLICE DEPARTMENT

Northeast Precinct

BAKER Sector

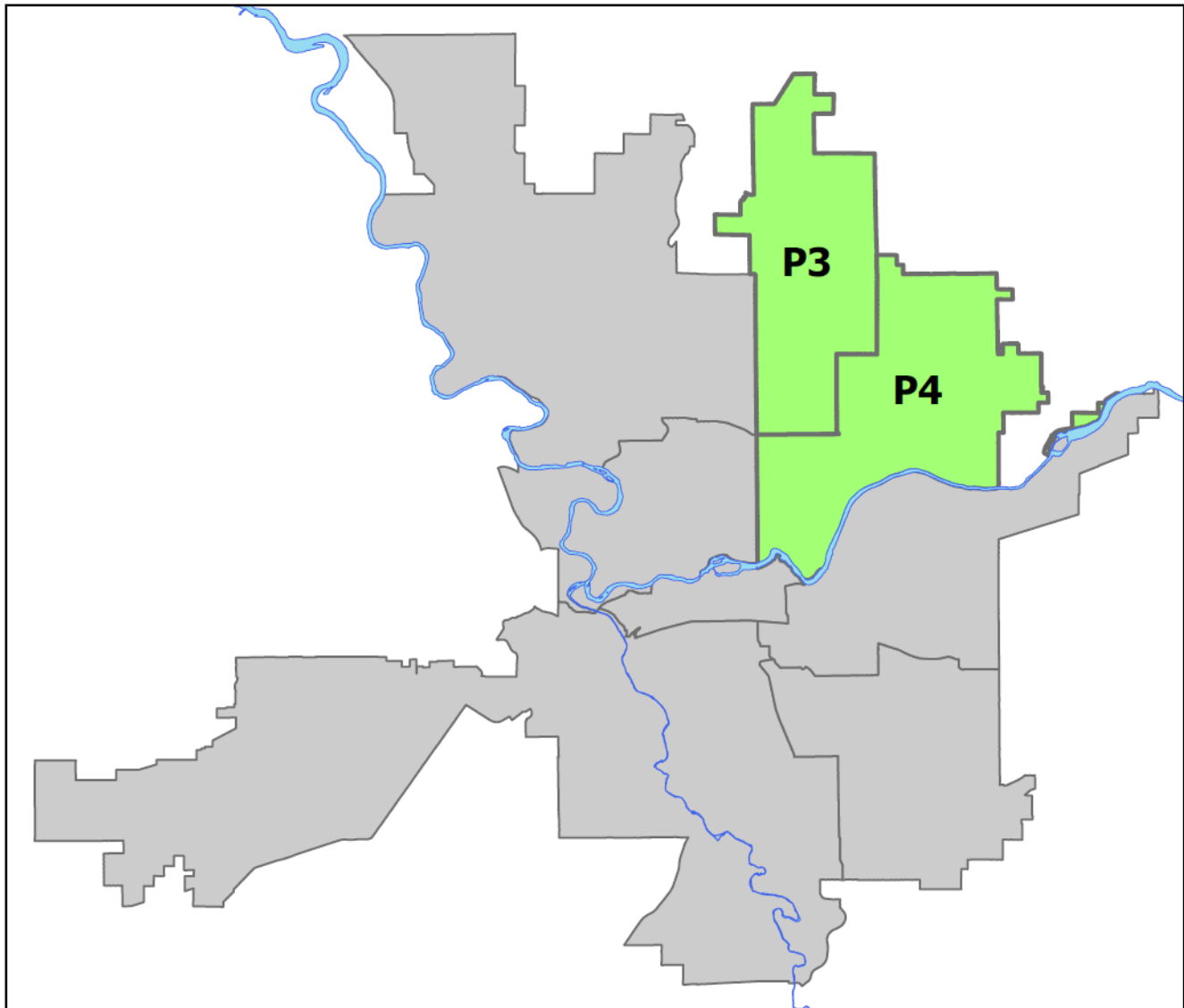


PSA Commander

Captain Shawn Kendall

NevaWood District (P3)

Northeast District (P4)



POLICE SUMMARY - Ending: Saturday, July 19, 2025

NORTHEAST PRECINCT (P3, P4) BAKER SECTOR



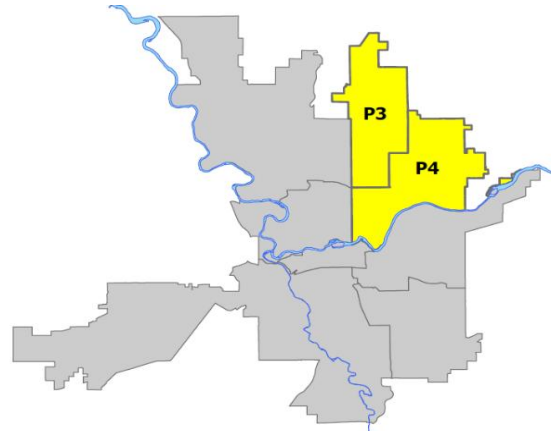
Preliminary IBR Counts

NIBRS Categories (Part 1 Selected)		7 Day Comparison			28 Day Comparison			YTD Comparison		
		Current	Prior	Percent	Current	Prior	Percent	Current	Prior	Percent
Violent	Criminal Homicide	0	0		0	0		2	3	-33.33%
	Rape	1	0		3	6	-50.00%	31	29	6.90%
	Robbery - Commercial	0	2	-100.00%	3	5	-40.00%	21	26	-19.23%
	Robbery - Person	0	1	-100.00%	2	6	-66.67%	22	37	-40.54%
	Aggravated Assault - Non DV	4	1	300.00%	15	13	15.38%	87	93	-6.45%
	Aggravated Assault - DV	1	1	0.00%	8	11	-27.27%	64	70	-8.57%
Violent Total:		6	5	20.00%	31	41	-24.39%	227	258	-12.02%
Property	Burglary - Residential	3	2	50.00%	9	17	-47.06%	77	104	-25.96%
	Burglary Garage	2	2	0.00%	8	3	166.67%	33	64	-48.44%
	Burglary Commercial	1	1	0.00%	9	13	-30.77%	92	103	-10.68%
	Larceny	52	61	-14.75%	215	265	-18.87%	1691	1635	3.43%
	Vehicle Theft	4	8	-50.00%	17	18	-5.56%	133	248	-46.37%
	Arson	1	0		2	3	-33.33%	12	15	-20.00%
Property Total:		63	74	-14.86%	260	319	-18.50%	2038	2169	-6.04%
Preliminary Part 1 Crime Totals:		69	79	-12.66%	291	360	-19.17%	2265	2427	-6.67%
Current 7 Day Period:		7/13/2025 - 7/19/2025			Prior 7 Day Period:		7/6/2025 - 7/12/2025			
Current 28 Day Period:		6/22/2025 - 7/19/2025			Prior 28 Day Period:		5/25/2025 - 6/21/2025			
Current YTD Day Period:		1/1/2025 - 7/19/2025			Prior YTD Period:		1/1/2024 - 7/19/2024			

Prepared by SPD Crime Analysis Office - Monday, July 21, 2025

NOTE: SPD moved from UCR to the NIBRS reporting standard on 10/4/16 following the transition to a new RMS System. [Numbers on CompStat reports prior to this date should not be used as a comparison to those on this report.](#) Additional info on these reporting standards can be found on the FBI website: <https://ucr.fbi.gov/nibrs-overview>

This chart represents Preliminary counts of selected crime categories from Police Case Reports. Full statistical analysis to determine the confidence level of this data has not been performed. The % change columns on the preliminary counts differ from the percentage change on the NIBRS crime report, sometimes significantly. The CompStat report is designed for operational use and includes only selected NIBRS categories and coding less complex than full NIBRS rules. Official statistics for these and other NIBRS categories can be found on WASPC & FBI websites once available.



Note: On 1/8/23 boundary changes were implemented dividing the North Precinct into two (NW and NE). The Northeast Precinct BAKER Sector consists of P3 and P4; Consequently this page did not exist on printed reports prior to 1/8/23

POLICE SUMMARY - Ending: Saturday, July 19, 2025



NE - Neva-Wood District (P3)

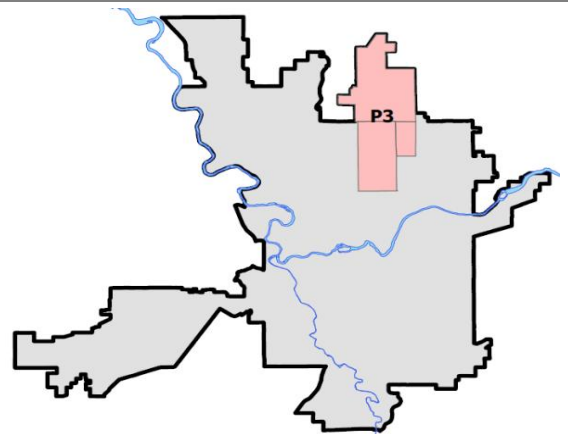
Preliminary IBR Counts

NIBRS Categories (Part 1 Selected)		7 Day Comparison			28 Day Comparison			YTD Comparison		
		Current	Prior	Percent	Current	Prior	Percent	Current	Prior	Percent
Violent	Criminal Homicide	0	0		0	0		0	1	-100.00%
	Rape	0	0		1	3	-66.67%	16	17	-5.88%
	Robbery - Commercial	0	2	-100.00%	3	2	50.00%	11	12	-8.33%
	Robbery - Person	0	1	-100.00%	1	5	-80.00%	14	20	-30.00%
	Aggravated Assault - Non DV	2	1	100.00%	9	4	125.00%	39	44	-11.36%
	Aggravated Assault - DV	1	0		4	7	-42.86%	29	34	-14.71%
Violent Total:		3	4	-25.00%	18	21	-14.29%	109	128	-14.84%
Property	Burglary - Residential	0	0		2	3	-33.33%	26	55	-52.73%
	Burglary Garage	1	0		4	2	100.00%	19	39	-51.28%
	Burglary Commercial	1	1	0.00%	6	8	-25.00%	56	55	1.82%
	Larceny	33	38	-13.16%	129	159	-18.87%	1084	1009	7.43%
	Vehicle Theft	2	4	-50.00%	9	13	-30.77%	68	125	-45.60%
	Arson	1	0		1	0		5	4	25.00%
Property Total:		38	43	-11.63%	151	185	-18.38%	1258	1287	-2.25%
Preliminary Part 1 Crime Totals:		41	47	-12.77%	169	206	-17.96%	1367	1415	-3.39%
Current 7 Day Period:		7/13/2025 - 7/19/2025			Prior 7 Day Period:		7/6/2025 - 7/12/2025			
Current 28 Day Period:		6/22/2025 - 7/19/2025			Prior 28 Day Period:		5/25/2025 - 6/21/2025			
Current YTD Day Period:		1/1/2025 - 7/19/2025			Prior YTD Period:		1/1/2024 - 7/19/2024			

Prepared by SPD Crime Analysis Office - Monday, July 21, 2025

NOTE: SPD moved from UCR to the NIBRS reporting standard on 10/4/16 following the transition to a new RMS System. [Numbers on CompStat reports prior to this date should not be used as a comparison to those on this report.](#) Additional info on these reporting standards can be found on the FBI website: <https://ucr.fbi.gov/nibrs-overview>

This chart represents Preliminary counts of selected crime categories from Police Case Reports. Full statistical analysis to determine the confidence level of this data has not been performed. The % change columns on the preliminary counts differ from the percentage change on the NIBRS crime report, sometimes significantly. The CompStat report is designed for operational use and includes only selected NIBRS categories and coding less complex than full NIBRS rules. Official statistics for these and other NIBRS categories can be found on WASPC & FBI websites once available.



Sunday - Saturday

NE - Neva-Wood District (P3)

7/13/2025 TO 7/19/2025



<u>A/C</u>	<u>Offense Statute</u>	<u>Address</u>	<u>Reported Date</u>	<u>Dist</u>
<u>SPB3NL</u>				
A	ARSON 1D	600 E QUEEN AVE	7/16/2025	P3
C	ASSAULT 1D	0 E CENTRAL AVE	7/18/2025	P1
C	BURGLARY 2D GARAGE	1300 E LACROSSE AVE	7/15/2025	P3
C	THEFT 2D FROM MOTOR VEHICLE	400 E EVERETT AVE	7/13/2025	P3
C	THEFT 2D FROM MOTOR VEHICLE	400 E EVERETT AVE	7/13/2025	P3
C	THEFT 2D FROM MOTOR VEHICLE	300 E EVERETT AVE	7/14/2025	P3
C	THEFT 2D FROM MOTOR VEHICLE	600 E DECATUR AVE	7/17/2025	P4
C	THEFT 2D FROM MOTOR VEHICLE	0 E BRIDGEPORT AVE	7/19/2025	P3
C	THEFT 3D ALL OTHER	N CINCINNATI ST / E LONGFELLOW AVE	7/16/2025	P3
C	THEFT 3D ALL OTHER	1300 E LONGFELLOW AVE	7/17/2025	P3
C	THEFT 3D FROM BUILDING	4300 N ADDISON ST	7/14/2025	P3
C	THEFT 3D FROM BUILDING	1200 E LIBERTY AVE	7/17/2025	P3
C	THEFT 3D SHOPLIFTING	5600 N DIVISION ST	7/13/2025	P4
C	THEFT 3D SHOPLIFTING	4700 N DIVISION ST	7/13/2025	P3
C	THEFT 3D SHOPLIFTING	5800 N DIVISION ST	7/15/2025	P4
C	THEFT 3D SHOPLIFTING	4700 N DIVISION ST	7/17/2025	P1
C	THEFT 3D SHOPLIFTING	0 E EMPIRE AVE	7/18/2025	P3
C	THEFT 3D SHOPLIFTING	5500 N DIVISION ST	7/13/2025	
C	THEFT 3D SHOPLIFTING	4700 N DIVISION ST	7/15/2025	
C	THEFT OF MOTOR VEHICLE	600 E DECATUR AVE	7/17/2025	P4
<u>SPB3SH</u>				
C	ASSAULT 2D	400 E MAGNESIUM RD	7/17/2025	P4
C	MAIL THEFT	200 E LINCOLN RD	7/16/2025	P3
C	SHOPLIFTING BURGLARY	9200 N COLTON ST	7/15/2025	P4
C	THEFT 2D ALL OTHER	6500 N NEVADA ST	7/13/2025	P3
C	THEFT 2D FROM BUILDING	9100 N NEWPORT HWY	7/16/2025	P3
C	THEFT 2D FROM BUILDING	7800 N DIVISION ST	7/19/2025	P3
C	THEFT 2D FROM MOTOR VEHICLE	0 E WEILE AVE	7/14/2025	P3
C	THEFT 2D SHOPLIFTING	6600 N DIVISION ST	7/13/2025	
C	THEFT 3D FROM BUILDING	9800 N NEVADA ST	7/15/2025	P3
A	THEFT 3D FROM MOTOR VEHICLE	7200 N HELENA ST	7/17/2025	P3
C	THEFT 3D SHOPLIFTING	6500 N NEVADA ST	7/14/2025	P4
C	THEFT 3D SHOPLIFTING	9200 N NEVADA ST	7/16/2025	P4
C	THEFT 3D SHOPLIFTING	9200 N COLTON ST	7/16/2025	P4
C	THEFT 3D SHOPLIFTING	9200 N COLTON ST	7/17/2025	P1
C	THEFT 3D SHOPLIFTING	6500 N NEVADA ST	7/17/2025	P4
C	THEFT 3D SHOPLIFTING	9200 N COLTON ST	7/18/2025	P4
C	THEFT 3D SHOPLIFTING	6500 N NEVADA ST	7/16/2025	

For protection of victim privacy, the entire address on sexual assault crimes has been redacted.

A/C	Offense Statute	Address	Reported Date	Dist
C	THEFT 3D VEHICLE PARTS AND ACCESSORIES	600 E HOLYOKE AVE	7/16/2025	P3
C	THEFT 3D VEHICLE PARTS AND ACCESSORIES	10100 N NEWPORT HWY	7/16/2025	P3
<u>SPB3WH</u>				
C	ASSAULT 1D	1700 E SANSON AVE	7/17/2025	P1
C	THEFT OF MOTOR VEHICLE	N PITTSBURG ST / E EVERETT AVE	7/15/2025	P4

POLICE SUMMARY - Ending: Saturday, July 19, 2025



NE - Northeast District (P4)

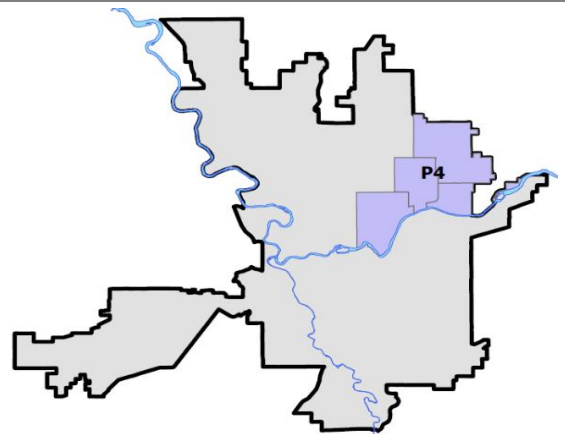
Preliminary IBR Counts

NIBRS Categories (Part 1 Selected)		7 Day Comparison			28 Day Comparison			YTD Comparison		
		Current	Prior	Percent	Current	Prior	Percent	Current	Prior	Percent
Violent	Criminal Homicide	0	0		0	0		2	2	0.00%
	Rape	1	0		2	3	-33.33%	15	12	25.00%
	Robbery - Commercial	0	0		0	3	-100.00%	10	14	-28.57%
	Robbery - Person	0	0		1	1	0.00%	8	17	-52.94%
	Aggravated Assault - Non DV	2	0		6	9	-33.33%	48	49	-2.04%
	Aggravated Assault - DV	0	1	-100.00%	4	4	0.00%	35	36	-2.78%
Violent Total:		3	1	200.00%	13	20	-35.00%	118	130	-9.23%
Property	Burglary - Residential	3	2	50.00%	7	14	-50.00%	51	49	4.08%
	Burglary Garage	1	2	-50.00%	4	1	300.00%	14	25	-44.00%
	Burglary Commercial	0	0		3	5	-40.00%	36	48	-25.00%
	Larceny	19	23	-17.39%	86	106	-18.87%	607	626	-3.04%
	Vehicle Theft	2	4	-50.00%	8	5	60.00%	65	123	-47.15%
	Arson	0	0		1	3	-66.67%	7	11	-36.36%
Property Total:		25	31	-19.35%	109	134	-18.66%	780	882	-11.56%
Preliminary Part 1 Crime Totals:		28	32	-12.50%	122	154	-20.78%	898	1012	-11.26%
Current 7 Day Period:		7/13/2025 - 7/19/2025			Prior 7 Day Period:		7/6/2025 - 7/12/2025			
Current 28 Day Period:		6/22/2025 - 7/19/2025			Prior 28 Day Period:		5/25/2025 - 6/21/2025			
Current YTD Period:		1/1/2025 - 7/19/2025			Prior YTD Period:		1/1/2024 - 7/19/2024			

Prepared by SPD Crime Analysis Office - Monday, July 21, 2025

NOTE: SPD moved from UCR to the NIBRS reporting standard on 10/4/16 following the transition to a new RMS System. [Numbers on CompStat reports prior to this date should not be used as a comparison to those on this report.](#) Additional info on these reporting standards can be found on the FBI website: <https://ucr.fbi.gov/nibrs-overview>

This chart represents Preliminary counts of selected crime categories from Police Case Reports. Full statistical analysis to determine the confidence level of this data has not been performed. The % change columns on the preliminary counts differ from the percentage change on the NIBRS crime report, sometimes significantly. The CompStat report is designed for operational use and includes only selected NIBRS categories and coding less complex than full NIBRS rules. Official statistics for these and other NIBRS categories can be found on WASPC & FBI websites once available.



Sunday - Saturday

NE - Northeast District (P4)

7/13/2025 TO 7/19/2025



<u>A/C</u>	<u>Offense Statute</u>	<u>Address</u>	<u>Reported Date</u>	<u>Dist</u>
<u>SPB4BE</u>				
C	ASSAULT 1D	3800 N PITTSBURG ST	7/16/2025	P4
C	THEFT 2D FROM BUILDING	4300 N COOK ST	7/13/2025	P4
C	THEFT 2D FROM BUILDING	3400 N MARKET ST	7/17/2025	P4
C	THEFT 2D FROM BUILDING	3400 N MARKET ST	7/17/2025	P4
C	THEFT 3D ALL OTHER	2700 E WELLESLEY AVE	7/14/2025	P4
C	THEFT 3D ALL OTHER	1800 E PROVIDENCE AVE	7/17/2025	P4
C	THEFT 3D SHOPLIFTING	3900 N MARKET ST	7/14/2025	P4
C	THEFT 3D SHOPLIFTING	3900 N MARKET ST	7/15/2025	P4
C	THEFT 3D SHOPLIFTING	3900 N MARKET ST	7/15/2025	P4
C	THEFT 3D SHOPLIFTING	3900 N MARKET ST	7/15/2025	P4
A	THEFT 3D SHOPLIFTING	3900 N MARKET ST	7/15/2025	P4
<u>SPB4HI</u>				
C	ASSAULT 2D	5500 N MARKET ST	7/18/2025	P4
C	THEFT 2D ALL OTHER	2900 E QUEEN AVE	7/13/2025	P4
C	THEFT OF MOTOR VEHICLE	2400 E BISMARCK AVE	7/15/2025	P4
C	THEFT OF MOTOR VEHICLE	4200 E LONGFELLOW AVE	7/18/2025	P4
<u>SPB4LO</u>				
C	BURGLARY 2D GARAGE	2600 N CINCINNATI ST	7/18/2025	P4
C	RAPE OF A CHILD 1D		7/17/2025	P4
C	RESIDENTIAL BURGLARY	1000 E INDIANA AVE	7/13/2025	P1
C	RESIDENTIAL BURGLARY	800 E AUGUSTA AVE	7/15/2025	P4
C	THEFT 2D FROM MOTOR VEHICLE	1400 E MISSION AVE	7/18/2025	P4
C	THEFT 2D FROM MOTOR VEHICLE	1100 E AUGUSTA AVE	7/19/2025	P4
C	THEFT 3D FROM BUILDING	700 E DESMET AVE	7/13/2025	P4
C	THEFT 3D FROM BUILDING	1000 E INDIANA AVE	7/13/2025	P1
C	THEFT 3D FROM MOTOR VEHICLE	900 E MISSION AVE	7/13/2025	P4
C	THEFT 3D SHOPLIFTING	900 E MISSION AVE	7/14/2025	P4
C	THEFT 3D VEHICLE PARTS AND ACCESSORIES	700 E BALDWIN AVE	7/13/2025	P4
<u>SPB4MI</u>				
C	RESIDENTIAL BURGLARY	2700 N FREYA ST	7/16/2025	P4
C	THEFT 1D FROM BUILDING	3500 E MONTGOMERY AVE	7/15/2025	P4

SPOKANE POLICE DEPARTMENT



South Precinct CHARLIE Sector

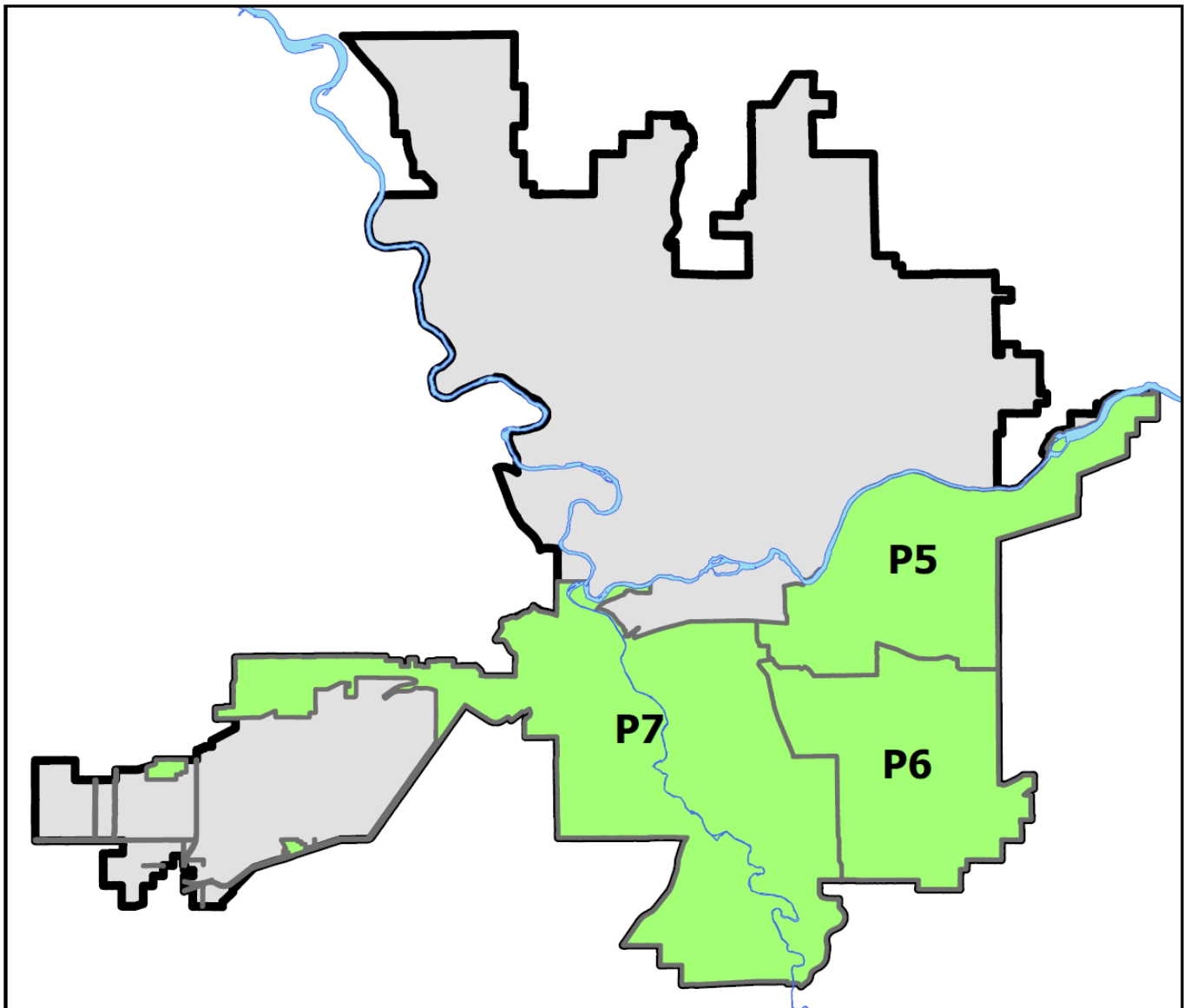
PSA Commander

Captain Jake Jensen

South Central District (P5)

Southeast District (P6)

Southwest District (P7)



POLICE SUMMARY - Ending: Saturday, July 19, 2025

SOUTH PRECINCT (P5, P6, P7) CHARLIE SECTOR



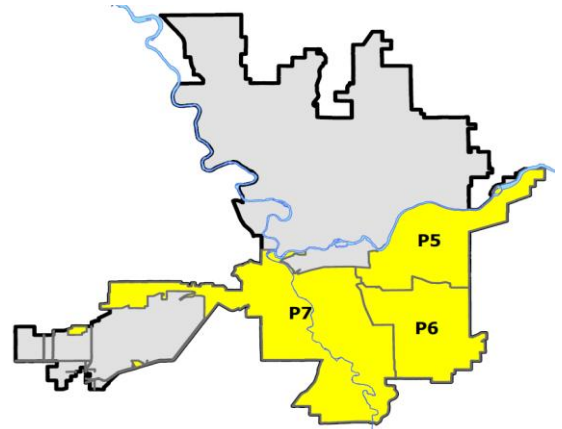
Preliminary IBR Counts

NIBRS Categories (Part 1 Selected)		7 Day Comparison			28 Day Comparison			YTD Comparison		
		Current	Prior	Percent	Current	Prior	Percent	Current	Prior	Percent
Violent	Criminal Homicide	0	0		0	0		2	3	-33.33%
	Rape	2	0		5	5	0.00%	38	36	5.56%
	Robbery - Commercial	0	0		0	1	-100.00%	3	13	-76.92%
	Robbery - Person	0	2	-100.00%	3	2	50.00%	20	23	-13.04%
	Aggravated Assault - Non DV	4	3	33.33%	14	7	100.00%	64	64	0.00%
	Aggravated Assault - DV	0	5	-100.00%	8	10	-20.00%	61	62	-1.61%
Violent Total:		6	10	-40.00%	30	25	20.00%	188	201	-6.47%
Property	Burglary - Residential	2	4	-50.00%	16	12	33.33%	95	94	1.06%
	Burglary Garage	0	3	-100.00%	6	11	-45.45%	53	71	-25.35%
	Burglary Commercial	1	1	0.00%	6	7	-14.29%	57	59	-3.39%
	Larceny	37	32	15.63%	145	139	4.32%	1004	979	2.55%
	Vehicle Theft	5	6	-16.67%	18	15	20.00%	104	157	-33.76%
	Arson	0	0		2	2	0.00%	9	20	-55.00%
Property Total:		45	46	-2.17%	193	186	3.76%	1322	1380	-4.20%
Preliminary Part 1 Crime Totals:		51	56	-8.93%	223	211	5.69%	1510	1581	-4.49%
Current 7 Day Period:		7/13/2025 - 7/19/2025			Prior 7 Day Period:		7/6/2025 - 7/12/2025			
Current 28 Day Period:		6/22/2025 - 7/19/2025			Prior 28 Day Period:		5/25/2025 - 6/21/2025			
Current YTD Day Period:		1/1/2025 - 7/19/2025			Prior YTD Period:		1/1/2024 - 7/19/2024			

Prepared by SPD Crime Analysis Office - Monday, July 21, 2025

NOTE: SPD moved from UCR to the NIBRS reporting standard on 10/4/16 following the transition to a new RMS System. [Numbers on CompStat reports prior to this date should not be used as a comparison to those on this report.](#) Additional info on these reporting standards can be found on the FBI website: <https://ucr.fbi.gov/nibrs-overview>

This chart represents Preliminary counts of selected crime categories from Police Case Reports. Full statistical analysis to determine the confidence level of this data has not been performed. The % change columns on the preliminary counts differ from the percentage change on the NIBRS crime report, sometimes significantly. The CompStat report is designed for operational use and includes only selected NIBRS categories and coding less complex than full NIBRS rules. Official statistics for these and other NIBRS categories can be found on WASPC & FBI websites once available.



Note: On 1/8/23 boundary changes incorporated portions of P7 into the Downtown Precinct (SPD8BA and SPD8PV); Consequently activity in P7 will appear lower if compared to printed CompStat reports prior to 1/8/23

POLICE SUMMARY - Ending: Saturday, July 19, 2025



SE - South Central District (P5)

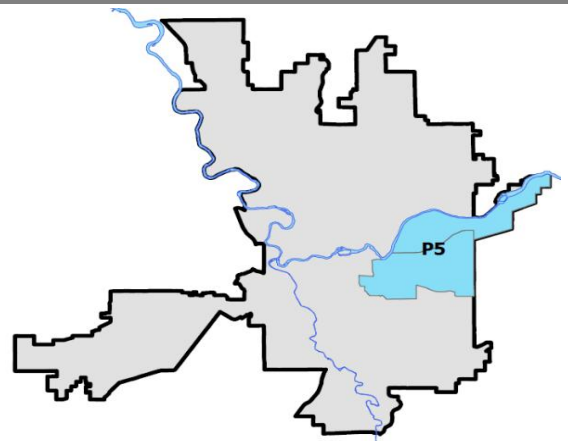
Preliminary IBR Counts

NIBRS Categories (Part 1 Selected)		7 Day Comparison			28 Day Comparison			YTD Comparison		
		Current	Prior	Percent	Current	Prior	Percent	Current	Prior	Percent
Violent	Criminal Homicide	0	0		0	0		1	0	
	Rape	1	0		2	3	-33.33%	20	14	42.86%
	Robbery - Commercial	0	0		0	0		0	2	-100.00%
	Robbery - Person	0	1	-100.00%	2	1	100.00%	12	10	20.00%
	Aggravated Assault - Non DV	0	3	-100.00%	6	6	0.00%	31	35	-11.43%
	Aggravated Assault - DV	0	4	-100.00%	5	2	150.00%	30	26	15.38%
Violent Total:		1	8	-87.50%	15	12	25.00%	94	87	8.05%
Property	Burglary - Residential	1	1	0.00%	5	5	0.00%	35	35	0.00%
	Burglary Garage	0	1	-100.00%	1	4	-75.00%	13	23	-43.48%
	Burglary Commercial	1	1	0.00%	4	5	-20.00%	27	30	-10.00%
	Larceny	10	15	-33.33%	66	62	6.45%	420	367	14.44%
	Vehicle Theft	2	1	100.00%	5	6	-16.67%	48	51	-5.88%
	Arson	0	0		0	1	-100.00%	3	9	-66.67%
Property Total:		14	19	-26.32%	81	83	-2.41%	546	515	6.02%
Preliminary Part 1 Crime Totals:		15	27	-44.44%	96	95	1.05%	640	602	6.31%
Current 7 Day Period:		7/13/2025 - 7/19/2025			Prior 7 Day Period:		7/6/2025 - 7/12/2025			
Current 28 Day Period:		6/22/2025 - 7/19/2025			Prior 28 Day Period:		5/25/2025 - 6/21/2025			
Current YTD Period:		1/1/2025 - 7/19/2025			Prior YTD Period:		1/1/2024 - 7/19/2024			

Prepared by SPD Crime Analysis Office - Monday, July 21, 2025

NOTE: SPD moved from UCR to the NIBRS reporting standard on 10/4/16 following the transition to a new RMS System. [Numbers on CompStat reports prior to this date should not be used as a comparison to those on this report.](#) Additional info on these reporting standards can be found on the FBI website: <https://ucr.fbi.gov/nibrs-overview>

This chart represents Preliminary counts of selected crime categories from Police Case Reports. Full statistical analysis to determine the confidence level of this data has not been performed. The % change columns on the preliminary counts differ from the percentage change on the NIBRS crime report, sometimes significantly. The CompStat report is designed for operational use and includes only selected NIBRS categories and coding less complex than full NIBRS rules. Official statistics for these and other NIBRS categories can be found on WASPC & FBI websites once available.



Note: On 2/10/21 a portion of the Police Block SPC5EC became part of the Downtown Precinct (SPD8EC); Consequently activity in P5 will appear lower if compared to printed CompStat reports prior to 2/10/21

Sunday - Saturday

SE - South Central District (P5)

7/13/2025 TO 7/19/2025



<u>A/C</u>	<u>Offense Statute</u>	<u>Address</u>	<u>Reported Date</u>	<u>Dist</u>
<u>SPC5EC</u>				
C	BURGLARY 1D FROM RESIDENCE	2000 E 13TH AVE	7/13/2025	P6
C	RAPE 2D		7/15/2025	P5
C	THEFT 2D FROM MOTOR VEHICLE	4000 E 6TH AVE	7/13/2025	
C	THEFT 3D ALL OTHER	100 E 4TH AVE	7/14/2025	
C	THEFT 3D FROM MOTOR VEHICLE	1200 E 14TH AVE	7/15/2025	P6
C	THEFT 3D FROM MOTOR VEHICLE	3700 E BOONE AVE	7/18/2025	P5
C	THEFT 3D FROM MOTOR VEHICLE	500 S GARFIELD ST	7/18/2025	P5
C	THEFT 3D SHOPLIFTING	400 S THOR ST	7/13/2025	
C	THEFT 3D VEHICLE PARTS AND ACCESSORIES	100 N NAPA ST	7/17/2025	P5
C	THEFT OF MOTOR VEHICLE	400 S THOR ST	7/14/2025	P5
C	THEFT OF MOTOR VEHICLE	400 S THOR ST	7/16/2025	P5
<u>SPC5GP</u>				
C	BURGLARY 2D COMMERCIAL	1400 N HAVEN ST	7/16/2025	P4
C	MAIL THEFT	1600 E SOUTH RIVERTON AVE	7/14/2025	P5
C	THEFT 3D ALL OTHER	1700 E TILSLEY PL	7/17/2025	P5
C	THEFT 3D FROM MOTOR VEHICLE	1800 N GREENE ST	7/16/2025	P5

POLICE SUMMARY - Ending: Saturday, July 19, 2025



SE - Southeast District (P6)

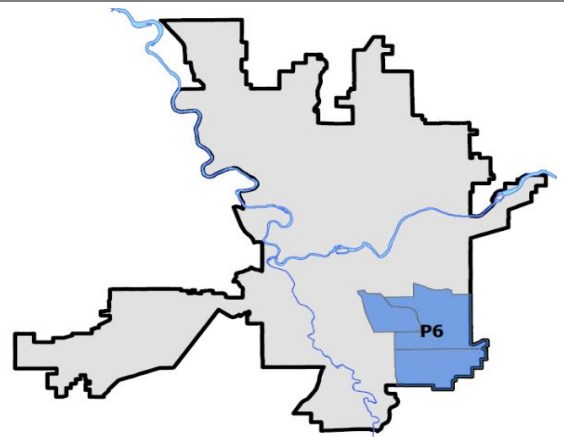
Preliminary IBR Counts

NIBRS Categories (Part 1 Selected)		7 Day Comparison			28 Day Comparison			YTD Comparison		
		Current	Prior	Percent	Current	Prior	Percent	Current	Prior	Percent
Violent	Criminal Homicide	0	0		0	0		1	1	0.00%
	Rape	1	0		2	0		6	5	20.00%
	Robbery - Commercial	0	0		0	1	-100.00%	2	10	-80.00%
	Robbery - Person	0	0		0	0		2	6	-66.67%
	Aggravated Assault - Non DV	2	0		6	0		11	9	22.22%
	Aggravated Assault - DV	0	1	-100.00%	1	2	-50.00%	11	18	-38.89%
Violent Total:		3	1	200.00%	9	3	200.00%	33	49	-32.65%
Property	Burglary - Residential	0	0		3	3	0.00%	26	25	4.00%
	Burglary Garage	0	0		2	4	-50.00%	19	19	0.00%
	Burglary Commercial	0	0		1	1	0.00%	11	14	-21.43%
	Larceny	6	8	-25.00%	28	31	-9.68%	242	240	0.83%
	Vehicle Theft	0	3	-100.00%	4	3	33.33%	14	50	-72.00%
	Arson	0	0		0	0		2	6	-66.67%
Property Total:		6	11	-45.45%	38	42	-9.52%	314	354	-11.30%
Preliminary Part 1 Crime Totals:		9	12	-25.00%	47	45	4.44%	347	403	-13.90%
Current 7 Day Period:		7/13/2025 - 7/19/2025			Prior 7 Day Period:		7/6/2025 - 7/12/2025			
Current 28 Day Period:		6/22/2025 - 7/19/2025			Prior 28 Day Period:		5/25/2025 - 6/21/2025			
Current YTD Period:		1/1/2025 - 7/19/2025			Prior YTD Period:		1/1/2024 - 7/19/2024			

Prepared by SPD Crime Analysis Office - Monday, July 21, 2025

NOTE: SPD moved from UCR to the NIBRS reporting standard on 10/4/16 following the transition to a new RMS System. [Numbers on CompStat reports prior to this date should not be used as a comparison to those on this report.](#) Additional info on these reporting standards can be found on the FBI website: <https://ucr.fbi.gov/nibrs-overview>

This chart represents Preliminary counts of selected crime categories from Police Case Reports. Full statistical analysis to determine the confidence level of this data has not been performed. The % change columns on the preliminary counts differ from the percentage change on the NIBRS crime report, sometimes significantly. The CompStat report is designed for operational use and includes only selected NIBRS categories and coding less complex than full NIBRS rules. Official statistics for these and other NIBRS categories can be found on WASPC & FBI websites once available.



Sunday - Saturday

SE - Southeast District (P6)

7/13/2025 TO 7/19/2025



<u>A/C</u>	<u>Offense Statute</u>	<u>Address</u>	<u>Reported Date</u>	<u>Dist</u>
<u>SPC6LH</u>				
C	THEFT 3D ALL OTHER	2700 E 27TH AVE	7/18/2025	P6
A	THEFT 3D FROM MOTOR VEHICLE	3700 E 36TH AVE	7/15/2025	P6
C	THEFT 3D FROM MOTOR VEHICLE	4100 E 34TH AVE	7/15/2025	P6
<u>SPC6RW</u>				
C	ASSAULT 2D	100 E 12TH AVE	7/16/2025	P5
C	THEFT 2D FROM MOTOR VEHICLE	600 E 24TH AVE	7/18/2025	P6
<u>SPC6SG</u>				
C	ASSAULT 2D	4900 S REGAL ST	7/18/2025	P8
C	RAPE 2D		7/18/2025	P8
C	THEFT 2D FROM MOTOR VEHICLE	2200 E 49TH AVE	7/16/2025	P6
C	THEFT 3D SHOPLIFTING	4900 S REGAL ST	7/13/2025	P6

POLICE SUMMARY - Ending: Saturday, July 19, 2025



SW - Southwest District (P7)

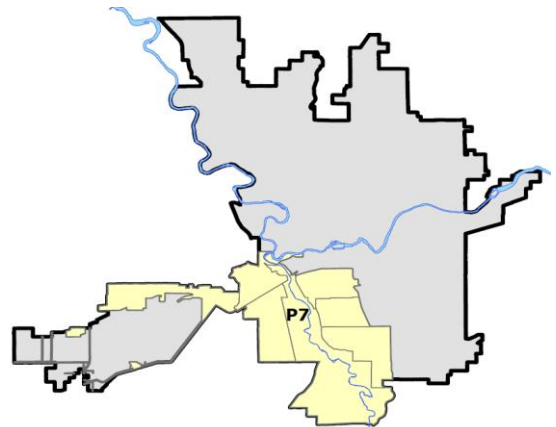
Preliminary IBR Counts

NIBRS Categories (Part 1 Selected)		7 Day Comparison			28 Day Comparison			YTD Comparison		
		Current	Prior	Percent	Current	Prior	Percent	Current	Prior	Percent
Violent	Criminal Homicide	0	0		0	0		0	2	-100.00%
	Rape	0	0		1	2	-50.00%	12	17	-29.41%
	Robbery - Commercial	0	0		0	0		1	1	0.00%
	Robbery - Person	0	1	-100.00%	1	1	0.00%	6	7	-14.29%
	Aggravated Assault - Non DV	2	0		2	1	100.00%	22	20	10.00%
	Aggravated Assault - DV	0	0		2	6	-66.67%	20	18	11.11%
Violent Total:		2	1	100.00%	6	10	-40.00%	61	65	-6.15%
Property	Burglary - Residential	1	3	-66.67%	8	4	100.00%	34	34	0.00%
	Burglary Garage	0	2	-100.00%	3	3	0.00%	21	29	-27.59%
	Burglary Commercial	0	0		1	1	0.00%	19	15	26.67%
	Larceny	21	9	133.33%	51	46	10.87%	342	372	-8.06%
	Vehicle Theft	3	2	50.00%	9	6	50.00%	42	56	-25.00%
	Arson	0	0		2	1	100.00%	4	5	-20.00%
Property Total:		25	16	56.25%	74	61	21.31%	462	511	-9.59%
Preliminary Part 1 Crime Totals:		27	17	58.82%	80	71	12.68%	523	576	-9.20%
Current 7 Day Period:		7/13/2025 - 7/19/2025			Prior 7 Day Period:		7/6/2025 - 7/12/2025			
Current 28 Day Period:		6/22/2025 - 7/19/2025			Prior 28 Day Period:		5/25/2025 - 6/21/2025			
Current YTD Period:		1/1/2025 - 7/19/2025			Prior YTD Period:		1/1/2024 - 7/19/2024			

Prepared by SPD Crime Analysis Office - Monday, July 21, 2025

NOTE: SPD moved from UCR to the NIBRS reporting standard on 10/4/16 following the transition to a new RMS System. [Numbers on CompStat reports prior to this date should not be used as a comparison to those on this report.](#) Additional info on these reporting standards can be found on the FBI website: <https://ucr.fbi.gov/nibrs-overview>

This chart represents Preliminary counts of selected crime categories from Police Case Reports. Full statistical analysis to determine the confidence level of this data has not been performed. The % change columns on the preliminary counts differ from the percentage change on the NIBRS crime report, sometimes significantly. The CompStat report is designed for operational use and includes only selected NIBRS categories and coding less complex than full NIBRS rules. Official statistics for these and other NIBRS categories can be found on WASPC & FBI websites once available.



Note: On 1/8/23 boundary changes were implemented that incorporated portions of P7 into the Downtown DAVID Sector (SPD8BA SPD8PV); Consequently activity in P7 will appear lower if compared to printed CompStat reports prior to 1/8/23

Sunday - Saturday

SE - Southwest District (P7)

7/13/2025 TO 7/19/2025



<u>A/C</u>	<u>Offense Statute</u>	<u>Address</u>	<u>Reported Date</u>	<u>Dist</u>
<u>SPC7CH</u>				
C	RESIDENTIAL BURGLARY	500 W 5TH AVE	7/14/2025	P6
C	THEFT 1D ALL OTHER	E ROCKWOOD BLVD / W 9TH AVE	7/15/2025	P5
C	THEFT 2D ALL OTHER	1300 W 5TH AVE	7/14/2025	P7
C	THEFT 3D ALL OTHER	1300 S DIVISION ST	7/19/2025	P7
C	THEFT 3D FROM BUILDING	1600 W 6TH AVE	7/13/2025	P7
C	THEFT 3D FROM BUILDING	1100 S ASH ST	7/13/2025	P7
C	THEFT 3D FROM BUILDING	100 W 8TH AVE	7/15/2025	P7
C	THEFT 3D FROM MOTOR VEHICLE	S HOWARD ST / W 6TH AVE	7/14/2025	P7
A	THEFT 3D FROM MOTOR VEHICLE	400 W 7TH AVE	7/15/2025	P7
A	THEFT 3D FROM MOTOR VEHICLE	400 W 7TH AVE	7/17/2025	P7
C	THEFT 3D FROM MOTOR VEHICLE	600 S STEVENS ST	7/15/2025	
C	THEFT OF A FIREARM FROM MOTOR VEHICLE	1400 W 6TH AVE	7/15/2025	P7
C	THEFT OF MOTOR VEHICLE	E ROCKWOOD BLVD / W 9TH AVE	7/15/2025	P5
<u>SPC7CS</u>				
C	DRIVE BY SHOOTING	700 E HIGH DR	7/19/2025	P7
C	THEFT 3D ALL OTHER	600 W 29TH AVE	7/14/2025	P7
C	THEFT 3D ALL OTHER	1000 E 39TH AVE	7/15/2025	P7
C	THEFT 3D ALL OTHER	1000 E 32ND AVE	7/19/2025	P7
C	THEFT OF MOTOR VEHICLE	1000 E 32ND AVE	7/19/2025	P7
C	VEHICULAR ASSAULT	S PERRY ST / E 49TH AVE	7/16/2025	P6
<u>SPC7MC</u>				
A	MAIL THEFT	1000 W 19TH AVE	7/17/2025	P7
C	THEFT 2D FROM BUILDING	2500 S WALL ST	7/16/2025	
<u>SPC7WH</u>				
C	THEFT 3D FROM MOTOR VEHICLE	4300 W DESKA DR	7/14/2025	P7
C	THEFT 3D VEHICLE PARTS AND ACCESSORIES	2800 W 7TH AVE	7/15/2025	P7
A	THEFT OF MOTOR VEHICLE	4300 W DESKA DR	7/14/2025	P7
<u>SPC7WP</u>				
C	THEFT 2D FROM BUILDING	9800 W FLIGHT DR	7/16/2025	P7
C	THEFT 3D FROM BUILDING	9800 W FLIGHT DR	7/16/2025	P7
C	THEFT 3D SHOPLIFTING	9600 W US 2 HWY	7/17/2025	

SPOKANE POLICE DEPARTMENT

Downtown Precinct

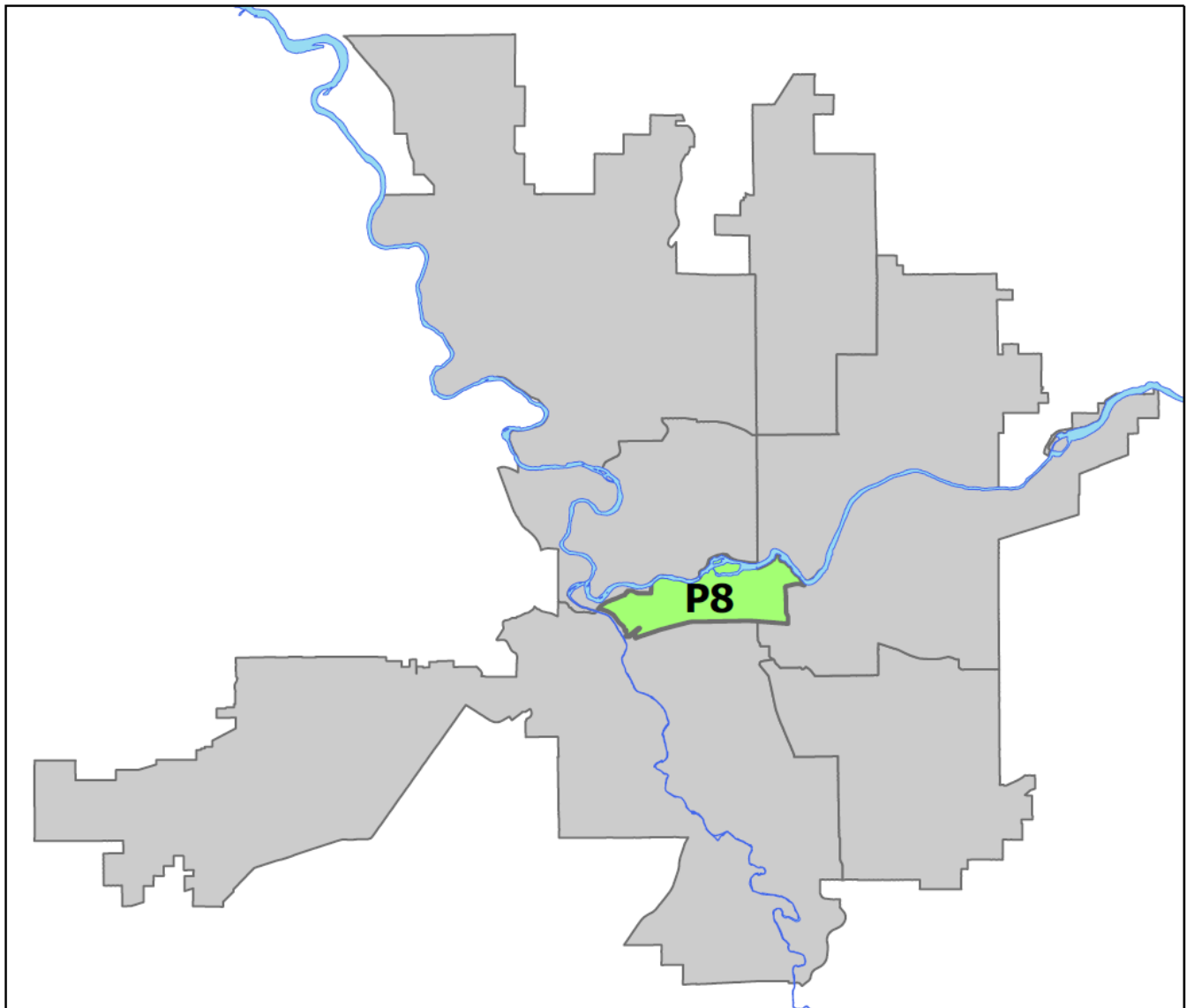
DAVID Sector



PSA Commander

Captain Kurtis Reese

Downtown District (P8)



POLICE SUMMARY - Ending: Saturday, July 19, 2025

DOWNTOWN PRECINCT (P8) DAVID SECTOR



Preliminary IBR Counts

NIBRS Categories (Part 1 Selected)		7 Day Comparison			28 Day Comparison			YTD Comparison		
		Current	Prior	Percent	Current	Prior	Percent	Current	Prior	Percent
Violent	Criminal Homicide	0	0		0	0		0	0	
	Rape	0	0		1	3	-66.67%	15	20	-25.00%
	Robbery - Commercial	0	0		0	0		2	6	-66.67%
	Robbery - Person	2	1	100.00%	8	6	33.33%	46	48	-4.17%
	Aggravated Assault - Non DV	2	2	0.00%	10	16	-37.50%	77	75	2.67%
	Aggravated Assault - DV	0	0		2	6	-66.67%	19	17	11.76%
Violent Total:		4	3	33.33%	21	31	-32.26%	159	166	-4.22%
Property	Burglary - Residential	3	1	200.00%	7	1	600.00%	27	22	22.73%
	Burglary Garage	0	2	-100.00%	3	0		3	1	200.00%
	Burglary Commercial	1	2	-50.00%	5	4	25.00%	28	44	-36.36%
	Larceny	19	26	-26.92%	89	99	-10.10%	592	643	-7.93%
	Vehicle Theft	1	3	-66.67%	12	6	100.00%	54	84	-35.71%
	Arson	1	1	0.00%	2	2	0.00%	9	13	-30.77%
Property Total:		25	35	-28.57%	118	112	5.36%	713	807	-11.65%
Preliminary Part 1 Crime Totals:		29	38	-23.68%	139	143	-2.80%	872	973	-10.38%
Current 7 Day Period:		7/13/2025 - 7/19/2025			Prior 7 Day Period:		7/6/2025 - 7/12/2025			
Current 28 Day Period:		6/22/2025 - 7/19/2025			Prior 28 Day Period:		5/25/2025 - 6/21/2025			
Current YTD Period:		1/1/2025 - 7/19/2025			Prior YTD Period:		1/1/2024 - 7/19/2024			

Prepared by SPD Crime Analysis Office - Monday, July 21, 2025

NOTE: SPD moved from UCR to the NIBRS reporting standard on 10/4/16 following the transition to a new RMS System. [Numbers on CompStat reports prior to this date should not be used as a comparison to those on this report.](#) Additional info on these reporting standards can be found on the FBI website: <https://ucr.fbi.gov/nibrs-overview>

This chart represents Preliminary counts of selected crime categories from Police Case Reports. Full statistical analysis to determine the confidence level of this data has not been performed. The % change columns on the preliminary counts differ from the percentage change on the NIBRS crime report, sometimes significantly. The CompStat report is designed for operational use and includes only selected NIBRS categories and coding less complex than full NIBRS rules. Official statistics for these and other NIBRS categories can be found on WASPC & FBI websites once available.



Note: On 1/8/23 boundary changes incorporated portions of P7 into the Downtown Precinct (SPD8BA and SPD8PV); Consequently activity in P8 will appear higher if compared to printed CompStat reports prior to 1/8/23

Sunday - Saturday

SW - Downtown District (P8)

7/13/2025 TO 7/19/2025



<u>A/C</u>	<u>Offense Statute</u>	<u>Address</u>	<u>Reported Date</u>	<u>Dist</u>
<u>SPD8BA</u>				
C	RESIDENTIAL BURGLARY	1800 W 1ST AVE	7/14/2025	P7
C	RESIDENTIAL BURGLARY	2300 W 2ND AVE	7/19/2025	P8
C	THEFT 3D ALL OTHER	W PACIFIC AVE / S CANNON ST	7/14/2025	
<u>SPD8EC</u>				
C	RESIDENTIAL BURGLARY	100 E SPRAGUE AVE	7/18/2025	P8
C	THEFT 3D FROM MOTOR VEHICLE	E RIVERSIDE AVE / N GRANT ST	7/16/2025	P8
<u>SPD8PV</u>				
C	THEFT OF MOTOR VEHICLE	1400 W CLARKE AVE	7/13/2025	P8
<u>SPD8RS</u>				
C	ARSON 1D	100 N WALL ST	7/14/2025	P8
C	ASSAULT 1D	300 W SPRAGUE AVE	7/19/2025	P8
C	BURGLARY 2D COMMERCIAL	0 S POST ST	7/18/2025	P8
C	HARASSMENT FELONY WEAPON INVOLVED	300 W 2ND AVE	7/17/2025	P8
C	MAIL THEFT	100 S STATE ST	7/19/2025	P8
C	ORGANIZED RETAIL THEFT 2D	600 W MAIN AVE	7/16/2025	P8
C	ROBBERY 1D PERSON	W SPRAGUE AVE / N MADISON ST	7/13/2025	P8
C	ROBBERY 1D PERSON	1400 W 3RD AVE	7/16/2025	P8
C	THEFT 1D FROM BUILDING	200 W 1ST AVE	7/16/2025	P8
C	THEFT 2D ALL OTHER	1000 W RIVERSIDE AVE	7/13/2025	P8
C	THEFT 2D ALL OTHER	W SPOKANE FALLS BLVD / N HOWARD ST	7/18/2025	P8
C	THEFT 2D FROM BUILDING	200 N DIVISION ST	7/15/2025	P8
C	THEFT 2D FROM BUILDING	300 N SPOKANE FALLS CT	7/16/2025	P8
C	THEFT 3D ALL OTHER	800 W MAIN AVE	7/14/2025	P8
C	THEFT 3D FROM BUILDING	100 S STATE ST	7/15/2025	P8
C	THEFT 3D FROM BUILDING	200 W 1ST AVE	7/17/2025	P8
C	THEFT 3D FROM BUILDING	700 W 3RD AVE	7/17/2025	P8
C	THEFT 3D FROM MOTOR VEHICLE	100 S WALL ST	7/16/2025	P8
C	THEFT 3D FROM MOTOR VEHICLE	100 W 3RD AVE	7/18/2025	P8
C	THEFT 3D FROM MOTOR VEHICLE	W 3RD AVE / S MAPLE ST	7/18/2025	P8
C	THEFT 3D SHOPLIFTING	600 W MAIN AVE	7/15/2025	P8
C	THEFT 3D SHOPLIFTING	600 W MAIN AVE	7/13/2025	
C	THEFT 3D SHOPLIFTING	600 W MAIN AVE	7/14/2025	

POLICE SUMMARY - Ending: Saturday, July 19, 2025



Other Jurisdiction or Unk District

Preliminary IBR Counts

NIBRS Categories (Part 1 Selected)		7 Day Comparison			28 Day Comparison			YTD Comparison		
		Current	Prior	Percent	Current	Prior	Percent	Current	Prior	Percent
Violent	Criminal Homicide	0	0		0	0		0	0	
	Rape	0	0		0	0		1	0	
	Robbery - Commercial	0	0		0	0		0	0	
	Robbery - Person	0	0		0	0		0	1	-100.00%
	Aggravated Assault - Non DV	0	0		0	0		4	1	300.00%
	Aggravated Assault - DV	0	0		0	2	-100.00%	3	0	
Violent Total:		0	0		0	2	-100.00%	8	2	300.00%
Property	Burglary - Residential	1	0		1	0		1	0	
	Burglary Garage	0	0		0	0		0	0	
	Burglary Commercial	0	0		0	0		1	0	
	Larceny	0	1	-100.00%	1	1	0.00%	10	8	25.00%
	Vehicle Theft	0	0		0	0		1	4	-75.00%
	Arson	0	0		0	0		0	0	
Property Total:		1	1	0.00%	2	1	100.00%	13	12	8.33%
Preliminary Part 1 Crime Totals:		1	1	0.00%	2	3	-33.33%	21	14	50.00%
Current 7 Day Period:		7/13/2025 - 7/19/2025			Prior 7 Day Period:		7/6/2025 - 7/12/2025			
Current 28 Day Period:		6/22/2025 - 7/19/2025			Prior 28 Day Period:		5/25/2025 - 6/21/2025			
Current YTD Period:		1/1/2025 - 7/19/2025			Prior YTD Period:		1/1/2024 - 7/19/2024			

Prepared by SPD Crime Analysis Office - Monday, July 21, 2025

NOTE: SPD moved from UCR to the NIBRS reporting standard on 10/4/16 following the transition to a new RMS System. [Numbers on CompStat reports prior to this date should not be used as a comparison to those on this report.](#) Additional info on these reporting standards can be found on the FBI website: <https://ucr.fbi.gov/nibrs-overview>

This chart represents Preliminary counts of selected crime categories from Police Case Reports. Full statistical analysis to determine the confidence level of this data has not been performed. The % change columns on the preliminary counts differ from the percentage change on the NIBRS crime report, sometimes significantly. The CompStat report is designed for operational use and includes only selected NIBRS categories and coding less complex than full NIBRS rules. Official statistics for these and other NIBRS categories can be found on WASPC & FBI websites once available.

Sunday - Saturday

7/13/2025 TO 7/19/2025

Other Jurisdiction/Unk District



<u>A/C</u>	<u>Offense Statute</u>	<u>Address</u>	<u>Reported Date</u>	<u>Dist</u>
<u>SV02</u>				
C	BURGLARY 1D FROM RESIDENCE	2400 N WILBUR RD	7/17/2025	Oth