

SPOKANE POLICE DEPARTMENT

PRELIMINARY CITYWIDE **IBR** CRIME REPORT



Preliminary IBR Counts

CHIEF OF POLICE

Craig Meidl

Period Ending: Saturday, October 1, 2022

NIBRS Categories (Part 1 Selected)		7 Day Comparison			28 Day Comparison			YTD Comparison		
		Current	Prior	Percent	Current	Prior	Percent	Current	Prior	Percent
Violent	Criminal Homicide	0	0		1	2	-50.00%	12	8	50.00%
	Rape	6	1	500.00%	18	11	63.64%	169	207	-18.36%
	Robbery - Commercial	2	2	0.00%	6	3	100.00%	78	49	59.18%
	Robbery - Person	3	2	50.00%	15	13	15.38%	161	155	3.87%
	Aggravated Assault - Non DV	10	16	-37.50%	38	57	-33.33%	411	402	2.24%
	Aggravated Assault - DV	10	7	42.86%	36	25	44.00%	269	272	-1.10%
Violent Total:		31	28	10.71%	114	111	2.70%	1100	1093	0.64%
Property	Burglary - Residential	11	16	-31.25%	48	79	-39.24%	598	581	2.93%
	Burglary Garage	8	18	-55.56%	53	44	20.45%	321	332	-3.31%
	Burglary Commercial	10	9	11.11%	32	57	-43.86%	479	354	35.31%
	Larceny	158	184	-14.13%	675	788	-14.34%	7557	6256	20.80%
	Vehicle Theft	29	42	-30.95%	149	183	-18.58%	1366	845	61.66%
	Arson	0	2	-100.00%	5	8	-37.50%	52	93	-44.09%
Property Total:		216	271	-20.30%	962	1159	-17.00%	10373	8461	22.60%
Preliminary Part 1 Crime Totals:		247	299	-17.39%	1076	1270	-15.28%	11473	9554	20.09%

Current 7 Day Period: 9/25/2022 - 10/1/2022

Current 28 Day Period: 9/4/2022 - 10/1/2022

Current YTD Day Period: 1/1/2022 - 10/1/2022

Prior 7 Day Period: 9/18/2022 - 9/24/2022

Prior 28 Day Period: 8/7/2022 - 9/3/2022

Prior YTD Period: 1/1/2021 - 10/1/2021

Prepared by SPD Crime Analysis Office - Monday, October 3, 2022

NOTE: SPD moved from UCR to the NIBRS reporting standard on 10/4/16 following the transition to a new RMS System. [Numbers on CompStat reports prior to this date should not be used as a comparison to those on this report.](#) Additional info on these reporting standards can be found on the FBI website: <https://ucr.fbi.gov/nibrs-overview>

This chart represents Preliminary counts of selected crime categories from Police Case Reports. Full statistical analysis to determine the confidence level of this data has not been performed. The % change columns on the preliminary counts differ from the percentage change on the NIBRS crime report, sometimes significantly. The CompStat report is designed for operational use and includes only selected NIBRS categories and coding less complex than full NIBRS rules. Official statistics for these and other NIBRS categories can be found on WASPC & FBI websites once available.



SPOKANE POLICE DEPARTMENT



NORTH **Police Service Area**

PSA Commander

Captain Mark Griffiths

Northwest District (P1)

Central District (P2)

Neva-Wood District (P3)

Northeast District (P4)



POLICE SUMMARY - Ending: Saturday, October 1, 2022

NORTH PRECINCT (P1, P2, P3, and P4)



Preliminary IBR Counts

NIBRS Categories (Part 1 Selected)		7 Day Comparison			28 Day Comparison			YTD Comparison		
		Current	Prior	Percent	Current	Prior	Percent	Current	Prior	Percent
Violent	Criminal Homicide	0	0		0	2	-100.00%	7	4	75.00%
	Rape	4	0		12	6	100.00%	92	120	-23.33%
	Robbery - Commercial	2	2	0.00%	6	3	100.00%	58	32	81.25%
	Robbery - Person	1	1	0.00%	6	9	-33.33%	85	90	-5.56%
	Aggravated Assault - Non DV	5	9	-44.44%	21	28	-25.00%	223	206	8.25%
	Aggravated Assault - DV	6	3	100.00%	20	16	25.00%	166	166	0.00%
Violent Total:		18	15	20.00%	65	64	1.56%	631	618	2.10%
Property	Burglary - Residential	10	9	11.11%	37	54	-31.48%	388	380	2.11%
	Burglary Garage	4	8	-50.00%	22	27	-18.52%	181	219	-17.35%
	Burglary Commercial	7	5	40.00%	20	27	-25.93%	248	173	43.35%
	Larceny	69	65	6.15%	251	425	-40.94%	4000	3806	5.10%
	Vehicle Theft	21	30	-30.00%	103	119	-13.45%	849	530	60.19%
	Arson	0	2	-100.00%	4	5	-20.00%	34	55	-38.18%
Property Total:		111	119	-6.72%	437	657	-33.49%	5700	5163	10.40%
Preliminary Part 1 Crime Totals:		129	134	-3.73%	502	721	-30.37%	6331	5781	9.51%
Current 7 Day Period:		9/25/2022 - 10/1/2022			Prior 7 Day Period:		9/18/2022 - 9/24/2022			
Current 28 Day Period:		9/4/2022 - 10/1/2022			Prior 28 Day Period:		8/7/2022 - 9/3/2022			
Current YTD Day Period:		1/1/2022 - 10/1/2022			Prior YTD Period:		1/1/2021 - 10/1/2021			

Prepared by SPD Crime Analysis Office - Monday, October 3, 2022

NOTE: SPD moved from UCR to the NIBRS reporting standard on 10/4/16 following the transition to a new RMS System. [Numbers on CompStat reports prior to this date should not be used as a comparison to those on this report.](#) Additional info on these reporting standards can be found on the FBI website: <https://ucr.fbi.gov/nibrs-overview>

This chart represents Preliminary counts of selected crime categories from Police Case Reports. Full statistical analysis to determine the confidence level of this data has not been performed. The % change columns on the preliminary counts differ from the percentage change on the NIBRS crime report, sometimes significantly. The CompStat report is designed for operational use and includes only selected NIBRS categories and coding less complex than full NIBRS rules. Official statistics for these and other NIBRS categories can be found on WASPC & FBI websites once available.



POLICE SUMMARY - Ending: Saturday, October 1, 2022



NW - Northwest District (P1)

Preliminary IBR Counts

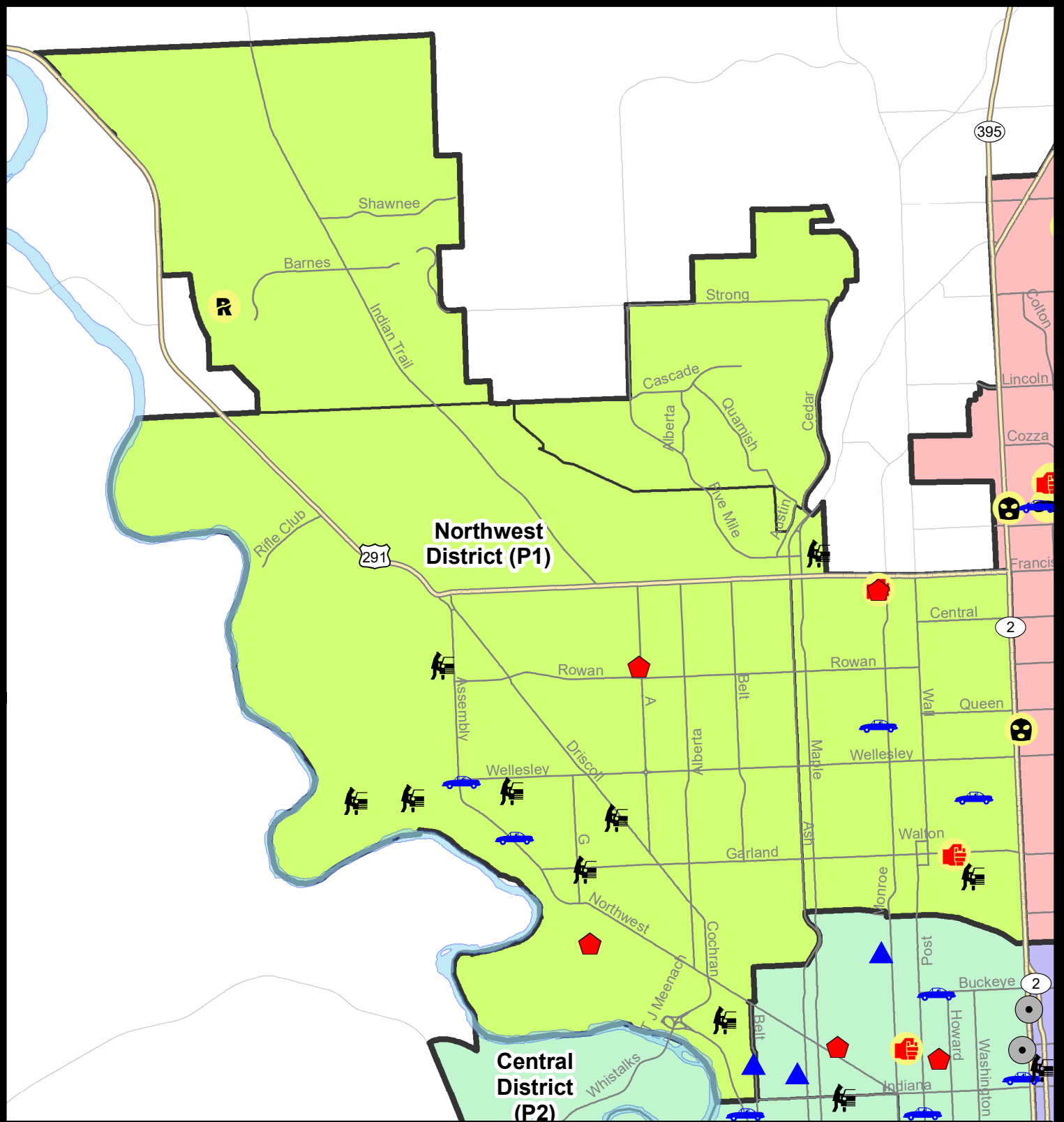
NIBRS Categories (Part 1 Selected)		7 Day Comparison			28 Day Comparison			YTD Comparison		
		Current	Prior	Percent	Current	Prior	Percent	Current	Prior	Percent
Violent	Criminal Homicide	0	0		0	1	-100.00%	3	1	200.00%
	Rape	1	0		4	3	33.33%	27	31	-12.90%
	Robbery - Commercial	0	0		0	0		6	9	-33.33%
	Robbery - Person	0	0		1	1	0.00%	12	18	-33.33%
	Aggravated Assault - Non DV	1	2	-50.00%	4	4	0.00%	44	28	57.14%
	Aggravated Assault - DV	1	0		3	4	-25.00%	40	34	17.65%
Violent Total:		3	2	50.00%	12	13	-7.69%	132	121	9.09%
Property	Burglary - Residential	4	3	33.33%	13	9	44.44%	93	90	3.33%
	Burglary Garage	1	0		3	5	-40.00%	38	72	-47.22%
	Burglary Commercial	0	1	-100.00%	2	3	-33.33%	26	23	13.04%
	Larceny	15	10	50.00%	45	88	-48.86%	700	793	-11.73%
	Vehicle Theft	4	3	33.33%	14	14	0.00%	119	102	16.67%
	Arson	0	1	-100.00%	2	0		7	12	-41.67%
Property Total:		24	18	33.33%	79	119	-33.61%	983	1092	-9.98%
Preliminary Part 1 Crime Totals:		27	20	35.00%	91	132	-31.06%	1115	1213	-8.08%
Current 7 Day Period:		9/25/2022 - 10/1/2022			Prior 7 Day Period:		9/18/2022 - 9/24/2022			
Current 28 Day Period:		9/4/2022 - 10/1/2022			Prior 28 Day Period:		8/7/2022 - 9/3/2022			
Current YTD Day Period:		1/1/2022 - 10/1/2022			Prior YTD Period:		1/1/2021 - 10/1/2021			

Prepared by SPD Crime Analysis Office - Monday, October 3, 2022

NOTE: SPD moved from UCR to the NIBRS reporting standard on 10/4/16 following the transition to a new RMS System. [Numbers on CompStat reports prior to this date should not be used as a comparison to those on this report.](#) Additional info on these reporting standards can be found on the FBI website: <https://ucr.fbi.gov/nibrs-overview>

This chart represents Preliminary counts of selected crime categories from Police Case Reports. Full statistical analysis to determine the confidence level of this data has not been performed. The % change columns on the preliminary counts differ from the percentage change on the NIBRS crime report, sometimes significantly. The CompStat report is designed for operational use and includes only selected NIBRS categories and coding less complex than full NIBRS rules. Official statistics for these and other NIBRS categories can be found on WASPC & FBI websites once available.





City of Spokane
Northwest District (P1)
Selected Crime Codes
2022-09-25 to 2022-10-01
 Prepared By:
 Crime Analysis Unit
 Spokane Police Department

Legend

NIBRS Events

Criminal Homicide	Robbery Person	Burglary Commercial
Rape	Aggravated Assault	Vehicle Prowling
Robbery Commercial	Burglary Residential	Vehicle Theft
	Burglary Garage	Arson

*Cases Represent LERMS Crime Codes
 Points may indicate multiple events
 Note: Veh Prowl is only Larceny displayed*

For Additional Information on Incidents pertaining to an Area, Trend, or Pattern Contact Information Analysis

0 0.25 0.5 1 Miles

THIS IS NOT A LEGAL DOCUMENT:
 The information shown on this map is compiled from various sources and is subject to constant revision. Information shown on this map should not be used to determine the location of facilities in relationship to property lines, section lines, streets, etc.

Sunday - Saturday

NW - Northwest District (P1)

9/25/2022 TO 10/1/2022



<u>A/C</u>	<u>Offense Statute</u>	<u>Address</u>	<u>Reported Date</u>	<u>Dist</u>
<u>SPA1BS</u>				
C	THEFT 2D FROM MOTOR VEHICLE	6500 N CEDAR RD	9/26/2022	P1
<u>SPA1FM</u>				
C	THEFT 1D ALL OTHER	2000 W PARKWAY CT	9/26/2022	
<u>SPA1IT</u>				
C	RAPE 3D		9/29/2022	P1
<u>SPA1NH</u>				
C	ASSAULT 2D	6100 N BUFFALO ST	9/30/2022	P2
C	ASSAULT OF A CHILD 2D	500 W GARLAND AVE	9/28/2022	P1
C	BURGLARY 1D FROM RESIDENCE	6100 N BUFFALO ST	9/30/2022	P2
C	THEFT 2D FROM BUILDING	800 W CORA AVE	9/27/2022	P1
C	THEFT 3D FROM MOTOR VEHICLE	3600 N WASHINGTON ST	9/29/2022	P1
C	THEFT OF MOTOR VEHICLE	300 W LONGFELLOW AVE	9/28/2022	P1
C	THEFT OF MOTOR VEHICLE	5000 N MADISON ST	9/29/2022	P1
<u>SPA1NW</u>				
C	BURGLARY 2D GARAGE	2200 N BELT ST	9/26/2022	
C	RESIDENTIAL BURGLARY	5600 N A ST	9/26/2022	P1
C	RESIDENTIAL BURGLARY	3200 N WELLINGTON PL	9/29/2022	P1
C	RESIDENTIAL BURGLARY	3200 N WELLINGTON PL	9/30/2022	P1
C	THEFT 2D ALL OTHER	4100 W PRINCETON AVE	9/26/2022	P1
C	THEFT 2D FROM BUILDING	4200 N BELT ST	9/26/2022	P4
C	THEFT 2D FROM MOTOR VEHICLE	3100 W LONGFELLOW AVE	9/25/2022	P1
C	THEFT 2D FROM MOTOR VEHICLE	2500 N NETTLETON ST	9/26/2022	P1
C	THEFT 2D FROM MOTOR VEHICLE	5700 N ASSEMBLY ST	10/1/2022	
C	THEFT 3D ALL OTHER	5600 N ELM ST	9/29/2022	
C	THEFT 3D FROM MOTOR VEHICLE	3400 W GARLAND AVE	9/26/2022	P1
C	THEFT 3D FROM MOTOR VEHICLE	4800 W PRINCETON PL	9/26/2022	P1
C	THEFT 3D FROM MOTOR VEHICLE	5200 W MANOR CREST ST	9/25/2022	P1
C	THEFT 3D FROM MOTOR VEHICLE	3900 W HOFFMAN AVE	9/30/2022	
C	THEFT 3D VEHICLE PARTS AND ACCESSORIES	5000 N ELGIN ST	9/26/2022	P1
C	THEFT OF MOTOR VEHICLE	3900 W NORTHWEST BLVD	9/27/2022	P1
C	THEFT OF MOTOR VEHICLE	4600 N ASSEMBLY ST	9/28/2022	P1

POLICE SUMMARY - Ending: Saturday, October 1, 2022



NW - North Central District (P2)

Preliminary IBR Counts

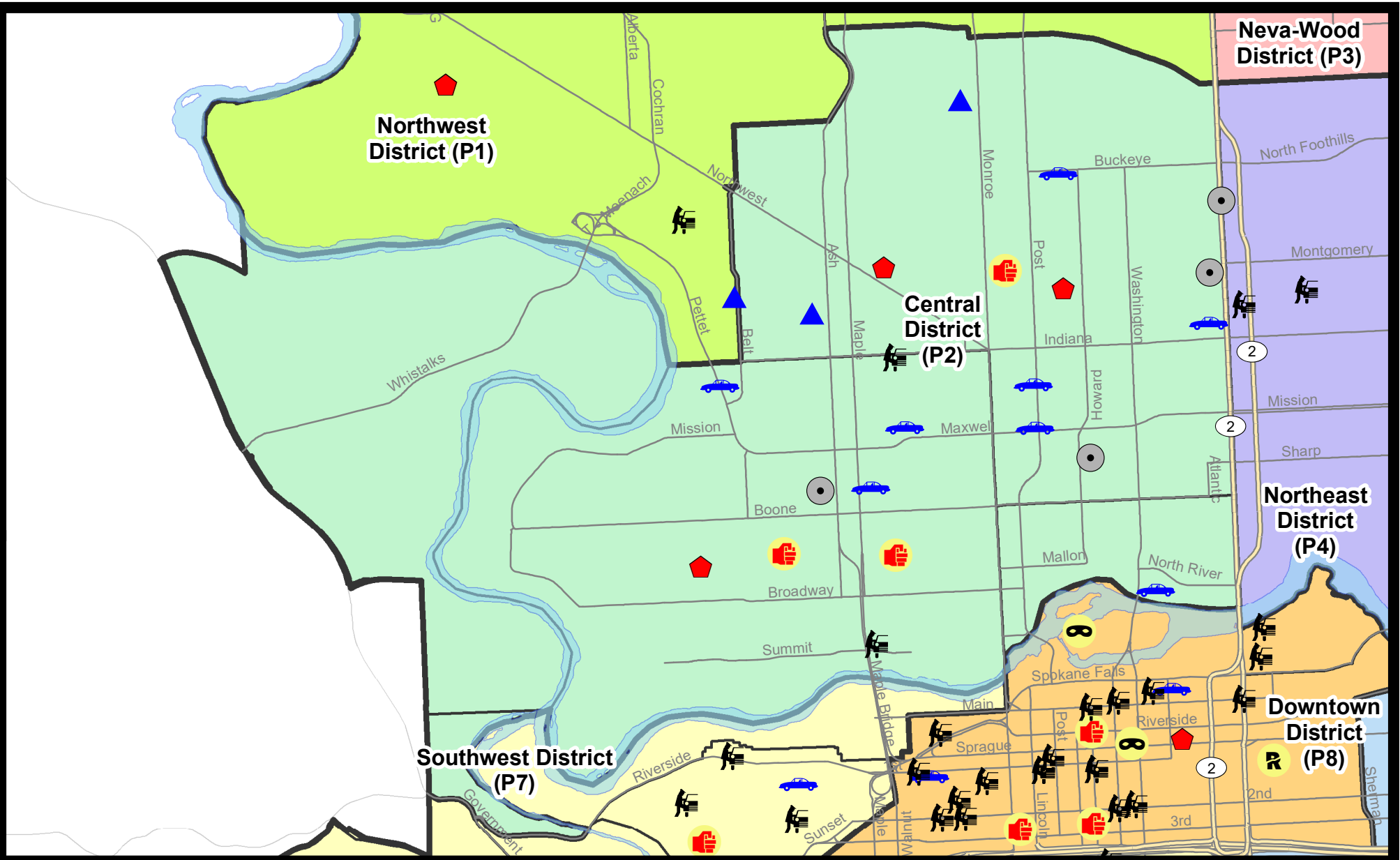
NIBRS Categories (Part 1 Selected)		7 Day Comparison			28 Day Comparison			YTD Comparison		
		Current	Prior	Percent	Current	Prior	Percent	Current	Prior	Percent
Violent	Criminal Homicide	0	0		0	1	-100.00%	2	0	
	Rape	1	0		2	1	100.00%	22	29	-24.14%
	Robbery - Commercial	0	0		0	0		9	1	800.00%
	Robbery - Person	0	0		1	1	0.00%	19	24	-20.83%
	Aggravated Assault - Non DV	2	2	0.00%	5	8	-37.50%	60	53	13.21%
	Aggravated Assault - DV	1	1	0.00%	6	5	20.00%	43	40	7.50%
Violent Total:		4	3	33.33%	14	16	-12.50%	155	147	5.44%
Property	Burglary - Residential	3	2	50.00%	9	10	-10.00%	83	100	-17.00%
	Burglary Garage	2	1	100.00%	6	4	50.00%	44	41	7.32%
	Burglary Commercial	3	1	200.00%	4	7	-42.86%	53	37	43.24%
	Larceny	12	16	-25.00%	56	74	-24.32%	796	755	5.43%
	Vehicle Theft	8	3	166.67%	24	28	-14.29%	193	138	39.86%
	Arson	0	0		0	0		8	17	-52.94%
Property Total:		28	23	21.74%	99	123	-19.51%	1177	1088	8.18%
Preliminary Part 1 Crime Totals:		32	26	23.08%	113	139	-18.71%	1332	1235	7.85%
Current 7 Day Period:		9/25/2022 - 10/1/2022			Prior 7 Day Period:		9/18/2022 - 9/24/2022			
Current 28 Day Period:		9/4/2022 - 10/1/2022			Prior 28 Day Period:		8/7/2022 - 9/3/2022			
Current YTD Day Period:		1/1/2022 - 10/1/2022			Prior YTD Period:		1/1/2021 - 10/1/2021			

Prepared by SPD Crime Analysis Office - Monday, October 3, 2022

NOTE: SPD moved from UCR to the NIBRS reporting standard on 10/4/16 following the transition to a new RMS System. [Numbers on CompStat reports prior to this date should not be used as a comparison to those on this report.](#) Additional info on these reporting standards can be found on the FBI website: <https://ucr.fbi.gov/nibrs-overview>

This chart represents Preliminary counts of selected crime categories from Police Case Reports. Full statistical analysis to determine the confidence level of this data has not been performed. The % change columns on the preliminary counts differ from the percentage change on the NIBRS crime report, sometimes significantly. The CompStat report is designed for operational use and includes only selected NIBRS categories and coding less complex than full NIBRS rules. Official statistics for these and other NIBRS categories can be found on WASPC & FBI websites once available.





City of Spokane
Central District (P2)
Selected Crime Types
2022-09-25 to 2022-10-01
 Prepared By:
 Crime Analysis Unit
 Spokane Police Department

Legend


NIBRS Events

- | | | | |
|-------------------|--------------------|----------------------|---------------------|
| Criminal Homicide | Robbery Commercial | Aggravated Assault | Burglary Commercial |
| Rape | Robbery Person | Burglary Residential | Vehicle Prowling |
| | | Burglary Garage | Vehicle Theft |
| | | | Arson |

Cases Represent LERMS Crime Codes
 Points may indicate multiple events
 Note: Veh Prowl is only Larceny category displayed



For Additional Information on Incidents pertaining to an Area, Trend, or Pattern Contact Information Analysis



THIS IS NOT A LEGAL DOCUMENT:
 The information shown on this map is compiled from various sources and is subject to constant revision. Information shown on this map should not be used to determine the location of facilities in relationship to property lines, section lines, streets, etc.

Sunday - Saturday

NW - Central District (P2)

9/25/2022 TO 10/1/2022



<u>A/C</u>	<u>Offense Statute</u>	<u>Address</u>	<u>Reported Date</u>	<u>Dist</u>
<u>SPA2EG</u>				
C	ASSAULT 2D	2200 N LINCOLN ST	10/1/2022	P1
C	BURGLARY 2D COMMERCIAL	0 W MANSFIELD AVE	9/26/2022	P2
C	BURGLARY 2D COMMERCIAL	500 W SINTO AVE	9/30/2022	P2
C	BURGLARY 2D GARAGE	1700 W KNOX AVE	9/26/2022	P2
C	BURGLARY 2D GARAGE	1000 W FREDERICK AVE	9/28/2022	P2
A	RESIDENTIAL BURGLARY	1400 W MONTGOMERY AVE	9/28/2022	P1
C	RESIDENTIAL BURGLARY	600 W MANSFIELD AVE	9/29/2022	P2
C	THEFT 2D FROM BUILDING	1200 N LINCOLN ST	9/29/2022	P2
C	THEFT 3D FROM BUILDING	500 W SINTO AVE	9/30/2022	P2
C	THEFT 3D SHOPLIFTING	1700 N MONROE ST	9/26/2022	P2
C	THEFT 3D VEHICLE PARTS AND ACCESSORIES	800 W CARLISLE AVE	9/25/2022	P2
C	THEFT OF MOTOR VEHICLE	0 W SHANNON AVE	9/26/2022	P2
C	THEFT OF MOTOR VEHICLE	2600 N WALL ST	9/26/2022	P1
C	THEFT OF MOTOR VEHICLE	1700 N POST ST	9/29/2022	P1
C	THEFT OF MOTOR VEHICLE	800 W MAXWELL AVE	9/30/2022	P2
<u>SPA2RS</u>				
C	THEFT 2D ALL OTHER	900 N DIVISION ST	9/30/2022	
C	THEFT OF MOTOR VEHICLE	300 W NORTH RIVER DR	9/25/2022	P2
<u>SPA2WC</u>				
C	ASSAULT 2D	1000 N ELM ST	9/29/2022	P1
C	ASSAULT 2D	1400 W DEAN AVE	10/1/2022	P1
C	BURGLARY 2D COMMERCIAL	1700 W SHARP AVE	9/26/2022	P2
C	RAPE OF A CHILD 1D ORAL/ANAL OR SAME SEX		9/26/2022	P1
C	RESIDENTIAL BURGLARY	2300 W DEAN AVE	10/1/2022	P1
C	THEFT 2D ALL OTHER	N LINDEKE ST / W BOONE AVE	9/29/2022	P2
C	THEFT 2D FROM BUILDING	1500 W HIGHLINE LN	9/27/2022	P2
C	THEFT 2D FROM MOTOR VEHICLE	1500 W HIGHLINE LN	10/1/2022	
C	THEFT 3D ALL OTHER	1200 N ASH ST	9/26/2022	P2
C	THEFT 3D ALL OTHER	1600 W MISSION AVE	9/29/2022	
C	THEFT 3D FROM BUILDING	1100 W MALLON AVE	9/27/2022	P2
C	THEFT OF A FIREARM FROM MOTOR VEHICLE	1400 W INDIANA AVE	9/27/2022	P2
C	THEFT OF MOTOR VEHICLE	1500 W SHARP AVE	9/25/2022	P1
C	THEFT OF MOTOR VEHICLE	1500 N CEDAR ST	9/25/2022	P1
C	THEFT OF MOTOR VEHICLE	N PETTET DR / N WEST POINT RD	9/29/2022	P1

POLICE SUMMARY - Ending: Saturday, October 1, 2022



NE - Neva-Wood District (P3)

Preliminary IBR Counts

NIBRS Categories (Part 1 Selected)		7 Day Comparison			28 Day Comparison			YTD Comparison		
		Current	Prior	Percent	Current	Prior	Percent	Current	Prior	Percent
Violent	Criminal Homicide	0	0		0	0		2	2	0.00%
	Rape	1	0		2	2	0.00%	22	34	-35.29%
	Robbery - Commercial	2	2	0.00%	6	3	100.00%	34	16	112.50%
	Robbery - Person	1	1	0.00%	3	5	-40.00%	34	21	61.90%
	Aggravated Assault - Non DV	2	3	-33.33%	8	5	60.00%	47	65	-27.69%
	Aggravated Assault - DV	2	1	100.00%	5	6	-16.67%	39	47	-17.02%
Violent Total:		8	7	14.29%	24	21	14.29%	178	185	-3.78%
Property	Burglary - Residential	1	2	-50.00%	7	16	-56.25%	105	92	14.13%
	Burglary Garage	1	5	-80.00%	8	13	-38.46%	65	63	3.17%
	Burglary Commercial	2	2	0.00%	8	11	-27.27%	78	65	20.00%
	Larceny	24	24	0.00%	86	180	-52.22%	1740	1436	21.17%
	Vehicle Theft	6	12	-50.00%	30	52	-42.31%	304	134	126.87%
	Arson	0	1	-100.00%	1	2	-50.00%	9	10	-10.00%
Property Total:		34	46	-26.09%	140	274	-48.91%	2301	1800	27.83%
Preliminary Part 1 Crime Totals:		42	53	-20.75%	164	295	-44.41%	2479	1985	24.89%
Current 7 Day Period:		9/25/2022 - 10/1/2022			Prior 7 Day Period:		9/18/2022 - 9/24/2022			
Current 28 Day Period:		9/4/2022 - 10/1/2022			Prior 28 Day Period:		8/7/2022 - 9/3/2022			
Current YTD Day Period:		1/1/2022 - 10/1/2022			Prior YTD Period:		1/1/2021 - 10/1/2021			

Prepared by SPD Crime Analysis Office - Monday, October 3, 2022

NOTE: SPD moved from UCR to the NIBRS reporting standard on 10/4/16 following the transition to a new RMS System. [Numbers on CompStat reports prior to this date should not be used as a comparison to those on this report.](#) Additional info on these reporting standards can be found on the FBI website: <https://ucr.fbi.gov/nibrs-overview>

This chart represents Preliminary counts of selected crime categories from Police Case Reports. Full statistical analysis to determine the confidence level of this data has not been performed. The % change columns on the preliminary counts differ from the percentage change on the NIBRS crime report, sometimes significantly. The CompStat report is designed for operational use and includes only selected NIBRS categories and coding less complex than full NIBRS rules. Official statistics for these and other NIBRS categories can be found on WASPC & FBI websites once available.



Sunday - Saturday

9/25/2022 TO 10/1/2022

NE - Neva-Wood District (P3)



A/C	Offense Statute	Address	Reported Date	Dist
SPB3NL				
C	ASSAULT 2D	7000 N COLTON ST	9/26/2022	P2
C	ASSAULT 2D	9200 N COLTON ST	9/30/2022	P4
C	ASSAULT 2D	7000 N COLTON ST	10/1/2022	P4
C	BURGLARY 1D FROM RESIDENCE	7000 N COLTON ST	9/26/2022	P2
C	BURGLARY 2D COMMERCIAL	9600 N NEWPORT HWY	9/25/2022	P4
C	BURGLARY 2D COMMERCIAL	4400 N NEVADA ST	9/27/2022	P4
C	BURGLARY 2D GARAGE	1000 E EMPIRE AVE	9/30/2022	
C	IBR Purposes Only - Motor Vehicle Theft	9700 N NEWPORT HWY	9/25/2022	P3
C	MAIL THEFT	1100 E EMPIRE AVE	9/28/2022	P3
C	RAPE 3D		9/27/2022	P3
C	RETAIL THEFT WITH SPECIAL CIRCUMSTANCES 3D	7700 N DIVISION ST	9/30/2022	P4
C	ROBBERY 1D COMMERCIAL	6700 N DIVISION ST	9/29/2022	P2
C	ROBBERY 1D PERSON	200 E WEDGEWOOD AVE	9/25/2022	P4
C	ROBBERY 2D COMMERCIAL	4700 N DIVISION ST	9/30/2022	P4
C	THEFT 2D FROM MOTOR VEHICLE	1100 E BRIDGEPORT AVE	9/25/2022	P3
C	THEFT 2D FROM MOTOR VEHICLE	9200 N NEVADA ST	9/27/2022	P3
C	THEFT 2D FROM MOTOR VEHICLE	1100 E GLASS AVE	9/27/2022	P3
C	THEFT 2D SHOPLIFTING	9700 N NEWPORT HWY	9/30/2022	
C	THEFT 3D ALL OTHER	6100 N LIDGERWOOD ST	9/28/2022	P3
C	THEFT 3D ALL OTHER	9200 N NEVADA ST	9/29/2022	P3
C	THEFT 3D ALL OTHER	500 E EMPIRE AVE	9/29/2022	
C	THEFT 3D ALL OTHER	4100 N MAYFAIR ST	10/1/2022	
C	THEFT 3D CITY SHOPLIFTING	9200 N NEVADA ST	9/26/2022	P4
C	THEFT 3D CITY SHOPLIFTING	9200 N COLTON ST	9/27/2022	P4
C	THEFT 3D CITY SHOPLIFTING	9700 N NEWPORT HWY	9/28/2022	P3
C	THEFT 3D FROM MOTOR VEHICLE	1500 E LYONS AVE	9/25/2022	P3
C	THEFT 3D FROM MOTOR VEHICLE	700 E SIERRA AVE	9/26/2022	P3
C	THEFT 3D SHOPLIFTING	9200 N COLTON ST	9/25/2022	P3
C	THEFT 3D SHOPLIFTING	9200 N COLTON ST	9/26/2022	P3
C	THEFT 3D SHOPLIFTING	6100 N DIVISION ST	9/27/2022	P3
C	THEFT 3D SHOPLIFTING	5600 N DIVISION ST	9/27/2022	P3
C	THEFT 3D SHOPLIFTING	5500 N DIVISION ST	9/27/2022	
C	THEFT 3D SHOPLIFTING	6500 N NEVADA ST	9/27/2022	
C	THEFT 3D SHOPLIFTING	7700 N DIVISION ST	9/29/2022	
C	THEFT 3D SHOPLIFTING	4700 N DIVISION ST	10/1/2022	
C	THEFT 3D VEHICLE PARTS AND ACCESSORIES	300 E WELLESLEY AVE	9/27/2022	P3
C	THEFT OF MOTOR VEHICLE	800 E COZZA DR	9/26/2022	P3
C	THEFT OF MOTOR VEHICLE	200 E WEDGEWOOD AVE	9/26/2022	P4

For protection of victim privacy, the entire address on sexual assault crimes has been redacted.

A/C	Offense Statute	Address	Reported Date	Dist
C	THEFT OF MOTOR VEHICLE	500 E HEROY AVE	9/26/2022	P4
C	THEFT OF MOTOR VEHICLE	200 E WEDGEWOOD AVE	9/29/2022	P3
C	THEFT OF MOTOR VEHICLE	6900 N WISCOMB ST	9/30/2022	P3
<u>SPB3WH</u>				
C	ASSAULT 2D	N HELENA ST / E QUEEN AVE	9/27/2022	P3

POLICE SUMMARY - Ending: Saturday, October 1, 2022



NE - Northeast District (P4)

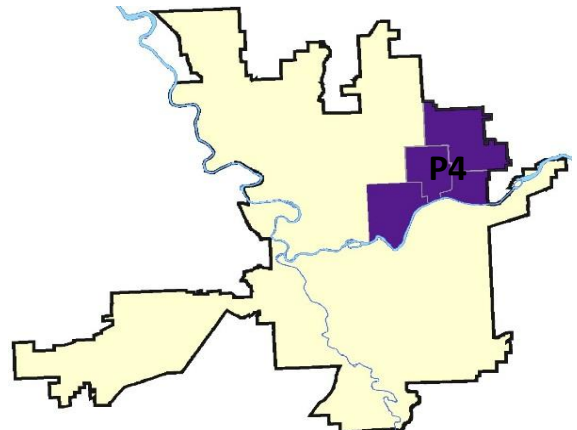
Preliminary IBR Counts

NIBRS Categories (Part 1 Selected)		7 Day Comparison			28 Day Comparison			YTD Comparison		
		Current	Prior	Percent	Current	Prior	Percent	Current	Prior	Percent
Violent	Criminal Homicide	0	0		0	0		0	1	-100.00%
	Rape	1	0		4	0		21	26	-19.23%
	Robbery - Commercial	0	0		0	0		9	6	50.00%
	Robbery - Person	0	0		1	2	-50.00%	20	27	-25.93%
	Aggravated Assault - Non DV	0	2	-100.00%	4	11	-63.64%	72	60	20.00%
	Aggravated Assault - DV	2	1	100.00%	6	1	500.00%	44	45	-2.22%
Violent Total:		3	3	0.00%	15	14	7.14%	166	165	0.61%
Property	Burglary - Residential	2	2	0.00%	8	19	-57.89%	107	98	9.18%
	Burglary Garage	0	2	-100.00%	5	5	0.00%	34	43	-20.93%
	Burglary Commercial	2	1	100.00%	6	6	0.00%	91	48	89.58%
	Larceny	18	15	20.00%	64	83	-22.89%	764	822	-7.06%
	Vehicle Theft	3	12	-75.00%	35	25	40.00%	233	156	49.36%
	Arson	0	0		1	3	-66.67%	10	16	-37.50%
Property Total:		25	32	-21.88%	119	141	-15.60%	1239	1183	4.73%
Preliminary Part 1 Crime Totals:		28	35	-20.00%	134	155	-13.55%	1405	1348	4.23%
Current 7 Day Period:		9/25/2022 - 10/1/2022			Prior 7 Day Period:		9/18/2022 - 9/24/2022			
Current 28 Day Period:		9/4/2022 - 10/1/2022			Prior 28 Day Period:		8/7/2022 - 9/3/2022			
Current YTD Day Period:		1/1/2022 - 10/1/2022			Prior YTD Period:		1/1/2021 - 10/1/2021			

Prepared by SPD Crime Analysis Office - Monday, October 3, 2022

NOTE: SPD moved from UCR to the NIBRS reporting standard on 10/4/16 following the transition to a new RMS System. [Numbers on CompStat reports prior to this date should not be used as a comparison to those on this report.](#) Additional info on these reporting standards can be found on the FBI website: <https://ucr.fbi.gov/nibrs-overview>

This chart represents Preliminary counts of selected crime categories from Police Case Reports. Full statistical analysis to determine the confidence level of this data has not been performed. The % change columns on the preliminary counts differ from the percentage change on the NIBRS crime report, sometimes significantly. The CompStat report is designed for operational use and includes only selected NIBRS categories and coding less complex than full NIBRS rules. Official statistics for these and other NIBRS categories can be found on WASPC & FBI websites once available.



Sunday - Saturday

NE - Northeast District (P4)

9/25/2022 TO 10/1/2022



<u>A/C</u>	<u>Offense Statute</u>	<u>Address</u>	<u>Reported Date</u>	<u>Dist</u>
<u>SPB4BE</u>				
C	ASSAULT 2D	1800 E GLASS AVE	9/29/2022	P4
C	RAPE 2D		9/30/2022	P4
C	THEFT 2D FROM BUILDING	3000 E EUCLID AVE	9/30/2022	
C	THEFT 2D FROM MOTOR VEHICLE	1600 E ROCKWELL AVE	9/28/2022	P4
C	THEFT 3D ALL OTHER	1900 E GLASS AVE	9/27/2022	P4
C	THEFT 3D FROM MOTOR VEHICLE	1600 E ROCKWELL AVE	9/28/2022	P4
C	THEFT 3D VEHICLE PARTS AND ACCESSORIES	2700 E RICH AVE	9/26/2022	P4
C	THEFT 3D VEHICLE PARTS AND ACCESSORIES	4000 N COOK ST	9/29/2022	
C	THEFT OF MOTOR VEHICLE	2300 E EUCLID AVE	9/28/2022	P4
C	THEFT OF MOTOR VEHICLE	2800 N COOK ST	9/28/2022	P4
<u>SPB4HI</u>				
C	ASSAULT 2D	4900 N COOK ST	10/1/2022	P4
C	RESIDENTIAL BURGLARY	6200 N LACEY ST	9/25/2022	P4
<u>SPB4LO</u>				
C	BURGLARY 2D COMMERCIAL	900 E MARIETTA AVE	9/25/2022	P4
C	BURGLARY 2D COMMERCIAL	2500 N DIVISION ST	9/28/2022	P3
C	BURGLARY 2D FENCED AREA	2900 N NEVADA ST	9/25/2022	P1
C	RESIDENTIAL BURGLARY	800 E NORA AVE	9/26/2022	P4
C	THEFT 2D ALL OTHER	400 E SHARP AVE	9/26/2022	P4
C	THEFT 2D VEHICLE PARTS AND ACCESSORIES	200 E MONTGOMERY AVE	9/29/2022	
C	THEFT 3D ALL OTHER	1200 E MISSION AVE	9/25/2022	P4
C	THEFT 3D ALL OTHER	700 E DESMET AVE	9/30/2022	
C	THEFT 3D CITY SHOPLIFTING	200 E NORTH FOOTHILLS DR	9/28/2022	P4
C	THEFT 3D FROM MOTOR VEHICLE	300 E ERMINA AVE	9/25/2022	P4
A	THEFT 3D FROM MOTOR VEHICLE	2200 N HAMILTON ST	9/25/2022	P4
C	THEFT 3D FROM MOTOR VEHICLE	2000 N RUBY ST	9/26/2022	P4
C	THEFT 3D FROM MOTOR VEHICLE	1600 N HAMILTON ST	9/28/2022	P4
C	THEFT 3D SHOPLIFTING	800 E BOONE AVE	9/28/2022	P4
C	THEFT OF MOTOR VEHICLE	900 E NORA AVE	9/26/2022	P4
<u>SPB4MI</u>				
C	THEFT 3D ALL OTHER	4200 E FREDERICK AVE	9/27/2022	P4

SPOKANE POLICE DEPARTMENT



SOUTH **Police Service Area**

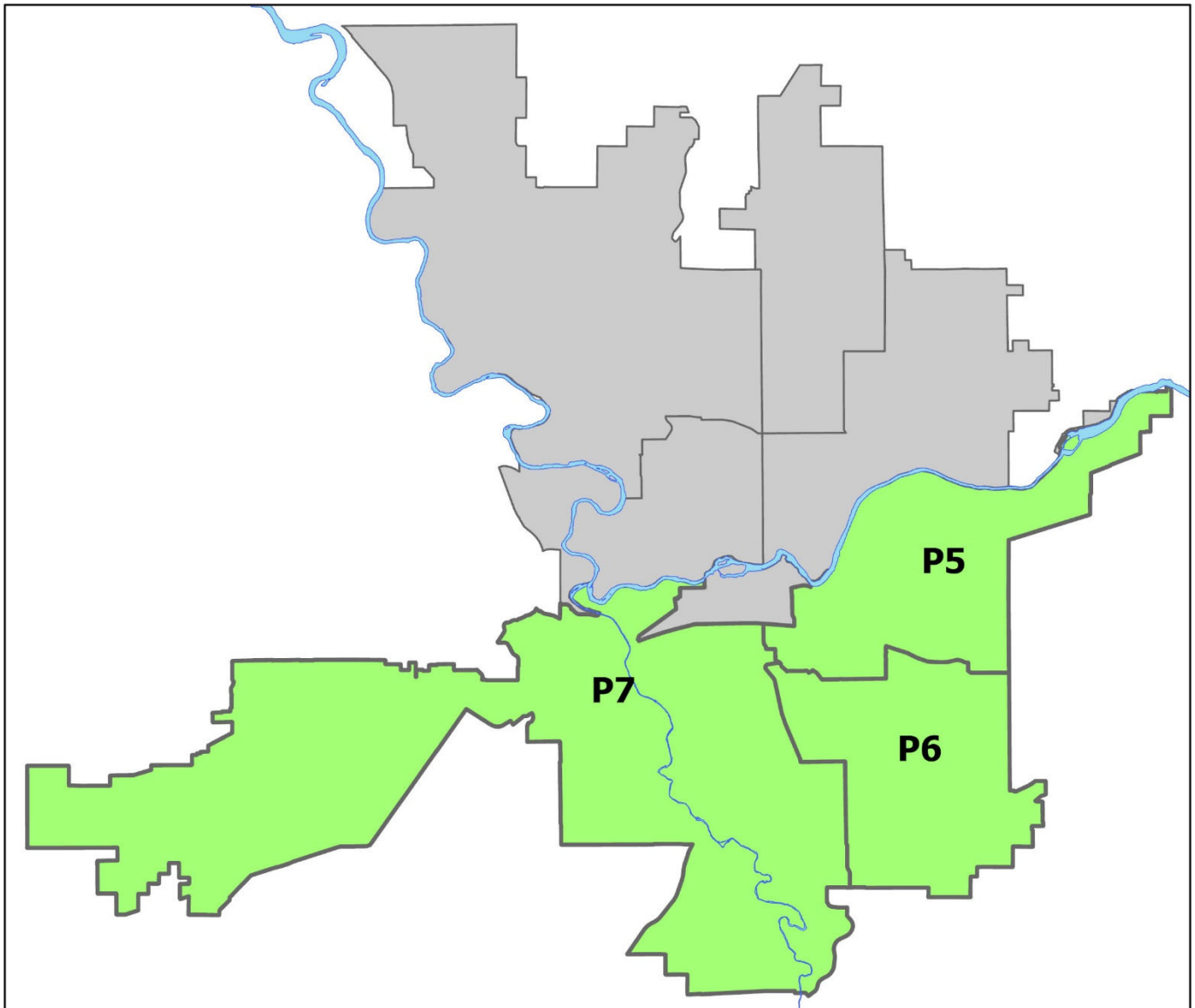
PSA Commander

Captain Matt Cowles

South Central District (P5)

Southeast District (P6)

Southwest District (P7)



POLICE SUMMARY - Ending: Saturday, October 1, 2022

SOUTH PRECINCT (P5, P6, and P7)



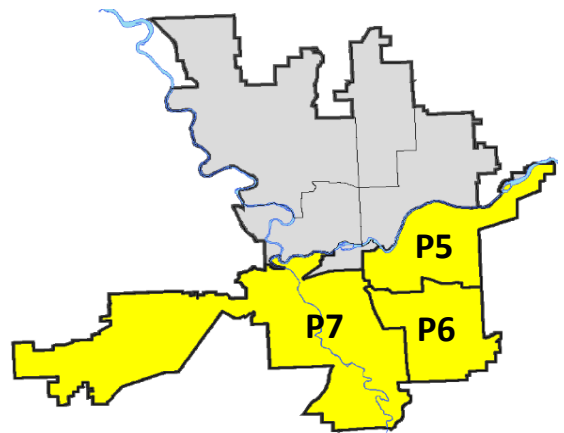
Preliminary IBR Counts

NIBRS Categories (Part 1 Selected)		7 Day Comparison			28 Day Comparison			YTD Comparison		
		Current	Prior	Percent	Current	Prior	Percent	Current	Prior	Percent
Violent	Criminal Homicide	0	0		0	0		1	2	-50.00%
	Rape	1	0		3	4	-25.00%	47	61	-22.95%
	Robbery - Commercial	0	0		0	0		11	7	57.14%
	Robbery - Person	0	1	-100.00%	5	1	400.00%	35	30	16.67%
	Aggravated Assault - Non DV	3	3	0.00%	8	18	-55.56%	103	104	-0.96%
	Aggravated Assault - DV	3	3	0.00%	11	7	57.14%	83	91	-8.79%
Violent Total:		7	7	0.00%	27	30	-10.00%	280	295	-5.08%
Property	Burglary - Residential	0	5	-100.00%	8	19	-57.89%	178	171	4.09%
	Burglary Garage	2	5	-60.00%	17	15	13.33%	118	106	11.32%
	Burglary Commercial	3	3	0.00%	8	25	-68.00%	158	96	64.58%
	Larceny	36	37	-2.70%	145	230	-36.96%	2141	1749	22.41%
	Vehicle Theft	6	10	-40.00%	36	51	-29.41%	406	254	59.84%
	Arson	0	0		1	3	-66.67%	13	26	-50.00%
Property Total:		47	60	-21.67%	215	343	-37.32%	3014	2402	25.48%
Preliminary Part 1 Crime Totals:		54	67	-19.40%	242	373	-35.12%	3294	2697	22.14%
Current 7 Day Period:		9/25/2022 - 10/1/2022			Prior 7 Day Period:		9/18/2022 - 9/24/2022			
Current 28 Day Period:		9/4/2022 - 10/1/2022			Prior 28 Day Period:		8/7/2022 - 9/3/2022			
Current YTD Day Period:		1/1/2022 - 10/1/2022			Prior YTD Period:		1/1/2021 - 10/1/2021			

Prepared by SPD Crime Analysis Office - Monday, October 3, 2022

NOTE: SPD moved from UCR to the NIBRS reporting standard on 10/4/16 following the transition to a new RMS System. [Numbers on CompStat reports prior to this date should not be used as a comparison to those on this report.](#) Additional info on these reporting standards can be found on the FBI website: <https://ucr.fbi.gov/nibrs-overview>

This chart represents Preliminary counts of selected crime categories from Police Case Reports. Full statistical analysis to determine the confidence level of this data has not been performed. The % change columns on the preliminary counts differ from the percentage change on the NIBRS crime report, sometimes significantly. The CompStat report is designed for operational use and includes only selected NIBRS categories and coding less complex than full NIBRS rules. Official statistics for these and other NIBRS categories can be found on WASPC & FBI websites once available.



POLICE SUMMARY - Ending: Saturday, October 1, 2022



SE - South Central District (P5)

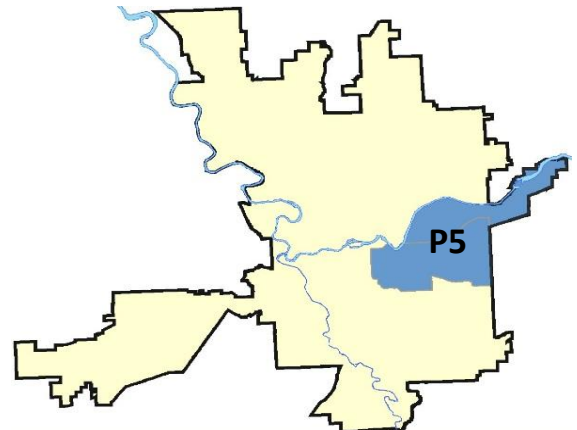
Preliminary IBR Counts

NIBRS Categories (Part 1 Selected)		7 Day Comparison			28 Day Comparison			YTD Comparison		
		Current	Prior	Percent	Current	Prior	Percent	Current	Prior	Percent
Violent	Criminal Homicide	0	0		0	0		0	0	
	Rape	1	0		2	3	-33.33%	18	26	-30.77%
	Robbery - Commercial	0	0		0	0		3	3	0.00%
	Robbery - Person	0	0		1	0		12	17	-29.41%
	Aggravated Assault - Non DV	2	1	100.00%	4	8	-50.00%	49	53	-7.55%
	Aggravated Assault - DV	1	1	0.00%	6	4	50.00%	40	41	-2.44%
Violent Total:		4	2	100.00%	13	15	-13.33%	122	140	-12.86%
Property	Burglary - Residential	0	1	-100.00%	2	8	-75.00%	60	51	17.65%
	Burglary Garage	0	2	-100.00%	7	2	250.00%	37	24	54.17%
	Burglary Commercial	1	3	-66.67%	6	20	-70.00%	98	46	113.04%
	Larceny	8	16	-50.00%	52	76	-31.58%	766	602	27.24%
	Vehicle Theft	3	2	50.00%	18	14	28.57%	173	101	71.29%
	Arson	0	0		0	1	-100.00%	4	16	-75.00%
Property Total:		12	24	-50.00%	85	121	-29.75%	1138	840	35.48%
Preliminary Part 1 Crime Totals:		16	26	-38.46%	98	136	-27.94%	1260	980	28.57%
Current 7 Day Period:		9/25/2022 - 10/1/2022			Prior 7 Day Period:		9/18/2022 - 9/24/2022			
Current 28 Day Period:		9/4/2022 - 10/1/2022			Prior 28 Day Period:		8/7/2022 - 9/3/2022			
Current YTD Day Period:		1/1/2022 - 10/1/2022			Prior YTD Period:		1/1/2021 - 10/1/2021			

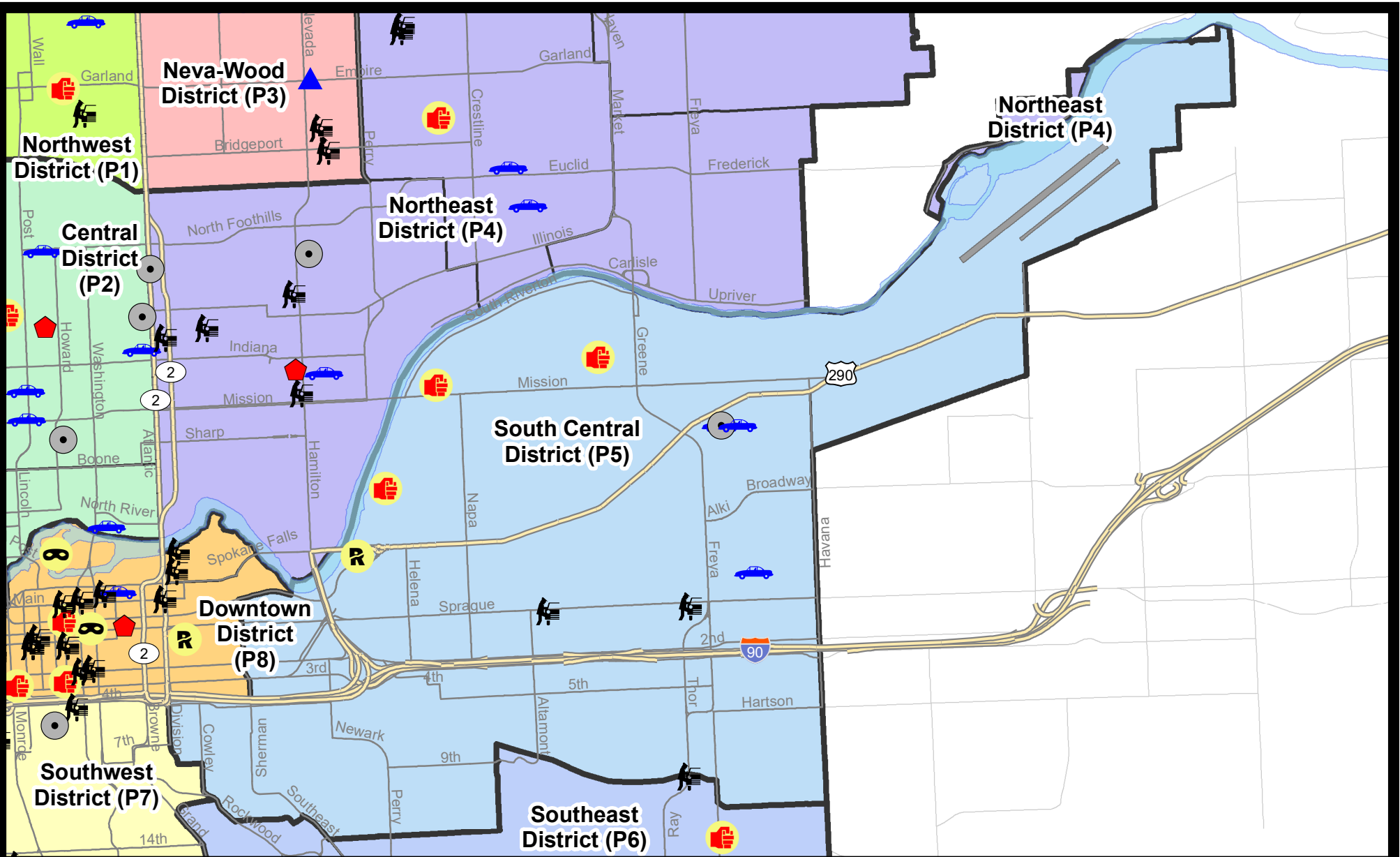
Prepared by SPD Crime Analysis Office - Monday, October 3, 2022

NOTE: SPD moved from UCR to the NIBRS reporting standard on 10/4/16 following the transition to a new RMS System. [Numbers on CompStat reports prior to this date should not be used as a comparison to those on this report.](#) Additional info on these reporting standards can be found on the FBI website: <https://ucr.fbi.gov/nibrs-overview>

This chart represents Preliminary counts of selected crime categories from Police Case Reports. Full statistical analysis to determine the confidence level of this data has not been performed. The % change columns on the preliminary counts differ from the percentage change on the NIBRS crime report, sometimes significantly. The CompStat report is designed for operational use and includes only selected NIBRS categories and coding less complex than full NIBRS rules. Official statistics for these and other NIBRS categories can be found on WASPC & FBI websites once available.



Note: On 2/10/21 a portion of the Police Block SPC5EC became part of the Downtown Precinct (SPD8EC); Consequently activity in P5 will appear lower if compared to printed CompStat reports prior to 2/10/21





City of Spokane
South Central District (P5)
Selected
Crime Types
2022-09-25 to 2022-10-01

Prepared By:
Crime Analysis Unit
Spokane Police Department

Legend

NIBRS Events



Cases Represent LERMS Crime Codes
 Points may indicate multiple events
 Note: Veh Prowl is only Larceny category displayed



For Additional Information on Incidents
 pertaining to an Area, Trend, or Pattern
 Contact Information Analysis

0 0.2 0.4 0.6 0.8 1 Miles



THIS IS NOT A LEGAL DOCUMENT:
 The information shown on this map is compiled
 from various sources and is subject to constant
 revision. Information shown on this map should
 not be used to determine the location of facilities
 in relationship to property lines, section lines,
 streets, etc.

Sunday - Saturday

SE - South Central District (P5)

9/25/2022 TO 10/1/2022



<u>A/C</u>	<u>Offense Statute</u>	<u>Address</u>	<u>Reported Date</u>	<u>Dist</u>
<u>SPC5EC</u>				
C	BURGLARY 2D COMMERCIAL	3700 E BOONE AVE	10/1/2022	P6
C	RAPE 3D		9/25/2022	P6
C	THEFT 2D ALL OTHER	2500 E RIVERSIDE AVE	9/26/2022	P5
C	THEFT 2D FROM BUILDING	400 S THOR ST	9/26/2022	P5
C	THEFT 2D FROM BUILDING	1300 E SPRAGUE AVE	9/29/2022	
C	THEFT 2D FROM MOTOR VEHICLE	3400 E SPRAGUE AVE	9/27/2022	P5
C	THEFT 3D CITY FROM MOTOR VEHICLE	2500 E SPRAGUE AVE	9/26/2022	P5
C	THEFT 3D VEHICLE PARTS AND ACCESSORIES	3000 E SPRAGUE AVE	9/26/2022	P5
C	THEFT OF MOTOR VEHICLE	E MAIN AVE / N JULIA ST	9/26/2022	P6
C	THEFT OF MOTOR VEHICLE	3800 E BOONE AVE	9/28/2022	P6
C	THEFT OF MOTOR VEHICLE	3700 E BOONE AVE	9/29/2022	P6
<u>SPC5GP</u>				
C	ASSAULT 2D	2900 E NORA AVE	9/26/2022	P6
C	ASSAULT 2D	1800 E MARSHALL AVE	9/28/2022	P6
C	DRIVE BY SHOOTING	900 N HOGAN ST	9/30/2022	P6
C	THEFT 2D ALL OTHER	1100 N MADELIA ST	9/27/2022	P6
C	THEFT 3D FROM BUILDING	1500 N REGAL ST	9/26/2022	P5

POLICE SUMMARY - Ending: Saturday, October 1, 2022



SE - Southeast District (P6)

Preliminary IBR Counts

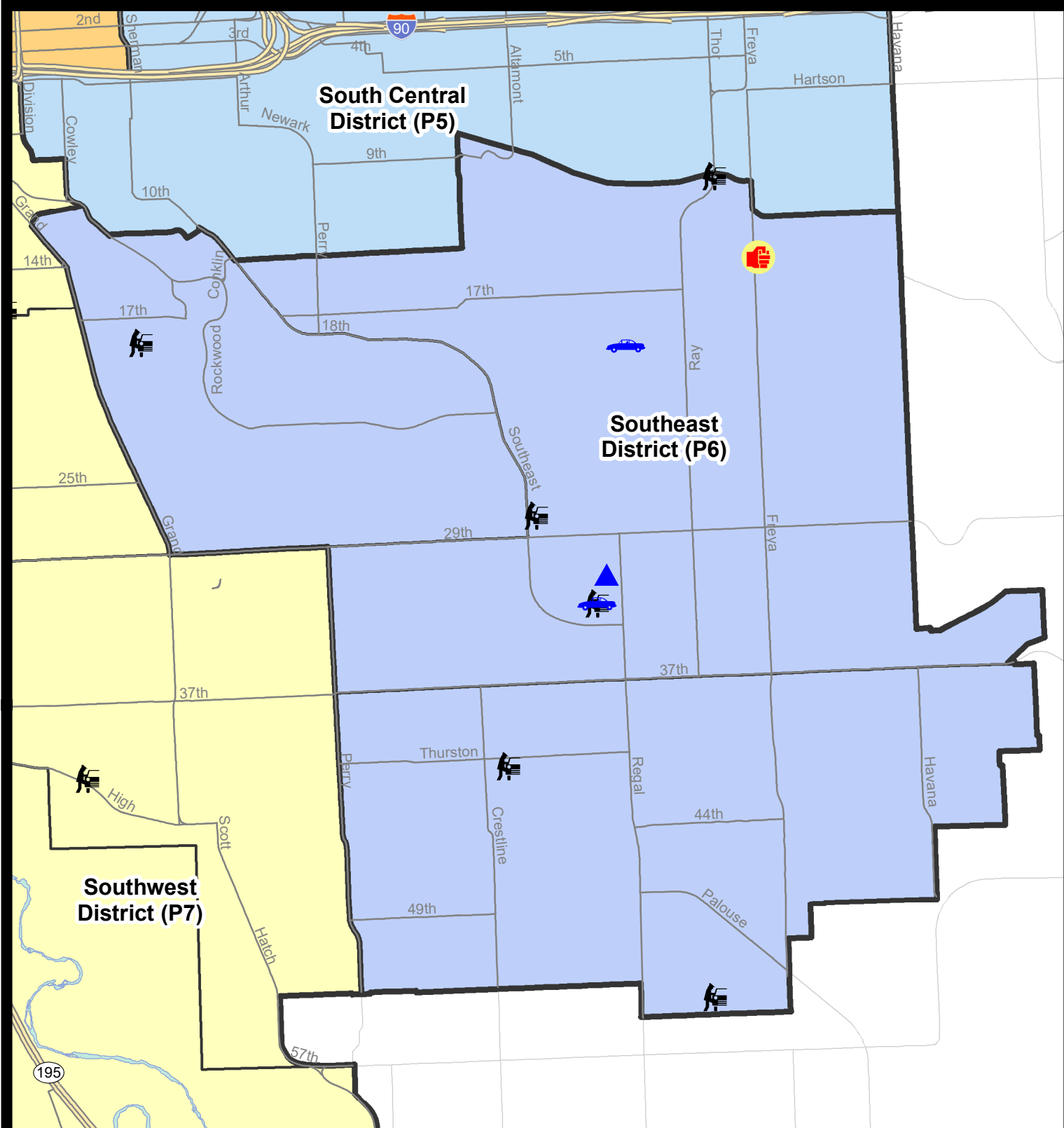
NIBRS Categories (Part 1 Selected)		7 Day Comparison			28 Day Comparison			YTD Comparison		
		Current	Prior	Percent	Current	Prior	Percent	Current	Prior	Percent
Violent	Criminal Homicide	0	0		0	0		0	0	
	Rape	0	0		0	0		6	6	0.00%
	Robbery - Commercial	0	0		0	0		2	1	100.00%
	Robbery - Person	0	1	-100.00%	2	0		6	3	100.00%
	Aggravated Assault - Non DV	0	0		0	3	-100.00%	11	12	-8.33%
	Aggravated Assault - DV	1	2	-50.00%	4	0		18	14	28.57%
Violent Total:		1	3	-66.67%	6	3	100.00%	43	36	19.44%
Property	Burglary - Residential	0	0		2	7	-71.43%	57	44	29.55%
	Burglary Garage	1	1	0.00%	4	6	-33.33%	31	33	-6.06%
	Burglary Commercial	0	0		0	2	-100.00%	18	12	50.00%
	Larceny	12	6	100.00%	37	58	-36.21%	436	376	15.96%
	Vehicle Theft	2	3	-33.33%	7	12	-41.67%	77	45	71.11%
	Arson	0	0		0	1	-100.00%	2	4	-50.00%
Property Total:		15	10	50.00%	50	86	-41.86%	621	514	20.82%
Preliminary Part 1 Crime Totals:		16	13	23.08%	56	89	-37.08%	664	550	20.73%
Current 7 Day Period:		9/25/2022 - 10/1/2022			Prior 7 Day Period:		9/18/2022 - 9/24/2022			
Current 28 Day Period:		9/4/2022 - 10/1/2022			Prior 28 Day Period:		8/7/2022 - 9/3/2022			
Current YTD Day Period:		1/1/2022 - 10/1/2022			Prior YTD Period:		1/1/2021 - 10/1/2021			

Prepared by SPD Crime Analysis Office - Monday, October 3, 2022

NOTE: SPD moved from UCR to the NIBRS reporting standard on 10/4/16 following the transition to a new RMS System. [Numbers on CompStat reports prior to this date should not be used as a comparison to those on this report.](#) Additional info on these reporting standards can be found on the FBI website: <https://ucr.fbi.gov/nibrs-overview>

This chart represents Preliminary counts of selected crime categories from Police Case Reports. Full statistical analysis to determine the confidence level of this data has not been performed. The % change columns on the preliminary counts differ from the percentage change on the NIBRS crime report, sometimes significantly. The CompStat report is designed for operational use and includes only selected NIBRS categories and coding less complex than full NIBRS rules. Official statistics for these and other NIBRS categories can be found on WASPC & FBI websites once available.





City of Spokane
Southeast District (P6)
Selected Crime Codes
2022-09-25 to 2022-10-01
 Prepared By:
Crime Analysis Unit
Spokane Police Department

Legend

NIBRS Events



Criminal Homicide



Rape



Robbery Commercial



Robbery Person



Aggravated Assault



Burglary Residential



Burglary Garage



Burglary Commercial



Vehicle Prowling



Vehicle Theft



Arson



Cases Represent LERMS Crime Codes
 Points may indicate multiple events
 Note: Veh Prowl is only Larceny displayed

For Additional Information on
 Incidents pertaining to an
 Area, Trend, or Pattern
 Contact Information Analysis

0 0.15 0.3 0.6 Miles



THIS IS NOT A LEGAL DOCUMENT:
 The information shown on this map is compiled
 from various sources and is subject to constant
 revision. Information shown on this map should
 not be used to determine the location of facilities
 in relationship to property lines, section lines,
 streets, etc.

Sunday - Saturday

SE - Southeast District (P6)

9/25/2022 TO 10/1/2022



<u>A/C</u>	<u>Offense Statute</u>	<u>Address</u>	<u>Reported Date</u>	<u>Dist</u>
<u>SPC6LH</u>				
C	ASSAULT 3D WEAPON OR NEGLIGENT INJURY	3600 E 15TH AVE	9/28/2022	P6
C	BURGLARY 2D GARAGE	2700 E 31ST AVE	9/27/2022	
C	THEFT 1D FROM MOTOR VEHICLE	2700 E 33RD AVE	9/29/2022	P6
C	THEFT 2D FROM MOTOR VEHICLE	2500 E 29TH AVE	9/26/2022	P6
C	THEFT 2D FROM MOTOR VEHICLE	E 11TH AVE / S THOR ST	9/27/2022	
C	THEFT 3D ALL OTHER	3000 E 30TH AVE	9/27/2022	
C	THEFT 3D ALL OTHER	2000 E 17TH AVE	9/29/2022	
A	THEFT 3D VEHICLE PARTS AND ACCESSORIES	3000 E 30TH AVE	9/26/2022	P6
A	THEFT 3D VEHICLE PARTS AND ACCESSORIES	3000 E 30TH AVE	9/26/2022	P6
C	THEFT 3D VEHICLE PARTS AND ACCESSORIES	2800 E 29TH AVE	10/1/2022	
C	THEFT OF MOTOR VEHICLE	1900 S MT VERNON DR	9/28/2022	P6
C	THEFT OF MOTOR VEHICLE	2700 E 33RD AVE	9/29/2022	P6
<u>SPC6RW</u>				
C	THEFT 2D FROM MOTOR VEHICLE	500 E 18TH AVE	9/27/2022	P6
<u>SPC6SG</u>				
C	THEFT 2D FROM BUILDING	3000 E 37TH AVE	9/26/2022	P6
C	THEFT 2D FROM MOTOR VEHICLE	3300 E 55TH AVE	9/29/2022	P3
C	THEFT OF A FIREARM FROM MOTOR VEHICLE	4100 S LEE ST	9/28/2022	P6

POLICE SUMMARY - Ending: Saturday, October 1, 2022



SW - Southwest District (P7)

Preliminary IBR Counts

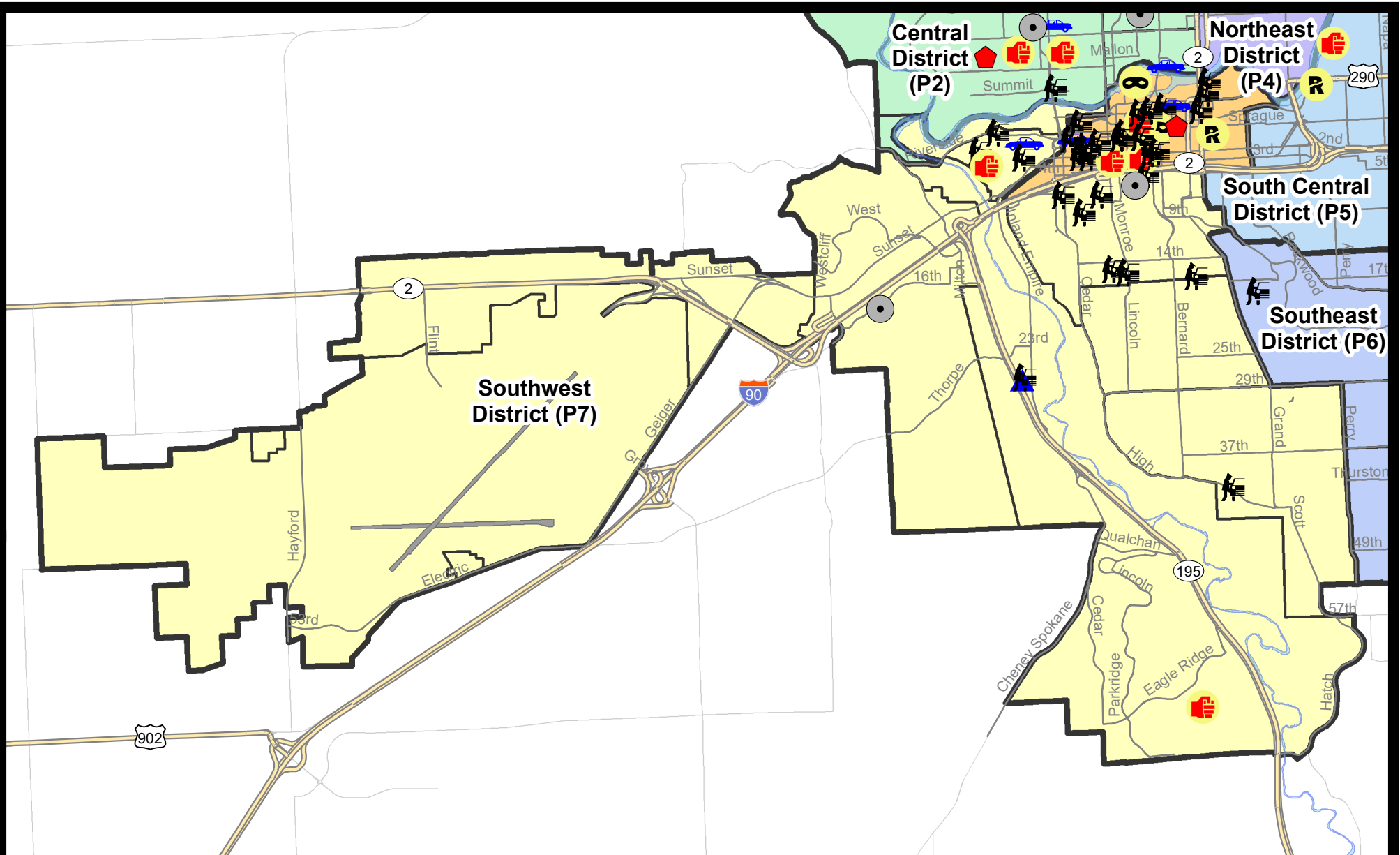
NIBRS Categories (Part 1 Selected)		7 Day Comparison			28 Day Comparison			YTD Comparison		
		Current	Prior	Percent	Current	Prior	Percent	Current	Prior	Percent
Violent	Criminal Homicide	0	0		0	0		1	2	-50.00%
	Rape	0	0		1	1	0.00%	23	29	-20.69%
	Robbery - Commercial	0	0		0	0		6	3	100.00%
	Robbery - Person	0	0		2	1	100.00%	17	10	70.00%
	Aggravated Assault - Non DV	1	2	-50.00%	4	7	-42.86%	43	39	10.26%
	Aggravated Assault - DV	1	0		1	3	-66.67%	25	36	-30.56%
Violent Total:		2	2	0.00%	8	12	-33.33%	115	119	-3.36%
Property	Burglary - Residential	0	4	-100.00%	4	4	0.00%	61	76	-19.74%
	Burglary Garage	1	2	-50.00%	6	7	-14.29%	50	49	2.04%
	Burglary Commercial	2	0		2	3	-33.33%	42	38	10.53%
	Larceny	16	15	6.67%	56	96	-41.67%	939	771	21.79%
	Vehicle Theft	1	5	-80.00%	11	25	-56.00%	156	108	44.44%
	Arson	0	0		1	1	0.00%	7	6	16.67%
Property Total:		20	26	-23.08%	80	136	-41.18%	1255	1048	19.75%
Preliminary Part 1 Crime Totals:		22	28	-21.43%	88	148	-40.54%	1370	1167	17.40%
Current 7 Day Period:		9/25/2022 - 10/1/2022			Prior 7 Day Period:		9/18/2022 - 9/24/2022			
Current 28 Day Period:		9/4/2022 - 10/1/2022			Prior 28 Day Period:		8/7/2022 - 9/3/2022			
Current YTD Day Period:		1/1/2022 - 10/1/2022			Prior YTD Period:		1/1/2021 - 10/1/2021			

Prepared by SPD Crime Analysis Office - Monday, October 3, 2022

NOTE: SPD moved from UCR to the NIBRS reporting standard on 10/4/16 following the transition to a new RMS System. [Numbers on CompStat reports prior to this date should not be used as a comparison to those on this report.](#) Additional info on these reporting standards can be found on the FBI website: <https://ucr.fbi.gov/nibrs-overview>

This chart represents Preliminary counts of selected crime categories from Police Case Reports. Full statistical analysis to determine the confidence level of this data has not been performed. The % change columns on the preliminary counts differ from the percentage change on the NIBRS crime report, sometimes significantly. The CompStat report is designed for operational use and includes only selected NIBRS categories and coding less complex than full NIBRS rules. Official statistics for these and other NIBRS categories can be found on WASPC & FBI websites once available.





City of Spokane
Southwest District (P7)
Selected
Crime Types
2022-09-25 to 2022-10-01
 Prepared By:
 Crime Analysis Unit
 Spokane Police Department

Legend

NIBRS Events

- | | | | |
|-------------------|--------------------|----------------------|---------------------|
| Criminal Homicide | Robbery Commercial | Aggravated Assault | Burglary Commercial |
| Rape | Robbery Person | Burglary Residential | Vehicle Prowling |
| | | Burglary Garage | Vehicle Theft |
| | | | Arson |

Cases Represent LERMS Crime Codes
 Points may indicate multiple events
 Note: Veh Prowl is only Larceny category displayed



For Additional Information on Incidents
 pertaining to an Area, Trend, or Pattern
 Contact Information Analysis

0 0.2 0.4 0.6 0.8 1 1.2 1.4 1.6 Miles



THIS IS NOT A LEGAL DOCUMENT:
 The information shown on this map is compiled
 from various sources and is subject to constant
 revision. Information shown on this map should
 not be used to determine the location of facilities
 in relationship to property lines, section lines,
 streets, etc.



Sunday - Saturday

SE - Southwest District (P7)

9/25/2022 TO 10/1/2022



<u>A/C</u>	<u>Offense Statute</u>	<u>Address</u>	<u>Reported Date</u>	<u>Dist</u>
A	THEFT 3D FROM MOTOR VEHICLE	W 7TH AVE / S LINCOLN ST	9/25/2022	P7
<u>SPD7BA</u>				
C	ASSAULT OF A CHILD 3D WEAPON OR NEGLIGENT INJURY	2300 W 3RD AVE	9/27/2022	P5
C	THEFT 2D FROM MOTOR VEHICLE	W PACIFIC AVE / S POPLAR ST	9/29/2022	
C	THEFT 3D FROM MOTOR VEHICLE	2100 W RIVERSIDE AVE	9/27/2022	P7
C	THEFT 3D FROM MOTOR VEHICLE	1900 W 2ND AVE	9/29/2022	
C	THEFT OF MOTOR VEHICLE	1900 W 1ST AVE	9/30/2022	P7
<u>SPD7CH</u>				
C	BURGLARY 2D COMMERCIAL	700 W 5TH AVE	9/27/2022	P5
C	THEFT 2D FROM MOTOR VEHICLE	1500 W 6TH AVE	9/25/2022	P7
C	THEFT 2D FROM MOTOR VEHICLE	500 W 4TH AVE	9/25/2022	P7
C	THEFT 2D FROM MOTOR VEHICLE	1400 S MONROE ST	9/27/2022	P7
C	THEFT 2D FROM MOTOR VEHICLE	1500 S LINCOLN ST	9/28/2022	P7
A	THEFT 3D CITY ALL OTHER	1000 S CEDAR ST	9/28/2022	P7
C	THEFT 3D FROM MOTOR VEHICLE	100 W 16TH AVE	9/27/2022	P7
C	THEFT 3D FROM MOTOR VEHICLE	W 8TH AVE / S ADAMS ST	9/28/2022	P7
C	THEFT 3D FROM MOTOR VEHICLE	1100 W 6TH AVE	9/27/2022	
<u>SPD7CS</u>				
C	THEFT 3D FROM MOTOR VEHICLE	100 E HIGH DR	9/26/2022	P7
<u>SPD7GT</u>				
C	BURGLARY 2D COMMERCIAL	3600 W GRANDVIEW AVE	9/26/2022	P7
<u>SPD7LC</u>				
C	ASSAULT 2D	6700 S ECHO RIDGE ST	10/1/2022	P7
C	BURGLARY 2D GARAGE	2000 W 27TH AVE	9/29/2022	P7
C	THEFT 3D ALL OTHER	2300 W 16TH AVE	9/25/2022	P7
A	THEFT 3D FROM MOTOR VEHICLE	1900 W 27TH AVE	9/25/2022	P7
<u>SPD7WH</u>				
C	THEFT 2D ALL OTHER	4300 W SUNSET HWY	9/28/2022	P7

SPOKANE POLICE DEPARTMENT

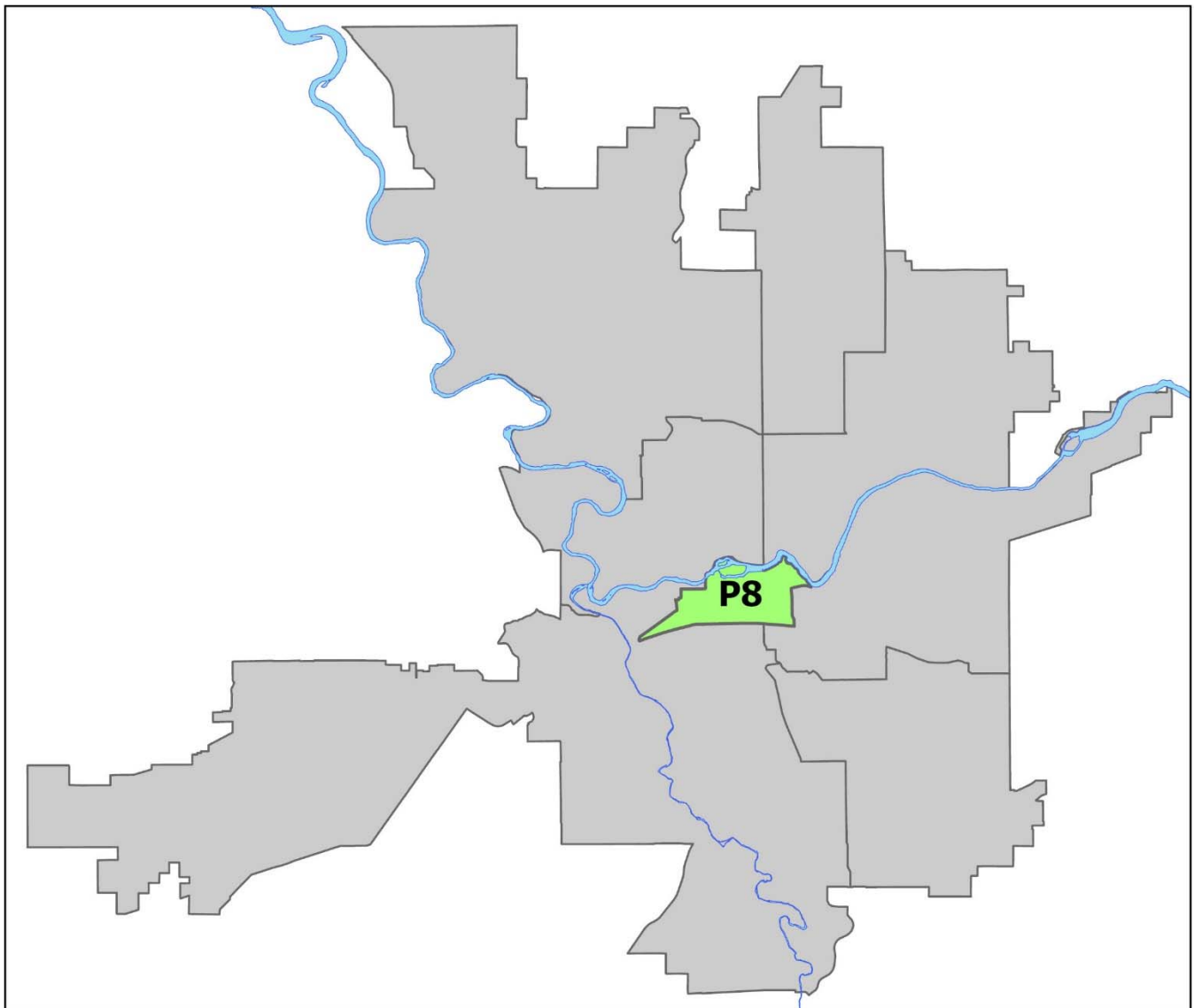
DOWNTOWN

Police Service Area



PSA Commander

Captain David Singley



POLICE SUMMARY - Ending: Saturday, October 1, 2022

DOWNTOWN PRECINCT (P8)



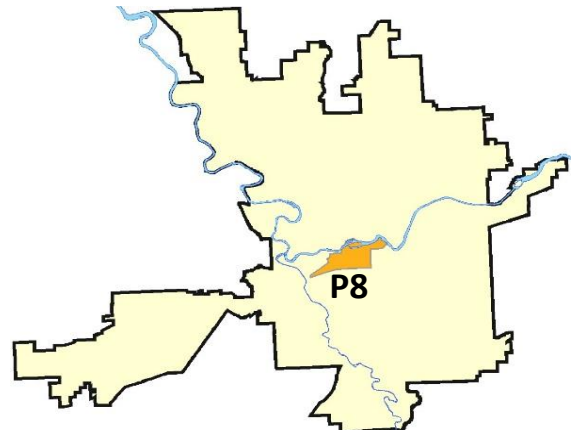
Preliminary IBR Counts

NIBRS Categories (Part 1 Selected)		7 Day Comparison			28 Day Comparison			YTD Comparison		
		Current	Prior	Percent	Current	Prior	Percent	Current	Prior	Percent
Violent	Criminal Homicide	0	0		1	0		4	2	100.00%
	Rape	1	1	0.00%	3	1	200.00%	27	21	28.57%
	Robbery - Commercial	0	0		0	0		9	10	-10.00%
	Robbery - Person	2	0		4	3	33.33%	41	35	17.14%
	Aggravated Assault - Non DV	2	4	-50.00%	9	11	-18.18%	83	91	-8.79%
	Aggravated Assault - DV	1	0		4	2	100.00%	17	15	13.33%
Violent Total:		6	5	20.00%	21	17	23.53%	181	174	4.02%
Property	Burglary - Residential	1	1	0.00%	2	6	-66.67%	30	30	0.00%
	Burglary Garage	0	0		0	0		6	6	0.00%
	Burglary Commercial	0	1	-100.00%	4	3	33.33%	68	85	-20.00%
	Larceny	28	17	64.71%	75	91	-17.58%	1128	686	64.43%
	Vehicle Theft	2	1	100.00%	9	13	-30.77%	107	54	98.15%
	Arson	0	0		0	0		5	12	-58.33%
Property Total:		31	20	55.00%	90	113	-20.35%	1344	873	53.95%
Preliminary Part 1 Crime Totals:		37	25	48.00%	111	130	-14.62%	1525	1047	45.65%
Current 7 Day Period:		9/25/2022 - 10/1/2022			Prior 7 Day Period:		9/18/2022 - 9/24/2022			
Current 28 Day Period:		9/4/2022 - 10/1/2022			Prior 28 Day Period:		8/7/2022 - 9/3/2022			
Current YTD Day Period:		1/1/2022 - 10/1/2022			Prior YTD Period:		1/1/2021 - 10/1/2021			

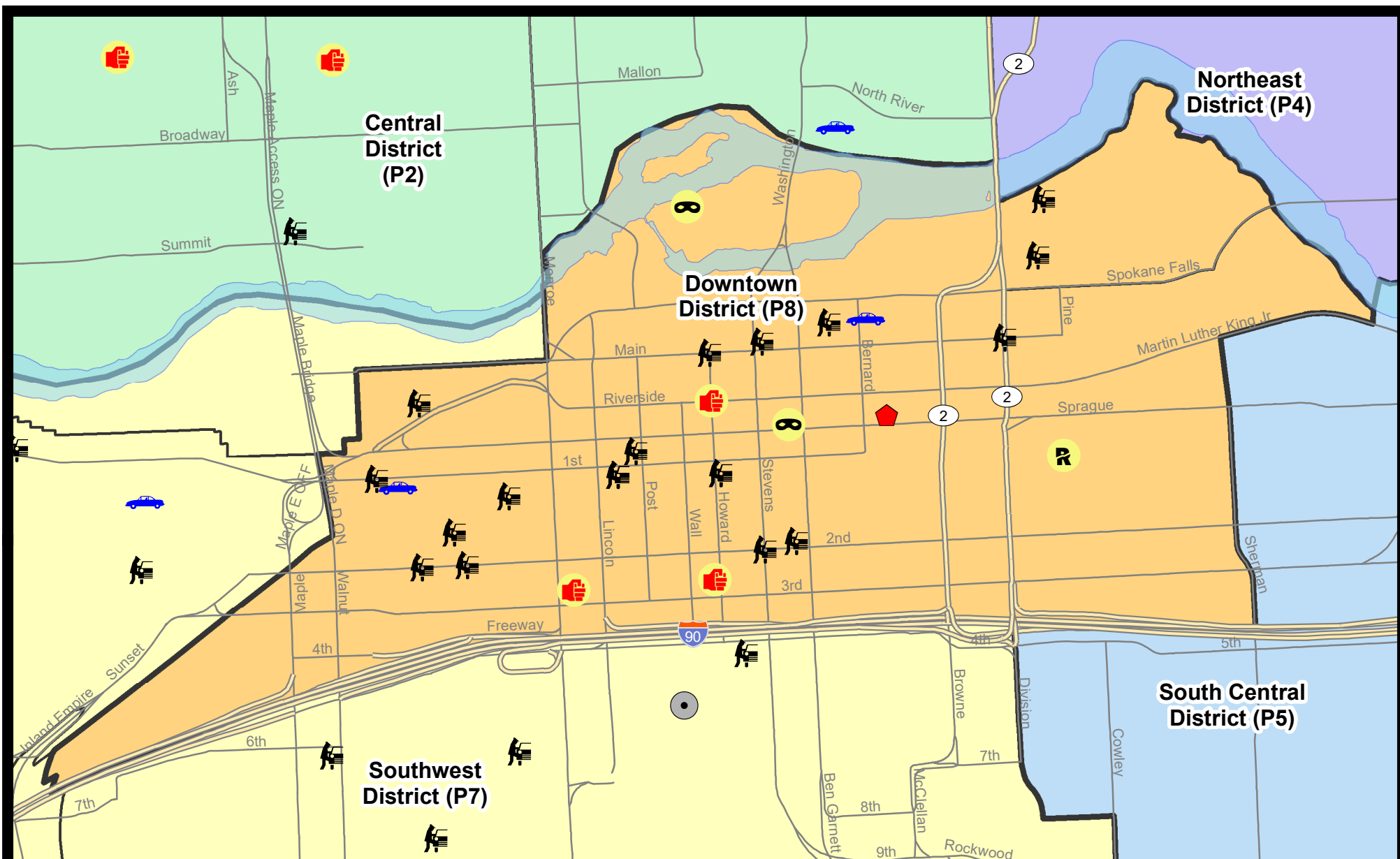
Prepared by SPD Crime Analysis Office - Monday, October 3, 2022

NOTE: SPD moved from UCR to the NIBRS reporting standard on 10/4/16 following the transition to a new RMS System. [Numbers on CompStat reports prior to this date should not be used as a comparison to those on this report.](#) Additional info on these reporting standards can be found on the FBI website: <https://ucr.fbi.gov/nibrs-overview>

This chart represents Preliminary counts of selected crime categories from Police Case Reports. Full statistical analysis to determine the confidence level of this data has not been performed. The % change columns on the preliminary counts differ from the percentage change on the NIBRS crime report, sometimes significantly. The CompStat report is designed for operational use and includes only selected NIBRS categories and coding less complex than full NIBRS rules. Official statistics for these and other NIBRS categories can be found on WASPC & FBI websites once available.



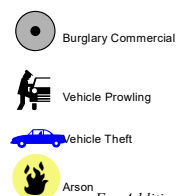
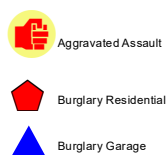

Note: On 2/10/21 a portion of the Police Block SPC5EC became part of the Downtown Precinct (SPD8EC); Consequently activity in P8 will appear higher if compared to printed CompStat reports prior to 2/10/21



City of Spokane
Downtown District (P8)
Selected
Crime Types
2022-09-25 to 2022-10-01
 Prepared By:
 Crime Analysis Unit
 Spokane Police Department

Legend

NIBRS Events



Cases Represent LERMS Crime Codes
 Points may indicate multiple events
 Note: Veh Prowl is only Larceny category displayed



For Additional Information on Incidents
 pertaining to an Area, Trend, or Pattern
 Contact Information Analysis

0 0.2 Miles



THIS IS NOT A LEGAL DOCUMENT:
 The information shown on this map is compiled
 from various sources and is subject to constant
 revision. Information shown on this map should
 not be used to determine the location of facilities
 in relationship to property lines, section lines,
 streets, etc.



Sunday - Saturday

SW - Downtown District (P8)

9/25/2022 TO 10/1/2022



<u>A/C</u>	<u>Offense Statute</u>	<u>Address</u>	<u>Reported Date</u>	<u>Dist</u>
<u>SPD8EC</u>				
C	RAPE 2D		9/26/2022	P8
C	THEFT 2D FROM BUILDING	200 E 2ND AVE	9/29/2022	P8
C	THEFT 2D FROM MOTOR VEHICLE	N DIVISION ST / E MAIN AVE	9/28/2022	P8
C	THEFT 3D CITY SHOPLIFTING	S DIVISION ST / E 2ND AVE	9/25/2022	P8
<u>SPD8RS</u>				
C	ASSAULT 3D WEAPON OR NEGLIGENT INJURY	900 W 3RD AVE	9/28/2022	P8
C	BURGLARY 1D FROM RESIDENCE	200 W SPRAGUE AVE	9/26/2022	P5
C	HARASSMENT FELONY WEAPON INVOLVED	W RIVERSIDE AVE / N HOWARD ST	9/30/2022	P8
C	IBR Purposes Only - Aggravated Assault	200 S HOWARD ST	9/26/2022	P8
C	ROBBERY 1D PERSON	400 W SPRAGUE AVE	9/27/2022	P8
C	ROBBERY 2D PERSON	500 N HOWARD ST	9/28/2022	P8
C	THEFT 2D FROM BUILDING	500 S CANNON ST	9/27/2022	P8
C	THEFT 2D FROM MOTOR VEHICLE	0 S POST ST	9/26/2022	P8
C	THEFT 2D FROM MOTOR VEHICLE	800 W 1ST AVE	9/25/2022	P8
C	THEFT 2D FROM MOTOR VEHICLE	400 N RIVERPOINT BLVD	9/26/2022	P8
C	THEFT 2D FROM MOTOR VEHICLE	400 W MAIN AVE	9/26/2022	P8
C	THEFT 2D FROM MOTOR VEHICLE	100 S HOWARD ST	9/27/2022	P8
C	THEFT 2D FROM MOTOR VEHICLE	100 S JEFFERSON ST	9/25/2022	
C	THEFT 3D ALL OTHER	700 W 3RD AVE	9/26/2022	P8
C	THEFT 3D ALL OTHER	900 W SPRAGUE AVE	9/26/2022	P8
C	THEFT 3D ALL OTHER	200 W RIVERSIDE AVE	9/30/2022	P8
C	THEFT 3D FROM BUILDING	700 W RIVERSIDE AVE	9/29/2022	P8
C	THEFT 3D FROM BUILDING	700 W RIVERSIDE AVE	9/29/2022	P8
C	THEFT 3D FROM MOTOR VEHICLE	W 2ND AVE / S JEFFERSON ST	9/25/2022	P8
C	THEFT 3D FROM MOTOR VEHICLE	100 S HOWARD ST	9/25/2022	P8
C	THEFT 3D FROM MOTOR VEHICLE	800 W 1ST AVE	9/26/2022	P8
C	THEFT 3D FROM MOTOR VEHICLE	1200 W RIVERSIDE AVE	9/27/2022	P8
C	THEFT 3D FROM MOTOR VEHICLE	S MADISON ST / W RAILROAD ALLEY AVE	9/27/2022	P8
C	THEFT 3D FROM MOTOR VEHICLE	N HOWARD ST / W MAIN AVE	9/26/2022	P8
A	THEFT 3D FROM MOTOR VEHICLE	S CEDAR ST / W 1ST AVE	9/28/2022	P8
C	THEFT 3D FROM MOTOR VEHICLE	300 W SPOKANE FALLS BLVD	9/28/2022	P8
C	THEFT 3D FROM MOTOR VEHICLE	S STEVENS ST / W 2ND AVE	9/26/2022	
C	THEFT 3D FROM MOTOR VEHICLE	S ADAMS ST / W 2ND AVE	9/30/2022	
C	THEFT 3D VEHICLE PARTS AND ACCESSORIES	800 W 1ST AVE	9/27/2022	
C	THEFT OF A FIREARM FROM MOTOR VEHICLE	300 N RIVERPOINT BLVD	9/28/2022	P8
C	THEFT OF A FIREARM FROM MOTOR VEHICLE	400 W 2ND AVE	9/30/2022	P3
C	THEFT OF MOTOR VEHICLE	200 N BERNARD ST	9/29/2022	P8
C	THEFT OF MOTOR VEHICLE	1300 W 1ST AVE	10/1/2022	P8

For protection of victim privacy, the entire address on sexual assault crimes has been redacted.

POLICE SUMMARY - Ending: Saturday, October 1, 2022



Other Jurisdiction or Unk District

Preliminary IBR Counts

NIBRS Categories (Part 1 Selected)		7 Day Comparison			28 Day Comparison			YTD Comparison		
		Current	Prior	Percent	Current	Prior	Percent	Current	Prior	Percent
Violent	Criminal Homicide	0	0		0	0		0	0	
	Rape	0	0		0	0		3	5	-40.00%
	Robbery - Commercial	0	0		0	0		0	0	
	Robbery - Person	0	0		0	0		0	0	
	Aggravated Assault - Non DV	0	0		0	0		2	1	100.00%
	Aggravated Assault - DV	0	1	-100.00%	1	0		3	0	
Violent Total:		0	1	-100.00%	1	0		8	6	33.33%
Property	Burglary - Residential	0	1	-100.00%	1	0		2	0	
	Burglary Garage	2	5	-60.00%	14	2	600.00%	16	1	1500.00%
	Burglary Commercial	0	0		0	2	-100.00%	5	0	
	Larceny	25	65	-61.54%	204	42	385.71%	288	15	1820.00%
	Vehicle Theft	0	1	-100.00%	1	0		4	7	-42.86%
	Arson	0	0		0	0		0	0	
Property Total:		27	72	-62.50%	220	46	378.26%	315	23	1269.57%
Preliminary Part 1 Crime Totals:		27	73	-63.01%	221	46	380.43%	323	29	1013.79%
Current 7 Day Period:		9/25/2022 - 10/1/2022			Prior 7 Day Period:		9/18/2022 - 9/24/2022			
Current 28 Day Period:		9/4/2022 - 10/1/2022			Prior 28 Day Period:		8/7/2022 - 9/3/2022			
Current YTD Day Period:		1/1/2022 - 10/1/2022			Prior YTD Period:		1/1/2021 - 10/1/2021			

Prepared by SPD Crime Analysis Office - Monday, October 3, 2022

NOTE: SPD moved from UCR to the NIBRS reporting standard on 10/4/16 following the transition to a new RMS System. [Numbers on CompStat reports prior to this date should not be used as a comparison to those on this report.](#) Additional info on these reporting standards can be found on the FBI website: <https://ucr.fbi.gov/nibrs-overview>

This chart represents Preliminary counts of selected crime categories from Police Case Reports. Full statistical analysis to determine the confidence level of this data has not been performed. The % change columns on the preliminary counts differ from the percentage change on the NIBRS crime report, sometimes significantly. The CompStat report is designed for operational use and includes only selected NIBRS categories and coding less complex than full NIBRS rules. Official statistics for these and other NIBRS categories can be found on WASPC & FBI websites once available.

Sunday - Saturday

9/25/2022 TO 10/1/2022

Other Jurisdiction/Unk District



<u>A/C</u>	<u>Offense Statute</u>	<u>Address</u>	<u>Reported Date</u>	<u>Dist</u>
C	BURGLARY 2D GARAGE		9/26/2022	
C	BURGLARY 2D GARAGE		9/26/2022	
C	THEFT 1D FROM MOTOR VEHICLE		9/26/2022	
C	THEFT 2D FROM MOTOR VEHICLE		9/25/2022	
C	THEFT 2D FROM MOTOR VEHICLE		9/25/2022	
C	THEFT 2D FROM MOTOR VEHICLE		9/25/2022	
C	THEFT 2D FROM MOTOR VEHICLE		9/26/2022	
C	THEFT 2D FROM MOTOR VEHICLE		9/26/2022	
C	THEFT 3D ALL OTHER		9/25/2022	
C	THEFT 3D ALL OTHER		9/26/2022	
C	THEFT 3D ALL OTHER		9/26/2022	
C	THEFT 3D ALL OTHER		9/26/2022	
C	THEFT 3D FROM BUILDING		9/25/2022	
C	THEFT 3D FROM MOTOR VEHICLE		9/25/2022	
C	THEFT 3D FROM MOTOR VEHICLE		9/25/2022	
C	THEFT 3D FROM MOTOR VEHICLE		9/25/2022	
C	THEFT 3D FROM MOTOR VEHICLE		9/25/2022	
C	THEFT 3D FROM MOTOR VEHICLE		9/25/2022	
C	THEFT 3D FROM MOTOR VEHICLE		9/26/2022	
C	THEFT 3D FROM MOTOR VEHICLE		9/26/2022	
C	THEFT 3D FROM MOTOR VEHICLE		9/26/2022	
C	THEFT 3D FROM MOTOR VEHICLE		9/26/2022	
C	THEFT 3D FROM MOTOR VEHICLE		9/26/2022	
C	THEFT 3D FROM MOTOR VEHICLE		9/26/2022	
C	THEFT 3D SHOPLIFTING		9/25/2022	
C	THEFT 3D SHOPLIFTING		9/26/2022	
C	THEFT 3D SHOPLIFTING		9/26/2022	
C	THEFT 3D VEHICLE PARTS AND ACCESSORIES		9/25/2022	