

SPOKANE POLICE DEPARTMENT

PRELIMINARY CITYWIDE **IBR** CRIME REPORT



Preliminary IBR Counts

CHIEF OF POLICE

Period Ending: Saturday, September 10, 2022

Craig Meidl

NIBRS Categories (Part 1 Selected)		7 Day Comparison			28 Day Comparison			YTD Comparison		
		Current	Prior	Percent	Current	Prior	Percent	Current	Prior	Percent
Violent	Criminal Homicide	0	0		2	1	100.00%	11	8	37.50%
	Rape	5	3	66.67%	13	15	-13.33%	157	190	-17.37%
	Robbery - Commercial	1	0		3	6	-50.00%	73	42	73.81%
	Robbery - Person	6	4	50.00%	15	22	-31.82%	152	145	4.83%
	Aggravated Assault - Non DV	3	15	-80.00%	55	35	57.14%	378	363	4.13%
	Aggravated Assault - DV	8	6	33.33%	25	28	-10.71%	243	257	-5.45%
Violent Total:		23	28	-17.86%	113	107	5.61%	1014	1005	0.90%
Property	Burglary - Residential	8	18	-55.56%	69	70	-1.43%	558	526	6.08%
	Burglary Garage	14	16	-12.50%	47	36	30.56%	283	302	-6.29%
	Burglary Commercial	8	17	-52.94%	45	49	-8.16%	454	311	45.98%
	Larceny	124	208	-40.38%	744	687	8.30%	7004	5686	23.18%
	Vehicle Theft	31	38	-18.42%	166	173	-4.05%	1246	748	66.58%
	Arson	0	3	-100.00%	6	3	100.00%	47	82	-42.68%
Property Total:		185	300	-38.33%	1077	1018	5.80%	9592	7655	25.30%
Preliminary Part 1 Crime Totals:		208	328	-36.59%	1190	1125	5.78%	10606	8660	22.47%
Current 7 Day Period:		9/4/2022 - 9/10/2022			Prior 7 Day Period:		8/28/2022 - 9/3/2022			
Current 28 Day Period:		8/14/2022 - 9/10/2022			Prior 28 Day Period:		7/17/2022 - 8/13/2022			
Current YTD Day Period:		1/1/2022 - 9/10/2022			Prior YTD Period:		1/1/2021 - 9/10/2021			

Prepared by SPD Crime Analysis Office - Monday, September 12, 2022

NOTE: SPD moved from UCR to the NIBRS reporting standard on 10/4/16 following the transition to a new RMS System. [Numbers on CompStat reports prior to this date should not be used as a comparison to those on this report.](#) Additional info on these reporting standards can be found on the FBI website: <https://ucr.fbi.gov/nibrs-overview>

This chart represents Preliminary counts of selected crime categories from Police Case Reports. Full statistical analysis to determine the confidence level of this data has not been performed. The % change columns on the preliminary counts differ from the percentage change on the NIBRS crime report, sometimes significantly. The CompStat report is designed for operational use and includes only selected NIBRS categories and coding less complex than full NIBRS rules. Official statistics for these and other NIBRS categories can be found on WASPC & FBI websites once available.



SPOKANE POLICE DEPARTMENT



NORTH **Police Service Area**

PSA Commander

Captain Mark Griffiths

Northwest District (P1)

Central District (P2)

Neva-Wood District (P3)

Northeast District (P4)



POLICE SUMMARY - Ending: Saturday, September 10, 2022

NORTH PRECINCT (P1, P2, P3, and P4)



Preliminary IBR Counts

NIBRS Categories (Part 1 Selected)		7 Day Comparison			28 Day Comparison			YTD Comparison		
		Current	Prior	Percent	Current	Prior	Percent	Current	Prior	Percent
Violent	Criminal Homicide	0	0		2	0		7	4	75.00%
	Rape	4	3	33.33%	8	7	14.29%	84	111	-24.32%
	Robbery - Commercial	1	0		3	3	0.00%	53	27	96.30%
	Robbery - Person	3	3	0.00%	9	10	-10.00%	82	84	-2.38%
	Aggravated Assault - Non DV	1	10	-90.00%	27	17	58.82%	203	181	12.15%
	Aggravated Assault - DV	5	5	0.00%	17	15	13.33%	152	153	-0.65%
Violent Total:		14	21	-33.33%	66	52	26.92%	581	560	3.75%
Property	Burglary - Residential	6	15	-60.00%	51	40	27.50%	357	341	4.69%
	Burglary Garage	4	9	-55.56%	22	22	0.00%	161	199	-19.10%
	Burglary Commercial	5	8	-37.50%	24	18	33.33%	232	158	46.84%
	Larceny	26	68	-61.76%	302	381	-20.73%	3729	3466	7.59%
	Vehicle Theft	21	28	-25.00%	107	115	-6.96%	766	469	63.33%
	Arson	0	1	-100.00%	3	3	0.00%	30	52	-42.31%
Property Total:		62	129	-51.94%	509	579	-12.09%	5275	4685	12.59%
Preliminary Part 1 Crime Totals:		76	150	-49.33%	575	631	-8.87%	5856	5245	11.65%
Current 7 Day Period:		9/4/2022 - 9/10/2022			Prior 7 Day Period:		8/28/2022 - 9/3/2022			
Current 28 Day Period:		8/14/2022 - 9/10/2022			Prior 28 Day Period:		7/17/2022 - 8/13/2022			
Current YTD Day Period:		1/1/2022 - 9/10/2022			Prior YTD Period:		1/1/2021 - 9/10/2021			

Prepared by SPD Crime Analysis Office - Monday, September 12, 2022

NOTE: SPD moved from UCR to the NIBRS reporting standard on 10/4/16 following the transition to a new RMS System. [Numbers on CompStat reports prior to this date should not be used as a comparison to those on this report.](#) Additional info on these reporting standards can be found on the FBI website: <https://ucr.fbi.gov/nibrs-overview>

This chart represents Preliminary counts of selected crime categories from Police Case Reports. Full statistical analysis to determine the confidence level of this data has not been performed. The % change columns on the preliminary counts differ from the percentage change on the NIBRS crime report, sometimes significantly. The CompStat report is designed for operational use and includes only selected NIBRS categories and coding less complex than full NIBRS rules. Official statistics for these and other NIBRS categories can be found on WASPC & FBI websites once available.



POLICE SUMMARY - Ending: Saturday, September 10, 2022



NW - Northwest District (P1)

Preliminary IBR Counts

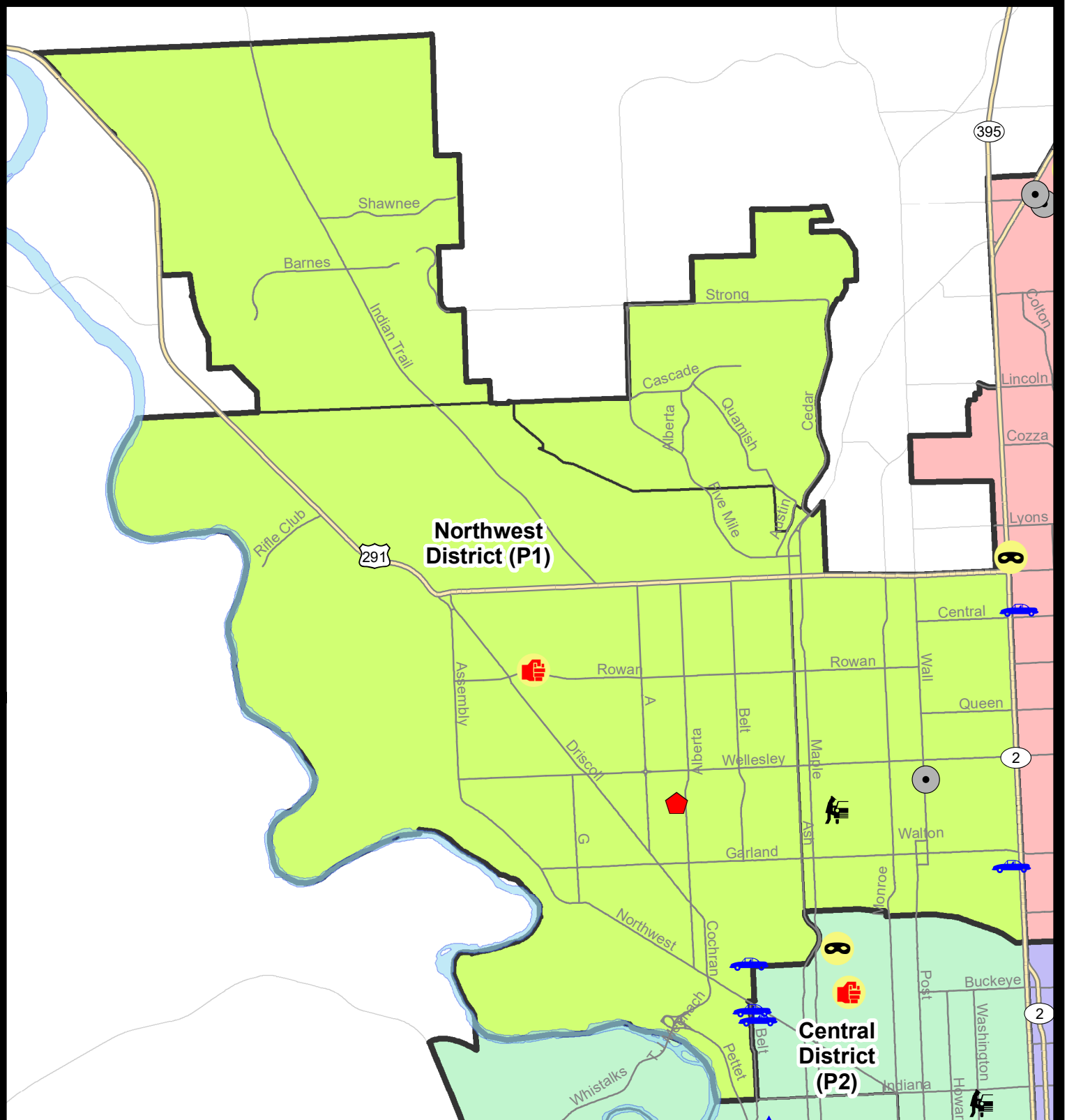
NIBRS Categories (Part 1 Selected)		7 Day Comparison			28 Day Comparison			YTD Comparison		
		Current	Prior	Percent	Current	Prior	Percent	Current	Prior	Percent
Violent	Criminal Homicide	0	0		1	0		3	1	200.00%
	Rape	0	1	-100.00%	1	3	-66.67%	23	27	-14.81%
	Robbery - Commercial	0	0		0	0		6	7	-14.29%
	Robbery - Person	0	1	-100.00%	1	0		11	17	-35.29%
	Aggravated Assault - Non DV	0	1	-100.00%	3	4	-25.00%	40	25	60.00%
	Aggravated Assault - DV	1	2	-50.00%	3	3	0.00%	38	32	18.75%
Violent Total:		1	5	-80.00%	9	10	-10.00%	121	109	11.01%
Property	Burglary - Residential	2	3	-33.33%	10	9	11.11%	82	77	6.49%
	Burglary Garage	0	1	-100.00%	2	5	-60.00%	34	66	-48.48%
	Burglary Commercial	1	1	0.00%	4	1	300.00%	25	22	13.64%
	Larceny	6	14	-57.14%	60	82	-26.83%	652	734	-11.17%
	Vehicle Theft	2	1	100.00%	11	13	-15.38%	105	94	11.70%
	Arson	0	0		0	0		5	11	-54.55%
Property Total:		11	20	-45.00%	87	110	-20.91%	903	1004	-10.06%
Preliminary Part 1 Crime Totals:		12	25	-52.00%	96	120	-20.00%	1024	1113	-8.00%
Current 7 Day Period:		9/4/2022 - 9/10/2022			Prior 7 Day Period:		8/28/2022 - 9/3/2022			
Current 28 Day Period:		8/14/2022 - 9/10/2022			Prior 28 Day Period:		7/17/2022 - 8/13/2022			
Current YTD Day Period:		1/1/2022 - 9/10/2022			Prior YTD Period:		1/1/2021 - 9/10/2021			

Prepared by SPD Crime Analysis Office - Monday, September 12, 2022

NOTE: SPD moved from UCR to the NIBRS reporting standard on 10/4/16 following the transition to a new RMS System. [Numbers on CompStat reports prior to this date should not be used as a comparison to those on this report.](#) Additional info on these reporting standards can be found on the FBI website: <https://ucr.fbi.gov/nibrs-overview>

This chart represents Preliminary counts of selected crime categories from Police Case Reports. Full statistical analysis to determine the confidence level of this data has not been performed. The % change columns on the preliminary counts differ from the percentage change on the NIBRS crime report, sometimes significantly. The CompStat report is designed for operational use and includes only selected NIBRS categories and coding less complex than full NIBRS rules. Official statistics for these and other NIBRS categories can be found on WASPC & FBI websites once available.





City of Spokane
Northwest District (P1)
Selected Crime Codes
2022-09-04 to 2022-09-10
 Prepared By:
 Crime Analysis Unit
 Spokane Police Department

Legend

NIBRS Events

Criminal Homicide	Robbery Person	Burglary Commercial
Rape	Aggravated Assault	Vehicle Prowling
Robbery Commercial	Burglary Residential	Vehicle Theft
Burglary Garage	Arson	Spokane Police Department

*Cases Represent LERMS Crime Codes
 Points may indicate multiple events
 Note: Veh Prowl is only Larceny displayed*

For Additional Information on Incidents pertaining to an Area, Trend, or Pattern Contact Information Analysis

0 0.25 0.5 1 Miles

Geographic Information System

SPokane Police Department

THIS IS NOT A LEGAL DOCUMENT:
 The information shown on this map is compiled from various sources and is subject to constant revision. Information shown on this map should not be used to determine the location of facilities in relationship to property lines, section lines, streets, etc.

Sunday - Saturday

NW - Northwest District (P1)

9/4/2022 TO 9/10/2022



<u>A/C</u>	<u>Offense Statute</u>	<u>Address</u>	<u>Reported Date</u>	<u>Dist</u>
C	RESIDENTIAL BURGLARY	2321 W ALLICE AVE	9/6/2022	P1
<u>SPA1IT</u>				
C	THEFT 3D VEHICLE PARTS AND ACCESSORIES	5700 W LOWELL AVE	9/7/2022	P1
<u>SPA1NH</u>				
C	BURGLARY 2D COMMERCIAL	4400 N WALL ST	9/7/2022	P1
C	THEFT 2D FROM BUILDING	1400 W DALKE AVE	9/7/2022	P1
C	THEFT 2D FROM MOTOR VEHICLE	4200 N CEDAR ST	9/6/2022	P1
C	THEFT OF A FIREARM FROM BUILDING	1400 W DALKE AVE	9/7/2022	P1
C	THEFT OF MOTOR VEHICLE	3700 N ATLANTIC ST	9/4/2022	P2
<u>SPA1NW</u>				
C	ASSAULT 2D	5600 N SUTHERLIN ST	9/6/2022	P4
A	RESIDENTIAL BURGLARY	2600 W HERROY AVE	9/8/2022	P1
C	THEFT 2D ALL OTHER	2500 W GLASS AVE	9/7/2022	P1
C	THEFT 2D FROM BUILDING	2500 W NORTHWEST BLVD	9/6/2022	P1
C	THEFT OF MOTOR VEHICLE	2100 W FAIRVIEW AVE	9/8/2022	P3

POLICE SUMMARY - Ending: Saturday, September 10, 2022



NW - North Central District (P2)

Preliminary IBR Counts

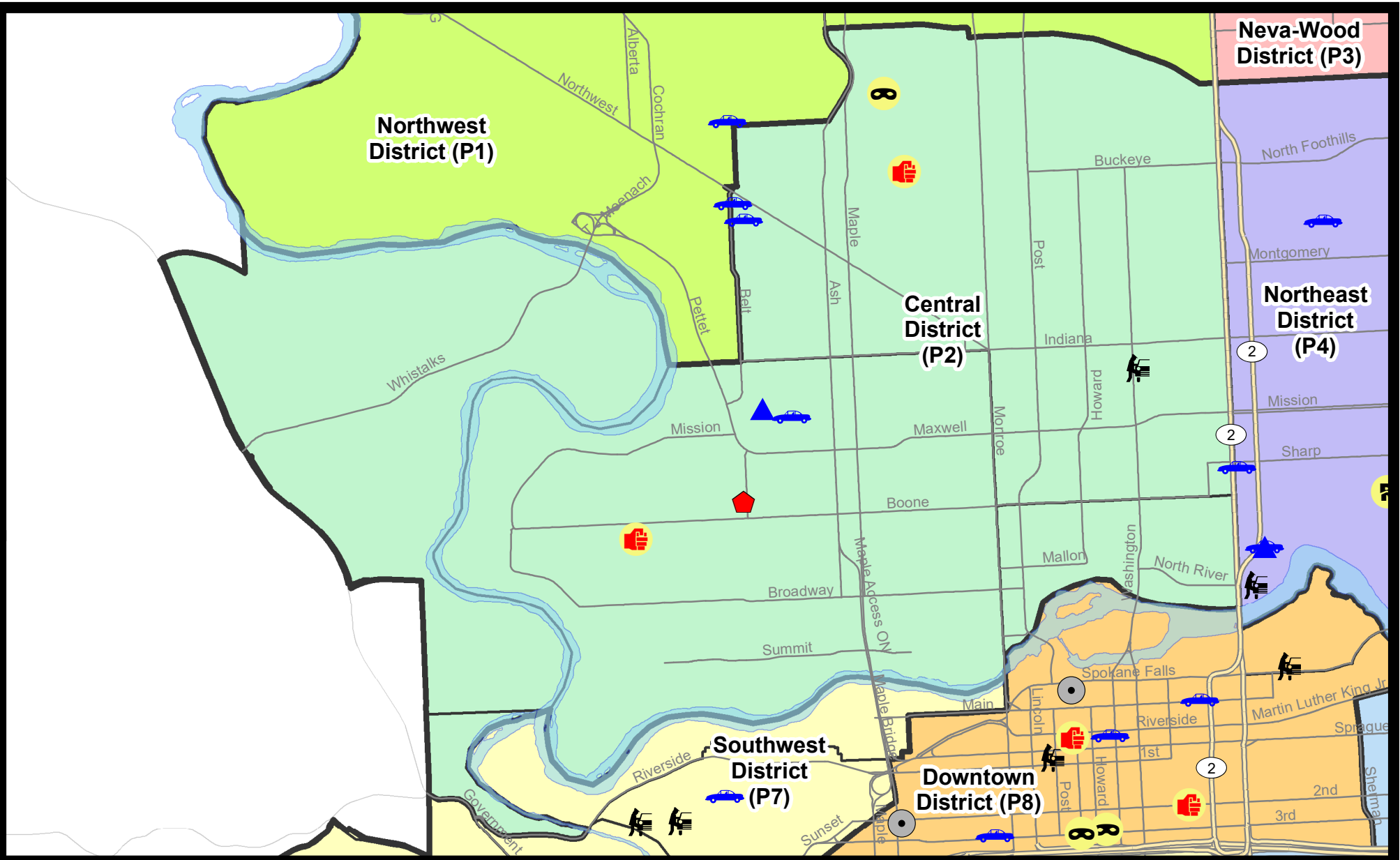
NIBRS Categories (Part 1 Selected)		7 Day Comparison			28 Day Comparison			YTD Comparison		
		Current	Prior	Percent	Current	Prior	Percent	Current	Prior	Percent
Violent	Criminal Homicide	0	0		1	0		2	0	
	Rape	0	1	-100.00%	1	1	0.00%	20	26	-23.08%
	Robbery - Commercial	0	0		0	1	-100.00%	9	1	800.00%
	Robbery - Person	1	0		1	3	-66.67%	19	21	-9.52%
	Aggravated Assault - Non DV	0	2	-100.00%	8	4	100.00%	55	46	19.57%
	Aggravated Assault - DV	2	1	100.00%	7	4	75.00%	39	38	2.63%
Violent Total:		3	4	-25.00%	18	13	38.46%	144	132	9.09%
Property	Burglary - Residential	1	4	-75.00%	10	7	42.86%	75	92	-18.48%
	Burglary Garage	1	1	0.00%	4	4	0.00%	39	40	-2.50%
	Burglary Commercial	0	2	-100.00%	6	3	100.00%	49	30	63.33%
	Larceny	4	15	-73.33%	53	82	-35.37%	738	683	8.05%
	Vehicle Theft	3	4	-25.00%	25	24	4.17%	172	123	39.84%
	Arson	0	0		0	1	-100.00%	8	16	-50.00%
Property Total:		9	26	-65.38%	98	121	-19.01%	1081	984	9.86%
Preliminary Part 1 Crime Totals:		12	30	-60.00%	116	134	-13.43%	1225	1116	9.77%
Current 7 Day Period:		9/4/2022 - 9/10/2022			Prior 7 Day Period:		8/28/2022 - 9/3/2022			
Current 28 Day Period:		8/14/2022 - 9/10/2022			Prior 28 Day Period:		7/17/2022 - 8/13/2022			
Current YTD Day Period:		1/1/2022 - 9/10/2022			Prior YTD Period:		1/1/2021 - 9/10/2021			

Prepared by SPD Crime Analysis Office - Monday, September 12, 2022

NOTE: SPD moved from UCR to the NIBRS reporting standard on 10/4/16 following the transition to a new RMS System. [Numbers on CompStat reports prior to this date should not be used as a comparison to those on this report.](#) Additional info on these reporting standards can be found on the FBI website: <https://ucr.fbi.gov/nibrs-overview>

This chart represents Preliminary counts of selected crime categories from Police Case Reports. Full statistical analysis to determine the confidence level of this data has not been performed. The % change columns on the preliminary counts differ from the percentage change on the NIBRS crime report, sometimes significantly. The CompStat report is designed for operational use and includes only selected NIBRS categories and coding less complex than full NIBRS rules. Official statistics for these and other NIBRS categories can be found on WASPC & FBI websites once available.





City of Spokane
Central District (P2)
Selected Crime Types
2022-09-04 to 2022-09-10
 Prepared By:
 Crime Analysis Unit
 Spokane Police Department

Legend

NIBRS Events

- | | | | |
|-------------------|--------------------|----------------------|---------------------|
| Criminal Homicide | Robbery Commercial | Aggravated Assault | Burglary Commercial |
| Rape | Robbery Person | Burglary Residential | Vehicle Prowling |
| | | Burglary Garage | Vehicle Theft |
| | | | Arson |

Cases Represent LERMS Crime Codes
 Points may indicate multiple events
 Note: Veh Prowl is only Larceny category displayed



For Additional Information on Incidents
 pertaining to an Area, Trend, or Pattern
 Contact Information Analysis



THIS IS NOT A LEGAL DOCUMENT:
 The information shown on this map is compiled
 from various sources and is subject to constant
 revision. Information shown on this map should
 not be used to determine the location of facilities
 in relationship to property lines, section lines,
 streets, etc.

Sunday - Saturday

NW - Central District (P2)

9/4/2022 TO 9/10/2022



<u>A/C</u>	<u>Offense Statute</u>	<u>Address</u>	<u>Reported Date</u>	<u>Dist</u>
<u>SPA2EG</u>				
C	ASSAULT 2D	1300 W GRACE AVE	9/4/2022	P1
C	ROBBERY 1D PERSON	1400 W EUCLID AVE	9/6/2022	P1
C	THEFT 3D ALL OTHER	1800 N POST ST	9/6/2022	P2
C	THEFT 3D CITY FROM MOTOR VEHICLE	300 W NORA AVE	9/8/2022	P2
C	THEFT 3D VEHICLE PARTS AND ACCESSORIES	2600 N BELT ST	9/6/2022	P2
C	THEFT OF MOTOR VEHICLE	2000 W YORK AVE	9/4/2022	P2
C	THEFT OF MOTOR VEHICLE	2600 N BELT ST	9/6/2022	P2
<u>SPA2WC</u>				
C	ASSAULT 2D	2600 W GARDNER AVE	9/7/2022	P2
C	BURGLARY 2D GARAGE	2000 W AUGUSTA AVE	9/4/2022	P2
C	RESIDENTIAL BURGLARY	2000 W SHARP AVE	9/4/2022	P2
C	THEFT 3D VEHICLE PARTS AND ACCESSORIES	1500 W MISSION AVE	9/5/2022	P2
C	THEFT OF MOTOR VEHICLE	1800 W SPOFFORD AVE	9/4/2022	P1

POLICE SUMMARY - Ending: Saturday, September 10, 2022



NE - Neva-Wood District (P3)

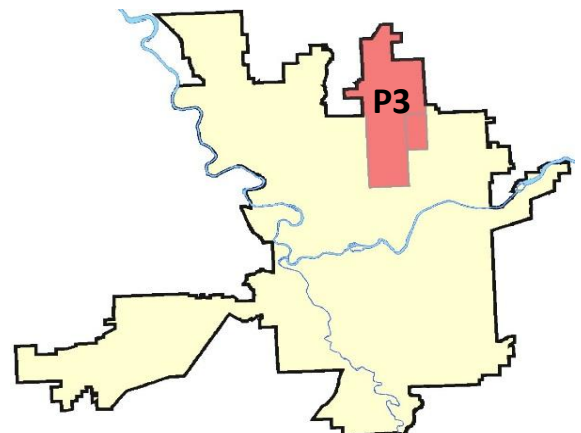
Preliminary IBR Counts

NIBRS Categories (Part 1 Selected)		7 Day Comparison			28 Day Comparison			YTD Comparison		
		Current	Prior	Percent	Current	Prior	Percent	Current	Prior	Percent
Violent	Criminal Homicide	0	0		0	0		2	2	0.00%
	Rape	1	1	0.00%	3	1	200.00%	21	32	-34.38%
	Robbery - Commercial	1	0		3	1	200.00%	29	14	107.14%
	Robbery - Person	1	2	-50.00%	5	2	150.00%	32	20	60.00%
	Aggravated Assault - Non DV	0	4	-100.00%	5	3	66.67%	39	59	-33.90%
	Aggravated Assault - DV	1	2	-50.00%	5	6	-16.67%	36	46	-21.74%
Violent Total:		4	9	-55.56%	21	13	61.54%	159	173	-8.09%
Property	Burglary - Residential	1	4	-75.00%	14	12	16.67%	99	79	25.32%
	Burglary Garage	1	4	-75.00%	9	12	-25.00%	57	52	9.62%
	Burglary Commercial	3	4	-25.00%	10	7	42.86%	72	63	14.29%
	Larceny	11	22	-50.00%	125	149	-16.11%	1642	1297	26.60%
	Vehicle Theft	3	13	-76.92%	40	48	-16.67%	277	114	142.98%
	Arson	0	1	-100.00%	1	1	0.00%	8	10	-20.00%
Property Total:		19	48	-60.42%	199	229	-13.10%	2155	1615	33.44%
Preliminary Part 1 Crime Totals:		23	57	-59.65%	220	242	-9.09%	2314	1788	29.42%
Current 7 Day Period:		9/4/2022 - 9/10/2022			Prior 7 Day Period:		8/28/2022 - 9/3/2022			
Current 28 Day Period:		8/14/2022 - 9/10/2022			Prior 28 Day Period:		7/17/2022 - 8/13/2022			
Current YTD Day Period:		1/1/2022 - 9/10/2022			Prior YTD Period:		1/1/2021 - 9/10/2021			

Prepared by SPD Crime Analysis Office - Monday, September 12, 2022

NOTE: SPD moved from UCR to the NIBRS reporting standard on 10/4/16 following the transition to a new RMS System. [Numbers on CompStat reports prior to this date should not be used as a comparison to those on this report.](#) Additional info on these reporting standards can be found on the FBI website: <https://ucr.fbi.gov/nibrs-overview>

This chart represents Preliminary counts of selected crime categories from Police Case Reports. Full statistical analysis to determine the confidence level of this data has not been performed. The % change columns on the preliminary counts differ from the percentage change on the NIBRS crime report, sometimes significantly. The CompStat report is designed for operational use and includes only selected NIBRS categories and coding less complex than full NIBRS rules. Official statistics for these and other NIBRS categories can be found on WASPC & FBI websites once available.



Sunday - Saturday

NE - Neva-Wood District (P3)

9/4/2022 TO 9/10/2022



A/C	Offense Statute	Address	Reported Date	Dist
<u>SPB3NL</u>				
C	ASSAULT 4D WEAPON	6900 N WISCOMB ST	9/8/2022	P2
C	BURGLARY 2D COMMERCIAL	400 E HOLLAND AVE	9/4/2022	P4
C	BURGLARY 2D COMMERCIAL	9500 N NEWPORT HWY	9/6/2022	P4
C	BURGLARY 2D COMMERCIAL	9700 N NEWPORT HWY	9/6/2022	P2
A	BURGLARY 2D GARAGE	1000 E SHARPSBURG AVE	9/6/2022	P3
C	ROBBERY 1D PERSON	6300 N DIVISION ST	9/10/2022	P4
C	SHOPLIFTING USE FORCE TO FLEE ROBBERY	9600 N NEWPORT HWY	9/5/2022	P2
C	THEFT 3D CITY SHOPLIFTING	4700 N DIVISION ST	9/7/2022	P4
C	THEFT 3D CITY SHOPLIFTING	6700 N DIVISION ST	9/7/2022	P4
C	THEFT 3D CITY SHOPLIFTING	4700 N DIVISION ST	9/7/2022	P3
C	THEFT 3D CITY SHOPLIFTING	5500 N DIVISION ST	9/8/2022	P4
C	THEFT 3D CITY SHOPLIFTING	6600 N DIVISION ST	9/9/2022	P2
C	THEFT 3D CITY VEHICLE PARTS AND ACCESSORIES	800 E PROVIDENCE AVE	9/7/2022	P3
A	THEFT 3D FROM MOTOR VEHICLE	800 E FRANCIS AVE	9/4/2022	P3
C	THEFT 3D FROM MOTOR VEHICLE	1000 E SHARPSBURG AVE	9/6/2022	P3
C	THEFT 3D SHOPLIFTING	5800 N DIVISION ST	9/5/2022	P2
C	THEFT 3D VEHICLE PARTS AND ACCESSORIES	7800 N MORTON ST	9/6/2022	P3
A	THEFT OF MOTOR VEHICLE	800 E FRANCIS AVE	9/4/2022	P3
C	THEFT OF MOTOR VEHICLE	5900 N RUBY ST	9/7/2022	P3
<u>SPB3WH</u>				
C	RAPE 3D		9/7/2022	P3
C	RESIDENTIAL BURGLARY	1400 E SANSON AVE	9/8/2022	P4
C	THEFT 3D CITY FROM BUILDING	1400 E SANSON AVE	9/8/2022	P4
C	THEFT OF MOTOR VEHICLE	1400 E WABASH AVE	9/5/2022	P3

POLICE SUMMARY - Ending: Saturday, September 10, 2022



NE - Northeast District (P4)

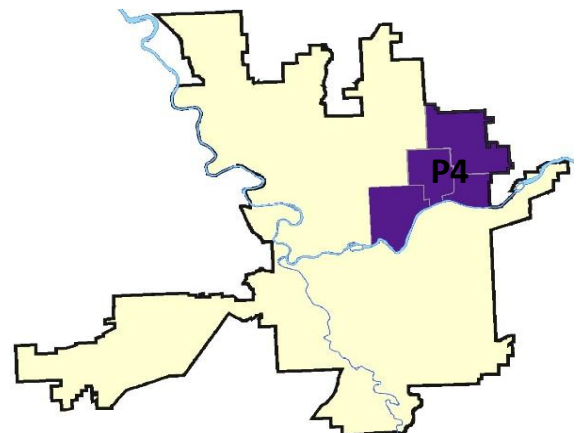
Preliminary IBR Counts

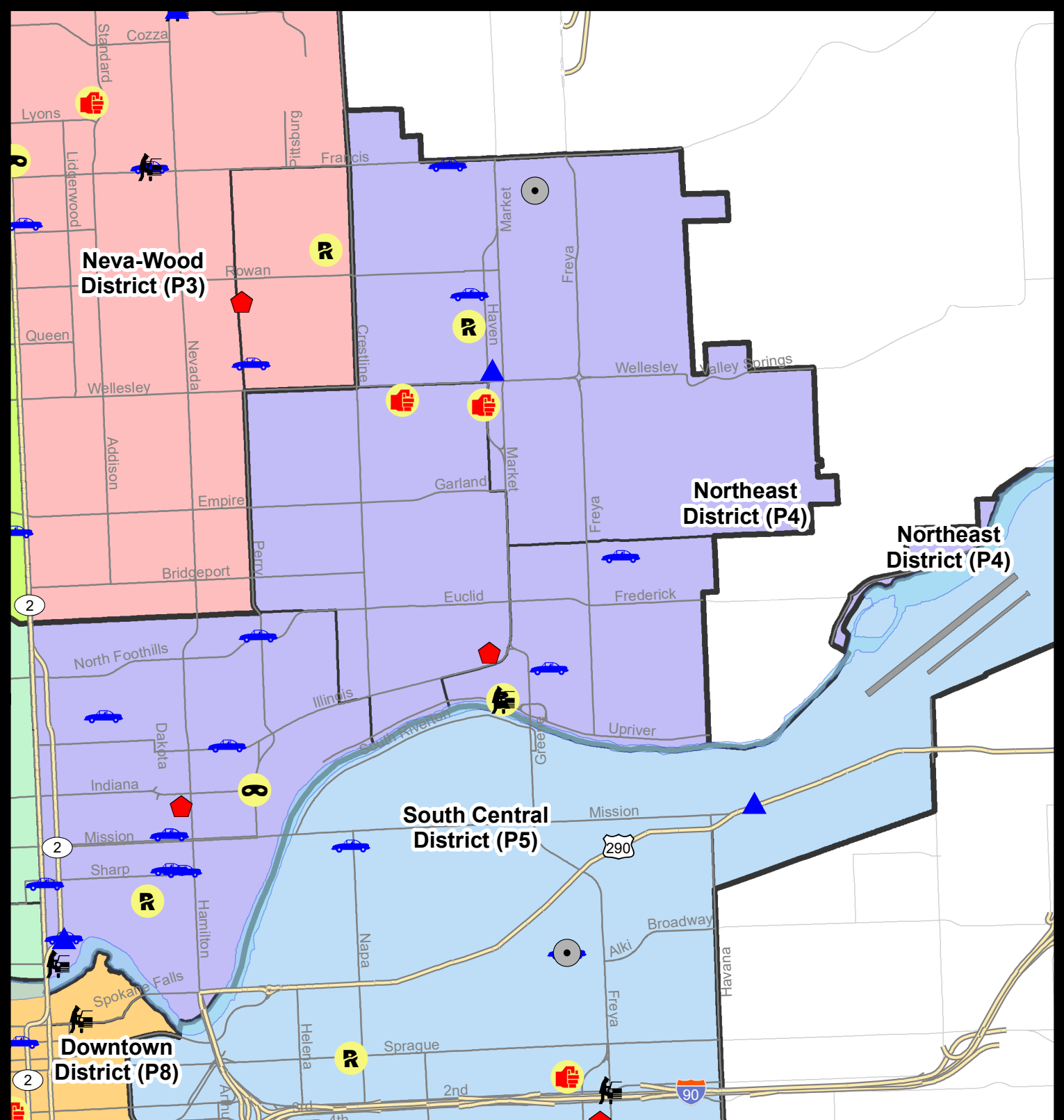
NIBRS Categories (Part 1 Selected)		7 Day Comparison			28 Day Comparison			YTD Comparison		
		Current	Prior	Percent	Current	Prior	Percent	Current	Prior	Percent
Violent	Criminal Homicide	0	0		0	0		0	1	-100.00%
	Rape	3	0		3	2	50.00%	20	26	-23.08%
	Robbery - Commercial	0	0		0	1	-100.00%	9	5	80.00%
	Robbery - Person	1	0		2	5	-60.00%	20	26	-23.08%
	Aggravated Assault - Non DV	1	3	-66.67%	11	6	83.33%	69	51	35.29%
	Aggravated Assault - DV	1	0		2	2	0.00%	39	37	5.41%
Violent Total:		6	3	100.00%	18	16	12.50%	157	146	7.53%
Property	Burglary - Residential	2	4	-50.00%	17	12	41.67%	101	93	8.60%
	Burglary Garage	2	3	-33.33%	7	1	600.00%	31	41	-24.39%
	Burglary Commercial	1	1	0.00%	4	7	-42.86%	86	43	100.00%
	Larceny	5	17	-70.59%	64	68	-5.88%	697	752	-7.31%
	Vehicle Theft	13	10	30.00%	31	30	3.33%	212	138	53.62%
	Arson	0	0		2	1	100.00%	9	15	-40.00%
Property Total:		23	35	-34.29%	125	119	5.04%	1136	1082	4.99%
Preliminary Part 1 Crime Totals:		29	38	-23.68%	143	135	5.93%	1293	1228	5.29%
Current 7 Day Period:		9/4/2022 - 9/10/2022			Prior 7 Day Period:		8/28/2022 - 9/3/2022			
Current 28 Day Period:		8/14/2022 - 9/10/2022			Prior 28 Day Period:		7/17/2022 - 8/13/2022			
Current YTD Day Period:		1/1/2022 - 9/10/2022			Prior YTD Period:		1/1/2021 - 9/10/2021			

Prepared by SPD Crime Analysis Office - Monday, September 12, 2022

NOTE: SPD moved from UCR to the NIBRS reporting standard on 10/4/16 following the transition to a new RMS System. [Numbers on CompStat reports prior to this date should not be used as a comparison to those on this report.](#) Additional info on these reporting standards can be found on the FBI website: <https://ucr.fbi.gov/nibrs-overview>

This chart represents Preliminary counts of selected crime categories from Police Case Reports. Full statistical analysis to determine the confidence level of this data has not been performed. The % change columns on the preliminary counts differ from the percentage change on the NIBRS crime report, sometimes significantly. The CompStat report is designed for operational use and includes only selected NIBRS categories and coding less complex than full NIBRS rules. Official statistics for these and other NIBRS categories can be found on WASPC & FBI websites once available.





City of Spokane

Northeast District (P4)

Selected Crime Codes

2022-09-04 to 2022-09-10

Prepared By:
Crime Analysis Unit
Spokane Police Department

Legend

NIBRS Events



Criminal Homicide



Rape



Robbery Commercial



Robbery Person



Aggravated Assault



Burglary Residential



Burglary Garage



Burglary Commercial



Vehicle Prowling



Vehicle Theft



Arson



Cases Represent LERMS Crime Codes
Points may indicate multiple events
Note: Veh Prowl is only Larceny displayed

For Additional Information on
Incidents pertaining to an
Area, Trend, or Pattern
Contact Information Analysis

0 0.2 0.4 0.8 Miles



THIS IS NOT A LEGAL DOCUMENT:
The information shown on this map is compiled
from various sources and is subject to constant
revision. Information shown on this map should
not be used to determine the location of facilities
in relationship to property lines, section lines,
streets, etc.

Sunday - Saturday

NE - Northeast District (P4)

9/4/2022 TO 9/10/2022



<u>A/C</u>	<u>Offense Statute</u>	<u>Address</u>	<u>Reported Date</u>	<u>Dist</u>
<u>SPB4BE</u>				
C	ASSAULT 2D	2400 E HOFFMAN AVE	9/5/2022	P4
C	HARASSMENT FELONY WEAPON INVOLVED	2900 E HERROY AVE	9/5/2022	P4
C	RESIDENTIAL BURGLARY	2900 E GRACE AVE	9/8/2022	P4
<u>SPB4HI</u>				
C	BURGLARY 2D COMMERCIAL	3400 E BISMARCK CT	9/6/2022	P4
C	BURGLARY 2D GARAGE	3000 E BROAD AVE	9/6/2022	P4
C	RAPE OF A CHILD 1D		9/5/2022	P4
C	TAKING MOTOR VEHICLE WITHOUT PERMISSION 2D	6200 N LACEY ST	9/4/2022	P4
C	THEFT OF MOTOR VEHICLE	2900 E EVERETT AVE	9/5/2022	P4
<u>SPB4LO</u>				
C	BURGLARY 2D GARAGE	900 N RUBY PL	9/6/2022	P4
C	RAPE 3D		9/4/2022	P4
C	RESIDENTIAL BURGLARY	800 E NORA AVE	9/6/2022	P4
C	ROBBERY 1D CARJACKING	N PERRY ST / E INDIANA AVE	9/4/2022	P4
C	THEFT 1D VEHICLE PARTS AND ACCESSORIES	2900 N PERRY ST	9/9/2022	P3
C	THEFT 2D ALL OTHER	200 E SHARP AVE	9/7/2022	
C	THEFT 2D FROM MOTOR VEHICLE	700 N DIVISION ST	9/6/2022	P4
C	THEFT 3D ALL OTHER	400 E MONTGOMERY AVE	9/9/2022	P4
C	THEFT OF MOTOR VEHICLE	700 E MISSION AVE	9/5/2022	P1
C	THEFT OF MOTOR VEHICLE	700 E SHARP AVE	9/6/2022	P3
C	THEFT OF MOTOR VEHICLE	2400 N ASTOR ST	9/6/2022	P4
C	THEFT OF MOTOR VEHICLE	900 N RUBY PL	9/6/2022	P4
C	THEFT OF MOTOR VEHICLE	1200 N DIVISION ST	9/6/2022	P2
C	THEFT OF MOTOR VEHICLE	800 E SHARP AVE	9/6/2022	P4
C	THEFT OF MOTOR VEHICLE	700 E MISSION AVE	9/8/2022	P4
C	THEFT OF MOTOR VEHICLE	2900 N PERRY ST	9/9/2022	P3
C	THEFT OF MOTOR VEHICLE	1100 E ILLINOIS AVE	9/9/2022	P4
<u>SPB4MI</u>				
C	RAPE 3D		9/10/2022	P4
C	THEFT 2D FROM MOTOR VEHICLE	3000 E UPRIVER DR	9/7/2022	P4
C	THEFT OF MOTOR VEHICLE	3300 E MARIETTA AVE	9/8/2022	P4
C	THEFT OF MOTOR VEHICLE	3800 E COURTLAND AVE	9/7/2022	P4

SPOKANE POLICE DEPARTMENT



SOUTH **Police Service Area**

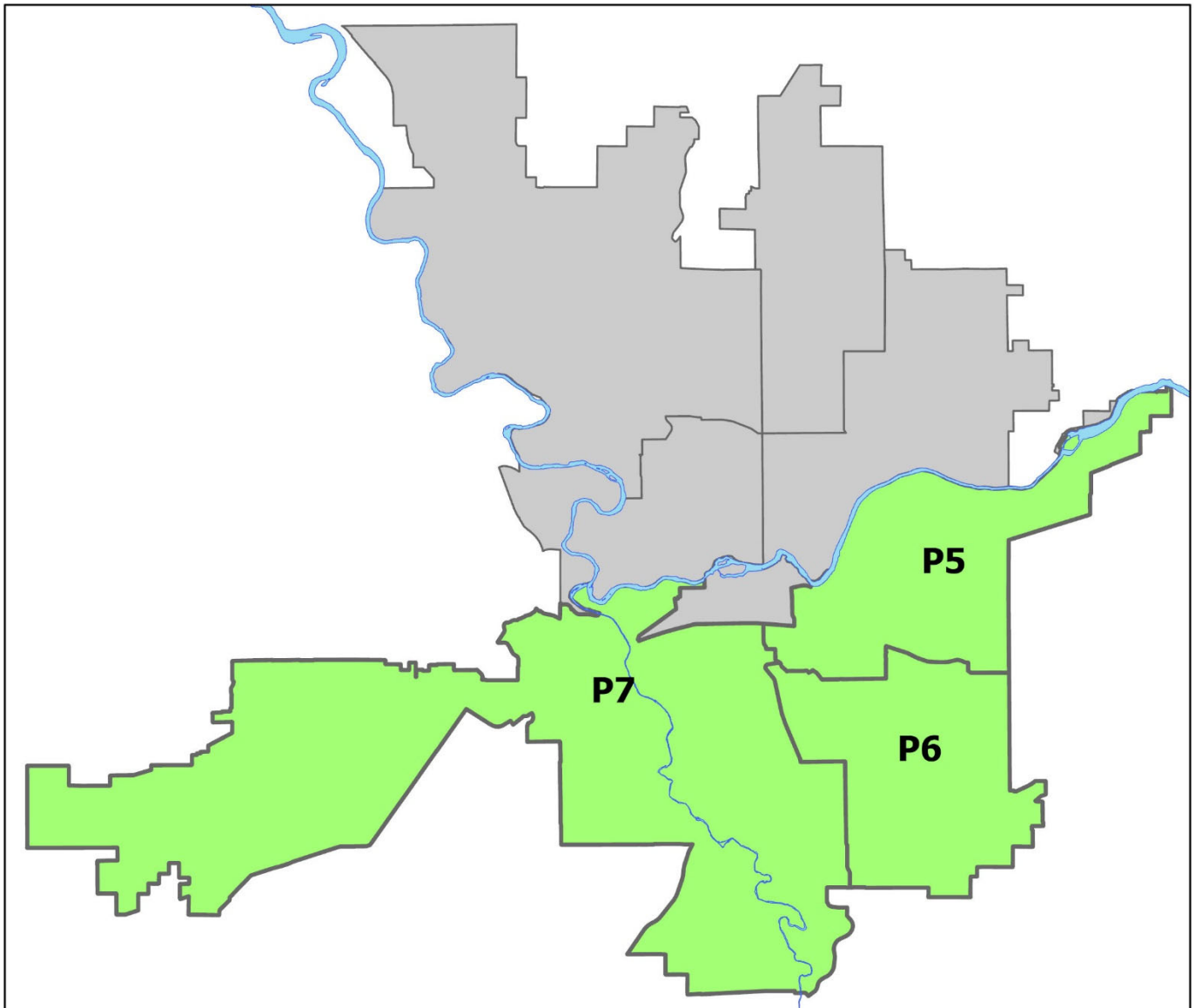
PSA Commander

Captain Matt Cowles

South Central District (P5)

Southeast District (P6)

Southwest District (P7)



POLICE SUMMARY - Ending: Saturday, September 10, 2022

SOUTH PRECINCT (P5, P6, and P7)



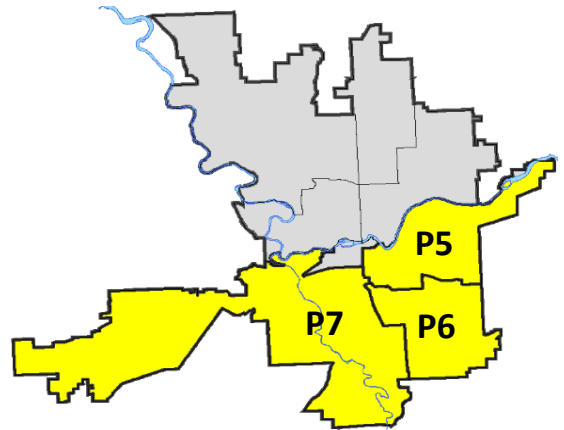
Preliminary IBR Counts

NIBRS Categories (Part 1 Selected)		7 Day Comparison			28 Day Comparison			YTD Comparison		
		Current	Prior	Percent	Current	Prior	Percent	Current	Prior	Percent
Violent	Criminal Homicide	0	0		0	0		1	2	-50.00%
	Rape	1	0		4	5	-20.00%	46	55	-16.36%
	Robbery - Commercial	0	0		0	1	-100.00%	11	7	57.14%
	Robbery - Person	1	1	0.00%	2	5	-60.00%	31	26	19.23%
	Aggravated Assault - Non DV	1	5	-80.00%	18	11	63.64%	97	98	-1.02%
	Aggravated Assault - DV	2	1	100.00%	6	12	-50.00%	75	89	-15.73%
Violent Total:		5	7	-28.57%	30	34	-11.76%	261	277	-5.78%
Property	Burglary - Residential	2	2	0.00%	14	27	-48.15%	172	158	8.86%
	Burglary Garage	6	3	100.00%	14	14	0.00%	105	97	8.25%
	Burglary Commercial	1	8	-87.50%	16	20	-20.00%	151	78	93.59%
	Larceny	31	41	-24.39%	191	216	-11.57%	2003	1585	26.37%
	Vehicle Theft	7	9	-22.22%	47	45	4.44%	376	224	67.86%
	Arson	0	2	-100.00%	3	0		12	21	-42.86%
Property Total:		47	65	-27.69%	285	322	-11.49%	2819	2163	30.33%
Preliminary Part 1 Crime Totals:		52	72	-27.78%	315	356	-11.52%	3080	2440	26.23%
Current 7 Day Period:		9/4/2022 - 9/10/2022			Prior 7 Day Period:		8/28/2022 - 9/3/2022			
Current 28 Day Period:		8/14/2022 - 9/10/2022			Prior 28 Day Period:		7/17/2022 - 8/13/2022			
Current YTD Day Period:		1/1/2022 - 9/10/2022			Prior YTD Period:		1/1/2021 - 9/10/2021			

Prepared by SPD Crime Analysis Office - Monday, September 12, 2022

NOTE: SPD moved from UCR to the NIBRS reporting standard on 10/4/16 following the transition to a new RMS System. [Numbers on CompStat reports prior to this date should not be used as a comparison to those on this report.](#) Additional info on these reporting standards can be found on the FBI website: <https://ucr.fbi.gov/nibrs-overview>

This chart represents Preliminary counts of selected crime categories from Police Case Reports. Full statistical analysis to determine the confidence level of this data has not been performed. The % change columns on the preliminary counts differ from the percentage change on the NIBRS crime report, sometimes significantly. The CompStat report is designed for operational use and includes only selected NIBRS categories and coding less complex than full NIBRS rules. Official statistics for these and other NIBRS categories can be found on WASPC & FBI websites once available.



POLICE SUMMARY - Ending: Saturday, September 10, 2022



SE - South Central District (P5)

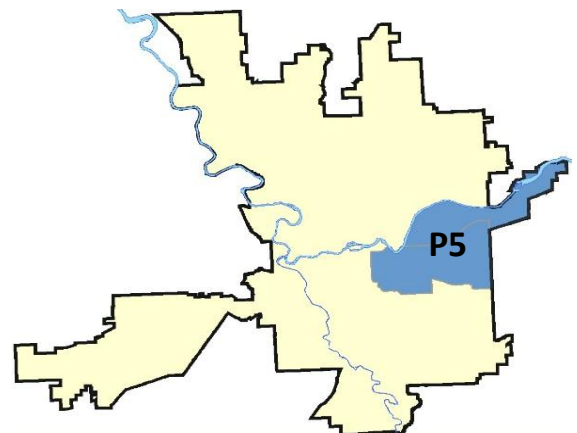
Preliminary IBR Counts

NIBRS Categories (Part 1 Selected)		7 Day Comparison			28 Day Comparison			YTD Comparison		
		Current	Prior	Percent	Current	Prior	Percent	Current	Prior	Percent
Violent	Criminal Homicide	0	0		0	0		0	0	
	Rape	1	0		3	3	0.00%	18	26	-30.77%
	Robbery - Commercial	0	0		0	0		3	3	0.00%
	Robbery - Person	0	0		0	4	-100.00%	11	14	-21.43%
	Aggravated Assault - Non DV	1	1	0.00%	8	5	60.00%	46	51	-9.80%
	Aggravated Assault - DV	1	0		3	4	-25.00%	35	39	-10.26%
Violent Total:		3	1	200.00%	14	16	-12.50%	113	133	-15.04%
Property	Burglary - Residential	1	2	-50.00%	5	12	-58.33%	59	47	25.53%
	Burglary Garage	4	0		5	5	0.00%	33	22	50.00%
	Burglary Commercial	1	6	-83.33%	12	13	-7.69%	93	36	158.33%
	Larceny	9	12	-25.00%	69	78	-11.54%	718	554	29.60%
	Vehicle Theft	4	4	0.00%	15	17	-11.76%	159	91	74.73%
	Arson	0	0		1	0		4	11	-63.64%
Property Total:		19	24	-20.83%	107	125	-14.40%	1066	761	40.08%
Preliminary Part 1 Crime Totals:		22	25	-12.00%	121	141	-14.18%	1179	894	31.88%
Current 7 Day Period:		9/4/2022 - 9/10/2022			Prior 7 Day Period:		8/28/2022 - 9/3/2022			
Current 28 Day Period:		8/14/2022 - 9/10/2022			Prior 28 Day Period:		7/17/2022 - 8/13/2022			
Current YTD Day Period:		1/1/2022 - 9/10/2022			Prior YTD Period:		1/1/2021 - 9/10/2021			

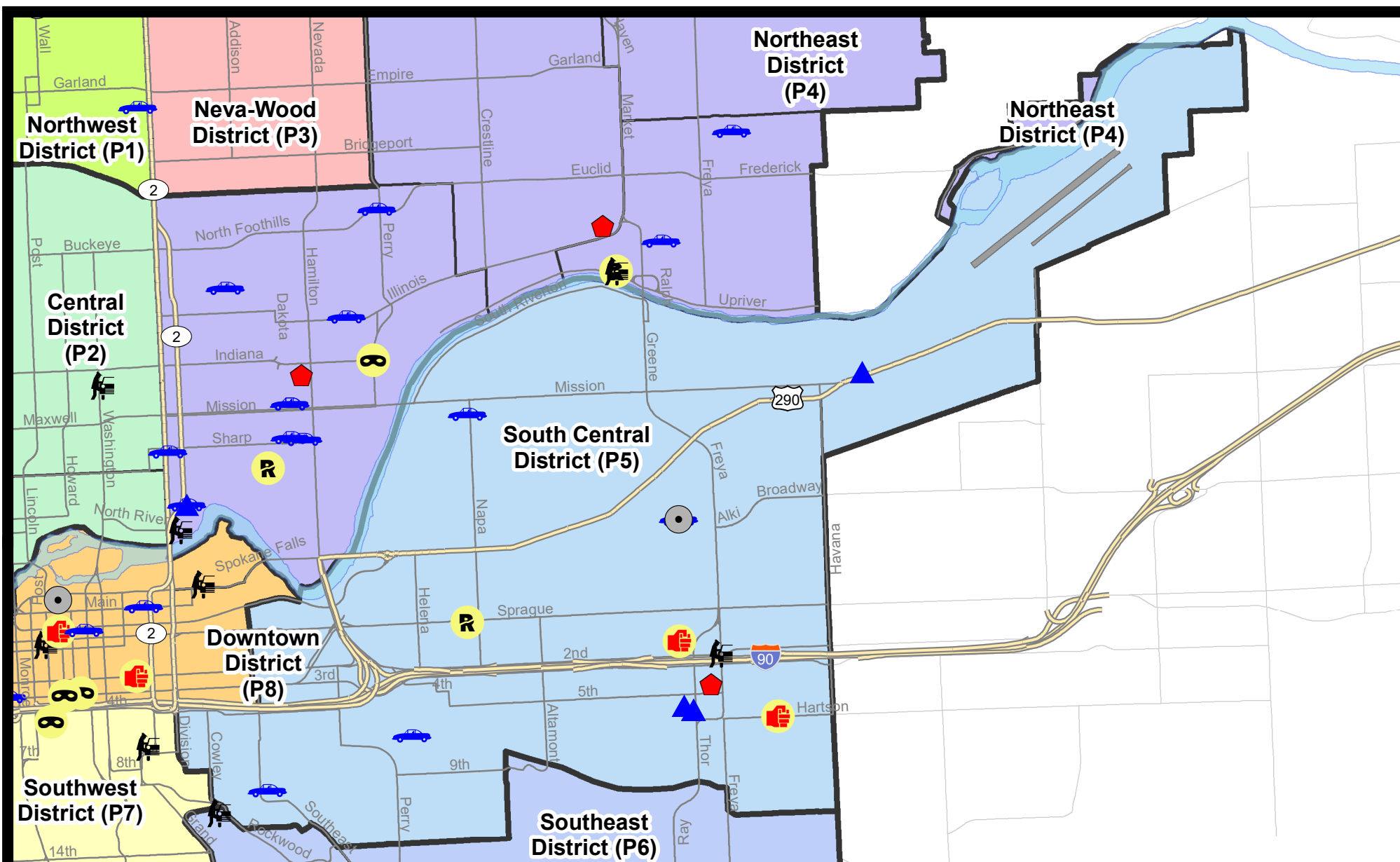
Prepared by SPD Crime Analysis Office - Monday, September 12, 2022

NOTE: SPD moved from UCR to the NIBRS reporting standard on 10/4/16 following the transition to a new RMS System. [Numbers on CompStat reports prior to this date should not be used as a comparison to those on this report.](#) Additional info on these reporting standards can be found on the FBI website: <https://ucr.fbi.gov/nibrs-overview>

This chart represents Preliminary counts of selected crime categories from Police Case Reports. Full statistical analysis to determine the confidence level of this data has not been performed. The % change columns on the preliminary counts differ from the percentage change on the NIBRS crime report, sometimes significantly. The CompStat report is designed for operational use and includes only selected NIBRS categories and coding less complex than full NIBRS rules. Official statistics for these and other NIBRS categories can be found on WASPC & FBI websites once available.




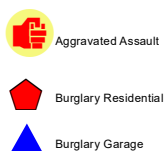
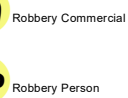
Note: On 2/10/21 a portion of the Police Block SPC5EC became part of the Downtown Precinct (SPD8EC); Consequently activity in P5 will appear lower if compared to printed CompStat reports prior to 2/10/21



City of Spokane
South Central District (P5)
Selected
Crime Types
2022-09-04 to 2022-09-10
 Prepared By:
 Crime Analysis Unit
 Spokane Police Department

Legend

NIBRS Events



Cases Represent LERMS Crime Codes
 Points may indicate multiple events
 Note: Veh Prowl is only Larceny category displayed



For Additional Information on Incidents
 pertaining to an Area, Trend, or Pattern
 Contact Information Analysis

0 0.2 0.4 0.6 0.8 1 Miles



THIS IS NOT A LEGAL DOCUMENT:
 The information shown on this map is compiled
 from various sources and is subject to constant
 revision. Information shown on this map should
 not be used to determine the location of facilities
 in relationship to property lines, section lines,
 streets, etc.

Sunday - Saturday

SE - South Central District (P5)

9/4/2022 TO 9/10/2022



<u>A/C</u>	<u>Offense Statute</u>	<u>Address</u>	<u>Reported Date</u>	<u>Dist</u>
<u>SPC5EC</u>				
C	ASSAULT 2D	E PACIFIC AVE / S RALPH ST	9/5/2022	P6
C	ASSAULT 2D	S MYRTLE ST / E HARTSON AVE	9/5/2022	P6
C	BURGLARY 1D GARAGE	500 S THOR ST	9/4/2022	P5
C	BURGLARY 1D GARAGE	500 S THOR ST	9/5/2022	P5
C	BURGLARY 2D COMMERCIAL	3300 E SPRINGFIELD AVE	9/4/2022	P6
C	BURGLARY 2D FENCED AREA	100 S SCOTT ST	9/10/2022	P8
C	BURGLARY 2D GARAGE	500 S RALPH ST	9/6/2022	P5
C	RAPE 1D		9/5/2022	P6
C	RESIDENTIAL BURGLARY	400 S FERRALL ST	9/6/2022	P6
C	THEFT 2D ALL OTHER	500 S RALPH ST	9/7/2022	P5
C	THEFT 2D FROM MOTOR VEHICLE	E 2ND AVE / S FREYA ST	9/8/2022	P5
C	THEFT 2D VEHICLE PARTS AND ACCESSORIES	E 2ND AVE / S FREYA ST	9/8/2022	P5
C	THEFT 3D CITY SHOPLIFTING	400 S THOR ST	9/4/2022	P6
C	THEFT 3D SHOPLIFTING	100 S SCOTT ST	9/10/2022	P8
C	THEFT 3D VEHICLE PARTS AND ACCESSORIES	600 S RAY ST	9/6/2022	P5
C	THEFT OF MOTOR VEHICLE	3300 E SPRINGFIELD AVE	9/4/2022	P6
C	THEFT OF MOTOR VEHICLE	1500 E HARTSON AVE	9/5/2022	P5
C	THEFT OF MOTOR VEHICLE	500 E 9TH AVE	9/7/2022	P6
<u>SPC5GP</u>				
C	BURGLARY 2D GARAGE	4500 E TRENT AVE	9/7/2022	P5
C	MAIL THEFT	2000 E MISSION AVE	9/7/2022	P5
C	THEFT 3D ALL OTHER	1100 N MADEIRA ST	9/4/2022	P6
C	THEFT OF MOTOR VEHICLE	1900 E SINTO AVE	9/6/2022	P6

POLICE SUMMARY - Ending: Saturday, September 10, 2022



SE - Southeast District (P6)

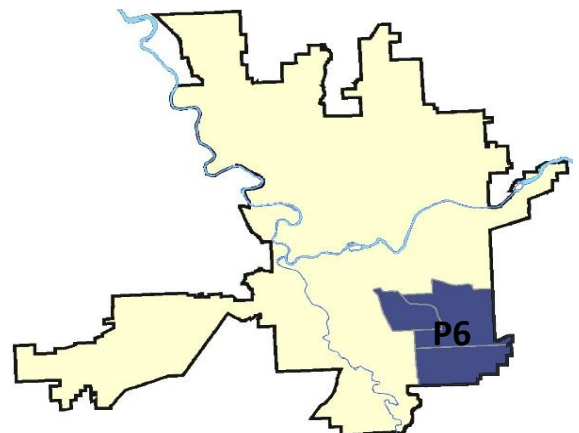
Preliminary IBR Counts

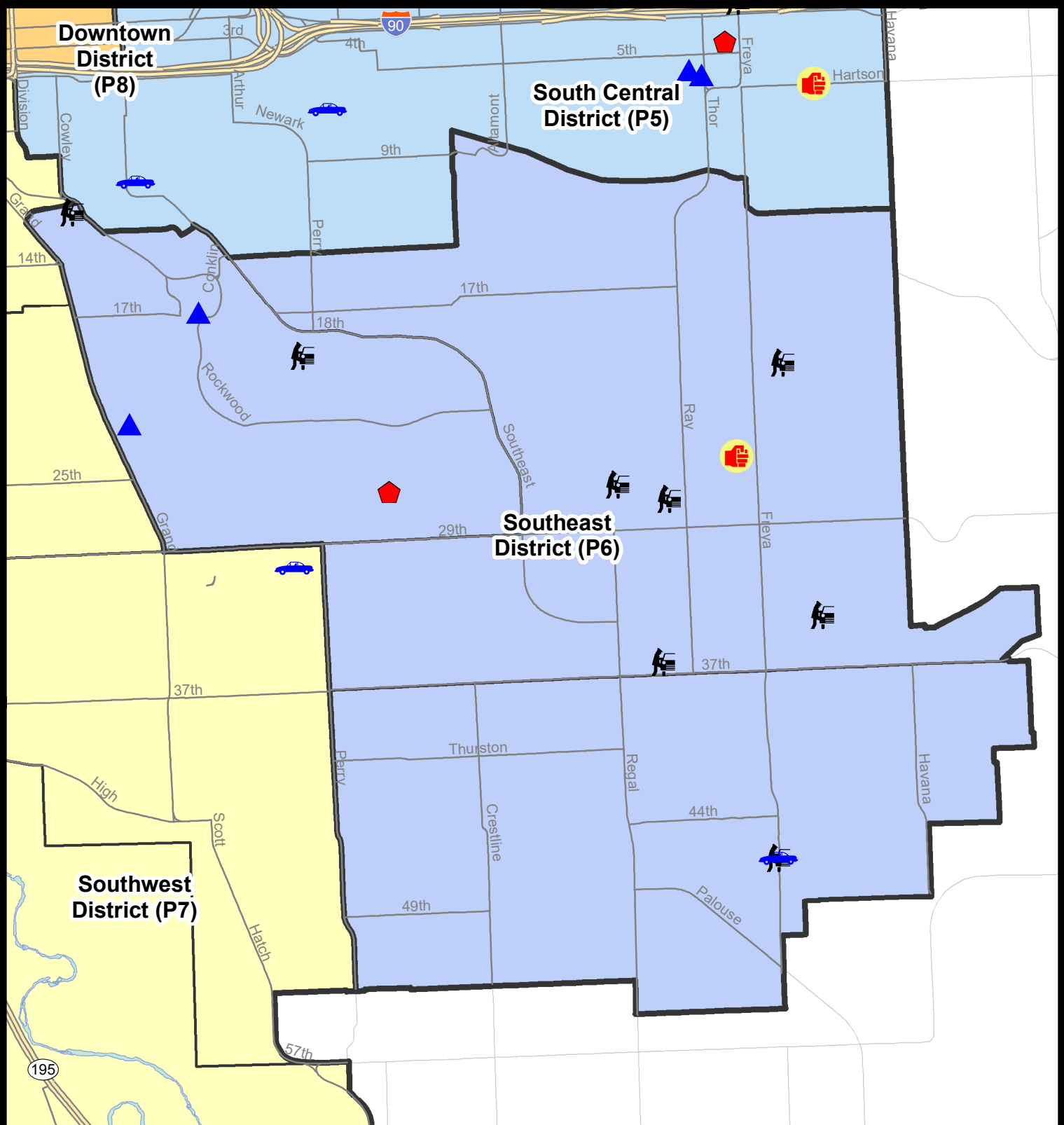
NIBRS Categories (Part 1 Selected)		7 Day Comparison			28 Day Comparison			YTD Comparison		
		Current	Prior	Percent	Current	Prior	Percent	Current	Prior	Percent
Violent	Criminal Homicide	0	0		0	0		0	0	
	Rape	0	0		0	0		6	6	0.00%
	Robbery - Commercial	0	0		0	0		2	1	100.00%
	Robbery - Person	0	0		0	0		4	2	100.00%
	Aggravated Assault - Non DV	0	0		3	0		11	12	-8.33%
	Aggravated Assault - DV	1	0		1	4	-75.00%	16	14	14.29%
Violent Total:		1	0		4	4	0.00%	39	35	11.43%
Property	Burglary - Residential	1	0		6	4	50.00%	56	41	36.59%
	Burglary Garage	2	2	0.00%	6	4	50.00%	28	31	-9.68%
	Burglary Commercial	0	1	-100.00%	1	4	-75.00%	18	9	100.00%
	Larceny	14	11	27.27%	55	51	7.84%	408	346	17.92%
	Vehicle Theft	1	2	-50.00%	11	12	-8.33%	71	41	73.17%
	Arson	0	1	-100.00%	1	0		2	4	-50.00%
Property Total:		18	17	5.88%	80	75	6.67%	583	472	23.52%
Preliminary Part 1 Crime Totals:		19	17	11.76%	84	79	6.33%	622	507	22.68%
Current 7 Day Period:		9/4/2022 - 9/10/2022			Prior 7 Day Period:		8/28/2022 - 9/3/2022			
Current 28 Day Period:		8/14/2022 - 9/10/2022			Prior 28 Day Period:		7/17/2022 - 8/13/2022			
Current YTD Day Period:		1/1/2022 - 9/10/2022			Prior YTD Period:		1/1/2021 - 9/10/2021			

Prepared by SPD Crime Analysis Office - Monday, September 12, 2022

NOTE: SPD moved from UCR to the NIBRS reporting standard on 10/4/16 following the transition to a new RMS System. [Numbers on CompStat reports prior to this date should not be used as a comparison to those on this report.](#) Additional info on these reporting standards can be found on the FBI website: <https://ucr.fbi.gov/nibrs-overview>

This chart represents Preliminary counts of selected crime categories from Police Case Reports. Full statistical analysis to determine the confidence level of this data has not been performed. The % change columns on the preliminary counts differ from the percentage change on the NIBRS crime report, sometimes significantly. The CompStat report is designed for operational use and includes only selected NIBRS categories and coding less complex than full NIBRS rules. Official statistics for these and other NIBRS categories can be found on WASPC & FBI websites once available.





City of Spokane
Southeast District (P6)
Selected Crime Codes
2022-09-04 to 2022-09-10
 Prepared By:
 Crime Analysis Unit
 Spokane Police Department

Legend

NIBRS Events

Criminal Homicide	Robbery Person	Burglary Commercial
Rape	Aggravated Assault	Vehicle Prowling
Robbery Commercial	Burglary Residential	Vehicle Theft
	Burglary Garage	Arson

For Additional Information on Incidents pertaining to an Area, Trend, or Pattern Contact Information Analysis

*Cases Represent LERMS Crime Codes
 Points may indicate multiple events
 Note: Veh Prowl is only Larceny displayed*

0 0.15 0.3 0.6 Miles

SPokane

THIS IS NOT A LEGAL DOCUMENT:
 The information shown on this map is compiled from various sources and is subject to constant revision. Information shown on this map should not be used to determine the location of facilities in relationship to property lines, section lines, streets, etc.

Sunday - Saturday

SE - Southeast District (P6)

9/4/2022 TO 9/10/2022



<u>A/C</u>	<u>Offense Statute</u>	<u>Address</u>	<u>Reported Date</u>	<u>Dist</u>
<u>SPC6LH</u>				
C	ASSAULT 2D	3400 E 25TH AVE	9/10/2022	P6
C	THEFT 2D ALL OTHER	3700 E 28TH AVE	9/6/2022	P6
C	THEFT 2D FROM MOTOR VEHICLE	3100 E 36TH AVE	9/5/2022	P6
C	THEFT 2D FROM MOTOR VEHICLE	3900 E 34TH AVE	9/6/2022	P6
C	THEFT 2D FROM MOTOR VEHICLE	2900 E 27TH AVE	9/6/2022	P6
C	THEFT 2D FROM MOTOR VEHICLE	3100 E 28TH AVE	9/9/2022	P6
C	THEFT 3D ALL OTHER	2100 E 34TH AVE	9/7/2022	P6
C	THEFT 3D CITY ALL OTHER	3100 S REGAL ST	9/7/2022	P6
C	THEFT 3D FROM MOTOR VEHICLE	3700 E CONGRESS AVE	9/7/2022	P6
<u>SPC6RW</u>				
C	BURGLARY 2D GARAGE	1700 S ROCKWOOD BLVD	9/4/2022	P6
C	BURGLARY 2D GARAGE	400 E 22ND AVE	9/7/2022	P6
C	RESIDENTIAL BURGLARY	2700 S PITTSBURG ST	9/6/2022	P6
C	THEFT 2D ALL OTHER	400 E 22ND AVE	9/7/2022	P6
C	THEFT 3D ALL OTHER	400 E 22ND AVE	9/7/2022	P6
C	THEFT 3D FROM MOTOR VEHICLE	1000 S ROCKWOOD BLVD	9/6/2022	P6
C	THEFT 3D FROM MOTOR VEHICLE	1300 E 19TH AVE	9/7/2022	P6
<u>SPC6SG</u>				
C	THEFT 1D ALL OTHER	2600 E 37TH AVE	9/7/2022	P6
C	THEFT 3D CITY FROM MOTOR VEHICLE	4600 S FREYA ST	9/4/2022	P6
C	THEFT OF MOTOR VEHICLE	4600 S FREYA ST	9/4/2022	P6

POLICE SUMMARY - Ending: Saturday, September 10, 2022



SW - Southwest District (P7)

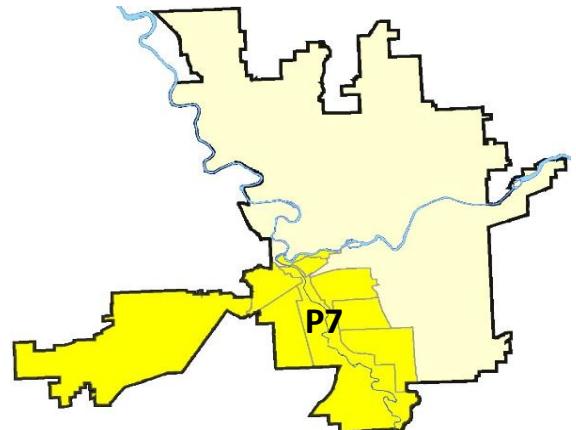
Preliminary IBR Counts

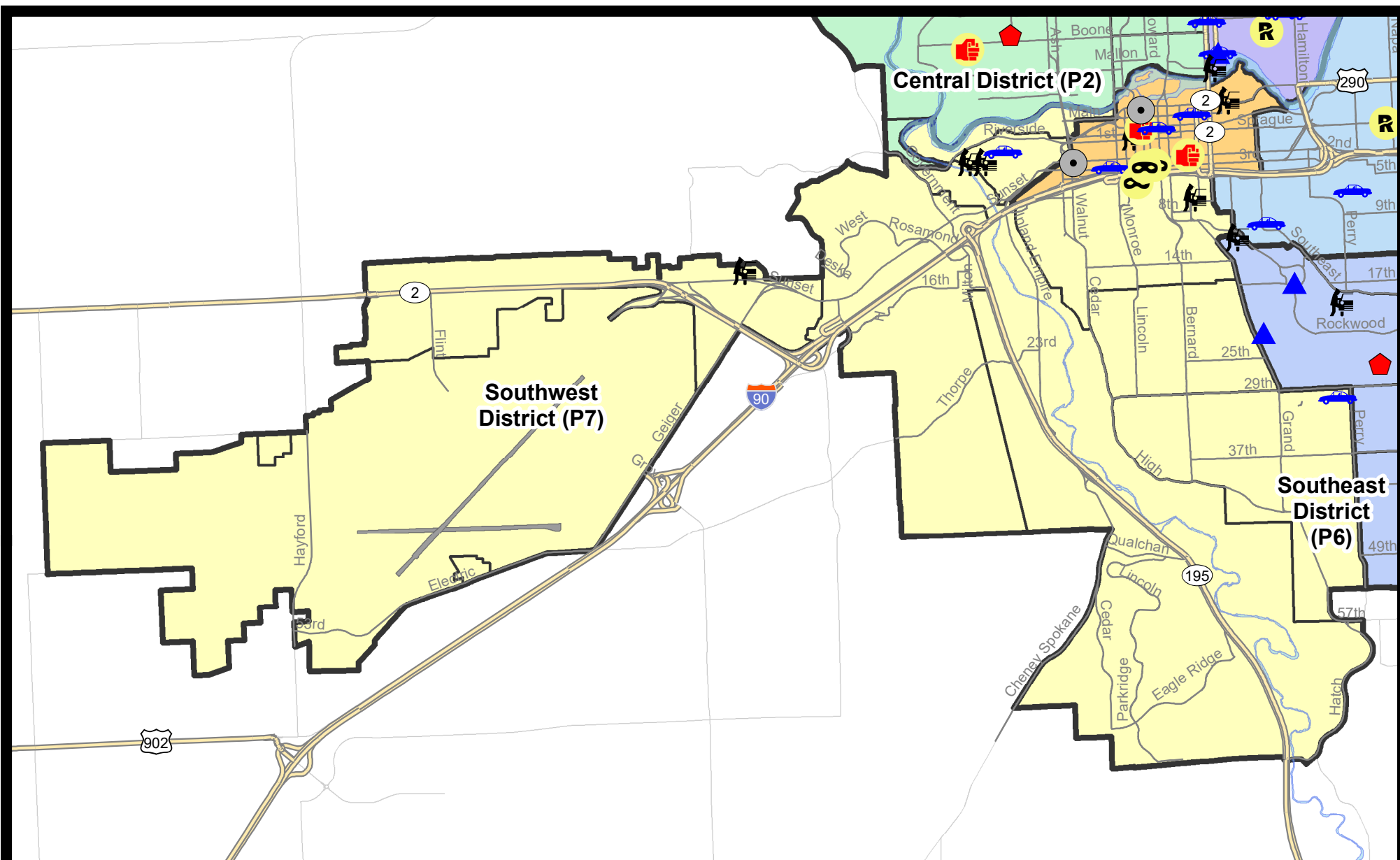
NIBRS Categories (Part 1 Selected)		7 Day Comparison			28 Day Comparison			YTD Comparison		
		Current	Prior	Percent	Current	Prior	Percent	Current	Prior	Percent
Violent	Criminal Homicide	0	0		0	0		1	2	-50.00%
	Rape	0	0		1	2	-50.00%	22	23	-4.35%
	Robbery - Commercial	0	0		0	1	-100.00%	6	3	100.00%
	Robbery - Person	1	1	0.00%	2	1	100.00%	16	10	60.00%
	Aggravated Assault - Non DV	0	4	-100.00%	7	6	16.67%	40	35	14.29%
	Aggravated Assault - DV	0	1	-100.00%	2	4	-50.00%	24	36	-33.33%
Violent Total:		1	6	-83.33%	12	14	-14.29%	109	109	0.00%
Property	Burglary - Residential	0	0		3	11	-72.73%	57	70	-18.57%
	Burglary Garage	0	1	-100.00%	3	5	-40.00%	44	44	0.00%
	Burglary Commercial	0	1	-100.00%	3	3	0.00%	40	33	21.21%
	Larceny	8	18	-55.56%	67	87	-22.99%	877	685	28.03%
	Vehicle Theft	2	3	-33.33%	21	16	31.25%	146	92	58.70%
	Arson	0	1	-100.00%	1	0		6	6	0.00%
Property Total:		10	24	-58.33%	98	122	-19.67%	1170	930	25.81%
Preliminary Part 1 Crime Totals:		11	30	-63.33%	110	136	-19.12%	1279	1039	23.10%
Current 7 Day Period:		9/4/2022 - 9/10/2022			Prior 7 Day Period:		8/28/2022 - 9/3/2022			
Current 28 Day Period:		8/14/2022 - 9/10/2022			Prior 28 Day Period:		7/17/2022 - 8/13/2022			
Current YTD Day Period:		1/1/2022 - 9/10/2022			Prior YTD Period:		1/1/2021 - 9/10/2021			

Prepared by SPD Crime Analysis Office - Monday, September 12, 2022

NOTE: SPD moved from UCR to the NIBRS reporting standard on 10/4/16 following the transition to a new RMS System. [Numbers on CompStat reports prior to this date should not be used as a comparison to those on this report.](#) Additional info on these reporting standards can be found on the FBI website: <https://ucr.fbi.gov/nibrs-overview>

This chart represents Preliminary counts of selected crime categories from Police Case Reports. Full statistical analysis to determine the confidence level of this data has not been performed. The % change columns on the preliminary counts differ from the percentage change on the NIBRS crime report, sometimes significantly. The CompStat report is designed for operational use and includes only selected NIBRS categories and coding less complex than full NIBRS rules. Official statistics for these and other NIBRS categories can be found on WASPC & FBI websites once available.





City of Spokane
Southwest District (P7)
Selected
Crime Types
2022-09-04 to 2022-09-10

Prepared By:
Crime Analysis Unit
Spokane Police Department

Legend

NIBRS Events



Criminal Homicide



Rape



Robbery Commercial



Robbery Person



Aggravated Assault



Burglary Residential



Burglary Garage



Burglary Commercial



Vehicle Prowling



Vehicle Theft



Arson

Cases Represent LERMS Crime Codes
 Points may indicate multiple events
 Note: Veh Prowl is only Larceny category displayed



For Additional Information on Incidents
 pertaining to an Area, Trend, or Pattern
 Contact Information Analysis

0 0.2 0.4 0.6 0.8 1 1.2 1.4 1.6 Miles



THIS IS NOT A LEGAL DOCUMENT:
 The information shown on this map is compiled
 from various sources and is subject to constant
 revision. Information shown on this map should
 not be used to determine the location of facilities
 in relationship to property lines, section lines,
 streets, etc.



Sunday - Saturday

SE - Southwest District (P7)

9/4/2022 TO 9/10/2022



<u>A/C</u>	<u>Offense Statute</u>	<u>Address</u>	<u>Reported Date</u>	<u>Dist</u>
<u>SPD7BA</u>				
C	THEFT 3D FROM MOTOR VEHICLE	100 S COEUR D ALENE ST	9/5/2022	P7
A	THEFT 3D FROM MOTOR VEHICLE	2400 W 2ND AVE	9/6/2022	P7
C	THEFT 3D VEHICLE PARTS AND ACCESSORIES	2200 W 4TH AVE	9/7/2022	P7
C	THEFT OF MOTOR VEHICLE	2200 W PACIFIC AVE	9/5/2022	P7
<u>SPD7CH</u>				
A	ROBBERY 1D PERSON	800 W 5TH AVE	9/10/2022	P8
C	THEFT 3D FROM MOTOR VEHICLE	600 S MCCLELLAN ST	9/4/2022	P7
C	THEFT 3D VEHICLE PARTS AND ACCESSORIES	S JEFFERSON ST / W 7TH AVE	9/7/2022	P7
<u>SPD7CS</u>				
C	THEFT OF MOTOR VEHICLE	1200 E 30TH AVE	9/8/2022	P6
<u>SPD7LC</u>				
C	THEFT 2D ALL OTHER	4200 S CHENEY SPOKANE RD	9/4/2022	P7
<u>SPD7WP</u>				
C	THEFT 3D CITY SHOPLIFTING	9600 W US 2 HWY	9/4/2022	P7
C	THEFT OF A FIREARM FROM MOTOR VEHICLE	5300 W SUNSET HWY	9/10/2022	P7

SPOKANE POLICE DEPARTMENT

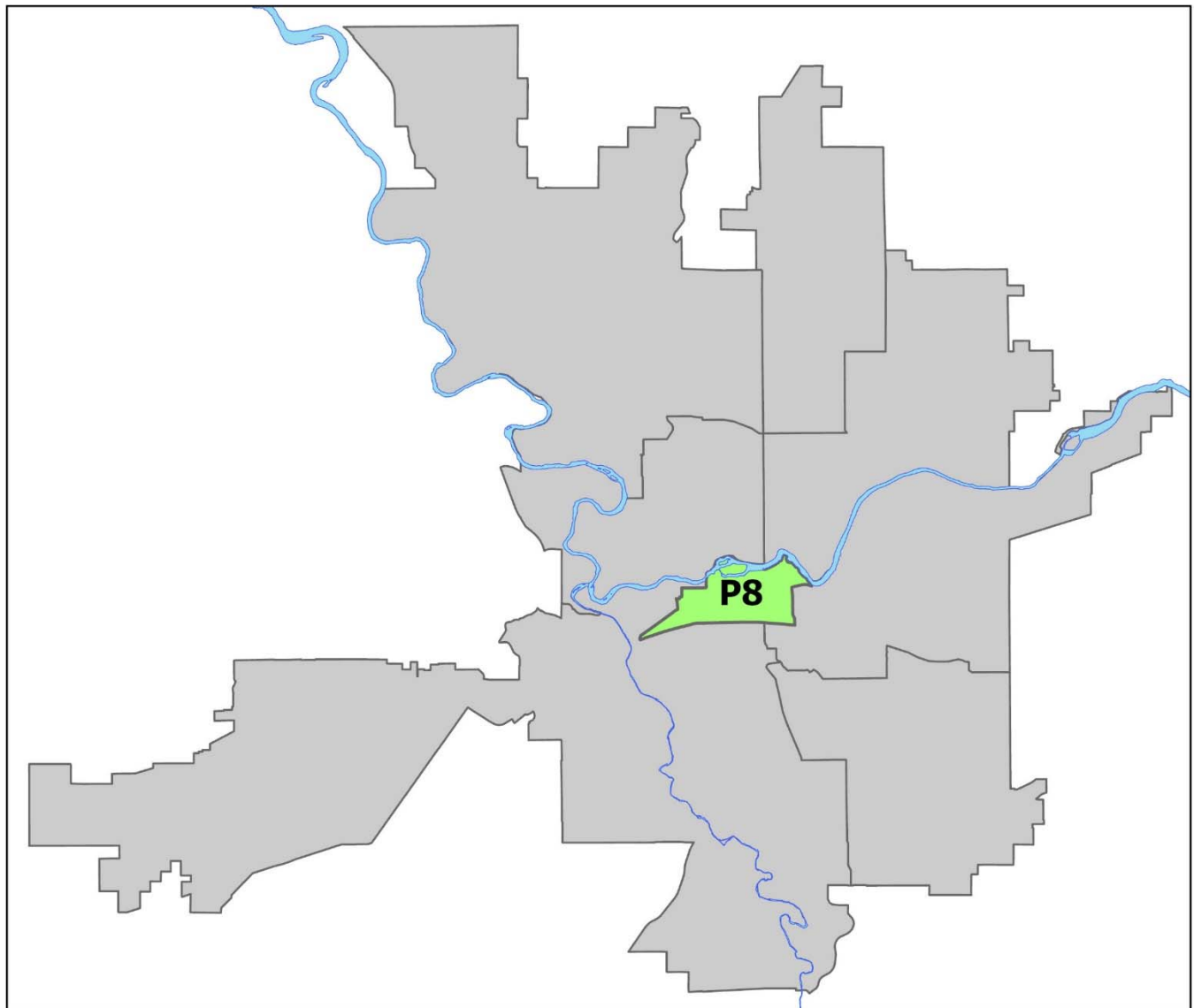
DOWNTOWN

Police Service Area



PSA Commander

Captain David Singley



POLICE SUMMARY - Ending: Saturday, September 10, 2022

DOWNTOWN PRECINCT (P8)



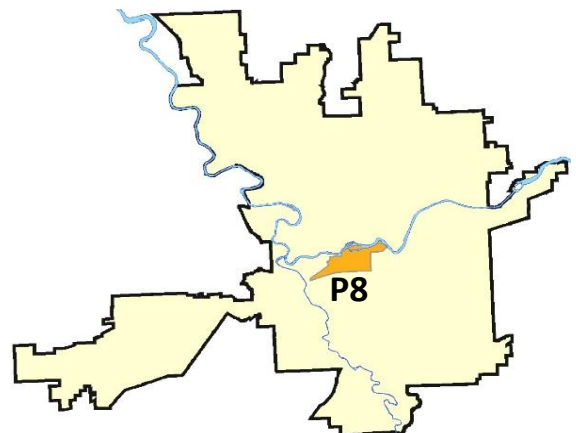
Preliminary IBR Counts

NIBRS Categories (Part 1 Selected)		7 Day Comparison			28 Day Comparison			YTD Comparison		
		Current	Prior	Percent	Current	Prior	Percent	Current	Prior	Percent
Violent	Criminal Homicide	0	0		0	1	-100.00%	3	2	50.00%
	Rape	0	0		1	3	-66.67%	24	19	26.32%
	Robbery - Commercial	0	0		0	2	-100.00%	9	8	12.50%
	Robbery - Person	2	0		4	7	-42.86%	39	34	14.71%
	Aggravated Assault - Non DV	1	0		10	7	42.86%	76	83	-8.43%
	Aggravated Assault - DV	1	0		2	1	100.00%	14	15	-6.67%
Violent Total:		4	0		17	21	-19.05%	165	161	2.48%
Property	Burglary - Residential	0	1	-100.00%	4	3	33.33%	28	27	3.70%
	Burglary Garage	0	0		0	0		6	6	0.00%
	Burglary Commercial	2	1	100.00%	4	10	-60.00%	66	75	-12.00%
	Larceny	7	18	-61.11%	67	83	-19.28%	1043	622	67.68%
	Vehicle Theft	3	1	200.00%	12	13	-7.69%	101	48	110.42%
	Arson	0	0		0	0		5	9	-44.44%
Property Total:		12	21	-42.86%	87	109	-20.18%	1249	787	58.70%
Preliminary Part 1 Crime Totals:		16	21	-23.81%	104	130	-20.00%	1414	948	49.16%
Current 7 Day Period:		9/4/2022 - 9/10/2022			Prior 7 Day Period:		8/28/2022 - 9/3/2022			
Current 28 Day Period:		8/14/2022 - 9/10/2022			Prior 28 Day Period:		7/17/2022 - 8/13/2022			
Current YTD Day Period:		1/1/2022 - 9/10/2022			Prior YTD Period:		1/1/2021 - 9/10/2021			

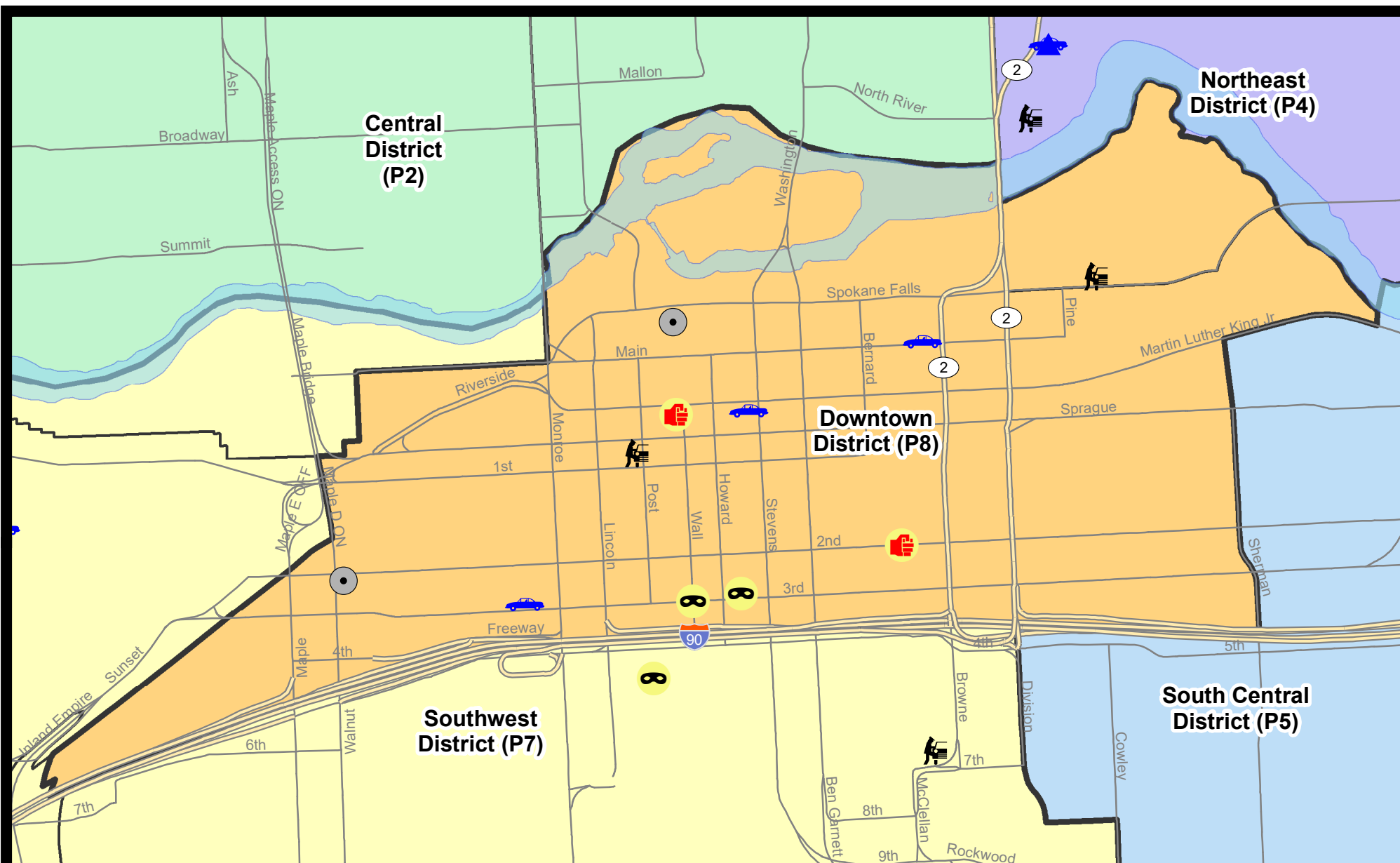
Prepared by SPD Crime Analysis Office - Monday, September 12, 2022

NOTE: SPD moved from UCR to the NIBRS reporting standard on 10/4/16 following the transition to a new RMS System. [Numbers on CompStat reports prior to this date should not be used as a comparison to those on this report.](#) Additional info on these reporting standards can be found on the FBI website: <https://ucr.fbi.gov/nibrs-overview>

This chart represents Preliminary counts of selected crime categories from Police Case Reports. Full statistical analysis to determine the confidence level of this data has not been performed. The % change columns on the preliminary counts differ from the percentage change on the NIBRS crime report, sometimes significantly. The CompStat report is designed for operational use and includes only selected NIBRS categories and coding less complex than full NIBRS rules. Official statistics for these and other NIBRS categories can be found on WASPC & FBI websites once available.



Note: On 2/10/21 a portion of the Police Block SPC5EC became part of the Downtown Precinct (SPD8EC); Consequently activity in P8 will appear higher if compared to printed CompStat reports prior to 2/10/21



City of Spokane
Downtown District (P8)
Selected
Crime Types
2022-09-04 to 2022-09-10
 Prepared By:
 Crime Analysis Unit
 Spokane Police Department

Legend

NIBRS Events



Robbery Commercial

Robbery Person



Aggravated Assault



Burglary Residential



Burglary Garage



Burglary Commercial



Vehicle Prowling



Vehicle Theft



Arson

Cases Represent LERMS Crime Codes

Points may indicate multiple events

Note: Veh Prowl is only Larceny category displayed



For Additional Information on Incidents
 pertaining to an Area, Trend, or Pattern
 Contact Information Analysis

0 0.2 Miles



THIS IS NOT A LEGAL DOCUMENT:
 The information shown on this map is compiled
 from various sources and is subject to constant
 revision. Information shown on this map should
 not be used to determine the location of facilities
 in relationship to property lines, section lines,
 streets, etc.



Sunday - Saturday

SW - Downtown District (P8)

9/4/2022 TO 9/10/2022



<u>A/C</u>	<u>Offense Statute</u>	<u>Address</u>	<u>Reported Date</u>	<u>Dist</u>
<u>SPD8RS</u>				
C	ASSAULT 2D	W 2ND AVE / S MCCLELLAN ST	9/6/2022	P8
C	ASSAULT 2D	700 W RIVERSIDE AVE	9/7/2022	P8
C	BURGLARY 2D COMMERCIAL	200 N WALL ST	9/5/2022	P8
C	BURGLARY 2D COMMERCIAL	1400 W 2ND AVE	9/8/2022	P7
C	ROBBERY 1D PERSON	500 W 3RD AVE	9/4/2022	P8
C	ROBBERY 2D PERSON	W 3RD AVE / S WALL ST	9/6/2022	P8
C	THEFT 2D ALL OTHER	400 N RIVERPOINT BLVD	9/4/2022	P8
C	THEFT 2D ALL OTHER	500 N HOWARD ST	9/5/2022	P8
C	THEFT 2D ALL OTHER	500 N HOWARD ST	9/6/2022	P8
C	THEFT 2D FROM MOTOR VEHICLE	0 S POST ST	9/6/2022	P8
C	THEFT 2D FROM MOTOR VEHICLE	100 E SPOKANE FALLS BLVD	9/7/2022	
A	THEFT 3D ALL OTHER	500 W RIVERSIDE AVE	9/4/2022	P8
C	THEFT 3D ALL OTHER	N LINCOLN ST / W SPOKANE FALLS BLVD	9/6/2022	P8
C	THEFT OF MOTOR VEHICLE	200 W MAIN AVE	9/4/2022	P2
C	THEFT OF MOTOR VEHICLE	1000 W 3RD AVE	9/6/2022	P8
C	THEFT OF MOTOR VEHICLE	500 W RIVERSIDE AVE	9/7/2022	P8

POLICE SUMMARY - Ending: Saturday, September 10, 2022



Other Jurisdiction or Unk District

Preliminary IBR Counts

NIBRS Categories (Part 1 Selected)		7 Day Comparison			28 Day Comparison			YTD Comparison		
		Current	Prior	Percent	Current	Prior	Percent	Current	Prior	Percent
Violent	Criminal Homicide	0	0		0	0		0	0	
	Rape	0	0		0	0		3	5	-40.00%
	Robbery - Commercial	0	0		0	0		0	0	
	Robbery - Person	0	0		0	0		0	1	-100.00%
	Aggravated Assault - Non DV	0	0		0	0		2	1	100.00%
	Aggravated Assault - DV	0	0		0	0		2	0	
Violent Total:		0	0		0	0		7	7	0.00%
Property	Burglary - Residential	0	0		0	0		1	0	
	Burglary Garage	4	4	0.00%	11	0		11	0	
	Burglary Commercial	0	0		1	1	0.00%	5	0	
	Larceny	60	81	-25.93%	184	7	2528.57%	229	13	1661.54%
	Vehicle Theft	0	0		0	0		3	7	-57.14%
	Arson	0	0		0	0		0	0	
Property Total:		64	85	-24.71%	196	8	2350.00%	249	20	1145.00%
Preliminary Part 1 Crime Totals:		64	85	-24.71%	196	8	2350.00%	256	27	848.15%
Current 7 Day Period:		9/4/2022 - 9/10/2022			Prior 7 Day Period:		8/28/2022 - 9/3/2022			
Current 28 Day Period:		8/14/2022 - 9/10/2022			Prior 28 Day Period:		7/17/2022 - 8/13/2022			
Current YTD Day Period:		1/1/2022 - 9/10/2022			Prior YTD Period:		1/1/2021 - 9/10/2021			

Prepared by SPD Crime Analysis Office - Monday, September 12, 2022

NOTE: SPD moved from UCR to the NIBRS reporting standard on 10/4/16 following the transition to a new RMS System. [Numbers on CompStat reports prior to this date should not be used as a comparison to those on this report.](#) Additional info on these reporting standards can be found on the FBI website: <https://ucr.fbi.gov/nibrs-overview>

This chart represents Preliminary counts of selected crime categories from Police Case Reports. Full statistical analysis to determine the confidence level of this data has not been performed. The % change columns on the preliminary counts differ from the percentage change on the NIBRS crime report, sometimes significantly. The CompStat report is designed for operational use and includes only selected NIBRS categories and coding less complex than full NIBRS rules. Official statistics for these and other NIBRS categories can be found on WASPC & FBI websites once available.

Sunday - Saturday

9/4/2022 TO 9/10/2022

Other Jurisdiction/Unk District



<u>A/C</u>	<u>Offense Statute</u>	<u>Address</u>	<u>Reported Date</u>	<u>Dist</u>
C	BURGLARY 2D GARAGE		9/7/2022	
C	BURGLARY 2D GARAGE		9/8/2022	
C	BURGLARY 2D GARAGE		9/7/2022	
C	BURGLARY 2D GARAGE		9/8/2022	
C	THEFT 1D ALL OTHER		9/4/2022	
C	THEFT 2D ALL OTHER		9/6/2022	
C	THEFT 2D ALL OTHER		9/6/2022	
C	THEFT 2D ALL OTHER		9/9/2022	
C	THEFT 2D ALL OTHER		9/9/2022	
C	THEFT 2D FROM BUILDING		9/5/2022	
C	THEFT 2D FROM BUILDING		9/6/2022	
C	THEFT 2D FROM BUILDING		9/8/2022	
C	THEFT 2D FROM MOTOR VEHICLE		9/6/2022	
C	THEFT 2D FROM MOTOR VEHICLE		9/7/2022	
C	THEFT 2D FROM MOTOR VEHICLE		9/8/2022	
C	THEFT 2D FROM MOTOR VEHICLE		9/8/2022	
C	THEFT 2D FROM MOTOR VEHICLE		9/9/2022	
C	THEFT 2D FROM MOTOR VEHICLE		9/10/2022	
C	THEFT 2D SHOPLIFTING		9/5/2022	
C	THEFT 2D SHOPLIFTING		9/6/2022	
C	THEFT 2D VEHICLE PARTS AND ACCESSORIES		9/7/2022	
C	THEFT 3D ALL OTHER		9/6/2022	
C	THEFT 3D ALL OTHER		9/7/2022	
C	THEFT 3D ALL OTHER		9/7/2022	
C	THEFT 3D ALL OTHER		9/8/2022	
C	THEFT 3D ALL OTHER		9/8/2022	
C	THEFT 3D ALL OTHER		9/8/2022	
C	THEFT 3D ALL OTHER		9/8/2022	
C	THEFT 3D ALL OTHER		9/9/2022	
C	THEFT 3D FROM BUILDING		9/5/2022	
C	THEFT 3D FROM MOTOR VEHICLE		9/5/2022	
C	THEFT 3D FROM MOTOR VEHICLE		9/6/2022	
C	THEFT 3D FROM MOTOR VEHICLE		9/6/2022	
C	THEFT 3D FROM MOTOR VEHICLE		9/6/2022	
C	THEFT 3D FROM MOTOR VEHICLE		9/6/2022	
C	THEFT 3D FROM MOTOR VEHICLE		9/6/2022	
C	THEFT 3D FROM MOTOR VEHICLE		9/6/2022	
C	THEFT 3D FROM MOTOR VEHICLE		9/6/2022	
C	THEFT 3D FROM MOTOR VEHICLE		9/6/2022	

For protection of victim privacy, the entire address on sexual assault crimes has been redacted.

A/C	Offense Statute	Address	Reported Date	Dist
C	THEFT 3D FROM MOTOR VEHICLE		9/7/2022	
C	THEFT 3D FROM MOTOR VEHICLE		9/8/2022	
C	THEFT 3D FROM MOTOR VEHICLE		9/8/2022	
C	THEFT 3D FROM MOTOR VEHICLE		9/8/2022	
C	THEFT 3D FROM MOTOR VEHICLE		9/9/2022	
C	THEFT 3D FROM MOTOR VEHICLE		9/10/2022	
C	THEFT 3D SHOPLIFTING		9/4/2022	
C	THEFT 3D SHOPLIFTING		9/4/2022	
C	THEFT 3D SHOPLIFTING		9/4/2022	
C	THEFT 3D SHOPLIFTING		9/5/2022	
C	THEFT 3D SHOPLIFTING		9/5/2022	
C	THEFT 3D SHOPLIFTING		9/5/2022	
C	THEFT 3D SHOPLIFTING		9/6/2022	
C	THEFT 3D SHOPLIFTING		9/7/2022	
C	THEFT 3D SHOPLIFTING		9/8/2022	
C	THEFT 3D SHOPLIFTING		9/8/2022	
C	THEFT 3D SHOPLIFTING		9/9/2022	
C	THEFT 3D SHOPLIFTING		9/9/2022	
C	THEFT 3D SHOPLIFTING		9/9/2022	
C	THEFT 3D SHOPLIFTING		9/9/2022	
C	THEFT 3D SHOPLIFTING		9/9/2022	
C	THEFT 3D VEHICLE PARTS AND ACCESSORIES		9/4/2022	
C	THEFT 3D VEHICLE PARTS AND ACCESSORIES		9/4/2022	
C	THEFT 3D VEHICLE PARTS AND ACCESSORIES		9/7/2022	
C	THEFT 3D VEHICLE PARTS AND ACCESSORIES		9/8/2022	
C	THEFT 3D VEHICLE PARTS AND ACCESSORIES		9/10/2022	