

SPOKANE POLICE DEPARTMENT

PRELIMINARY CITYWIDE **IBR** CRIME REPORT



Preliminary IBR Counts

CHIEF OF POLICE

Craig Meidl

Period Ending: Saturday, August 27, 2022

NIBRS Categories (Part 1 Selected)		7 Day Comparison			28 Day Comparison			YTD Comparison		
		Current	Prior	Percent	Current	Prior	Percent	Current	Prior	Percent
Violent	Criminal Homicide	2	0		2	2	0.00%	11	8	37.50%
	Rape	3	1	200.00%	11	15	-26.67%	148	174	-14.94%
	Robbery - Commercial	1	1	0.00%	4	11	-63.64%	72	41	75.61%
	Robbery - Person	3	1	200.00%	12	22	-45.45%	141	136	3.68%
	Aggravated Assault - Non DV	15	20	-25.00%	52	33	57.58%	358	345	3.77%
	Aggravated Assault - DV	5	5	0.00%	25	33	-24.24%	228	236	-3.39%
Violent Total:		29	28	3.57%	106	116	-8.62%	958	940	1.91%
Property	Burglary - Residential	22	19	15.79%	75	57	31.58%	530	489	8.38%
	Burglary Garage	5	11	-54.55%	32	37	-13.51%	252	286	-11.89%
	Burglary Commercial	8	12	-33.33%	45	44	2.27%	428	287	49.13%
	Larceny	88	207	-57.49%	632	683	-7.47%	6547	5331	22.81%
	Vehicle Theft	32	50	-36.00%	166	166	0.00%	1162	675	72.15%
	Arson	0	3	-100.00%	5	3	66.67%	44	77	-42.86%
Property Total:		155	302	-48.68%	955	990	-3.54%	8963	7145	25.44%
Preliminary Part 1 Crime Totals:		184	330	-44.24%	1061	1106	-4.07%	9921	8085	22.71%
Current 7 Day Period:		8/21/2022 - 8/27/2022			Prior 7 Day Period:		8/14/2022 - 8/20/2022			
Current 28 Day Period:		7/31/2022 - 8/27/2022			Prior 28 Day Period:		7/3/2022 - 7/30/2022			
Current YTD Day Period:		1/1/2022 - 8/27/2022			Prior YTD Period:		1/1/2021 - 8/27/2021			

Prepared by SPD Crime Analysis Office - Monday, August 29, 2022

NOTE: SPD moved from UCR to the NIBRS reporting standard on 10/4/16 following the transition to a new RMS System. [Numbers on CompStat reports prior to this date should not be used as a comparison to those on this report.](#) Additional info on these reporting standards can be found on the FBI website: <https://ucr.fbi.gov/nibrs-overview>

This chart represents Preliminary counts of selected crime categories from Police Case Reports. Full statistical analysis to determine the confidence level of this data has not been performed. The % change columns on the preliminary counts differ from the percentage change on the NIBRS crime report, sometimes significantly. The CompStat report is designed for operational use and includes only selected NIBRS categories and coding less complex than full NIBRS rules. Official statistics for these and other NIBRS categories can be found on WASPC & FBI websites once available.



SPOKANE POLICE DEPARTMENT



NORTH

Police Service Area

PSA Commander

Captain Mark Griffiths

Northwest District (P1)

Central District (P2)

Neva-Wood District (P3)

Northeast District (P4)



POLICE SUMMARY - Ending: Saturday, August 27, 2022

NORTH PRECINCT (P1, P2, P3, and P4)



Preliminary IBR Counts

NIBRS Categories (Part 1 Selected)		7 Day Comparison			28 Day Comparison			YTD Comparison		
		Current	Prior	Percent	Current	Prior	Percent	Current	Prior	Percent
Violent	Criminal Homicide	2	0		2	1	100.00%	7	4	75.00%
	Rape	0	0		5	8	-37.50%	76	103	-26.21%
	Robbery - Commercial	1	1	0.00%	3	5	-40.00%	52	26	100.00%
	Robbery - Person	1	1	0.00%	6	7	-14.29%	75	78	-3.85%
	Aggravated Assault - Non DV	8	8	0.00%	24	16	50.00%	192	168	14.29%
	Aggravated Assault - DV	2	4	-50.00%	13	24	-45.83%	141	141	0.00%
Violent Total:		14	14	0.00%	53	61	-13.11%	543	520	4.42%
Property	Burglary - Residential	13	15	-13.33%	47	34	38.24%	334	317	5.36%
	Burglary Garage	3	6	-50.00%	20	20	0.00%	148	186	-20.43%
	Burglary Commercial	6	5	20.00%	20	17	17.65%	218	140	55.71%
	Larceny	44	112	-60.71%	343	383	-10.44%	3579	3264	9.65%
	Vehicle Theft	19	30	-36.67%	109	104	4.81%	708	419	68.97%
	Arson	0	2	-100.00%	4	3	33.33%	29	49	-40.82%
Property Total:		85	170	-50.00%	543	561	-3.21%	5016	4375	14.65%
Preliminary Part 1 Crime Totals:		99	184	-46.20%	596	622	-4.18%	5559	4895	13.56%
Current 7 Day Period:		8/21/2022 - 8/27/2022			Prior 7 Day Period:		8/14/2022 - 8/20/2022			
Current 28 Day Period:		7/31/2022 - 8/27/2022			Prior 28 Day Period:		7/3/2022 - 7/30/2022			
Current YTD Day Period:		1/1/2022 - 8/27/2022			Prior YTD Period:		1/1/2021 - 8/27/2021			

Prepared by SPD Crime Analysis Office - Monday, August 29, 2022

NOTE: SPD moved from UCR to the NIBRS reporting standard on 10/4/16 following the transition to a new RMS System. [Numbers on CompStat reports prior to this date should not be used as a comparison to those on this report.](#) Additional info on these reporting standards can be found on the FBI website: <https://ucr.fbi.gov/nibrs-overview>

This chart represents Preliminary counts of selected crime categories from Police Case Reports. Full statistical analysis to determine the confidence level of this data has not been performed. The % change columns on the preliminary counts differ from the percentage change on the NIBRS crime report, sometimes significantly. The CompStat report is designed for operational use and includes only selected NIBRS categories and coding less complex than full NIBRS rules. Official statistics for these and other NIBRS categories can be found on WASPC & FBI websites once available.



POLICE SUMMARY - Ending: Saturday, August 27, 2022



NW - Northwest District (P1)

Preliminary IBR Counts

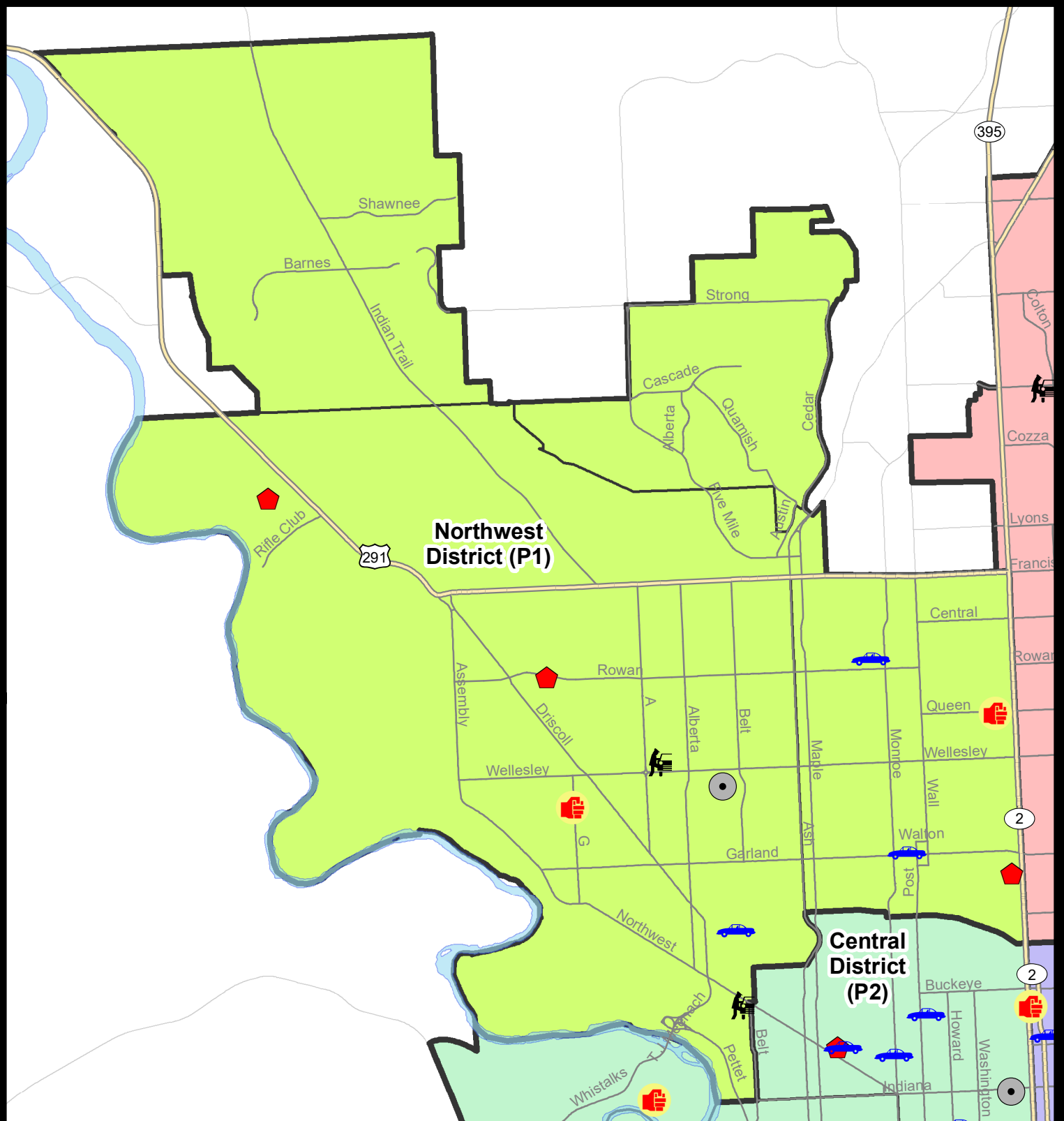
NIBRS Categories (Part 1 Selected)		7 Day Comparison			28 Day Comparison			YTD Comparison		
		Current	Prior	Percent	Current	Prior	Percent	Current	Prior	Percent
Violent	Criminal Homicide	1	0		1	1	0.00%	3	1	200.00%
	Rape	0	0		2	3	-33.33%	22	25	-12.00%
	Robbery - Commercial	0	0		0	1	-100.00%	6	6	0.00%
	Robbery - Person	0	0		0	0		10	16	-37.50%
	Aggravated Assault - Non DV	2	0		6	1	500.00%	39	25	56.00%
	Aggravated Assault - DV	0	0		2	6	-66.67%	35	30	16.67%
Violent Total:		3	0		11	12	-8.33%	115	103	11.65%
Property	Burglary - Residential	3	2	50.00%	8	9	-11.11%	77	73	5.48%
	Burglary Garage	0	1	-100.00%	4	3	33.33%	33	63	-47.62%
	Burglary Commercial	1	1	0.00%	2	1	100.00%	23	19	21.05%
	Larceny	10	19	-47.37%	75	76	-1.32%	621	697	-10.90%
	Vehicle Theft	3	5	-40.00%	15	11	36.36%	102	84	21.43%
	Arson	0	0		0	1	-100.00%	5	11	-54.55%
Property Total:		17	28	-39.29%	104	101	2.97%	861	947	-9.08%
Preliminary Part 1 Crime Totals:		20	28	-28.57%	115	113	1.77%	976	1050	-7.05%
Current 7 Day Period:		8/21/2022 - 8/27/2022			Prior 7 Day Period:		8/14/2022 - 8/20/2022			
Current 28 Day Period:		7/31/2022 - 8/27/2022			Prior 28 Day Period:		7/3/2022 - 7/30/2022			
Current YTD Day Period:		1/1/2022 - 8/27/2022			Prior YTD Period:		1/1/2021 - 8/27/2021			

Prepared by SPD Crime Analysis Office - Monday, August 29, 2022

NOTE: SPD moved from UCR to the NIBRS reporting standard on 10/4/16 following the transition to a new RMS System. [Numbers on CompStat reports prior to this date should not be used as a comparison to those on this report.](#) Additional info on these reporting standards can be found on the FBI website: <https://ucr.fbi.gov/nibrs-overview>

This chart represents Preliminary counts of selected crime categories from Police Case Reports. Full statistical analysis to determine the confidence level of this data has not been performed. The % change columns on the preliminary counts differ from the percentage change on the NIBRS crime report, sometimes significantly. The CompStat report is designed for operational use and includes only selected NIBRS categories and coding less complex than full NIBRS rules. Official statistics for these and other NIBRS categories can be found on WASPC & FBI websites once available.





City of Spokane
Northwest District (P1)
Selected Crime Codes
2022-08-21 to 2022-08-27
 Prepared By:
 Crime Analysis Unit
 Spokane Police Department

Legend

NIBRS Events

Criminal Homicide	Robbery Person	Burglary Commercial
Rape	Aggravated Assault	Vehicle Prowling
Robbery Commercial	Burglary Residential	Vehicle Theft
Burglary Garage	Arson	SPOKANE POLICE

*Cases Represent LERMS Crime Codes
 Points may indicate multiple events
 Note: Veh Prowl is only Larceny displayed*

For Additional Information on Incidents pertaining to an Area, Trend, or Pattern Contact Information Analysis

0 0.25 0.5 1 Miles

SPOKANE
 INFORMATION SYSTEM

THIS IS NOT A LEGAL DOCUMENT:
 The information shown on this map is compiled from various sources and is subject to constant revision. Information shown on this map should not be used to determine the location of facilities in relationship to property lines, section lines, streets, etc.

Sunday - Saturday

NW - Northwest District (P1)

8/21/2022 TO 8/27/2022



<u>A/C</u>	<u>Offense Statute</u>	<u>Address</u>	<u>Reported Date</u>	<u>Dist</u>
<u>SPA1FM</u>				
C	THEFT 2D FROM BUILDING	1600 W KEDLIN LN	8/22/2022	P1
<u>SPA1NH</u>				
C	ASSAULT 1D	100 W QUEEN AVE	8/27/2022	P3
C	MURDER 2D	100 W QUEEN AVE	8/27/2022	P3
C	RESIDENTIAL BURGLARY	3700 N ATLANTIC ST	8/26/2022	P1
C	THEFT 1D ALL OTHER	5900 N MONROE ST	8/26/2022	P1
C	THEFT OF MOTOR VEHICLE	5500 N MADISON ST	8/21/2022	P1
C	THEFT OF MOTOR VEHICLE	800 W GARLAND AVE	8/25/2022	P1
<u>SPA1NW</u>				
C	BURGLARY 2D COMMERCIAL	2300 W WELLESLEY AVE	8/22/2022	P1
C	BURGLARY 2D FENCED AREA	5900 W EXCELL AVE	8/22/2022	P1
C	HARASSMENT FELONY WEAPON INVOLVED	3500 W HEROY AVE	8/25/2022	P1
C	RESIDENTIAL BURGLARY	5800 W EXCELL AVE	8/22/2022	P1
C	RESIDENTIAL BURGLARY	3500 W ROWAN AVE	8/24/2022	P1
C	THEFT 3D ALL OTHER	4700 N DRISCOLL BLVD	8/21/2022	
C	THEFT 3D FROM MOTOR VEHICLE	2100 W BUCKEYE AVE	8/22/2022	
C	THEFT 3D SHOPLIFTING	2400 W WELLESLEY AVE	8/23/2022	
C	THEFT 3D SHOPLIFTING	2400 W WELLESLEY AVE	8/23/2022	
C	THEFT 3D VEHICLE PARTS AND ACCESSORIES	6100 N SUTHERLIN ST	8/23/2022	P1
C	THEFT 3D VEHICLE PARTS AND ACCESSORIES	2900 N HEMLOCK ST	8/23/2022	P1
C	THEFT OF A FIREARM FROM MOTOR VEHICLE	2800 W BROAD AVE	8/25/2022	P1
C	THEFT OF MOTOR VEHICLE	2200 W LIBERTY AVE	8/27/2022	P1

POLICE SUMMARY - Ending: Saturday, August 27, 2022

NW - North Central District (P2)



Preliminary IBR Counts

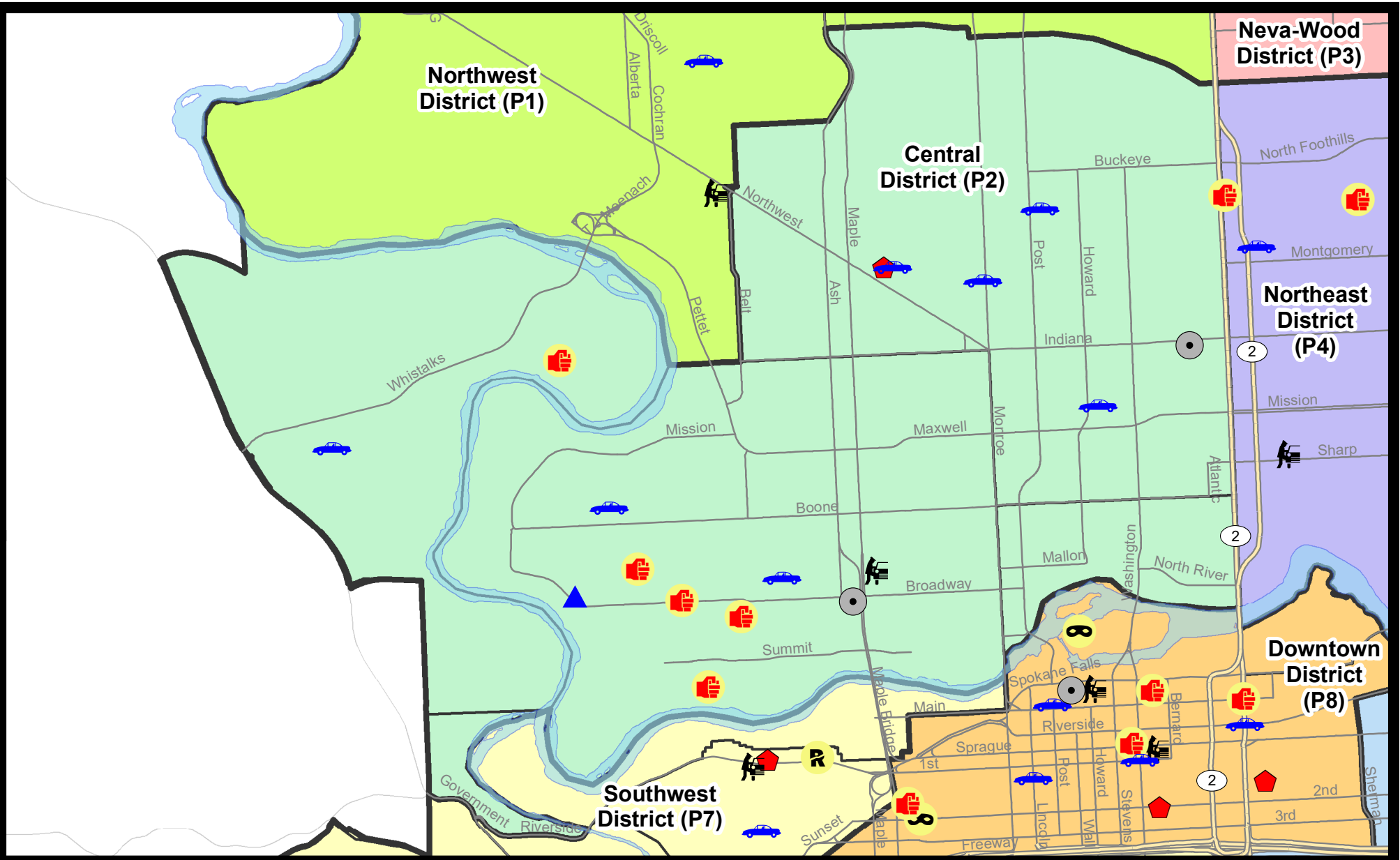
NIBRS Categories (Part 1 Selected)		7 Day Comparison			28 Day Comparison			YTD Comparison		
		Current	Prior	Percent	Current	Prior	Percent	Current	Prior	Percent
Violent	Criminal Homicide	1	0		1	0		2	0	
	Rape	0	0		1	1	0.00%	19	24	-20.83%
	Robbery - Commercial	0	0		0	1	-100.00%	9	1	800.00%
	Robbery - Person	0	0		1	2	-50.00%	18	19	-5.26%
	Aggravated Assault - Non DV	4	2	100.00%	6	4	50.00%	53	42	26.19%
	Aggravated Assault - DV	1	3	-66.67%	6	5	20.00%	36	36	0.00%
Violent Total:		6	5	20.00%	15	13	15.38%	137	122	12.30%
Property	Burglary - Residential	2	3	-33.33%	8	6	33.33%	70	83	-15.66%
	Burglary Garage	1	1	0.00%	4	9	-55.56%	37	38	-2.63%
	Burglary Commercial	2	2	0.00%	5	5	0.00%	47	25	88.00%
	Larceny	6	17	-64.71%	66	75	-12.00%	707	630	12.22%
	Vehicle Theft	7	9	-22.22%	28	27	3.70%	163	109	49.54%
	Arson	0	0		0	1	-100.00%	8	13	-38.46%
Property Total:		18	32	-43.75%	111	123	-9.76%	1032	898	14.92%
Preliminary Part 1 Crime Totals:		24	37	-35.14%	126	136	-7.35%	1169	1020	14.61%
Current 7 Day Period:		8/21/2022 - 8/27/2022			Prior 7 Day Period:		8/14/2022 - 8/20/2022			
Current 28 Day Period:		7/31/2022 - 8/27/2022			Prior 28 Day Period:		7/3/2022 - 7/30/2022			
Current YTD Day Period:		1/1/2022 - 8/27/2022			Prior YTD Period:		1/1/2021 - 8/27/2021			

Prepared by SPD Crime Analysis Office - Monday, August 29, 2022

NOTE: SPD moved from UCR to the NIBRS reporting standard on 10/4/16 following the transition to a new RMS System. [Numbers on CompStat reports prior to this date should not be used as a comparison to those on this report.](#) Additional info on these reporting standards can be found on the FBI website: <https://ucr.fbi.gov/nibrs-overview>

This chart represents Preliminary counts of selected crime categories from Police Case Reports. Full statistical analysis to determine the confidence level of this data has not been performed. The % change columns on the preliminary counts differ from the percentage change on the NIBRS crime report, sometimes significantly. The CompStat report is designed for operational use and includes only selected NIBRS categories and coding less complex than full NIBRS rules. Official statistics for these and other NIBRS categories can be found on WASPC & FBI websites once available.





City of Spokane
Central District (P2)
Selected
Crime Types
2022-08-21 to 2022-08-27
 Prepared By:
 Crime Analysis Unit
 Spokane Police Department

Legend


NIBRS Events

- | | | | |
|-------------------|--------------------|----------------------|---------------------|
| Criminal Homicide | Robbery Commercial | Aggravated Assault | Burglary Commercial |
| Rape | Robbery Person | Burglary Residential | Vehicle Prowling |
| | | Burglary Garage | Vehicle Theft |
| | | | Arson |

Cases Represent LERMS Crime Codes
 Points may indicate multiple events
 Note: Veh Prowl is only Larceny category displayed



For Additional Information on Incidents
 pertaining to an Area, Trend, or Pattern
 Contact Information Analysis



THIS IS NOT A LEGAL DOCUMENT:
 The information shown on this map is compiled
 from various sources and is subject to constant
 revision. Information shown on this map should
 not be used to determine the location of facilities
 in relationship to property lines, section lines,
 streets, etc.

Sunday - Saturday

NW - Central District (P2)

8/21/2022 TO 8/27/2022



<u>A/C</u>	<u>Offense Statute</u>	<u>Address</u>	<u>Reported Date</u>	<u>Dist</u>
<u>SPA2EG</u>				
C	BURGLARY 2D COMMERCIAL	100 W INDIANA AVE	8/24/2022	P1
C	MURDER 1D	1300 W SHANNON AVE	8/21/2022	P1
C	RESIDENTIAL BURGLARY	1400 W MONTGOMERY AVE	8/25/2022	P1
C	THEFT 3D ALL OTHER	2600 N ASH ST	8/23/2022	
C	THEFT OF MOTOR VEHICLE	700 W YORK AVE	8/21/2022	P2
C	THEFT OF MOTOR VEHICLE	1600 N HOWARD ST	8/22/2022	P2
C	THEFT OF MOTOR VEHICLE	1400 W MONTGOMERY AVE	8/22/2022	P2
C	THEFT OF MOTOR VEHICLE	2200 N MONROE ST	8/27/2022	P2
<u>SPA2WC</u>				
C	ASSAULT 1D	N NETTLETON ST / W OHIO AVE	8/24/2022	P1
C	ASSAULT 1D	2100 W COLLEGE AVE	8/25/2022	P1
C	ASSAULT 3D WEAPON OR NEGLIGENT INJURY	2400 W BROADWAY AVE	8/23/2022	P1
C	ASSAULT 4D WEAPON	2600 W DEAN AVE	8/22/2022	P1
C	BURGLARY 1D FROM RESIDENCE	2400 W BROADWAY AVE	8/23/2022	P1
C	BURGLARY 2D COMMERCIAL	1600 W BROADWAY AVE	8/23/2022	P1
C	BURGLARY 2D GARAGE	800 N SUMMIT BLVD	8/22/2022	
C	THEFT 2D ALL OTHER	1700 W MALLON AVE	8/21/2022	P2
C	THEFT 2D FROM BUILDING	1100 N MONROE ST	8/21/2022	
C	THEFT 3D ALL OTHER	2900 W DEAN AVE	8/23/2022	
C	THEFT 3D FROM BUILDING	1700 W BROADWAY AVE	8/27/2022	P1
C	THEFT OF A FIREARM FROM MOTOR VEHICLE	1500 W MALLON AVE	8/23/2022	P2
C	THEFT OF MOTOR VEHICLE	2700 W SHARP AVE	8/22/2022	P2
C	THEFT OF MOTOR VEHICLE	1900 W MALLON AVE	8/26/2022	P2
<u>SPA2WH</u>				
C	DRIVE BY SHOOTING	1900 N HOLY NAMES CT	8/24/2022	P1
C	THEFT OF MOTOR VEHICLE	3800 W WHISTALKS WAY	8/22/2022	P1

POLICE SUMMARY - Ending: Saturday, August 27, 2022



NE - Neva-Wood District (P3)

Preliminary IBR Counts

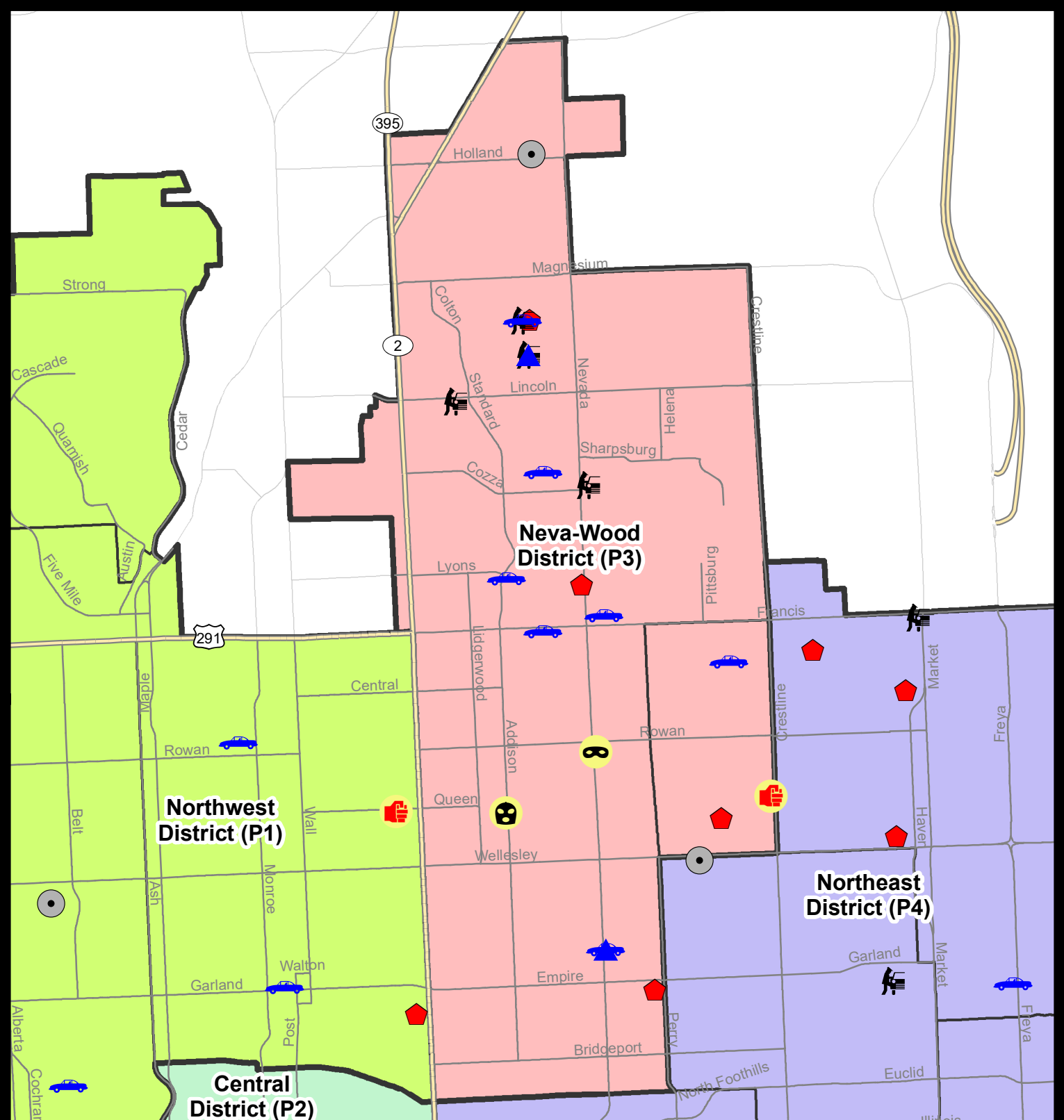
NIBRS Categories (Part 1 Selected)		7 Day Comparison			28 Day Comparison			YTD Comparison		
		Current	Prior	Percent	Current	Prior	Percent	Current	Prior	Percent
Violent	Criminal Homicide	0	0		0	0		2	2	0.00%
	Rape	0	0		0	3	-100.00%	18	30	-40.00%
	Robbery - Commercial	1	1	0.00%	3	1	200.00%	28	14	100.00%
	Robbery - Person	1	0		2	1	100.00%	28	20	40.00%
	Aggravated Assault - Non DV	0	1	-100.00%	1	4	-75.00%	35	53	-33.96%
	Aggravated Assault - DV	1	0		4	9	-55.56%	32	42	-23.81%
Violent Total:		3	2	50.00%	10	18	-44.44%	143	161	-11.18%
Property	Burglary - Residential	4	4	0.00%	15	5	200.00%	93	74	25.68%
	Burglary Garage	2	2	0.00%	10	7	42.86%	52	47	10.64%
	Burglary Commercial	1	2	-50.00%	6	8	-25.00%	65	57	14.04%
	Larceny	19	53	-64.15%	141	159	-11.32%	1588	1217	30.48%
	Vehicle Theft	7	12	-41.67%	45	45	0.00%	256	98	161.22%
	Arson	0	0		1	1	0.00%	7	10	-30.00%
Property Total:		33	73	-54.79%	218	225	-3.11%	2061	1503	37.13%
Preliminary Part 1 Crime Totals:		36	75	-52.00%	228	243	-6.17%	2204	1664	32.45%
Current 7 Day Period:		8/21/2022 - 8/27/2022			Prior 7 Day Period:		8/14/2022 - 8/20/2022			
Current 28 Day Period:		7/31/2022 - 8/27/2022			Prior 28 Day Period:		7/3/2022 - 7/30/2022			
Current YTD Day Period:		1/1/2022 - 8/27/2022			Prior YTD Period:		1/1/2021 - 8/27/2021			

Prepared by SPD Crime Analysis Office - Monday, August 29, 2022

NOTE: SPD moved from UCR to the NIBRS reporting standard on 10/4/16 following the transition to a new RMS System. [Numbers on CompStat reports prior to this date should not be used as a comparison to those on this report.](#) Additional info on these reporting standards can be found on the FBI website: <https://ucr.fbi.gov/nibrs-overview>

This chart represents Preliminary counts of selected crime categories from Police Case Reports. Full statistical analysis to determine the confidence level of this data has not been performed. The % change columns on the preliminary counts differ from the percentage change on the NIBRS crime report, sometimes significantly. The CompStat report is designed for operational use and includes only selected NIBRS categories and coding less complex than full NIBRS rules. Official statistics for these and other NIBRS categories can be found on WASPC & FBI websites once available.





City of Spokane
Neva-Wood District (P3)
Selected Crime Codes
2022-08-21 to 2022-08-27
 Prepared By:
 Crime Analysis Unit
 Spokane Police Department

Legend

NIBRS Events



Criminal Homicide



Rape



Robbery Commercial



Robbery Person



Aggravated Assault



Burglary Residential



Burglary Garage



Burglary Commercial



Vehicle Prowling



Vehicle Theft



Arson



Cases Represent LERMS Crime Codes
 Points may indicate multiple events
 Note: Veh Prowl is only Larceny displayed

For Additional Information on
 Incidents pertaining to an
 Area, Trend, or Pattern
 Contact Information Analysis

0 0.2 0.4 0.8 Miles



THIS IS NOT A LEGAL DOCUMENT:
 The information shown on this map is compiled
 from various sources and is subject to constant
 revision. Information shown on this map should
 not be used to determine the location of facilities
 in relationship to property lines, section lines,
 streets, etc.

Sunday - Saturday

NE - Neva-Wood District (P3)

8/21/2022 TO 8/27/2022



A/C	Offense Statute	Address	Reported Date	Dist
SPB3NL				
C	BURGLARY 1D FROM RESIDENCE	900 E HOLYOKE AVE	8/27/2022	P2
C	BURGLARY 2D COMMERCIAL	700 E HOLLAND AVE	8/25/2022	P4
A	BURGLARY 2D FENCED AREA	1100 E FRANCIS AVE	8/23/2022	P4
C	BURGLARY 2D GARAGE	4000 N NEVADA ST	8/25/2022	P4
C	BURGLARY 2D GARAGE	600 E SIERRA AVE	8/21/2022	
C	RESIDENTIAL BURGLARY	1300 E PROVIDENCE AVE	8/26/2022	P3
C	RESIDENTIAL BURGLARY	600 E BULL RUN CT	8/27/2022	P4
C	RETAIL THEFT WITH SPECIAL CIRCUMSTANCES 3D	9700 N NEWPORT HWY	8/27/2022	P4
C	ROBBERY 1D COMMERCIAL	5000 N ADDISON ST	8/26/2022	P2
C	ROBBERY 1D PERSON	1000 E NORTH AVE	8/24/2022	P4
C	THEFT 1D ALL OTHER	6400 N PERRY ST	8/25/2022	P3
C	THEFT 2D FROM MOTOR VEHICLE	600 E VICKSBURG AVE	8/22/2022	P4
C	THEFT 2D SHOPLIFTING	9100 N NEWPORT HWY	8/21/2022	
C	THEFT 3D FROM BUILDING	10000 N NEVADA ST	8/23/2022	P3
C	THEFT 3D FROM MOTOR VEHICLE	200 E LINCOLN RD	8/21/2022	P3
C	THEFT 3D FROM MOTOR VEHICLE	1000 E COZZA DR	8/22/2022	
C	THEFT 3D FROM MOTOR VEHICLE	600 E SIERRA AVE	8/21/2022	
C	THEFT 3D SHOPLIFTING	7700 N DIVISION ST	8/21/2022	P3
C	THEFT 3D SHOPLIFTING	4700 N DIVISION ST	8/25/2022	P2
C	THEFT 3D SHOPLIFTING	4700 N DIVISION ST	8/21/2022	
C	THEFT 3D SHOPLIFTING	7500 N DIVISION ST	8/22/2022	
C	THEFT 3D SHOPLIFTING	4700 N DIVISION ST	8/23/2022	
C	THEFT 3D VEHICLE PARTS AND ACCESSORIES	1000 E SHARPSBURG AVE	8/22/2022	P3
C	THEFT 3D VEHICLE PARTS AND ACCESSORIES	6400 N PERRY ST	8/22/2022	P3
C	THEFT 3D VEHICLE PARTS AND ACCESSORIES	300 E HOFFMAN AVE	8/23/2022	P3
C	THEFT 3D VEHICLE PARTS AND ACCESSORIES	N NEWPORT HWY / E HAWTHORNE RD	8/25/2022	P3
C	THEFT 3D VEHICLE PARTS AND ACCESSORIES	7300 N DIVISION ST	8/27/2022	P3
C	THEFT OF MOTOR VEHICLE	600 E VICKSBURG AVE	8/22/2022	P4
C	THEFT OF MOTOR VEHICLE	N HAMILTON ST / E WILDING AVE	8/23/2022	P3
A	THEFT OF MOTOR VEHICLE	1100 E FRANCIS AVE	8/23/2022	P4
C	THEFT OF MOTOR VEHICLE	600 E FRANCIS AVE	8/23/2022	P3
C	THEFT OF MOTOR VEHICLE	6600 N ADDISON ST	8/25/2022	P2
C	THEFT OF MOTOR VEHICLE	4000 N NEVADA ST	8/25/2022	P4
SPB3WH				
C	ASSAULT 3D WEAPON OR NEGLIGENT INJURY	2000 E QUEEN AVE	8/24/2022	P4
C	RESIDENTIAL BURGLARY	1700 E OLYMPIC AVE	8/27/2022	P4
C	THEFT OF MOTOR VEHICLE	1800 E BISMARCK AVE	8/21/2022	P4

POLICE SUMMARY - Ending: Saturday, August 27, 2022



NE - Northeast District (P4)

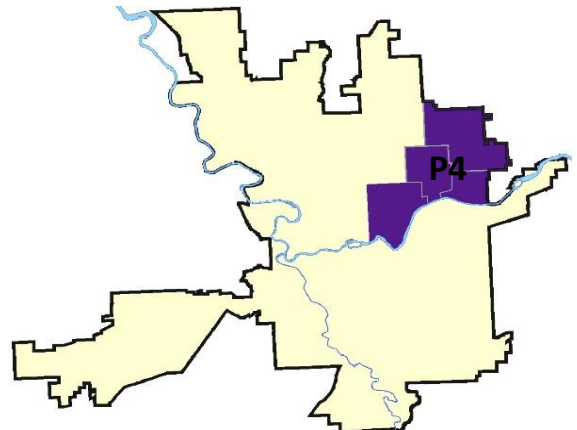
Preliminary IBR Counts

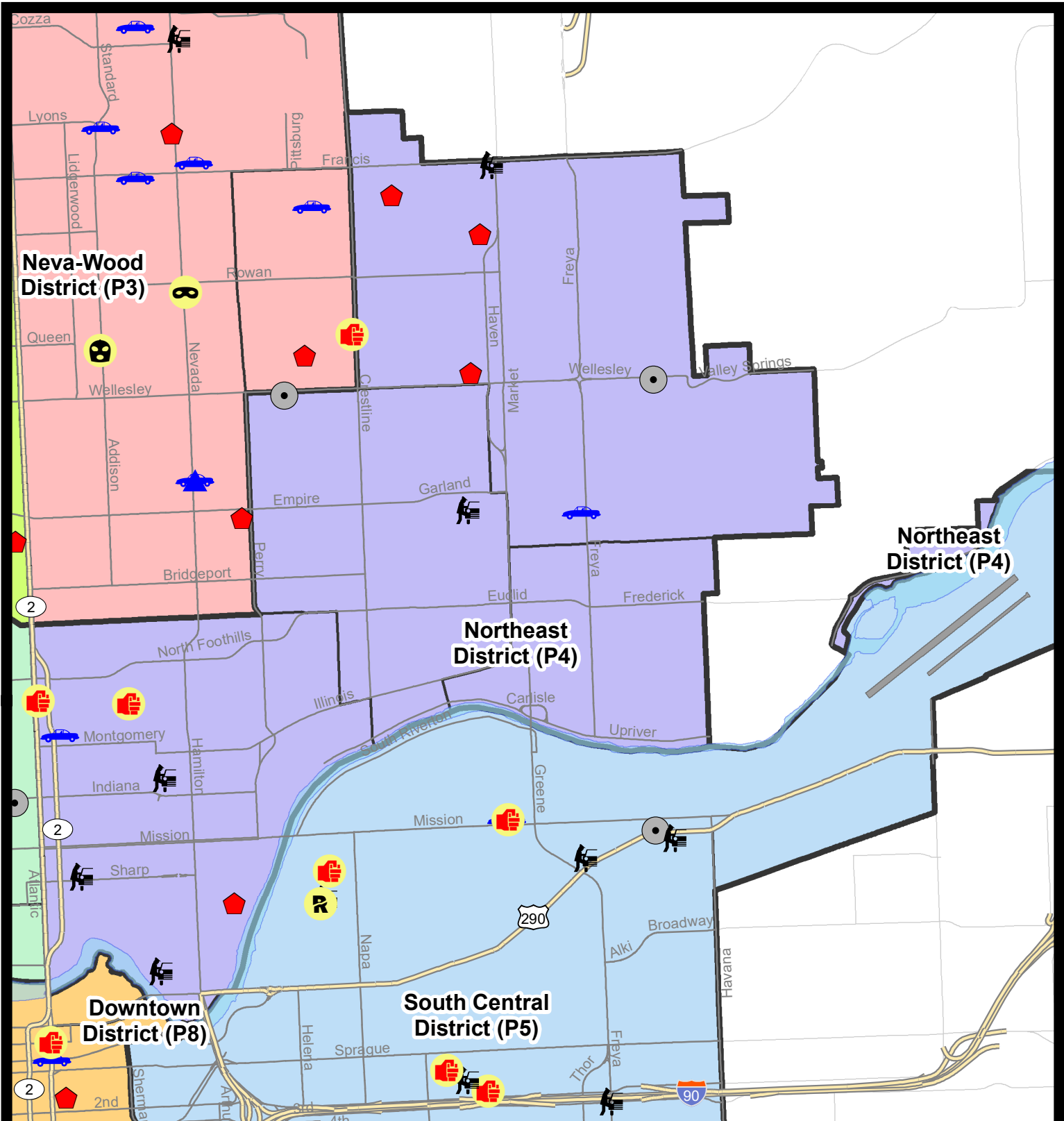
NIBRS Categories (Part 1 Selected)		7 Day Comparison			28 Day Comparison			YTD Comparison		
		Current	Prior	Percent	Current	Prior	Percent	Current	Prior	Percent
Violent	Criminal Homicide	0	0		0	0		0	1	-100.00%
	Rape	0	0		2	1	100.00%	17	24	-29.17%
	Robbery - Commercial	0	0		0	2	-100.00%	9	5	80.00%
	Robbery - Person	0	1	-100.00%	3	4	-25.00%	19	23	-17.39%
	Aggravated Assault - Non DV	2	5	-60.00%	11	7	57.14%	65	48	35.42%
	Aggravated Assault - DV	0	1	-100.00%	1	4	-75.00%	38	33	15.15%
Violent Total:		2	7	-71.43%	17	18	-5.56%	148	134	10.45%
Property	Burglary - Residential	4	6	-33.33%	16	14	14.29%	94	87	8.05%
	Burglary Garage	0	2	-100.00%	2	1	100.00%	26	38	-31.58%
	Burglary Commercial	2	0		7	3	133.33%	83	39	112.82%
	Larceny	9	23	-60.87%	61	73	-16.44%	663	720	-7.92%
	Vehicle Theft	2	4	-50.00%	21	21	0.00%	187	128	46.09%
	Arson	0	2	-100.00%	3	0		9	15	-40.00%
Property Total:		17	37	-54.05%	110	112	-1.79%	1062	1027	3.41%
Preliminary Part 1 Crime Totals:		19	44	-56.82%	127	130	-2.31%	1210	1161	4.22%
Current 7 Day Period:		8/21/2022 - 8/27/2022			Prior 7 Day Period:		8/14/2022 - 8/20/2022			
Current 28 Day Period:		7/31/2022 - 8/27/2022			Prior 28 Day Period:		7/3/2022 - 7/30/2022			
Current YTD Day Period:		1/1/2022 - 8/27/2022			Prior YTD Period:		1/1/2021 - 8/27/2021			

Prepared by SPD Crime Analysis Office - Monday, August 29, 2022

NOTE: SPD moved from UCR to the NIBRS reporting standard on 10/4/16 following the transition to a new RMS System. [Numbers on CompStat reports prior to this date should not be used as a comparison to those on this report.](#) Additional info on these reporting standards can be found on the FBI website: <https://ucr.fbi.gov/nibrs-overview>

This chart represents Preliminary counts of selected crime categories from Police Case Reports. Full statistical analysis to determine the confidence level of this data has not been performed. The % change columns on the preliminary counts differ from the percentage change on the NIBRS crime report, sometimes significantly. The CompStat report is designed for operational use and includes only selected NIBRS categories and coding less complex than full NIBRS rules. Official statistics for these and other NIBRS categories can be found on WASPC & FBI websites once available.





City of Spokane

Northeast District (P4)

Selected Crime Codes

2022-08-21 to 2022-08-27

Prepared By:
Crime Analysis Unit
Spokane Police Department

Legend

NIBRS Events



Criminal Homicide



Rape



Robbery Commercial



Robbery Person



Aggravated Assault



Burglary Residential



Burglary Garage



Burglary Commercial



Vehicle Prowling



Vehicle Theft



Arson



Cases Represent LERMS Crime Codes
Points may indicate multiple events
Note: Veh Prowl is only Larceny displayed

For Additional Information on
Incidents pertaining to an
Area, Trend, or Pattern
Contact Information Analysis

0 0.2 0.4 0.8 Miles



THIS IS NOT A LEGAL DOCUMENT:
The information shown on this map is compiled
from various sources and is subject to constant
revision. Information shown on this map should
not be used to determine the location of facilities
in relationship to property lines, section lines,
streets, etc.

Sunday - Saturday

NE - Northeast District (P4)

8/21/2022 TO 8/27/2022



<u>A/C</u>	<u>Offense Statute</u>	<u>Address</u>	<u>Reported Date</u>	<u>Dist</u>
<u>SPB4BE</u>				
C	BURGLARY 2D COMMERCIAL	1600 E WELLESLEY AVE	8/25/2022	P3
A	THEFT 3D FROM MOTOR VEHICLE	2800 E PROVIDENCE AVE	8/21/2022	P4
C	THEFT 3D VEHICLE PARTS AND ACCESSORIES	4000 N COOK ST	8/24/2022	P6
<u>SPB4HI</u>				
C	BURGLARY 2D COMMERCIAL	4100 E WELLESLEY AVE	8/26/2022	P4
C	BURGLARY 2D FENCED AREA	6200 N MARKET ST	8/24/2022	P4
C	RESIDENTIAL BURGLARY	2300 E DALKE AVE	8/24/2022	P4
C	RESIDENTIAL BURGLARY	4700 N REGAL ST	8/26/2022	P4
C	RESIDENTIAL BURGLARY	2900 E COLUMBIA AVE	8/27/2022	P4
C	THEFT 3D FROM MOTOR VEHICLE	6200 N MARKET ST	8/24/2022	P4
C	THEFT OF MOTOR VEHICLE	3700 N GORDON CT	8/24/2022	P4
<u>SPB4LO</u>				
C	ASSAULT 2D	2500 N DIVISION ST	8/21/2022	P2
C	ASSAULT 2D	N WISCOMB ST / E JACKSON AVE	8/22/2022	P4
C	RESIDENTIAL BURGLARY	1100 N SUPERIOR ST	8/24/2022	P4
C	THEFT 2D FROM MOTOR VEHICLE	700 N CINCINNATI ST	8/22/2022	P2
C	THEFT 3D ALL OTHER	N WISCOMB ST / E JACKSON AVE	8/22/2022	P4
C	THEFT 3D CITY ALL OTHER	800 N CINCINNATI ST	8/22/2022	P6
C	THEFT 3D FROM MOTOR VEHICLE	700 E BALDWIN AVE	8/21/2022	
C	THEFT 3D FROM MOTOR VEHICLE	200 E SHARP AVE	8/23/2022	
C	THEFT OF MOTOR VEHICLE	100 E MONTGOMERY AVE	8/23/2022	P2

SPOKANE POLICE DEPARTMENT



SOUTH **Police Service Area**

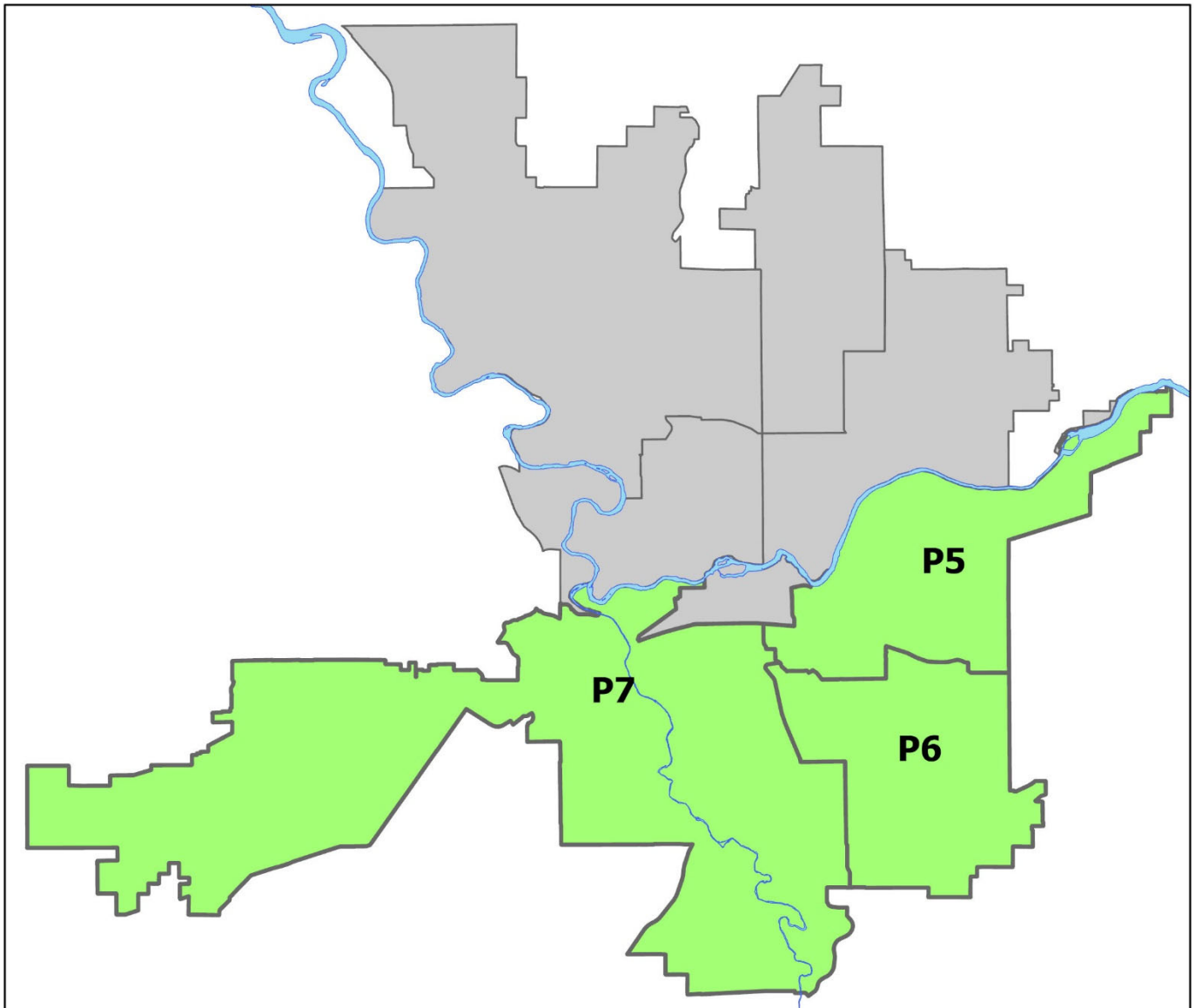
PSA Commander

Captain Matt Cowles

South Central District (P5)

Southeast District (P6)

Southwest District (P7)



POLICE SUMMARY - Ending: Saturday, August 27, 2022

SOUTH PRECINCT (P5, P6, and P7)



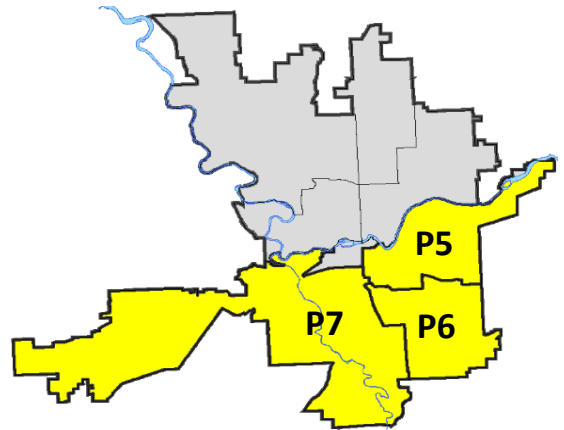
Preliminary IBR Counts

NIBRS Categories (Part 1 Selected)		7 Day Comparison			28 Day Comparison			YTD Comparison		
		Current	Prior	Percent	Current	Prior	Percent	Current	Prior	Percent
Violent	Criminal Homicide	0	0		0	0		1	2	-50.00%
	Rape	2	1	100.00%	4	5	-20.00%	45	49	-8.16%
	Robbery - Commercial	0	0		0	4	-100.00%	11	7	57.14%
	Robbery - Person	0	0		1	8	-87.50%	29	26	11.54%
	Aggravated Assault - Non DV	4	7	-42.86%	15	12	25.00%	90	96	-6.25%
	Aggravated Assault - DV	2	1	100.00%	11	9	22.22%	73	82	-10.98%
Violent Total:		8	9	-11.11%	31	38	-18.42%	249	262	-4.96%
Property	Burglary - Residential	7	3	133.33%	22	19	15.79%	168	152	10.53%
	Burglary Garage	1	4	-75.00%	10	16	-37.50%	96	95	1.05%
	Burglary Commercial	1	6	-83.33%	17	19	-10.53%	142	75	89.33%
	Larceny	27	67	-59.70%	199	206	-3.40%	1905	1486	28.20%
	Vehicle Theft	9	18	-50.00%	45	52	-13.46%	356	204	74.51%
	Arson	0	1	-100.00%	1	0		10	20	-50.00%
Property Total:		45	99	-54.55%	294	312	-5.77%	2677	2032	31.74%
Preliminary Part 1 Crime Totals:		53	108	-50.93%	325	350	-7.14%	2926	2294	27.55%
Current 7 Day Period:		8/21/2022 - 8/27/2022			Prior 7 Day Period:		8/14/2022 - 8/20/2022			
Current 28 Day Period:		7/31/2022 - 8/27/2022			Prior 28 Day Period:		7/3/2022 - 7/30/2022			
Current YTD Day Period:		1/1/2022 - 8/27/2022			Prior YTD Period:		1/1/2021 - 8/27/2021			

Prepared by SPD Crime Analysis Office - Monday, August 29, 2022

NOTE: SPD moved from UCR to the NIBRS reporting standard on 10/4/16 following the transition to a new RMS System. [Numbers on CompStat reports prior to this date should not be used as a comparison to those on this report.](#) Additional info on these reporting standards can be found on the FBI website: <https://ucr.fbi.gov/nibrs-overview>

This chart represents Preliminary counts of selected crime categories from Police Case Reports. Full statistical analysis to determine the confidence level of this data has not been performed. The % change columns on the preliminary counts differ from the percentage change on the NIBRS crime report, sometimes significantly. The CompStat report is designed for operational use and includes only selected NIBRS categories and coding less complex than full NIBRS rules. Official statistics for these and other NIBRS categories can be found on WASPC & FBI websites once available.



POLICE SUMMARY - Ending: Saturday, August 27, 2022



SE - South Central District (P5)

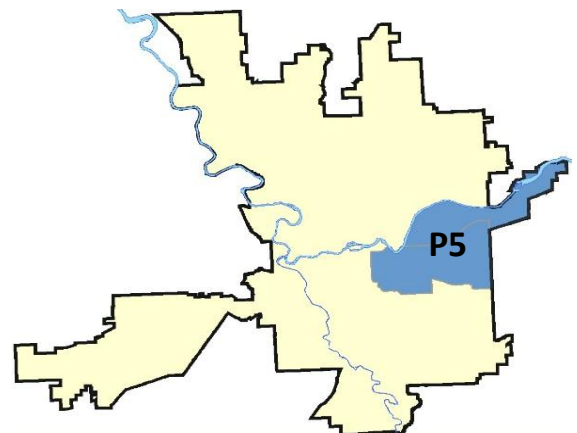
Preliminary IBR Counts

NIBRS Categories (Part 1 Selected)		7 Day Comparison			28 Day Comparison			YTD Comparison		
		Current	Prior	Percent	Current	Prior	Percent	Current	Prior	Percent
Violent	Criminal Homicide	0	0		0	0		0	0	
	Rape	1	1	0.00%	3	2	50.00%	17	24	-29.17%
	Robbery - Commercial	0	0		0	1	-100.00%	3	3	0.00%
	Robbery - Person	0	0		1	5	-80.00%	11	13	-15.38%
	Aggravated Assault - Non DV	2	4	-50.00%	9	6	50.00%	44	50	-12.00%
	Aggravated Assault - DV	2	0		4	2	100.00%	34	38	-10.53%
Violent Total:		5	5	0.00%	17	16	6.25%	109	128	-14.84%
Property	Burglary - Residential	2	0		7	7	0.00%	56	45	24.44%
	Burglary Garage	0	1	-100.00%	1	6	-83.33%	29	21	38.10%
	Burglary Commercial	1	4	-75.00%	14	12	16.67%	86	35	145.71%
	Larceny	15	28	-46.43%	83	72	15.28%	692	516	34.11%
	Vehicle Theft	2	5	-60.00%	13	24	-45.83%	151	83	81.93%
	Arson	0	1	-100.00%	1	0		4	11	-63.64%
Property Total:		20	39	-48.72%	119	121	-1.65%	1018	711	43.18%
Preliminary Part 1 Crime Totals:		25	44	-43.18%	136	137	-0.73%	1127	839	34.33%
Current 7 Day Period:		8/21/2022 - 8/27/2022			Prior 7 Day Period:		8/14/2022 - 8/20/2022			
Current 28 Day Period:		7/31/2022 - 8/27/2022			Prior 28 Day Period:		7/3/2022 - 7/30/2022			
Current YTD Day Period:		1/1/2022 - 8/27/2022			Prior YTD Period:		1/1/2021 - 8/27/2021			

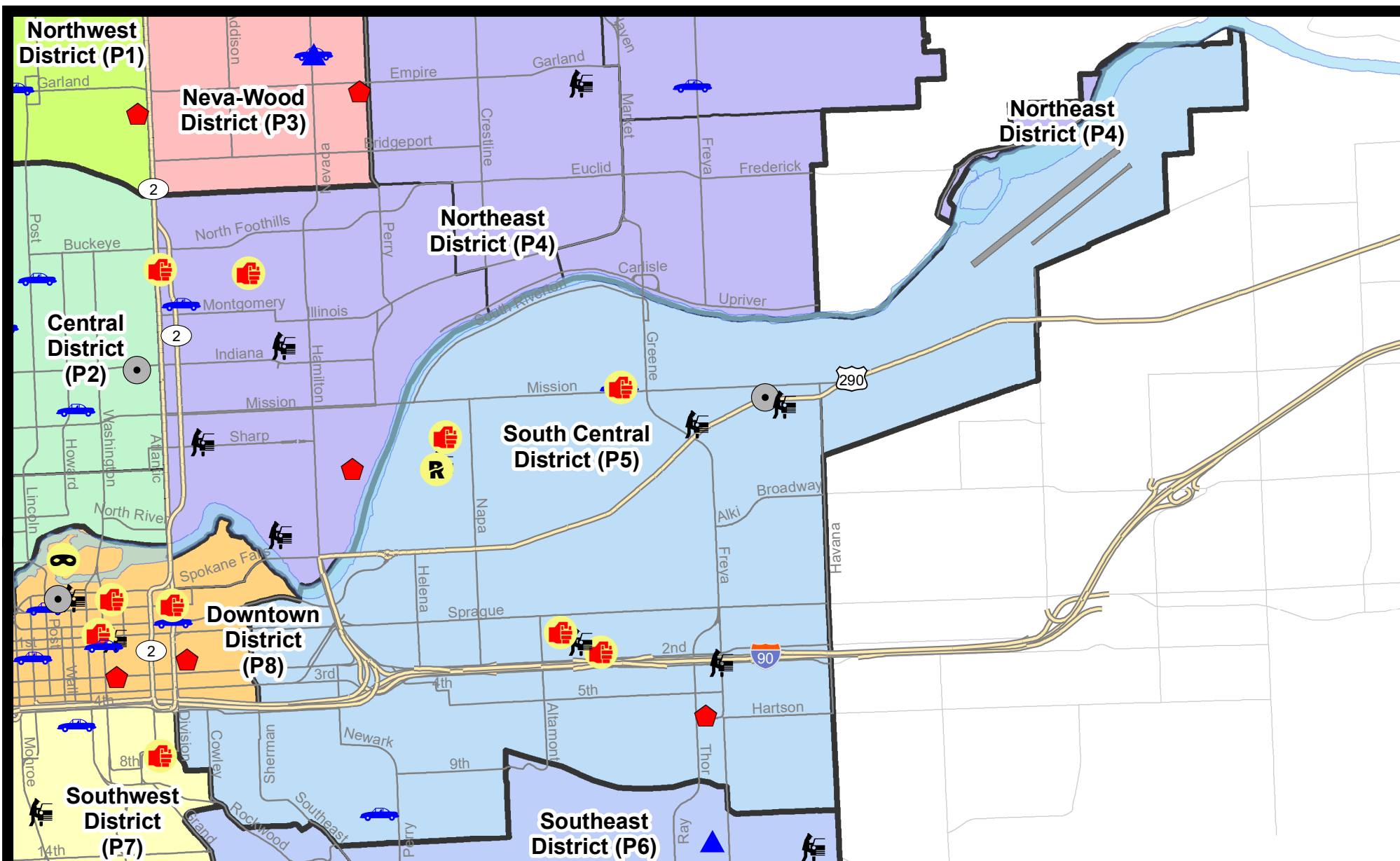
Prepared by SPD Crime Analysis Office - Monday, August 29, 2022

NOTE: SPD moved from UCR to the NIBRS reporting standard on 10/4/16 following the transition to a new RMS System. [Numbers on CompStat reports prior to this date should not be used as a comparison to those on this report.](#) Additional info on these reporting standards can be found on the FBI website: <https://ucr.fbi.gov/nibrs-overview>

This chart represents Preliminary counts of selected crime categories from Police Case Reports. Full statistical analysis to determine the confidence level of this data has not been performed. The % change columns on the preliminary counts differ from the percentage change on the NIBRS crime report, sometimes significantly. The CompStat report is designed for operational use and includes only selected NIBRS categories and coding less complex than full NIBRS rules. Official statistics for these and other NIBRS categories can be found on WASPC & FBI websites once available.



Note: On 2/10/21 a portion of the Police Block SPC5EC became part of the Downtown Precinct (SPD8EC); Consequently activity in P5 will appear lower if compared to printed CompStat reports prior to 2/10/21



City of Spokane
South Central District (P5)
Selected
Crime Types
2022-08-21 to 2022-08-27

Prepared By:
Crime Analysis Unit
Spokane Police Department

Legend

NIBRS Events



Criminal Homicide



Rape



Robbery Commercial



Robbery Person



Aggravated Assault



Burglary Residential



Burglary Garage



Burglary Commercial



Vehicle Prowling



Vehicle Theft



Arson

Cases Represent LERMS Crime Codes

Points may indicate multiple events

Note: Veh Prowl is only Larceny category displayed



For Additional Information on Incidents
 pertaining to an Area, Trend, or Pattern
 Contact Information Analysis

0 0.2 0.4 0.6 0.8 1 Miles



THIS IS NOT A LEGAL DOCUMENT:
 The information shown on this map is compiled
 from various sources and is subject to constant
 revision. Information shown on this map should
 not be used to determine the location of facilities
 in relationship to property lines, section lines,
 streets, etc.

Sunday - Saturday

SE - South Central District (P5)

8/21/2022 TO 8/27/2022



<u>A/C</u>	<u>Offense Statute</u>	<u>Address</u>	<u>Reported Date</u>	<u>Dist</u>
<u>SPC5EC</u>				
C	ASSAULT 3D WEAPON OR NEGLIGENT INJURY	200 S NELSON ST	8/25/2022	P5
C	BURGLARY 2D FENCED AREA	E 3RD AVE / S FREYA ST	8/23/2022	P5
A	BURGLARY 2D FENCED AREA	3900 E BOONE AVE	8/25/2022	P6
C	HARASSMENT FELONY WEAPON INVOLVED	2500 E 1ST AVE	8/22/2022	P5
C	RESIDENTIAL BURGLARY	3400 E HARTSON AVE	8/26/2022	P6
C	THEFT 1D ALL OTHER	4000 E TRENT AVE	8/24/2022	P5
C	THEFT 2D FROM BUILDING	1600 E 10TH AVE	8/23/2022	
C	THEFT 2D FROM MOTOR VEHICLE	E 3RD AVE / S FREYA ST	8/23/2022	P5
C	THEFT 3D CITY SHOPLIFTING	400 S THOR ST	8/21/2022	P6
C	THEFT 3D CITY SHOPLIFTING	400 S THOR ST	8/26/2022	P6
A	THEFT 3D FROM MOTOR VEHICLE	4000 E TRENT AVE	8/24/2022	P5
C	THEFT 3D FROM MOTOR VEHICLE	2600 E PACIFIC AVE	8/21/2022	
C	THEFT 3D VEHICLE PARTS AND ACCESSORIES	500 S COWLEY ST	8/26/2022	P5
C	THEFT OF MOTOR VEHICLE	1200 E 12TH AVE	8/22/2022	P6
<u>SPC5GP</u>				
C	ASSAULT 2D	3000 E MISSION AVE	8/27/2022	P6
C	ASSAULT 2D	1800 E SHARP AVE	8/27/2022	P6
C	BURGLARY 1D FROM RESIDENCE	1700 E DESMET AVE	8/23/2022	P6
C	BURGLARY 2D COMMERCIAL	3900 E TRENT AVE	8/26/2022	P6
C	RAPE 1D		8/23/2022	P6
C	THEFT 2D ALL OTHER	1700 E SINTO AVE	8/24/2022	
C	THEFT 2D FROM MOTOR VEHICLE	N PITTSBURG ST / E DESMET AVE	8/23/2022	
C	THEFT 2D VEHICLE PARTS AND ACCESSORIES	N PITTSBURG ST / E DESMET AVE	8/23/2022	
C	THEFT 3D FROM MOTOR VEHICLE	3500 E TRENT AVE	8/23/2022	
C	THEFT 3D VEHICLE PARTS AND ACCESSORIES	2700 E SOUTH RIVERTON AVE	8/26/2022	P5
C	THEFT OF MOTOR VEHICLE	3000 E MISSION AVE	8/26/2022	P6

POLICE SUMMARY - Ending: Saturday, August 27, 2022



SE - Southeast District (P6)

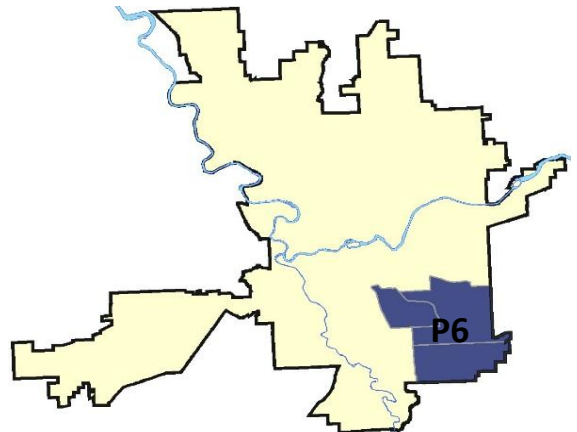
Preliminary IBR Counts

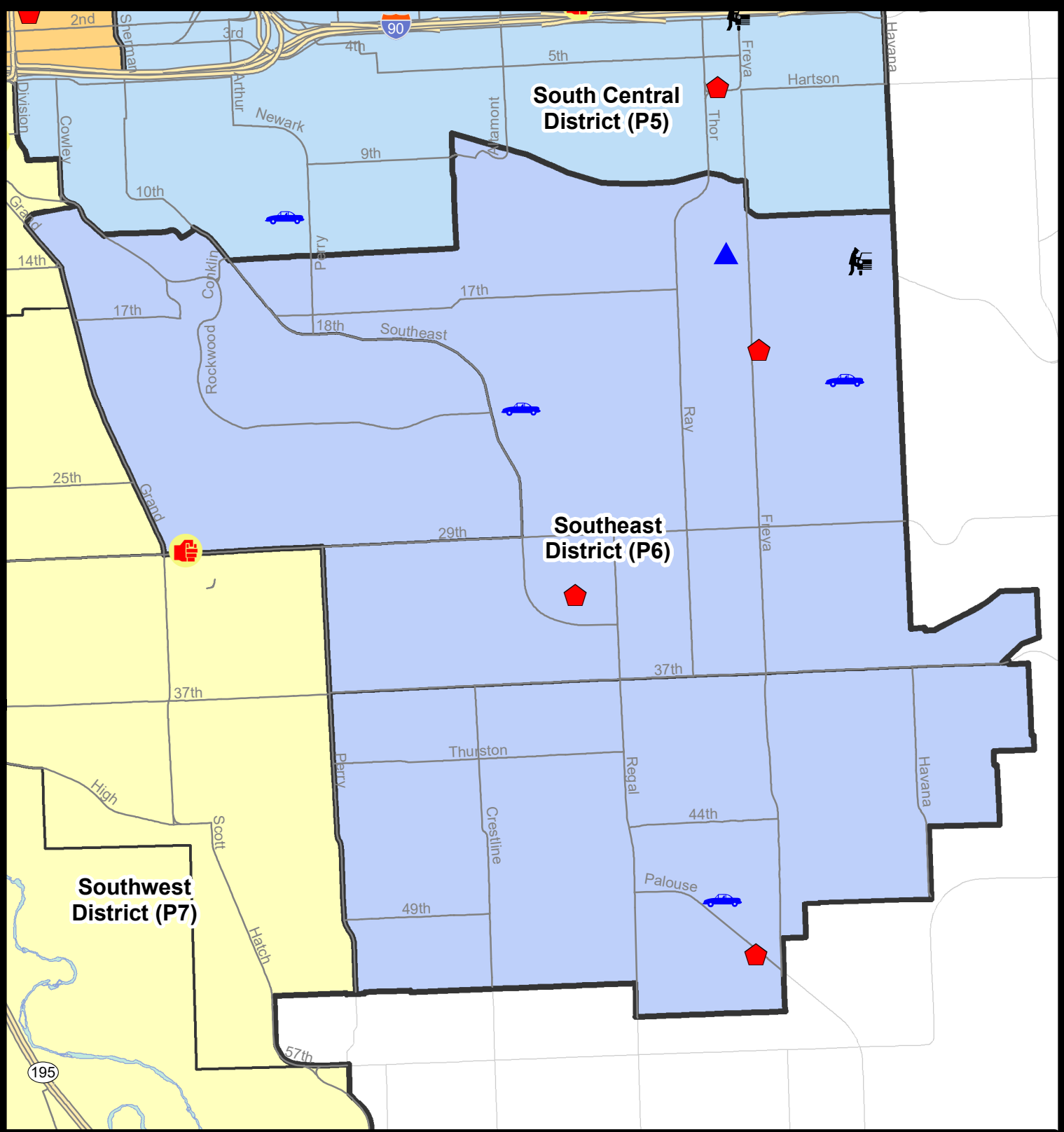
NIBRS Categories (Part 1 Selected)		7 Day Comparison			28 Day Comparison			YTD Comparison		
		Current	Prior	Percent	Current	Prior	Percent	Current	Prior	Percent
Violent	Criminal Homicide	0	0		0	0		0	0	
	Rape	0	0		0	0		6	5	20.00%
	Robbery - Commercial	0	0		0	0		2	1	100.00%
	Robbery - Person	0	0		0	0		4	3	33.33%
	Aggravated Assault - Non DV	1	2	-50.00%	3	0		11	11	0.00%
	Aggravated Assault - DV	0	0		2	2	0.00%	15	12	25.00%
Violent Total:		1	2	-50.00%	5	2	150.00%	38	32	18.75%
Property	Burglary - Residential	4	1	300.00%	7	4	75.00%	55	41	34.15%
	Burglary Garage	1	1	0.00%	3	3	0.00%	24	30	-20.00%
	Burglary Commercial	0	0		1	3	-66.67%	17	8	112.50%
	Larceny	5	15	-66.67%	38	48	-20.83%	374	323	15.79%
	Vehicle Theft	3	5	-40.00%	10	12	-16.67%	68	35	94.29%
	Arson	0	0		0	0		1	4	-75.00%
Property Total:		13	22	-40.91%	59	70	-15.71%	539	441	22.22%
Preliminary Part 1 Crime Totals:		14	24	-41.67%	64	72	-11.11%	577	473	21.99%
Current 7 Day Period:		8/21/2022 - 8/27/2022			Prior 7 Day Period:		8/14/2022 - 8/20/2022			
Current 28 Day Period:		7/31/2022 - 8/27/2022			Prior 28 Day Period:		7/3/2022 - 7/30/2022			
Current YTD Day Period:		1/1/2022 - 8/27/2022			Prior YTD Period:		1/1/2021 - 8/27/2021			

Prepared by SPD Crime Analysis Office - Monday, August 29, 2022

NOTE: SPD moved from UCR to the NIBRS reporting standard on 10/4/16 following the transition to a new RMS System. [Numbers on CompStat reports prior to this date should not be used as a comparison to those on this report.](#) Additional info on these reporting standards can be found on the FBI website: <https://ucr.fbi.gov/nibrs-overview>

This chart represents Preliminary counts of selected crime categories from Police Case Reports. Full statistical analysis to determine the confidence level of this data has not been performed. The % change columns on the preliminary counts differ from the percentage change on the NIBRS crime report, sometimes significantly. The CompStat report is designed for operational use and includes only selected NIBRS categories and coding less complex than full NIBRS rules. Official statistics for these and other NIBRS categories can be found on WASPC & FBI websites once available.





City of Spokane
Southeast District (P6)
Selected Crime Codes
2022-08-21 to 2022-08-27
 Prepared By:
Crime Analysis Unit
Spokane Police Department

Legend

NIBRS Events

For Additional Information on Incidents pertaining to an Area, Trend, or Pattern Contact Information Analysis

*Cases Represent LERMS Crime Codes
 Points may indicate multiple events
 Note: Veh Prowl is only Larceny displayed*

0 0.15 0.3 0.6 Miles

THIS IS NOT A LEGAL DOCUMENT:
 The information shown on this map is compiled from various sources and is subject to constant revision. Information shown on this map should not be used to determine the location of facilities in relationship to property lines, section lines, streets, etc.

Sunday - Saturday

SE - Southeast District (P6)

8/21/2022 TO 8/27/2022



<u>A/C</u>	<u>Offense Statute</u>	<u>Address</u>	<u>Reported Date</u>	<u>Dist</u>
<u>SPC6LH</u>				
C	BURGLARY 2D GARAGE	1400 S FERRALL ST	8/22/2022	P6
C	MAIL THEFT	1300 S MYRTLE ST	8/21/2022	P6
C	RESIDENTIAL BURGLARY	3600 E 20TH AVE	8/22/2022	P6
C	RESIDENTIAL BURGLARY	3100 S MT VERNON ST	8/23/2022	P6
C	TAKING MOTOR VEHICLE WITHOUT PERMISSION 2D	4100 E 21ST AVE	8/23/2022	P6
C	THEFT 3D ALL OTHER	4100 E 16TH AVE	8/23/2022	P6
A	THEFT 3D FROM MOTOR VEHICLE	4100 E 16TH AVE	8/21/2022	P6
C	THEFT 3D VEHICLE PARTS AND ACCESSORIES	2600 E 27TH AVE	8/21/2022	P6
C	THEFT OF MOTOR VEHICLE	2200 S SOUTHEAST BLVD	8/22/2022	P6
<u>SPC6RW</u>				
C	ASSAULT 1D	700 E 29TH AVE	8/25/2022	P6
C	RESIDENTIAL BURGLARY	700 E 29TH AVE	8/26/2022	P6
C	THEFT 1D VEHICLE PARTS AND ACCESSORIES	800 E PLATEAU RD	8/23/2022	P6
<u>SPC6SG</u>				
C	RESIDENTIAL BURGLARY	5100 S PALOUSE HWY	8/27/2022	P6
C	THEFT OF MOTOR VEHICLE	4800 S PALOUSE HWY	8/25/2022	P6

POLICE SUMMARY - Ending: Saturday, August 27, 2022



SW - Southwest District (P7)

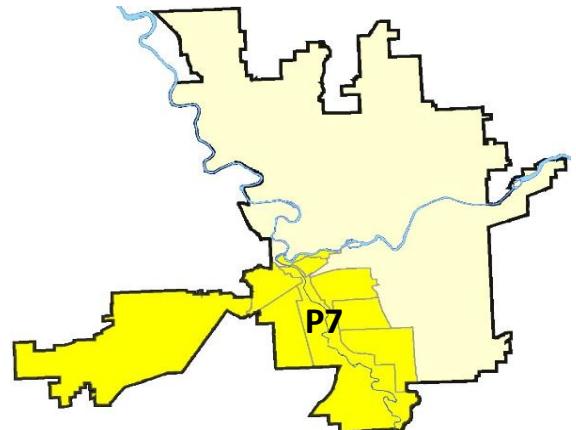
Preliminary IBR Counts

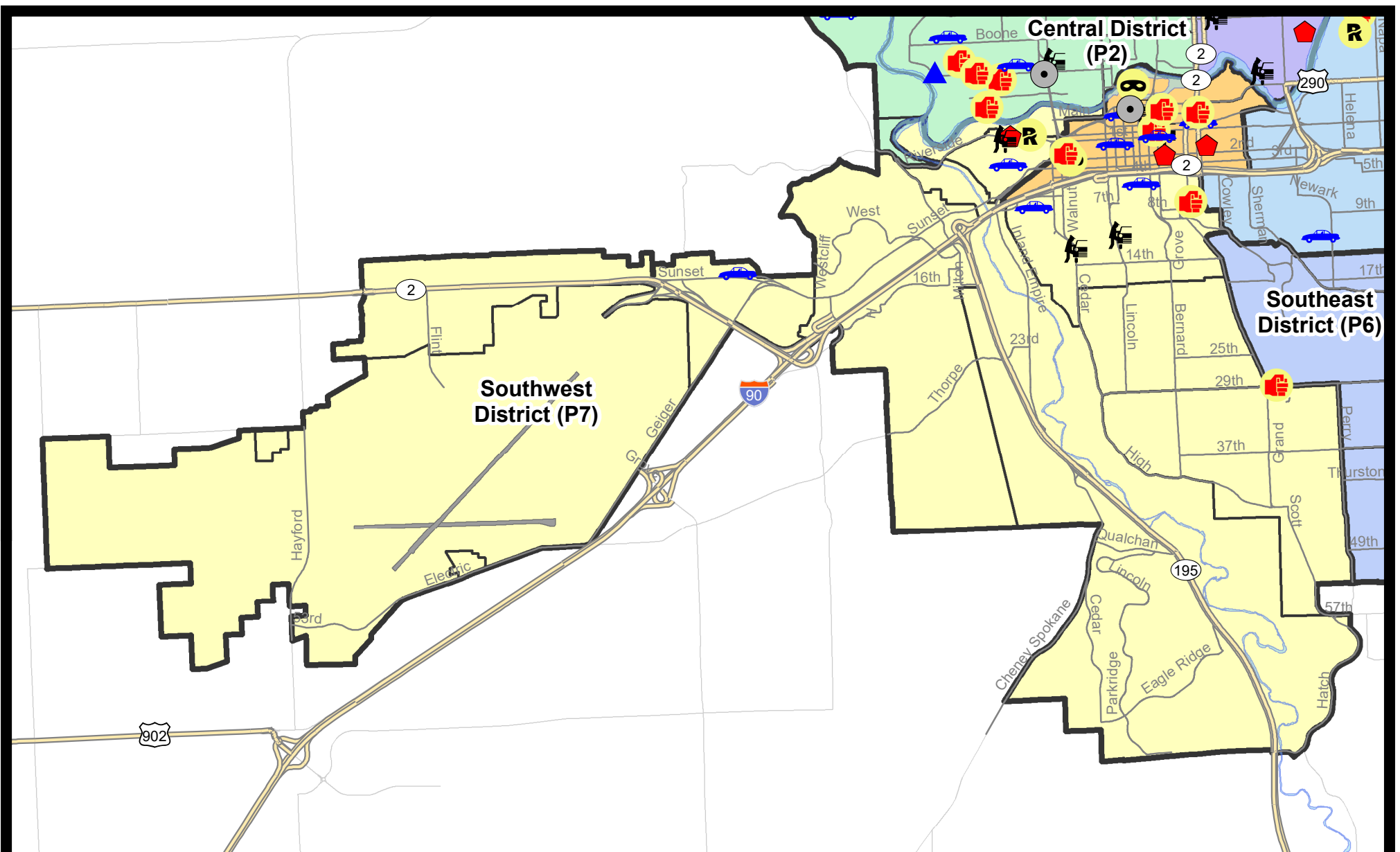
NIBRS Categories (Part 1 Selected)		7 Day Comparison			28 Day Comparison			YTD Comparison		
		Current	Prior	Percent	Current	Prior	Percent	Current	Prior	Percent
Violent	Criminal Homicide	0	0		0	0		1	2	-50.00%
	Rape	1	0		1	3	-66.67%	22	20	10.00%
	Robbery - Commercial	0	0		0	3	-100.00%	6	3	100.00%
	Robbery - Person	0	0		0	3	-100.00%	14	10	40.00%
	Aggravated Assault - Non DV	1	1	0.00%	3	6	-50.00%	35	35	0.00%
	Aggravated Assault - DV	0	1	-100.00%	5	5	0.00%	24	32	-25.00%
Violent Total:		2	2	0.00%	9	20	-55.00%	102	102	0.00%
Property	Burglary - Residential	1	2	-50.00%	8	8	0.00%	57	66	-13.64%
	Burglary Garage	0	2	-100.00%	6	7	-14.29%	43	44	-2.27%
	Burglary Commercial	0	2	-100.00%	2	4	-50.00%	39	32	21.88%
	Larceny	7	24	-70.83%	78	86	-9.30%	839	647	29.68%
	Vehicle Theft	4	8	-50.00%	22	16	37.50%	137	86	59.30%
	Arson	0	0		0	0		5	5	0.00%
Property Total:		12	38	-68.42%	116	121	-4.13%	1120	880	27.27%
Preliminary Part 1 Crime Totals:		14	40	-65.00%	125	141	-11.35%	1222	982	24.44%
Current 7 Day Period:		8/21/2022 - 8/27/2022			Prior 7 Day Period:		8/14/2022 - 8/20/2022			
Current 28 Day Period:		7/31/2022 - 8/27/2022			Prior 28 Day Period:		7/3/2022 - 7/30/2022			
Current YTD Day Period:		1/1/2022 - 8/27/2022			Prior YTD Period:		1/1/2021 - 8/27/2021			

Prepared by SPD Crime Analysis Office - Monday, August 29, 2022

NOTE: SPD moved from UCR to the NIBRS reporting standard on 10/4/16 following the transition to a new RMS System. [Numbers on CompStat reports prior to this date should not be used as a comparison to those on this report.](#) Additional info on these reporting standards can be found on the FBI website: <https://ucr.fbi.gov/nibrs-overview>

This chart represents Preliminary counts of selected crime categories from Police Case Reports. Full statistical analysis to determine the confidence level of this data has not been performed. The % change columns on the preliminary counts differ from the percentage change on the NIBRS crime report, sometimes significantly. The CompStat report is designed for operational use and includes only selected NIBRS categories and coding less complex than full NIBRS rules. Official statistics for these and other NIBRS categories can be found on WASPC & FBI websites once available.





City of Spokane
Southwest District (P7)
Selected
Crime Types
2022-08-21 to 2022-08-27
 Prepared By:
 Crime Analysis Unit
 Spokane Police Department

Legend

NIBRS Events



Robbery Commercial

Robbery Person

Aggravated Assault

Burglary Residential

Burglary Garage

Burglary Commercial

Vehicle Prowling

Vehicle Theft

Arson

Cases Represent LERMS Crime Codes
 Points may indicate multiple events
 Note: Veh Prowl is only Larceny category displayed



For Additional Information on Incidents
 pertaining to an Area, Trend, or Pattern
 Contact Information Analysis

0 0.2 0.4 0.6 0.8 1 1.2 1.4 1.6 Miles



THIS IS NOT A LEGAL DOCUMENT:
 The information shown on this map is compiled
 from various sources and is subject to constant
 revision. Information shown on this map should
 not be used to determine the location of facilities
 in relationship to property lines, section lines,
 streets, etc.



Sunday - Saturday

SE - Southwest District (P7)

8/21/2022 TO 8/27/2022



<u>A/C</u>	<u>Offense Statute</u>	<u>Address</u>	<u>Reported Date</u>	<u>Dist</u>
<u>SPD7BA</u>				
C	RAPE 3D		8/24/2022	P7
C	RESIDENTIAL BURGLARY	2000 W RIVERSIDE AVE	8/23/2022	P7
C	THEFT 3D FROM MOTOR VEHICLE	2100 W RIVERSIDE AVE	8/22/2022	P7
C	THEFT OF MOTOR VEHICLE	200 S CHESTNUT ST	8/22/2022	P7
<u>SPD7CH</u>				
C	ASSAULT 2D	100 W 8TH AVE	8/26/2022	P5
C	THEFT 3D FROM MOTOR VEHICLE	S CEDAR ST / W 12TH AVE	8/22/2022	
C	THEFT 3D FROM MOTOR VEHICLE	800 W 11TH AVE	8/23/2022	
C	THEFT OF MOTOR VEHICLE	S HOWARD ST / W 5TH AVE	8/21/2022	P8
C	THEFT OF MOTOR VEHICLE	700 S OAK ST	8/27/2022	P7
<u>SPD7CS</u>				
C	THEFT 3D ALL OTHER	1200 E 29TH AVE	8/22/2022	
<u>SPD7PV</u>				
C	THEFT 3D CITY ALL OTHER	2300 W CLARKE AVE	8/22/2022	P7
<u>SPD7WH</u>				
C	THEFT 2D FROM BUILDING	3300 W ROSAMOND AVE	8/22/2022	
<u>SPD7WP</u>				
C	THEFT 3D SHOPLIFTING	9600 W US 2 HWY	8/23/2022	
C	THEFT OF MOTOR VEHICLE	5300 W SUNSET HWY	8/24/2022	P7

SPOKANE POLICE DEPARTMENT

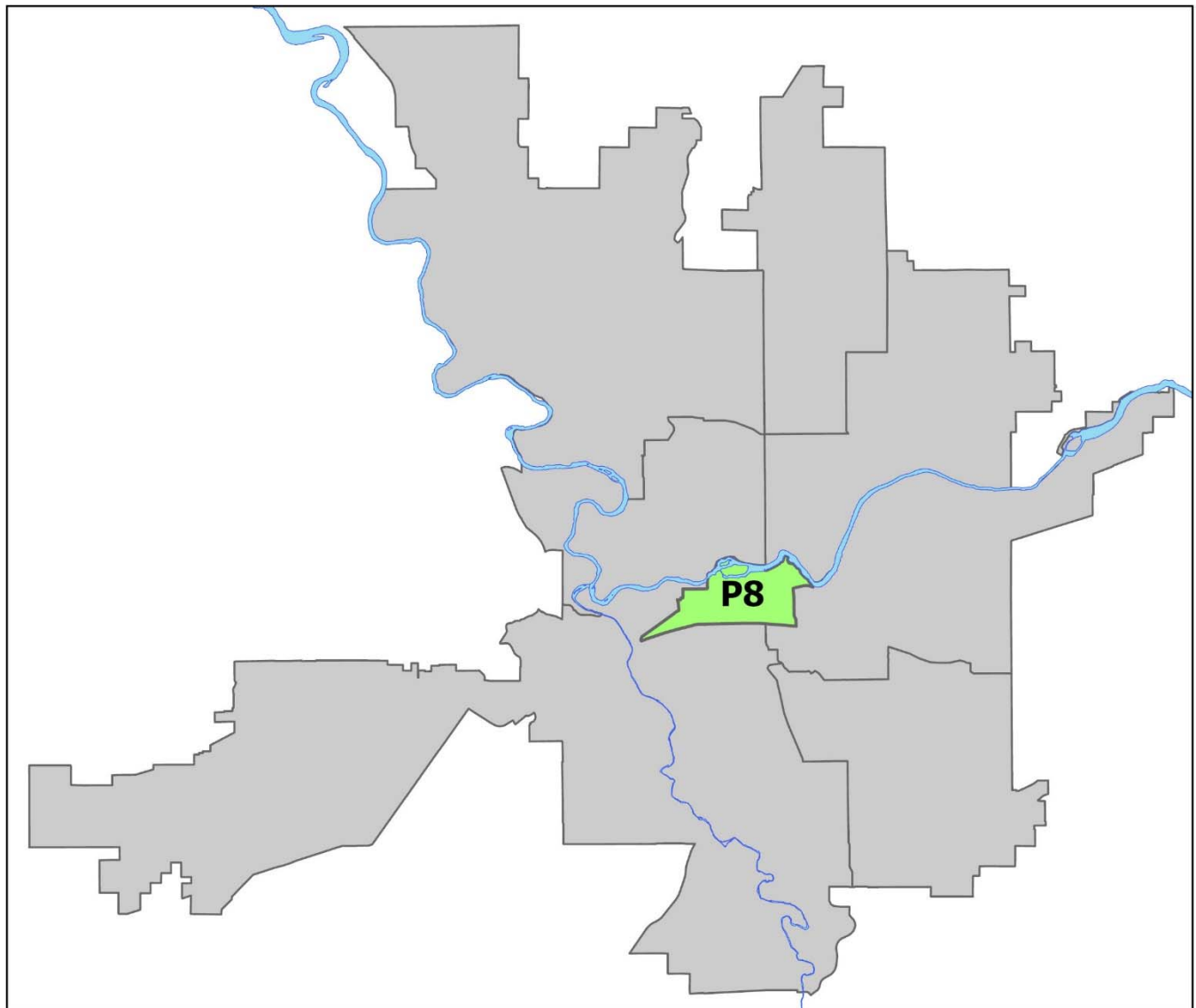
DOWNTOWN

Police Service Area



PSA Commander

Captain David Singley



POLICE SUMMARY - Ending: Saturday, August 27, 2022

DOWNTOWN PRECINCT (P8)



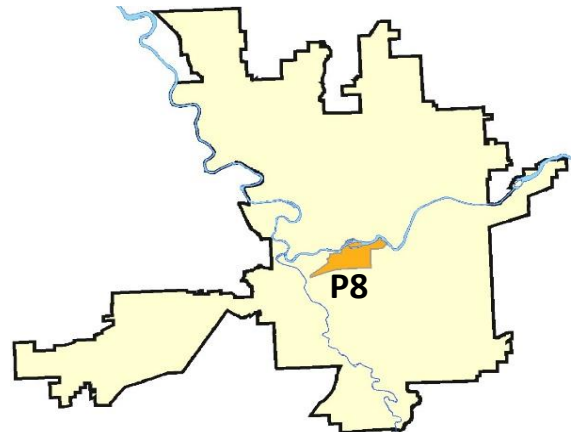
Preliminary IBR Counts

NIBRS Categories (Part 1 Selected)		7 Day Comparison			28 Day Comparison			YTD Comparison		
		Current	Prior	Percent	Current	Prior	Percent	Current	Prior	Percent
Violent	Criminal Homicide	0	0		0	1	-100.00%	3	2	50.00%
	Rape	1	0		2	2	0.00%	24	17	41.18%
	Robbery - Commercial	0	0		1	2	-50.00%	9	8	12.50%
	Robbery - Person	2	0		5	7	-28.57%	37	32	15.63%
	Aggravated Assault - Non DV	3	5	-40.00%	13	5	160.00%	74	81	-8.64%
	Aggravated Assault - DV	1	0		1	0		12	13	-7.69%
Violent Total:		7	5	40.00%	22	17	29.41%	159	153	3.92%
Property	Burglary - Residential	2	1	100.00%	6	4	50.00%	27	20	35.00%
	Burglary Garage	0	0		0	1	-100.00%	6	5	20.00%
	Burglary Commercial	1	0		6	8	-25.00%	63	72	-12.50%
	Larceny	6	26	-76.92%	74	91	-18.68%	1007	569	76.98%
	Vehicle Theft	4	2	100.00%	12	9	33.33%	95	45	111.11%
	Arson	0	0		0	0		5	8	-37.50%
Property Total:		13	29	-55.17%	98	113	-13.27%	1203	719	67.32%
Preliminary Part 1 Crime Totals:		20	34	-41.18%	120	130	-7.69%	1362	872	56.19%
Current 7 Day Period:		8/21/2022 - 8/27/2022			Prior 7 Day Period:		8/14/2022 - 8/20/2022			
Current 28 Day Period:		7/31/2022 - 8/27/2022			Prior 28 Day Period:		7/3/2022 - 7/30/2022			
Current YTD Day Period:		1/1/2022 - 8/27/2022			Prior YTD Period:		1/1/2021 - 8/27/2021			

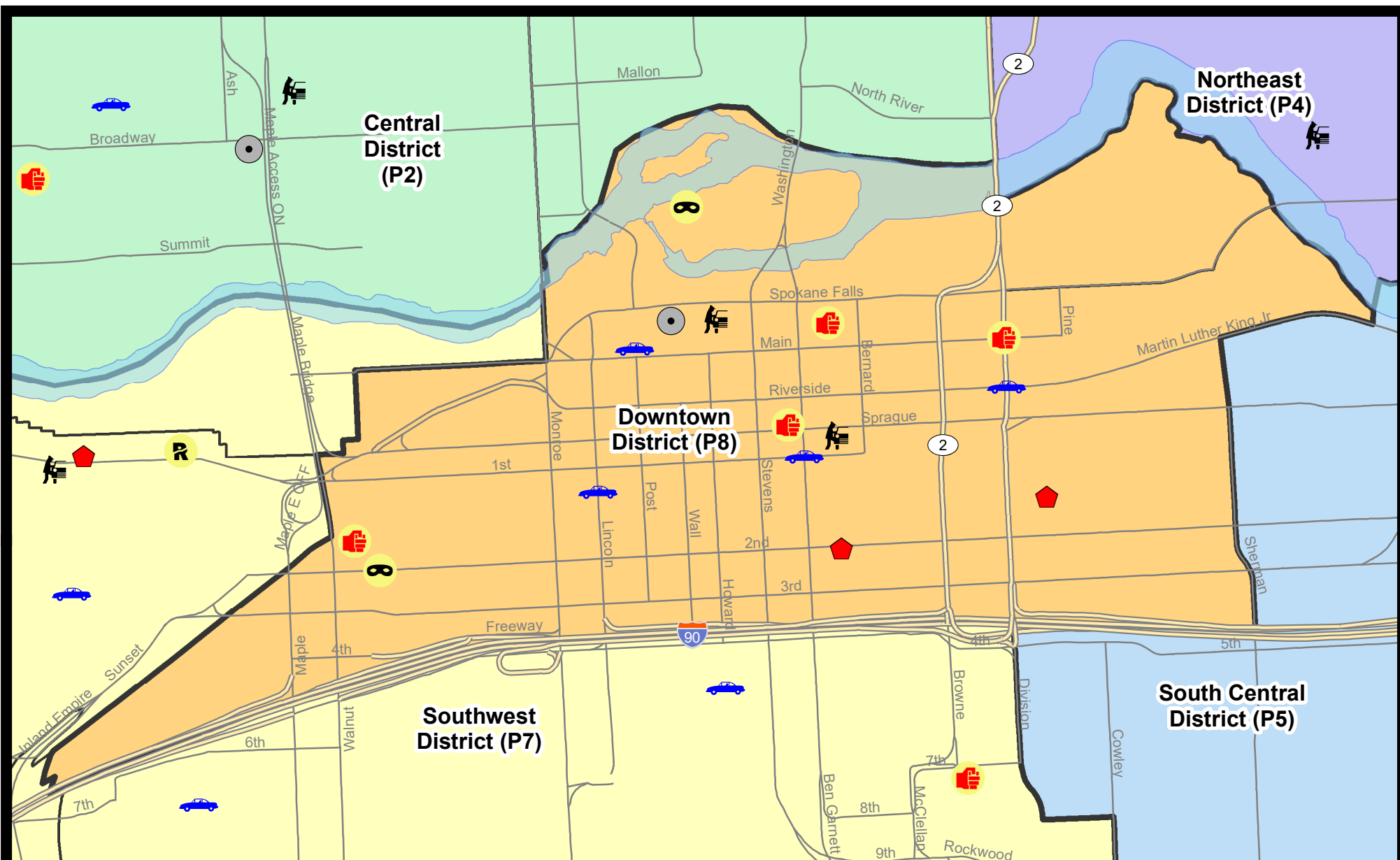
Prepared by SPD Crime Analysis Office - Monday, August 29, 2022

NOTE: SPD moved from UCR to the NIBRS reporting standard on 10/4/16 following the transition to a new RMS System. [Numbers on CompStat reports prior to this date should not be used as a comparison to those on this report.](#) Additional info on these reporting standards can be found on the FBI website: <https://ucr.fbi.gov/nibrs-overview>

This chart represents Preliminary counts of selected crime categories from Police Case Reports. Full statistical analysis to determine the confidence level of this data has not been performed. The % change columns on the preliminary counts differ from the percentage change on the NIBRS crime report, sometimes significantly. The CompStat report is designed for operational use and includes only selected NIBRS categories and coding less complex than full NIBRS rules. Official statistics for these and other NIBRS categories can be found on WASPC & FBI websites once available.



Note: On 2/10/21 a portion of the Police Block SPC5EC became part of the Downtown Precinct (SPD8EC); Consequently activity in P8 will appear higher if compared to printed CompStat reports prior to 2/10/21




City of Spokane
Downtown District (P8)
Selected
Crime Types
2022-08-21 to 2022-08-27

Prepared By:
Crime Analysis Unit
Spokane Police Department

Legend

NIBRS Events



Cases Represent LERMS Crime Codes
 Points may indicate multiple events
 Note: Veh Prowl is only Larceny category displayed



For Additional Information on Incidents
 pertaining to an Area, Trend, or Pattern
 Contact Information Analysis

0 0.2 Miles



THIS IS NOT A LEGAL DOCUMENT:
 The information shown on this map is compiled
 from various sources and is subject to constant
 revision. Information shown on this map should
 not be used to determine the location of facilities
 in relationship to property lines, section lines,
 streets, etc.



Sunday - Saturday

SW - Downtown District (P8)

8/21/2022 TO 8/27/2022



<u>A/C</u>	<u>Offense Statute</u>	<u>Address</u>	<u>Reported Date</u>	<u>Dist</u>
<u>SPD8EC</u>				
C	HARASSMENT FELONY WEAPON INVOLVED	N DIVISION ST / E MAIN AVE	8/21/2022	P8
A	RAPE 2D ORAL/ANAL OR SAME SEX		8/21/2022	P8
C	RESIDENTIAL BURGLARY	100 S PINE ST	8/27/2022	P8
C	THEFT 3D FROM BUILDING	200 E 2ND AVE	8/23/2022	
C	THEFT OF MOTOR VEHICLE	N DIVISION ST / E MARTIN LUTHER KING J	8/21/2022	P8
<u>SPD8RS</u>				
C	ASSAULT 2D	300 W SPOKANE FALLS BLVD	8/22/2022	P8
C	ASSAULT 2D	400 W SPRAGUE AVE	8/22/2022	P8
C	ASSAULT 3D WEAPON OR NEGLIGENT INJURY	1400 W 2ND AVE	8/22/2022	P8
C	BURGLARY 2D COMMERCIAL	200 N WALL ST	8/25/2022	P8
C	RESIDENTIAL BURGLARY	300 W 2ND AVE	8/23/2022	P8
C	ROBBERY 1D PERSON	W 2ND AVE / S CEDAR ST	8/21/2022	P8
C	ROBBERY 1D PERSON	500 N HOWARD ST	8/24/2022	P8
C	THEFT 1D FROM MOTOR VEHICLE	200 N HOWARD ST	8/21/2022	
C	THEFT 2D ALL OTHER	800 W MAIN AVE	8/21/2022	
C	THEFT 2D FROM MOTOR VEHICLE	300 W SPRAGUE AVE	8/25/2022	P8
C	THEFT 2D SHOPLIFTING	800 W MAIN AVE	8/21/2022	P8
C	THEFT 3D FROM BUILDING	200 W SPOKANE FALLS BLVD	8/22/2022	P8
C	THEFT OF MOTOR VEHICLE	W 1ST AVE / S WASHINGTON ST	8/21/2022	P8
C	THEFT OF MOTOR VEHICLE	W RAILROAD ALLEY AVE / S LINCOLN ST	8/23/2022	P8
C	THEFT OF MOTOR VEHICLE	800 W MAIN AVE	8/23/2022	P8

POLICE SUMMARY - Ending: Saturday, August 27, 2022



Other Jurisdiction or Unk District

Preliminary IBR Counts

NIBRS Categories (Part 1 Selected)		7 Day Comparison			28 Day Comparison			YTD Comparison		
		Current	Prior	Percent	Current	Prior	Percent	Current	Prior	Percent
Violent	Criminal Homicide	0	0		0	0		0	0	
	Rape	0	0		0	0		3	5	-40.00%
	Robbery - Commercial	0	0		0	0		0	0	
	Robbery - Person	0	0		0	0		0	0	
	Aggravated Assault - Non DV	0	0		0	0		2	0	
	Aggravated Assault - DV	0	0		0	0		2	0	
Violent Total:		0	0		0	0		7	5	40.00%
Property	Burglary - Residential	0	0		0	0		1	0	
	Burglary Garage	1	1	0.00%	2	0		2	0	
	Burglary Commercial	0	1	-100.00%	2	0		5	0	
	Larceny	11	2	450.00%	16	3	433.33%	56	12	366.67%
	Vehicle Theft	0	0		0	1	-100.00%	3	7	-57.14%
	Arson	0	0		0	0		0	0	
Property Total:		12	4	200.00%	20	4	400.00%	67	19	252.63%
Preliminary Part 1 Crime Totals:		12	4	200.00%	20	4	400.00%	74	24	208.33%
Current 7 Day Period:		8/21/2022 - 8/27/2022			Prior 7 Day Period:		8/14/2022 - 8/20/2022			
Current 28 Day Period:		7/31/2022 - 8/27/2022			Prior 28 Day Period:		7/3/2022 - 7/30/2022			
Current YTD Day Period:		1/1/2022 - 8/27/2022			Prior YTD Period:		1/1/2021 - 8/27/2021			

Prepared by SPD Crime Analysis Office - Monday, August 29, 2022

NOTE: SPD moved from UCR to the NIBRS reporting standard on 10/4/16 following the transition to a new RMS System. [Numbers on CompStat reports prior to this date should not be used as a comparison to those on this report.](#) Additional info on these reporting standards can be found on the FBI website: <https://ucr.fbi.gov/nibrs-overview>

This chart represents Preliminary counts of selected crime categories from Police Case Reports. Full statistical analysis to determine the confidence level of this data has not been performed. The % change columns on the preliminary counts differ from the percentage change on the NIBRS crime report, sometimes significantly. The CompStat report is designed for operational use and includes only selected NIBRS categories and coding less complex than full NIBRS rules. Official statistics for these and other NIBRS categories can be found on WASPC & FBI websites once available.

Sunday - Saturday

8/21/2022 TO 8/27/2022

Other Jurisdiction/Unk District



<u>A/C</u>	<u>Offense Statute</u>	<u>Address</u>	<u>Reported Date</u>	<u>Dist</u>
C	BURGLARY 2D GARAGE		8/24/2022	
C	THEFT 2D FROM MOTOR VEHICLE		8/22/2022	
C	THEFT 3D ALL OTHER		8/24/2022	
C	THEFT 3D ALL OTHER		8/24/2022	
C	THEFT 3D FROM MOTOR VEHICLE		8/24/2022	
C	THEFT 3D FROM MOTOR VEHICLE		8/24/2022	
C	THEFT 3D FROM MOTOR VEHICLE		8/24/2022	
C	THEFT 3D SHOPLIFTING		8/24/2022	
C	THEFT 3D SHOPLIFTING		8/24/2022	
C	THEFT 3D SHOPLIFTING		8/24/2022	
C	THEFT 3D VEHICLE PARTS AND ACCESSORIES		8/24/2022	
C	THEFT 3D VEHICLE PARTS AND ACCESSORIES		8/24/2022	