

Spokane Police Department

Use of Force and African-American Individuals

2017-2019

2019

2019 Total Non-Deadly Use of Force Incidents: 117

Origin of 2019 Use of Force Incidents:

- 87 (74%) of the 115 use of force incidents resulted from officers being dispatched to 911 or Crime Check calls.
- In 28 (24%) of incidents, the officer initiated contact, often during proactive police work involving stolen cars.
- 2 incidents (2%) originated from involved officers assisting other agencies.

Race/Ethnicity in 2019 Use of Force Incidents:

- 85 of the 115 (73%) of individuals involved in use of force incidents were White, 14 (12%) were Black/African-American,* eight (7%) were Native American, seven (6%) were Asian/Pacific Islander, and three (2%) were Hispanic.
- 109 (93%) individuals in use of force incidents were male; eight (7%) were female.

*In F19-056, a use of force determined to be in violation of policy, resulting in an officer's termination, the individual was listed as Native American on the official charging documents. A supervisor listed him as Black on the administrative review. The individual was classified as Native due to the classification of the official charging documents.

Comparing the City of Spokane Police Department arrest demographics with the use of force demographics:

738 Black/African-American individuals were arrested. **The force to arrest ratio is 1.8%.**

In 2019, Black/African-American individuals were involved in 14 of the 117 reportable use of force incidents. Nine of the incidents developed from a call for service (i.e., Domestic Violence, Assault, Disorderly, Accident, Argument).

In five cases, the officer initiated contact. The circumstances were:

- The officer initiated a traffic stop on a reckless driver and a vehicle pursuit ensued.
- The officer initiated a bike stop and the suspect fled.
- The officer initiated a vehicle pursuit after observing reckless driving.
- The officer initiated contact with a wanted suspect.
- Officers observed a fight break out while they were on bar patrol.

2018

2018 Total Non-Deadly Use of Force Incidents: 113

Origin of 2018 Use of Force Incidents:

- 77 (68%) of the 113 use of force incidents resulted from officers being dispatched to 911 or Crime Check calls.
- In 26 (23%) of incidents, the officer initiated contact, often during proactive police work involving stolen cars.
- 10 incidents (9%) originated from involved officers assisting other agencies.

Race/Ethnicity in 2018 Use of Force Incidents:

- 79 of the 113 (70%) of individuals involved in use of force incidents were White, 15 (13%) were Black/African-American, nine (8%) were Native American, eight (7%) were Hispanic, and two (2%) were Asian/Pacific Islander.
- 107 (95%) individuals in use of force incidents were male; six (5%) were female.

Comparing the City of Spokane Police Department arrest demographics with the use of force demographics:

707 Black/African-American individuals were arrested. **The force to arrest ratio is 2%.**

In 2018, Black/African-American individuals were involved in 15 of the 113 reportable use of force incidents.

- 11 of the incidents developed from a call for service (Domestic Violence, Assault, Argument, Alarm, Fight, Suicidal, DV Violation).
- In four cases, the officer initiated contact. Two of those cases involved officers locating a stolen vehicle. One incident involved a bike stop where the individual ran from the scene and fought with officers. The other incident developed when an officer noticed a man urinating in public and approached him. The man refused to take his hands out of his pockets and get on the ground.

2017

2017 Total Non-Deadly Use of Force Incidents: 109

Origin of 2017 Use of Force Incidents:

- 76% of the use of force incidents resulted from officers dispatched to 911 or Crime Check calls rather than officer-initiated activity.
- In 16% of incidents, the officer initiated contact (e.g., traffic stop, served a warrant).
- 7% of calls involved officers assisting another agency.
- 1% of calls stemmed from a citizen flagging over an officer.

Race/Ethnicity:

- 83 of the 109 (76%) of individuals involved in use of force incidents were White; 16 (15%) were Black/African-American, five (4%) were Native American, three (3%) were Hispanic, and two (2%) subjects were Asian/Pacific Islander.
- 101 (93%) individuals were male; eight (7%) were female.

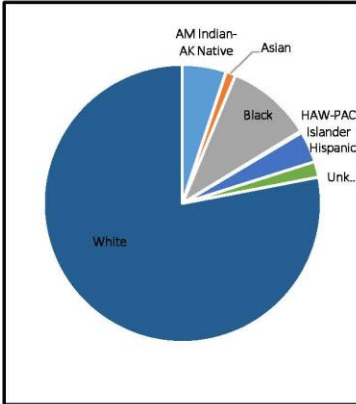
Comparing the City of Spokane Police Department arrest demographics with the use of force demographics:

666 Black/African-American individuals were arrested. **The force to arrest ratio is 2.4%.**

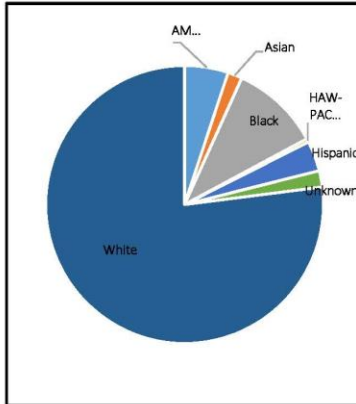
In 2017, Black/African-American individuals were involved in 16 of the 109 reportable use of force incidents.

- 13 of the 16 incidents developed from calls for service (Suicidal, Disorderly, Trespass, Fights, Shooting, Assault, DV Violation, Person with a Weapon, Check Welfare, Domestic Violence).
- In one case, a citizen flagged an officer over for assistance.
- In one case, the officer initiated contact with the subject. The call began as a bike stop after the person ran a red light, but after the person assaulted the officer and fled, patrol summoned the K9 unit for assistance to find the subject.
- One of the incidents was a felony warrant contact. In that instance, a K9 officer assisted patrol with apprehending a subject with a warrant, as he was known to be violent on past contacts.

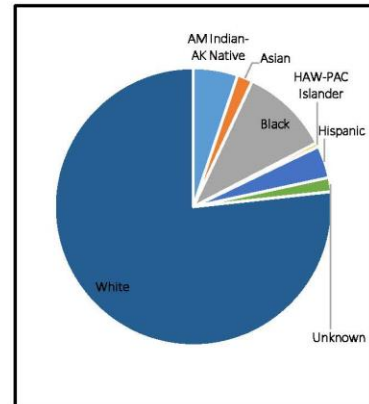
Arrest Demographics for City of Spokane Police Department



2017 Unique Subjects	Percentage
AM Indian-AK Native	340 5%
Asian	75 1%
Black	666 10%
HAW-PAC Islander	14 0%
Hispanic	243 4%
Other	- 0%
Unknown	121 2%
White	5,186 78%
Grand Total	6,645 100%



2018 Unique Subjects	Percentage
AM Indian-AK Native	345 5%
Asian	114 2%
Black	707 10%
HAW-PAC Islander	27 0%
Hispanic	240 4%
Other	- 0%
Unknown	129 2%
White	5,233 77%
Grand Total	6,795 100%



2019 Unique Subjects	Percentage
AM Indian-AK Native	368 5%
Asian	128 2%
Black	738 11%
HAW-PAC Islander	33 0%
Hispanic	267 4%
Other	- 0%
Unknown	117 2%
White	5,444 80%
Grand Total	7,095 100%

2017 Multiple Arrests	2017 Arrests
AM Indian-AK Native	122 336
Asian	13 35
Black	186 497
HAW-PAC Islander	4 12
Hispanic	67 189
Other	- -
Unknown	28 70
White	1,552 4,209
Grand Total	1,972 5,348

2018 Multiple Arrests	2018 Arrests
AM Indian-AK Native	108 280
Asian	23 59
Black	184 504
HAW-PAC Islander	5 10
Hispanic	72 198
Other	- -
Unknown	18 45
White	1,479 4,163
Grand Total	1,889 5,259

2019 Multiple Arrests	2019 Arrests
AM Indian-AK Native	119 374
Asian	24 61
Black	222 630
HAW-PAC Islander	10 25
Hispanic	74 192
Other	- -
Unknown	15 39
White	1,586 4,691
Grand Total	2,050 6,012

2017 Total Arrests: 10021

2018 Total Arrests: 10165

2019 Total Arrests: 11057

*data is a compilation of arrests entered on arrest sheets in New World and non-custodial arrests from tickets