



D

CONCEPT PLANS



**MEADOWGLEN PARK: THE COZY CORE**

**THE CONCEPT**

The existing Meadowglen site sits contextually within an existing neighborhood and where future development is one day anticipated. The design study provides an opportunity to demonstrate how recreational trends, preferences and visions for Spokane can be represented in site-specific spaces like community parks. In Meadowglen, these ideas are represented with a preservation of important site characteristics, a merge of sustainable and ecological measures, and a provision of recreational and passive opportunities for community gathering.

The design study provides an opportunity to demonstrate how recreational trend, preferences and visions for Spokane can be represented with a preservation of important site characteristics, a merge of sustainable and ecological measures, and a provision of recreational and passive opportunities for community gathering.

**DESIGN THEMES LEGEND**



**NATURE**

- 2 Shade Grove
- 12 Dry Rain Swale
- 16 Forestation
- 17 Restored Prairie + Meadow



**COMMUNITY**

- 3 Pergola
- 4 Public Restroom
- 5 Transit Stop
- 6 Parking
- 9 Main Lawn
- 14 Sun Berms



**PLAY AND SPRAY**

- 7 Spray Ground
- 8 Child + Toddler Play
- 11 Enclosed Dog Park
- 15 Mowed Adventure Trails



**EXPLORE AND ACTIVATE**

- 1 Entry Signage
- 10 Picnic Areas
- 13 Sport Courts
- 15 Rolling Meadow Walk





## DESIGN THEME NATURE

The design theme focuses on nature as part of the vision to reconnect and link site visitors to the park restoration efforts as well as new possibilities such as dry rain swales (12), and native planting restoration (2,16), and new meadows (17).



### SHADE AND FORESTATION

Shade has been pinpointed as provides comfort during the summer months. Lawns and gathering spaces are to be enclosed with shade trees, native forestation and understory plantings - thus allowing the park user to engage with nature in a variety of ways.



### DRY RAIN SWALE

An ecological emphasis is incorporated into the concept design. Capturing rainwater from the parking lot and allowing it to meander and percolate within vegetated rain swales throughout the park makes it a part of the story. The mass of native plantings allows for a sharp contrast to the other site plantings.



### LANDFORM ECOLOGIES

In line with the sustainable principles in the region, an emphasis is to be placed on reducing the amount of manicured turf and maintenance. The park provides an opportunity for the user to interact with these ecologies in a fun and topographically creative manner.



### ROLLING MEADOW + PRAIRIE

One of the most beloved aspects of the existing state of the park is the natural aspect. The design proposes natural, native and drought tolerant meadows to weave throughout the park, providing a unique setting. To the north, and within the Power Line Easement, lies an opportunity to enhanced meadow and prairie ecosystems.

## DESIGN THEME COMMUNITY

Community as celebration seeks to clarify what visitors can come to expect at the park. New features such as the main lawn (9) and the shade pavilions (3) seek to serve as a civic amenity to enhance the unique character and heritage of the area.



### SUN BERMS

Adjacent to the rolling meadow hills are proposed sun berms, where all users, teenagers and families, can lounge, picnic and observe in a pastoral and passive part of the park.



### SHADE PAVILIONS AND RESTROOMS

Anchoring the central lawn and the entry into the park is a prominent shade and seating area. Situated strategically, users will be able to watch the various people and activities within the park. The space can be utilized for gatherings, low key performances, as well as simply resting and watching.



### MAIN LAWN

The concept for this park includes proposed spaces for both larger communal gatherings as well as intimate spaces. Weaved in to the natural character of the park, the central lawn provides an opportunity for recreational sports, gatherings, events and strolling.




### ENCLOSED DOG PARK

A key program component that was proposed by the public was the open space for a dog park. Nestled within the existing trees, dogs are free to socialize within one another as will be the same for people lounging on benches underneath the shade.



## DESIGN THEME PLAY AND SPRAY

Play and spray theme introduces new possibilities that connect and pull visitors into the site through the development of playful social infrastructure such as a spray ground(17), toddler play area (12), and mowed adventure trails (18).



## MOWED ADVENTURE TRAILS

As the natural character of the site is believed currently, the concept proposes enhancing the prairie and meadow ecosystems and a creation of a series of adventure trails that would change as the site's ecologies change, so can the creation of trails, nooks, and discoveries.



## SPRAY GROUND

Another common suggestion from the public was having the ability to cool down during the summer with a children's spray ground. A larger spray ground, situated near the entry and next to the central core, will provide a pulse of energy.

## ABSTRACT TODDLER PLAY

The design concept proposes including specialty climbing and play pieces for toddlers and young children. Allowing a range of play experiences for various age groups and accessible needs is a priority within the design.



## YOUTH CLIMBING

A centralized, large, and exciting play piece will make this park a special destination for the adventurous youth.

## DESIGN THEME EXPLORE AND ACTIVATE

Exploration and activation acts as a catalyst in transforming the current site into not only as a destination but a resource though providing the community access to sports courts (17), mowed walking trails (12), and new signage that will emerge at the park entries (1).



## SPORTS COURTS

The concept provides a space delegated for high energy recreational sports. The ability to play tennis, pickle ball, volley ball, and other sports on a multi faceted court was of interest to the public. Nestled within proposed trees, the court would be accompanied by a comfortable seating area within the shade.



## PICNIC AREA

The western portion of the site holds many beautiful existing trees. The concept calls to preserve these trees within this special part. Nestled within, are patio pads and public grills for barbecues and gatherings. The trees would be supplemented with additional forestation trees and understory plantings to enhance the experience of spending the day out in nature.



## MOWED WALKING TRAILS

The northern portion of the site is limited in terms of opportunities for program and development because it lies within the power line easement. The concept proposes enhancing the prairie and meadow ecosystems and maintaining primitive walking trails with a mowing maintenance schedule.



## ENTRY SIGNAGE

The concept proposes to address circulation by providing two primary access points. Entry Signs will be placed at both locations to guide the user into the park. Local Artists and community participants could help provide insight in regards to the design character of the signage. This level of branding would help provide an identity.



## Minnehaha Park : Enchanted Melodies

### THE CONCEPT

Residents of the surrounding neighborhood and Spokane enjoy the natural character and outdoor recreational opportunities. Over the years, this park has been pieced together to accommodate both active and passive program needs. Although beautiful in character, lack of upkeep, facilities and infrastructure, have provided a challenge with perception of safety and welcomeness. Both neighborhood residents and survey respondents suggest protecting the natural character while providing more program opportunities, improving facilities, maintenance and cleanliness. The community wants Minnehaha this park to feel welcome and suitable for the current needs of the groups and individuals within the community.

The park concept calls to protect and enhance the natural aspects and areas of the park such as trails and prairie. In order to accommodate additional active program, the disturbed and relatively open southern portion is to be programmed with communal gathering and active spaces. Located centrally, the existing house is to be converted into a usable amenity center and become the heart of the park. A culture and history plaza, play areas, spray grounds, multi-use fields, and pollinator gardens all provide a range of experiences. Contrasted by the organization of the active recreational areas, the passive areas weave in, out and throughout the park. They include drainage and ecological nature areas, a nature pavilion, an adventure play area, outdoor classrooms, a pump track, a dog run, as well as enhanced prairie ecosystems. The concept protects the current uses, nature and history of the park while promoting more program uses students, residents and everyday users within community.

### DESIGN THEMES



#### NATURE

- 1 Pollinator Garden
- 2 Enchanted Woods
- 3 Enhanced Prairie
- 4 Outdoor Classrooms



#### COMMUNITY

- 5 Culture/History Plaza
- 6 Event Lawn
- 7 Main House
- 8 Enclosed Dog Park
- 9 Nature Pavilion
- 10 Drainage Park



#### PLAY AND SPRAY

- 11 Adventure Zone
- 12 Play Zone
- 13 Spray Ground
- 14 Game Courts



#### EXPLORE AND ACTIVATE


- 15 Multi-Sports Field
- 16 Trail System
- 17 Pump Track
- 18 Entry Signage





## DESIGN THEME NATURE

The design concept focuses on nature, protecting the ecologies and providing opportunities for connection to site visitors. Prairie will be enhanced through restoration efforts. Allowing for opportunities to celebrate these ecologies include native pollinator gardens, enchanted woods, enhanced prairie ecosystems and outdoor classrooms.



### NATIVE POLLINATOR GARDEN

Located off of the main trail, this organically formed garden provides visitors opportunities to connect to nature as this area will be planted with native grasses, perennials, and other species that are indigenous to the Inland Northwest region. The corridor will improve diversity, and support pollinators like bees.



### ENHANCED PRAIRIE

One of the most beloved aspects of the existing state of the park is the natural aspect. The design proposes natural, native and drought tolerant meadows in the Northeast corner of the park. This corner of the park will have an domino like effect in providing a robust ecosystem improvements for the areas non-human visitors.



### ENCHANTED WOODS

According to local lore, the site is considered haunted. The woods are located on the southern edge of the park and this spooky experience includes unique walking trails and follies.




### OUTDOOR CLASSROOMS

Nestled alongside a wandering path and under the existing canopy are strategically placed outdoor classrooms. Users will have access to outdoor space that offers respite from the indoors, but an opportunity to still work on tasks.

## DESIGN THE COMMUNITY

This park is intended to serve the various needs of the community while celebrating its history. The existing house will be re-purposed and become the heart. A culture and history plaza tells stories about the area. Event lawns, dog parks, seating groves, and outdoor seating areas allow to come together or find respite.



### CULTURE/HISTORY PLAZA

At the center of the site is a culture plaza, which could include concessions, a bocce ball court, outdoor seating, as well as public art showcasing the rich history of the neighborhood. Through the renewal of the house and new plaza space, the site is poised to become a hub for all ages.



### MAIN HOUSE

The old structure is the core of the park. The indoor space can be used to host youth groups and programming, with opportunities from classrooms to move outdoors. Space can also be allocated for gear rentals.



### EVENT LAWN

The concept for this park includes proposed spaces for both larger communal gatherings as well as intimate spaces. Weaved in to the natural character of the park, the central lawn provides an opportunity for recreational sports, gatherings, events and strolling.



### ENCLOSED DOG RUN

A key program component that was proposed by the public was the open space for a dog run. Located on the western edge of the park, dogs are free to socialize within one another as will be the same for people lounging on benches underneath the shade.



## DESIGN THEME PLAY AND SPRAY

The community and survey respondents strongly endorsed parks improvement focused on play and spray ground opportunities. A variety of play types, both exciting and adventurous, make this place a special destination for children and families.



## ADVENTURE ZONE

Minnehaha's adventure zone theme is a natural playground, incorporating climbing aspects and reflecting the surrounding natural environment.

## PLAY ZONE

The design concept proposes including exciting and imaginative play pieces for toddlers, children and kids. Allowing a range of play experiences for various age groups and accessible needs is a priority within the design.



## SPRAY GROUND

Another common suggestion from the public was having the ability to cool down during the summer with a children's spray ground. A larger spray ground, situated near the entry and next to the central core, will provide a pulse of energy.

## BOCCE BALL COURT

A bocce ball court provides programmed space that's suitable for all ages.

## DESIGN THEME EXPLORE AND ACTIVATE

Exploration will remain a core value of the concept design. Outdoor opportunities will present themselves in passive and active ways. Entry signage will provide an identity and friendly entry. Trails will be protected, and adventurous activities will unfold as you discover them.



## MULTI-USE SPORTS FIELD

The concept provides a space delegated for team centric recreational sports. The ability to play soccer, football, volley ball, and other sports on a multi purpose field was of interest to the public. Nestled within proposed trees, the court would be accompanied by a comfortable seating area within the shade.

## HIKING + MOUNTAIN BIKE TRAILS

The northern portion of the site is home to a network of hiking and mountain bike trails. The concept proposes enhancing the established forest ecosystems and trail systems in an attempt to connect back to the rustic and rural identity of the site that is of interest to the public.



## PUMP TRACK

The pump track provides learning space for youth and beginners to experience before heading up to Beacon Hill.

## ENTRY SIGNAGE

The concept proposes to address circulation by providing two primary access points. Entry signs will be placed at both locations to guide the user into the park. Local artists and community participants could help provide insight in regards to the design character of the signage. This level of branding would help provide an identity.



## SPECIAL INTEREST NATURE CENTER

The Nature Center preserves space within the park that aligns with the projects vision of community building and environmental protection and restoration. The area will include a shade structure, native ecologies, and education signage that will connect users to the regional landscape.



## DRAINAGE PARK

An ecological emphasis is incorporated into the concept design. Capturing rainwater and allowing it to meander and percolate within vegetated rain swales throughout the park makes it a part of the story. The area will trails, ecologies and native plantings, signage and educational opportunities.

## NATURE PAVILION

Located in the drainage and ecological park, there will be a covered shade structure that acts as a rest point for bike riders as well as an resting, learning, and classroom area for users.



## EDUCATIONAL SIGNAGE

Educational signage will found throughout the site to aid in understanding of the ecological underpinnings of the nature zone.



---

---

**COWLEY PARK CONCEPT UNDER DEVELOPMENT**