




APPENDIX C: PUBLIC ENGAGEMENT

PUBLIC ENGAGEMENT SUMMARY



INTRODUCTION

Extensive qualitative analysis was complemented over months of community input through various strategies including focus groups, community meetings, pop-up events, and more. Due to Spokane’s high rates of volunteerism and enthusiasm for the parks system, there was high participation. Residents were excited to share what they love about the parks and natural lands and to provide feedback on ways for the Parks Department to improve. Common themes emerged from all the engagement sessions including a desire for more equitable distribution of parks, more accessible recreation and programming, and an overall more inclusive system. The input from all the engagement efforts was analyzed side-by-side with quantitative data measuring the quantity and quality of the existing parks system to inform the recommendations in chapter three.





Except for pop-up events, which took place in the community at strategic events or parks facilities,


all engagement participants were either self-selected (such as residents who have the time and interest to attend public meetings) or there in a professional capacity, such as Park Board members. This is important to keep in mind because even though participation was high and enthusiastic, it likely does not represent the needs and desires of all those who love and use the parks. Volunteers participated as Ambassadors to encourage participation from a diverse pool of residents and included someone who had previously experienced homelessness in Spokane, NAME and NAME. Specific demographics who were not engaged but should be going forward include college students and other transient residents, and Indigenous residents. Future efforts should focus outreach on these groups and other underrepresented and under-resourced populations.

METHODOLOGY

FOCUS GROUPS

Over the course of six days in April 2021, a series of seven focus groups were held online. The focus group themes ranged from “Outdoor Recreation” to “Natural Lands, Ecology, Greenways.” A total of 110 individuals participated, with an average of 15 attendees per meeting. Input from the focus groups echoed sentiments from other engagement methods, notably that the existing parks and natural lands are highly valued, that diversity, access, and connectivity in existing parks and recreation offerings were highlighted as important. Participants

Date	Action	Outcome
WINTER/SPRING 2021	<div>Inventory and Analysis<ul style="list-style-type: none">• Focus groups and stakeholder interviews• Review of existing resources and programs• Benchmarking comparable communities• Park condition analysis• Equity analysis</div>	Foundational understanding of existing park system
SUMMER 2021	<div>Creating a Needs Assessment<ul style="list-style-type: none">• Community surveys and pop-up events to understand residents' perspectives on values, current park use, recreational needs and opportunities for improvement• Community feedback on inventory & analysis</div>	Draft themes, goals and objectives
FALL 2021	<div>Community and Neighborhood Workshops</div>	Plan strategies and action items
WINTER/SPRING 2022	<div>Create draft plan with action steps for implementation over next 10 years</div>	Celebrate and share draft plan with community for adoption



noted that the most important factors to addressing equity are ensuring parks are accessible to all incomes, ages, abilities, and within walking distance of all residents. Many people expressed desire for park utilization 365 days a year and year-round aquatics access. The lack of an indoor aquatic facility is a noted deficit though the community highly values free outdoor aquatics access in the summer months. Dog parks, pickleball, disc golf, and mountain biking rose to the top as amenities and activities that are important to residents. Participants requested upgrades like lighting to encourage evening use of facilities and a need for year-round restroom access. There is a need for balance between accommodating recreation and protecting critical habitat. The Spokane River, for example, is experiencing pressure from multiple fronts including development, recreation use, and impacts from unsheltered residents inhabiting areas along the shoreline.

There was also feedback from the focus groups that differed from what we heard through other engagement methods. Spokane has high rates of adverse childhood experiences, which

can result in behavioral challenges that can lead to low participation in programs. There is also a cultural norm of leaving trash behind. The focus groups recommended exploring partnership opportunities to form “Friends of” groups as well as business and community-oriented support such as Greater Spokane Incorporated, Tribal organizations, corporate sponsorships and Continuum of Care. The city currently does not have a park fee requirement for new developments, which could be explored. These potential partnerships could help highlight and reflect the cultural and historic characteristics of Spokane through programming, art, interpretive displays.

Participants were asked to vote on what they believe the Parks Department should focus on over the next five years. The three highest rated were:

1. Give attention to maintenance and enhancement of park facilities
2. Focus investment on undeveloped City-owned properties
3. Expand the system and acquire new lands for parks and trails

Participants were also asked to rate which locations are most in need of park additions of enhancements. The below are averages from the various groups:

1. District 1: Northeast (37%)
2. District 2: South (13%)
3. District 3: Northwest (26%)
4. In the urban growth areas/outside City of Spokane limits (24%)

POP-UP EVENTS

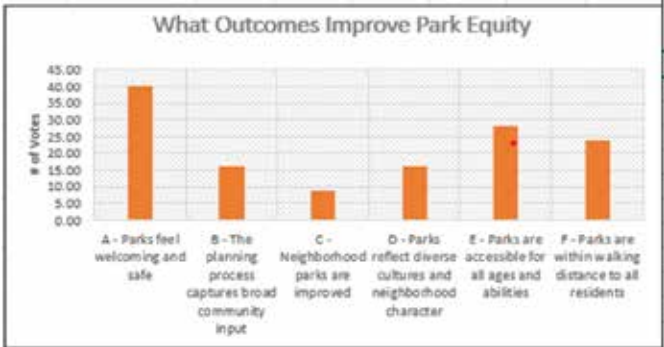
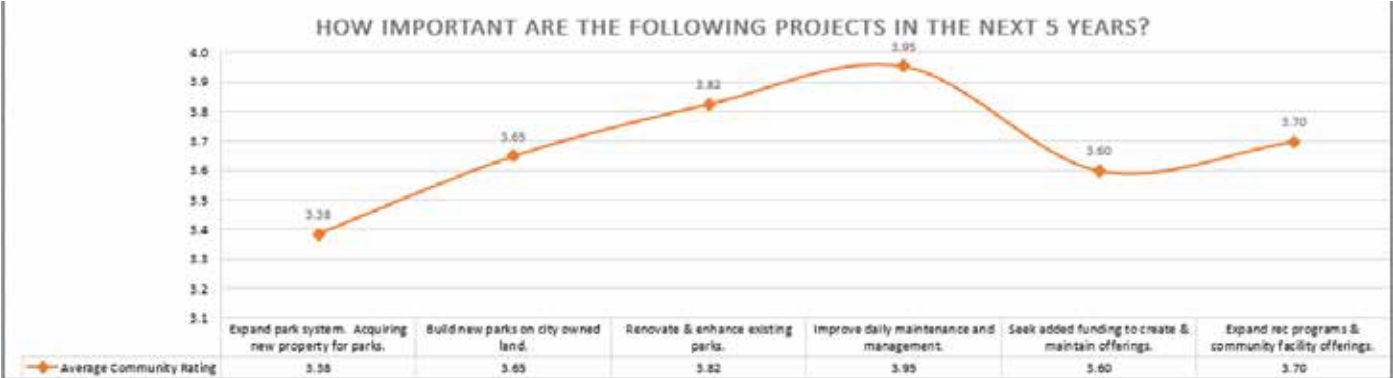
During the summer of 2021, the Parks Department hosted fourteen pop-up outreach events in the community, engaging more than 250 individuals and distributing nearly 800 flyers. The events, which included 1 Spokane Indians baseball game, 1 park concert [which park], and pop-ups at six pools, 3 parks, and 3 farmer’s markets, posed a set of questions on a preference board: ‘What outcomes improve park equity’ and ‘How important are the following projects in the next five years?’ Respondents voted for “Parks feel welcoming and safe” the most in response to the question about improving park equity. In terms of priorities, “improve daily maintenance and management” and “renovate and enhance existing parks” were the top two. The results from all fourteen events are below and results from individual events can be found in Appendix X..

ONLINE SURVEY

Polco’s National Research Center (NRC) conducted a representative survey of residents to obtain feedback on how they prefer to use parks and natural lands in Spokane. Four thousand randomly selected residential addresses were contacted two times (a postcard followed by a letter) inviting them to complete the online survey. The invitations to participate were in English and six additional languages (Arabic, Chinese, Marshallese, Russian, Spanish, and Vietnamese). The full survey was available in all seven languages. The survey resulted in an 8 percent responses rate (329 households), which falls within the typical range for this type of survey (5-15%).

STAKEHOLDER ENGAGEMENT

A coalition of stakeholders were engaged throughout the process in



various capacities including focus groups, advisory committees, and workshops. A totally of X meetings with X participants were held between DATE and DATE. Key findings/themes include...

PARK BOARD

The Park Board served in an advisory role during the process, providing input and helping to guide recommendations and priorities, reviewing deliverables at key milestones, and spreading the word to help get the community involved. Twelve out of the 14 Board members have lived in Spokane for 10 years or longer.

PROJECT ADVISORY COMMITTEE

The Advisory Committee consisted of 12 members representing various Spokane special interests including the Park Board, Mayor’s office, City Council, Parks Department, City staff, and public schools.

NEIGHBORHOOD WORKSHOPS

Two Workshops were conducted with residents who live near Minnehaha and Meadowglen Parks. Minnehaha is prioritized for renovations and upgrades, while Meadowglen is currently undeveloped and prioritized as a new park. Both workshops were virtual.

PROJECT AMBASSADORS

Ambassadors are leaders who represent key interest groups that utilize the Spokane Park system and will benefit from its success. This group represents a diverse cross section of the Spokane community, representing various groups from neighborhood councils to those experiencing homelessness.

Ambassador Roles & Responsibilities

- Participate in and share public engagement opportunities for workshops and surveys within the community.
- Inform organizational and public interests about the effort.

Ambassador Role: It is essential in plan making to involve the community early in the process to help identify project values and goals. As an ambassador, it is your role to converse with the public to notify them of the master plan effort, to gather input via provided materials, and distribute public engagement materials to your channels. You may be involved in staffing pop-up event booths, sharing social media posts provided by the City, presenting to your boards/committees, notifying your professional and personal networks. These outreach options are all available to you, and which options you utilize will depend on the needs of the group you are representing and seeking feedback from. It is expected that you have a high-level understanding of the Spokane Parks and Natural Lands Master Plan process and have read through the survey questions to understand the type of feedback we are asking for in this phase of engagement.

PUBLIC ENGAGEMENT

Public input was integral to the formation of this plan. Because attending public meetings is not accessible for many people, it was important to go out into the community and engage directly with residents. A series of fourteen pop-up events were held over the course of six days in MONTH at parks, pools, farmers markets, and special events. [insert photos] The feedback

obtained from preference board surveys indicated that the goals of the stakeholders, namely equity and preservation, were in alignment with

the general public’s desires.

POP-UP EVENTS

Respondents at pop-up events indicated that improving daily maintenance and management as well as renovating and enhancing existing parks were the top two priorities for the next five years. Ensuring that parks feel welcoming and safe and that they’re accessible for all ages and abilities were important outcomes to improving park equity.

YOUTH OUTREACH

More than 200 kids in grades K-6 were asked for their preferences for and feedback on Minnehaha Park. A high preference was made for traditional playgrounds with swings and slides, climbing on big rocks, trees, climbing walls, and other equipment, and bicycle facilities including a BMX track.

ONLINE MAPPING

A virtual engagement tool, Social Pinpoint was used for the first time by Spokane Parks and Recreation on this project. The engagement resulted in thousands of public comments in five categories: maintenance, recreation, new places, structures, and nature. An overwhelming number of comments were highly complementary of the parks system and many focused on trails, access, courts, and parking.



Parks and Natural Lands Survey of Residents

Report of Results

October 2021

Prepared by:



Table of Contents

Executive Summary.....	1
Appendix A: Full Set of Responses to the Address Sample Survey	6
Appendix B: Full Set of Responses to the Open Participation Survey	32
Appendix C: Comparisons of Address Sample Survey Results by District	62
Appendix D: Comparisons of Address Sample and Open Participation Survey Responses.....	77
Appendix E: Survey Methodology	94
Appendix F: Survey Materials	96

Executive Summary

About the Survey

The City of Spokane, WA contracted with Design Workshop to help complete an update of their Parks and Recreation Master Plan. As part of this effort, Polco's National Research Center (NRC) was engaged to conduct a representative survey of residents to gather feedback on their use of, and preferences for, parks and natural lands in the community. The survey was developed through an iterative process with NRC, City staff and the Design Workshop team, and was a part of a multi-faceted outreach process to gather information from the community. Other components of the initial outreach process include pop-up events, and stakeholder focus groups.

Survey Administration

To ensure a representative sample of residents, a total of 4,000 addresses were randomly selected from a list of all residential addresses in Spokane. Each of these selected households was contacted two times (a postcard followed by a letter) to invite them to complete the survey online (using the provided URL). The invitations instructed respondents in English and six additional languages (Arabic, Chinese, Marshallese, Russian, Spanish, and Vietnamese) to complete the survey online in their preferred language. Of the 4,000 households, 329 completed the survey, providing a response rate of 8%. A typical response rate for this type of survey generally ranges from 5% to 15%. The margin of error for this Address-Sampled survey with 329 respondents is $\pm 5.4\%$.

Additionally, the City made concerted efforts to invite all residents to complete an Open Participation version of the survey. All questions were the same, but the data collection was kept separate so that results from the Address-Sample and the Open Participation efforts could be compared (see *Appendix D: Comparisons of Address Sample and Open Participation Survey Responses*). The City was very successful in their outreach efforts and 3,297 responded to the survey. Overall, respondents to the Open Participation effort were more likely than respondents to the Address-Sampled survey to be active users of the parks system. Before demographic weighting (see more about this best practice in the paragraph below), they were also more likely to own their home, live in a single-family home, and be age 35 or older.

The survey data from both efforts were statistically weighted to adjust for under-response among certain demographic groups, a survey research best practice. The results of the open participation are compared to those of the random address sample in *Appendix D: Comparisons of Address Sample and Open Participation Survey Responses* and the detailed frequencies are provided under separate cover.

Comparisons of results by respondent characteristics and geographic area of residence are reported under separate cover and include side by side comparisons of the two outreach efforts. More information about the survey methods used can be found in *Appendix E: Survey Methodology*.

Key Findings

Parks were most commonly used for simple pursuits.

- Enjoying nature, using trails, and spending time with family were top resident activities in parks (see Table 1).
- About one-third said they relaxed, attended special events, used playgrounds or biking trails.
- Pools, dog walking and exercising were activities for about one-quarter of respondents.
- About 15% or fewer participated in water sports, individual sports, team sports, cross-country skied or roller skated/scooter.

Almost everyone had used regional parks, neighborhood parks, and trails.

- Ninety percent or more of households had used regional and special use parks (e.g., Manito Park, Finch Arboretum, Camp Sekani Park, Riverfront Park), walking/running/hiking trails and neighborhood parks (see Table 3).
- A majority of households had also used playgrounds, open space and natural lands, picnic facilities and outdoor aquatic facilities.
- Few had used the parks for volunteer activities, the Corbin Art Center classes and camps, golf courses for non-golf purposes or the Therapeutic Recreation Services.

About one-third of resident households reported having participated in a City of Spokane recreation activity or program.

- Conversely, about two-thirds of households had not participated in a recreation activity or program (see Table 9).

Residents most often identified neighborhood parks, picnic areas, city recreation/community centers, playgrounds and trails as needing improvements or upgrades.

- Over three-quarters of respondents with an opinion cited these as being in need of at least slight improvements (see Table 5).
- More than half of respondents with an opinion felt no improvements were needed at the sports complexes or golf courses.
- For about half of the list of parks and amenities, half or more of respondents said they did not know enough about them to say whether or not they were in need of improvement. Most had an opinion about neighborhood parks, but most did not know about: Therapeutic Recreation Services, City recreation buildings, community centers, and senior centers, sports leagues and teams, wellness and enrichment programs, Corbin Art classes and camps and volunteer activities (see Table 4).

Residents were willing to travel about 2 to 5 miles to visit most parks.

- Six in 10 respondents would travel 2 or more miles to a neighborhood park, about 7 in 10 would travel 2 or more miles to a community park, and about 8 in 10 would travel 2 or more miles to a regional park or special use park, and three-quarters would travel 2 or more miles to use a paved recreation trail (see Table 7). Only 20% or fewer would travel 13 or more miles to these types of facilities.
- However, about half of respondents (49%) were willing to travel 13 miles or more to visit a Trailhead or Natural Lands, and nearly 9 in 10 would travel 2 or more miles.

While some residents felt there were no barriers to their use or enjoyment of recreation facilities, programs, parks, or natural lands, some barriers or challenges were noted.

- About 4 in 10 residents said nothing was stopping them from increasing their use of recreation facilities, programs, parks, or natural lands (see Table 10).
- However, about 4 in 10 residents noted that a lack of familiarity with the City's parks and recreation offerings kept them from using them or using them more often.
- About 2 in 10 residents reported having had an unpleasant experience in any of the City of Spokane's parks or natural areas (see Table 11). Residents listed illegal camping and illicit activity (drug use) as top unpleasant experiences (see Table 12).
- Over half of residents reported that the behavior of others in the parks and natural lands detracts from their use (see Table 16).
- About two-thirds of residents believe the City needs to do more to make parks and programs welcoming and accessible (see Table 16).
- About 3 in 10 residents felt that getting to community and senior centers was a challenge (see Table 16).

Residents feel the primary purpose of parks and recreation facilities and programs is to connect people to nature, but also to nourish the economic and physical health of the community.

- Nine in 10 residents believed it was essential or very important for parks to provide an opportunity to connect with nature or to encourage people to spend time outdoors or in nature (see Table 13).
- Eight in 10 felt it was essential or very important for parks and recreation facilities and programs to enhance the community's economic vitality, making Spokane attractive to live, work and do business and provide places for people to maintain and to improve their health.

Residents value conservation, preservation, and protection of natural lands over recreational use of these resources.

- Respondents support recreation within natural lands, but not as highly as conservation (see Table 14).
- Exercising pets was least likely to be seen as a priority for use of natural land, although half did consider this essential or very important (see Table 14).

Even when asked about park amenities (as opposed to a specific focus on natural lands) priority was given to more natural or sustainable use.

- A majority of respondents would support changing portions of parks to meadows or natural spaces to be more sustainable and use less resources (see Table 16).
- In general, when asked about their priorities for development of new park amenities, natural uses (such as improving trailheads, adding unpaved trails, and acquiring additional natural lands) were prioritized over developed active recreation, such as indoor pools or sports facilities.
- However, the top priority was adding restrooms (see Table 16); and as noted below, a lack of restrooms was also considered a problem by about 7 in 10 residents (see Table 15).
- On the list of potential new park amenities, off-leash dog parks/off-leash dog areas, an indoor pool, fishing areas, skate parks, and disc golf courses comprised the 'second tier' improvements desired.
- Development of tracks, sports fields and associated appurtenances were the lowest resident priorities for development.

Although most residents were satisfied with the level of maintenance of developed parks and natural lands, many preferred to see an increase in the frequency of regular park maintenance.

- Nearly 7 in 10 residents were satisfied with the level of maintenance in parks and natural lands (see Table 15).
- However, 6 in 10 felt that the City should improve the frequency of cleaning, garbage removal, mowing, and general upkeep (see Table 15). Lack of restrooms at parks, sports fields and natural lands was considered a problem by about 7 in 10 residents. It may be that residents consider the overall condition of parks and natural lands as satisfactory, but would nevertheless like to see more specific cleanup and amenities.

In the next 5 years, residents preferred the City seek to build new parks on city owned land, renovate existing parks & maintain existing parks before acquiring land or expanding programming.

- Improving neighborhood access to a park by building new parks on land the City already owns was considered essential or very important by 71% of residents (see Table 17).
- Improving daily maintenance/management of existing parks and renovating/enhancing existing parks and natural areas were as viewed as important or essential by about two-thirds of residents.
- About 6 in 10 residents felt the City should seek additional funding to create and maintain its existing offerings
- About half considered it essential or very important to acquire new property to for parks and natural areas, while only 4 in 10 felt it was essential or very important to expand recreation programs and community facility offerings.

Some differences in survey results were observed by the Council District in which residents lived.Residents of District 1 were more likely than residents of District 2 or 3 to:

- Find fees for park programs or activities were too high (62%) and consider the cost of equipment for desired sports/activities a barrier to using parks more (14%).
- Say that feelings of safety prevented them from using parks or natural areas more often (20%).
- Think the City should do more to make parks serve all ages (79%).
- Feel that lack of accessory improvements (such as trash bins, benches, signs, lighting etc.) was a problem (90%).
- Report upgrades or improvements were needed to sports complexes (35%) or outdoor sports fields (47%).
- Support the City seeking funding to:
 - Renovate/enhance existing parks and natural elements (81%).
 - Improve daily maintenance and management of existing parks (81%).
 - Expand recreation program and community facilities offerings (61%).
- Desire these additions/improvements:
 - Restrooms (94%)
 - Dog parks/off-leash dog areas (76%)
 - Designated fishing areas (74%)
 - Mountain bike park/pump track (62%)
 - Disc-golf courses (60%)
 - Skate parks (57%)
 - Wellness and Enrichment programs (music, yoga, etc.) (54%)
 - Outdoor running tracks (49%).

Residents of District 2 compared to residents of Districts 1 and 3 were more likely to:

- Relax/contemplate/meditate in the City of Spokane's parks and/or natural areas (46%).
- Feel that therapeutic recreation services need improvement or upgrades (36%).

Residents of District 3 compared to residents of Districts 1 and 2 were more likely to:

- Be satisfied with the level of maintenance in parks (80%).
- Think the City should acquire additional natural lands (78%) and improve trailheads on natural lands (89%).
- Support the City adding paved walking paths (72%) and unpaved trails for hiking (82%).
- Use cross country ski/snowshoe trails (12%).
- Consider the hours/timing of programs inconvenient (17%).

Appendix A: Full Set of Responses to the Address Sample Survey

The full set of responses for each question on the random address survey are displayed in the tables in this appendix. Each table displays the proportion of respondents and number of respondents who gave each response. Verbatim responses to fully open-ended questions are provided under separate cover.

Table 1: Question 1

What do you or anyone in your household like to do in City of Spokane's parks and/or natural areas? (Select the top 5)	Percent
Enjoy nature and/or wildlife	73%
Use walking and hiking trails	69%
Spend time with family and/or friends	52%
Relax/contemplate/meditate	33%
Attend special events (like Hoopfest, Pig out in the Park, Farmers Markets)	30%
Use playgrounds	28%
Use biking trails	27%
Exercise	26%
Walk my dog/Use off leash dog areas	24%
Use splash pads/pools	24%
Kayak/Raft/Canoe/Stand Up Paddleboard	16%
Picnic/BBQ	15%
Take the Numerica SkyRide, ride the carousel, use the Numerica skate ribbon	11%
Fish	10%
Use cross country ski/snowshoe trails	9%
Large group gatherings/celebrations	8%
Team sports	6%
Individual sports	3%
Participate in an outdoor education/environmental program	3%
Roller skate or scooter	2%
I don't use them	1%
Other	2%

Table 2: Question 2 (Other)

If Other: please describe?
Enjoy a few beers in nature.
Enjoy floral and botanical displays and plants
golf
I have not visited one in a while. Usually just walk around in parks and through them
Outdoor Parcourse at Mission Park.
specifically enjoy the plantings and special gardens
Throw frisbee with pet dog
Why ask what I do if I can't pick all of my activities. That leaves a lot of room for error. You shouldn't get any funding because you blew \$ on a ugly arena we didn't and didn't ask for.

Table 3: Question 3

Below is a list of some recreational offerings/places provided by the City of Spokane Parks and Recreation Department. Please indicate whether you or anyone in your household have ever used these?	Have used	Have not used	Total
Regional and special use parks (e.g., Manito Park, Finch Arboretum, Camp Sekani Park, Riverfront Park)	97%	3%	100%
Walking/running/hiking trails	93%	7%	100%
Neighborhood parks (e.g., Rochester, Poly Judd, Ben Burr, Liberty, Comstock, Audubon Park)	88%	12%	100%
Playgrounds	72%	28%	100%
Open space and natural lands (. e.g., Palisades Park, Drumheller Springs, High Drive Park)	71%	29%	100%
Picnic facilities	65%	35%	100%
Outdoor aquatic facilities (including pools and splash pads)	59%	41%	100%
Sports complexes (e.g., Dwight Merkel, Southeast Sports Complex, Franklin Park)	45%	55%	100%
Boat/kayak/canoe launch pads	41%	59%	100%
Mountain bike trails	39%	61%	100%
Outdoor sports courts (e.g., tennis, handball, pickleball, basketball, etc.)	38%	62%	100%
City recreation buildings, community centers, and senior centers	37%	63%	100%
Outdoor sports fields (e.g., soccer, football, softball, baseball, etc.)	36%	64%	100%
Golf courses	31%	69%	100%
Sports leagues and teams	25%	75%	100%
Wellness and enrichment programs (music, yoga, other)	21%	79%	100%
Volunteer activities	17%	83%	100%
Corbin Art Center classes and camps	16%	84%	100%
Golf courses for non-golf purposes	13%	87%	100%
Therapeutic Recreation Services	5%	95%	100%

Table 4: Question 4

How much, if at all, do you think any of the following needs upgrading or improvement?	Great need for improvement	Moderate need for improvement	Sum of great and moderate need	Slight need for improvement	No need for improvement	Don't know	Total
My neighborhood park (e.g., Rochester, Polly Judd, Ben Burr, Liberty, Comstock, Audubon Park)	10%	23%	33%	34%	18%	15%	100%
Playgrounds	4%	19%	23%	23%	21%	33%	100%
Picnic facilities	7%	13%	21%	35%	16%	27%	100%
Paved Trails (Cycling/Walking/running/hiking)	5%	16%	21%	38%	26%	14%	100%
Regional and special use parks (e.g., Finch Arboretum, Camp Sekani, Riverfront Park)	4%	14%	19%	29%	38%	14%	100%
Open space and natural lands (e.g., Palisades, High Drive Park.)	7%	9%	17%	27%	28%	29%	100%
Unpaved Trails (Mountain bike, trail walking)	6%	12%	17%	31%	23%	29%	100%
Outdoor sports courts (e.g. tennis, handball, pickleball, basketball, etc.)	6%	10%	16%	14%	18%	52%	100%
Outdoor aquatic facilities (including pools and splash pads)	5%	11%	16%	20%	23%	41%	100%
Outdoor sports fields (e.g., soccer, football, softball, baseball, etc.)	4%	7%	11%	15%	19%	55%	100%
City recreation buildings, community centers, and senior centers	2%	9%	11%	11%	9%	69%	100%
Wellness and enrichment programs (music, yoga, other)	4%	5%	9%	7%	10%	74%	100%
Boat, Canoe & Kayak launch pads	2%	7%	9%	17%	15%	59%	100%

How much, if at all, do you think any of the following needs upgrading or improvement?	Great need for improvement	Moderate need for improvement	Sum of great and moderate need	Slight need for improvement	No need for improvement	Don't know	Total
Sports complexes (e.g., Dwight Merkel and Franklin Park)	3%	5%	8%	12%	25%	54%	100%
Volunteer activities	1%	7%	8%	8%	8%	76%	100%
Golf courses	1%	5%	6%	10%	22%	62%	100%
Sports leagues and teams	1%	3%	4%	11%	14%	71%	100%
Corbin Art classes and camps	0%	2%	3%	11%	12%	75%	100%
Therapeutic Recreation Services	1%	2%	3%	7%	6%	84%	100%

Table 5: Question 4 (Excluding Don't Know)

How much, if at all, do you think any of the following needs upgrading or improvement?	Great need for improvement	Moderate need for improvement	Sum of great and moderate need	Slight need for improvement	No need for improvement	Total
My neighborhood park (e.g., Rochester, Polly Judd, Ben Burr, Liberty, Comstock, Audubon Park)	12%	27%	39%	40%	22%	100%
Wellness and enrichment programs (music, yoga, other)	17%	19%	36%	26%	38%	100%
City recreation buildings, community centers, and senior centers	6%	28%	35%	36%	29%	100%
Playgrounds	6%	28%	34%	35%	31%	100%
Volunteer activities	5%	29%	34%	33%	33%	100%
Outdoor sports courts (e.g. tennis, handball, pickleball, basketball, etc.)	12%	21%	32%	30%	38%	100%
Picnic facilities	10%	19%	29%	49%	22%	100%
Outdoor aquatic facilities (including pools and splash pads)	8%	19%	27%	34%	38%	100%
Paved Trails (Cycling/Walking/running/hiking)	6%	18%	25%	45%	31%	100%
Outdoor sports fields (e.g., soccer, football, softball, baseball, etc.)	10%	15%	24%	34%	42%	100%
Unpaved Trails (Mountain bike, trail walking)	8%	17%	24%	44%	32%	100%
Open space and natural lands (e.g., Palisades, High Drive Park.)	10%	13%	23%	38%	39%	100%
Regional and special use parks (e.g., Finch Arboretum, Camp Sekani, Riverfront Park)	5%	17%	22%	34%	44%	100%
Boat, Canoe & Kayak launch pads	5%	16%	21%	42%	37%	100%

How much, if at all, do you think any of the following needs upgrading or improvement?	Great need for improvement	Moderate need for improvement	Sum of great and moderate need	Slight need for improvement	No need for improvement	Total
Sports complexes (e.g., Dwight Merkel and Franklin Park)	6%	12%	18%	27%	55%	100%
Therapeutic Recreation Services	6%	12%	18%	43%	39%	100%
Golf courses	3%	12%	16%	26%	58%	100%
Sports leagues and teams	4%	11%	15%	38%	47%	100%
Corbin Art classes and camps	2%	9%	10%	43%	47%	100%

Table 6: Question 5

If there are specific parks or programs you feel are in need of improvement, please list them here (Categorization of open-ended question – full verbatim responses are available under separate cover)	Percent
Specific park named*	50%
Other comment	23%
Specific sport (Pickle ball, baseball, aquatics, etc.)**	20%
Manito	13%
Safety	11%
Playgrounds	7%
Bathrooms	6%

* Specific parks most frequently named were Manito Park and Franklin Park. The number of times specific parks were named were: Manito Park, 9; Franklin Park, 4; Camp Sekani, 3; Comstock Park, 3; Riverside Park, 3; Cannon Park, 3; Sky Prairie Park, 3; Coeur d'Alene Park, 3; Ben Burr trail, 3; Riverfront Park, 2; Underhill Park, 2; Centennial Trail, 2; Finch Arboretum, 2; Lincoln Park, 2; Fish Lake Trail, 2; Shadle Park, 2; Cannon Hill, 2; Trolley Trail, 2; Friendship Park, 2; Wayakin Park, 2; Grant Park, 2; Liberty Park, 2; CDA Park, 1; Hays Park, 1; Southside Sports Complex, 1; Whittier Park, 1; Polly Jud Park, 1; Cliff Park, 1; Shadow Park, 1; Audobon Park, 1; Grandview Park, 1; Kendall Park, 1; High Bridge Disc Golf, 1; Clark Park, 1; Champion Park, 1; Brownes Addition, 1; Corbin Park, 1; Byrne Park, 1; Drumheller Springs, 1; Mission Park, 1; Thornton Murphy, 1; Pacific Park, 1; Emerson Park, 1; Peace Park, 1; Westwood Park, 1; People's Park, 1; Perry trails, 1; High Drive Bluff Trail, 1; High Bridge Park, 1; High Drive trails, 1; Hill & Dale Rotary Park, 1.

** Specific activities named included pickleball, pools, splash pads, organized activities, golf courses, exercise stations, picnicking

Table 7: Question 6

What is the furthest you and your household will travel to get to each of the following types of natural areas or outdoor recreation in the City of Spokane? (Please select the furthest for each).	Wouldn't use them at all	Less than a ¼ mile	¼ to ½ mile	½ mile to 1 mile	2 to 5 miles	6 to 12 miles	13+ miles	Total
Trailheads or Natural Lands (natural surface trails)	7%	1%	1%	3%	15%	23%	49%	100%
Neighborhood Park (with amenities like a playground, picnic tables, paths)	1%	5%	9%	24%	36%	17%	7%	100%
Community Park (with amenities like a splashpad, sport courts, or a large playground)	8%	2%	4%	17%	38%	23%	8%	100%
Regional Park or Special Use Park (with amenities like an aquatics center or sports complex)	11%	2%	1%	7%	32%	29%	19%	100%
Paved Recreation Trail (urban trail)	6%	4%	3%	11%	32%	24%	21%	100%

Table 8: Question 7

{IF YOU SELECTED 'WOULDN'T USE' IN Q6} Why wouldn't you use these parks or natural areas at all? (Choose all that apply)	Percent
Not interested in using	56%
I don't have a car/too hard to get there without a car	10%
I use transit and there are no good bus routes to get there	7%
I can't get there by bike	1%
I can't get there by foot	7%
Other	39%

Table 9: Question 8

Have you or any member of your household participated in any of the City of Spokane's recreation activities or programs? Examples might include swim lessons, outdoor camps, art classes, organized sports leagues, or wellness activities like yoga or martial arts.	Yes	No	Total
Have you or any member of your household participated in any of the City of Spokane's recreation activities or programs?	36%	64%	100%

Table 10: Question 9

What prevents you or others in your household from using Spokane recreation facilities, programs, parks, or natural lands more often? (Select the top 3)	Percent
Nothing prevents us from using more often	38%
Do not know where to go/unfamiliar with offerings	36%
We do not have the time	19%
The hours/timing are not convenient	14%
Program fees are too expensive	11%
I do not feel safe in these locations	11%
Hard to find a place to park if I drive	9%
They are poorly maintained or damaged	8%
Locations or facilities are too crowded	8%
Equipment for desired sports/activities is too costly	7%
Not easy to get there by bus, bike or walking	6%
I/we are not interested	6%
Facilities lack the right equipment/amenities	5%
Don't offer the programs I/we want	4%
Not accessible for people with disabilities	3%
Poor customer service by staff	0%
Other	9%

Table 11: Question 10

	Yes	No	Total
In the past year, did you have any unpleasant experiences in any of the City of Spokane's parks or natural areas?	22%	78%	100%

Table 12: Question 11

Please describe the unpleasant experience: (Categorization of open-ended question – full verbatim responses are available under separate cover)	Percent
Homeless people, illegal camping	50%
Drug use	34%
Trash/garbage and vandalism	16%
Crime/harassment	14%
Dog issues	9%
Other comment	6%
Bathrooms/porta potties	4%
Maintenance issues/rundown/updates needed	4%
Accessibility, things closed	4%
Noise, crowds	3%
Parking	2%
Rude staff, poorly staffed	2%
Driving and biking safety concerns	1%

Table 13: Question 12

Communities offer parks and recreation facilities and programs for various reasons. Please rate how important each of these purposes is to you.	Essential	Very important	Sum of essential and very important	Somewhat important	Not at all important	Total
Provide opportunity to connect with nature	58%	30%	88%	11%	1%	100%
Provide places for people to maintain and improve their health	44%	43%	87%	12%	1%	100%
Encourage people to spend time outdoors/in nature	50%	36%	86%	13%	1%	100%
Provide greater mobility with trails and paths for exercise and non-motorized transportation	41%	42%	83%	16%	1%	100%
Provide recreation opportunities and programs to people and communities in historically under-resourced areas.	36%	43%	79%	18%	3%	100%
Enhance the community's economic vitality, making Spokane attractive to live, work and do business	45%	33%	78%	17%	5%	100%
Provide social opportunities, places to gather and community events	31%	46%	76%	22%	2%	100%
Promote appreciation and preservation of the cultural and natural heritage of the community	33%	40%	73%	24%	3%	100%
Provide wellness, recreation, and social activities and programs	34%	36%	71%	25%	4%	100%
Attract visitors and promote tourism through special events and tournaments	31%	29%	60%	29%	11%	100%
Provide sports leagues and sport skill development	17%	38%	56%	33%	11%	100%

Table 14: Question 13

Natural lands (open spaces) within the City of Spokane can serve a variety of purposes. Please rate how important each of these purposes is to you.	Essential	Very important	Sum of essential and very important	Somewhat important	Not at all important	Total
Conserve lands around rivers/streams/creeks and floodplains	69%	27%	96%	4%	0%	100%
Conserve ponds, lakes, and wetlands	71%	25%	96%	4%	0%	100%
Protect wildlife habitat	69%	24%	93%	7%	0%	100%
Conserve native plants, sensitive landscapes and forests	69%	25%	93%	6%	0%	100%
Preserve areas with beautiful or unique natural features	56%	37%	93%	7%	0%	100%
Manage development at the urban boundaries for fire resiliency	55%	34%	89%	9%	1%	100%
Preserve scenic views and cultural landscapes	49%	40%	89%	10%	1%	100%
Provide a natural setting for outdoor activities/exploration	39%	48%	87%	12%	0%	100%
Provide recreation trails and greenways	38%	46%	83%	16%	1%	100%
Provide close by/easy to get to places to escape urban life	39%	44%	83%	15%	1%	100%
Provide places to exercise pets	21%	30%	51%	39%	10%	100%

Table 15: Question 14

To what extent do you agree or disagree with each of the following statements about parks, recreation, and natural lands provided by the City?	Strongly agree	Agree	Sum of strongly agree and agree	Disagree	Strongly disagree	No opinion/Don't know	Total
I am satisfied with the level of maintenance of the developed parks.	8%	61%	69%	21%	2%	8%	100%
I would support physically changing portions of parks to meadows or natural space be more sustainable and use less resources (water, fossil fuels, etc.).	34%	33%	67%	17%	5%	11%	100%
I am satisfied with the level of maintenance of the natural lands.	8%	58%	66%	16%	2%	16%	100%
Lack of restrooms at parks, sports fields, and natural lands is a problem	18%	47%	65%	20%	2%	14%	100%
Lack of accessory improvements such as trash bins, benches, signs, lighting, etc. at parks, sports fields, and trailheads is a problem	13%	49%	62%	23%	1%	14%	100%
The City should improve the frequency of cleaning, garbage removal, mowing, and general upkeep.	19%	40%	59%	22%	1%	18%	100%
There is a general lack of public awareness of park rules	15%	42%	57%	19%	2%	22%	100%
Parks are equitably distributed within the City.	3%	50%	54%	18%	6%	22%	100%
The City needs to do more to make parks and programs welcoming and accessible	12%	37%	50%	25%	2%	24%	100%
The City needs to do more to make parks and programs serve all abilities.	13%	35%	48%	18%	2%	32%	100%
I am satisfied with the recreation programs and activities offered by the City.	7%	40%	47%	11%	1%	41%	100%
The City needs to do more to make parks and programs serve all ages.	12%	34%	46%	25%	2%	27%	100%

To what extent do you agree or disagree with each of the following statements about parks, recreation, and natural lands provided by the City?	Strongly agree	Agree	Sum of strongly agree and agree	Disagree	Strongly disagree	No opinion/Don't know	Total
Overcrowding and damage to park resources and trails is a problem	9%	37%	45%	31%	2%	22%	100%
Behavior of others in the parks and natural lands detracts from my use	16%	28%	44%	38%	5%	13%	100%
Getting to parks, trails, and natural lands by bicycling or walking is a challenge	5%	22%	27%	41%	8%	24%	100%
User fees for park programs and activities are too high.	9%	18%	26%	33%	5%	35%	100%
Getting to parks, trails, and natural lands using public transportation (buses) is a challenge	7%	19%	26%	15%	2%	57%	100%
It is too far from my home to get to parks and natural lands	2%	10%	12%	52%	28%	8%	100%
Getting to community and senior centers is a challenge	4%	6%	10%	24%	2%	64%	100%

Table 16: Question 14 (Excluding No Opinion/Don't Know)

To what extent do you agree or disagree with each of the following statements about parks, recreation, and natural lands provided by the City?	Strongly agree	Agree	Sum of strongly agree and agree	Disagree	Strongly disagree	Total
I am satisfied with the recreation programs and activities offered by the City.	12%	68%	80%	19%	1%	100%
I am satisfied with the level of maintenance of the natural lands.	10%	69%	79%	20%	2%	100%
I would support physically changing portions of parks to meadows or natural space be more sustainable and use less resources (water, fossil fuels, etc.).	39%	37%	76%	19%	6%	100%
I am satisfied with the level of maintenance of the developed parks.	8%	67%	75%	23%	2%	100%
Lack of restrooms at parks, sports fields, and natural lands is a problem	21%	54%	75%	23%	2%	100%
There is a general lack of public awareness of park rules	19%	54%	73%	25%	2%	100%
Lack of accessory improvements such as trash bins, benches, signs, lighting, etc. at parks, sports fields, and trailheads is a problem	16%	57%	72%	27%	1%	100%
The City should improve the frequency of cleaning, garbage removal, mowing, and general upkeep.	23%	48%	72%	27%	1%	100%
The City needs to do more to make parks and programs serve all abilities.	20%	52%	71%	26%	3%	100%
Parks are equitably distributed within the City.	4%	65%	69%	23%	8%	100%
The City needs to do more to make parks and programs welcoming and accessible	16%	49%	65%	33%	3%	100%
The City needs to do more to make parks and programs serve all ages.	16%	46%	63%	34%	3%	100%
Getting to parks, trails, and natural lands using public transportation (buses) is a challenge	17%	43%	60%	35%	5%	100%

To what extent do you agree or disagree with each of the following statements about parks, recreation, and natural lands provided by the City?	Strongly agree	Agree	Sum of strongly agree and agree	Disagree	Strongly disagree	Total
Overcrowding and damage to park resources and trails is a problem	11%	47%	58%	40%	2%	100%
Behavior of others in the parks and natural lands detracts from my use	19%	32%	51%	44%	5%	100%
User fees for park programs and activities are too high.	13%	27%	41%	52%	8%	100%
Getting to parks, trails, and natural lands by bicycling or walking is a challenge	7%	29%	36%	54%	10%	100%
Getting to community and senior centers is a challenge	11%	16%	27%	67%	6%	100%
It is too far from my home to get to parks and natural lands	2%	11%	13%	57%	31%	100%

Table 17: Question 15

How important, if at all, do you think it is for the City to seek funding to do the following in the next 5 years?	Essential	Very important	Sum of essential and very important	Somewhat important	Not at all important	Total
Build new parks on land the city already owns to improve neighborhood access to a park	27%	44%	71%	23%	6%	100%
Renovate/enhance existing parks and natural areas	22%	44%	66%	30%	4%	100%
Improve daily maintenance and management of existing parks	29%	38%	66%	30%	3%	100%
Seek additional funding to create and maintain existing offerings	28%	35%	63%	25%	12%	100%
Expand the park system by acquiring new property for parks and natural lands	23%	29%	52%	31%	17%	100%
Expand recreation program and community facilities offerings	12%	26%	39%	48%	13%	100%

Table 18: Question 16

In the next few years, the City will consider developing some new park amenities. Which of the following would you prefer they focus on first?	Strongly prefer	Somewhat prefer	Sum of strongly and somewhat prefer	Do not prefer	Don't know	Total
Add restrooms	49%	36%	85%	5%	9%	100%
Add unpaved trails for hiking	42%	41%	83%	9%	8%	100%
Improve trailheads on natural lands	46%	36%	82%	6%	12%	100%
Acquire additional natural lands	50%	25%	76%	13%	11%	100%
Add paved walking paths	26%	41%	67%	27%	6%	100%
Add dog parks / Off-leash dog areas	25%	38%	63%	28%	9%	100%
Develop an indoor pool	29%	31%	60%	26%	14%	100%
Add designated fishing areas	26%	26%	52%	29%	19%	100%
Add a mountain bike park/pump track	15%	32%	47%	35%	18%	100%
Add skate parks	12%	33%	45%	40%	15%	100%
Add disc-golf courses	12%	33%	45%	34%	21%	100%
Add outdoor running tracks	7%	28%	36%	45%	19%	100%
Add outdoor pickleball courts	10%	26%	36%	38%	26%	100%
Develop artificial turf fields for sports	6%	22%	29%	49%	22%	100%
Develop additional sports fields	5%	22%	27%	49%	24%	100%
Add dedicated lacrosse fields	2%	13%	14%	58%	27%	100%

Table 19: Question 16 (Excluding Don't Know)

In the next few years, the City will consider developing some new park amenities. Which of the following would you prefer they focus on first?	Strongly prefer	Somewhat prefer	Sum of strongly and somewhat prefer	Do not prefer	Total
Add restrooms	54%	40%	94%	6%	100%
Improve trailheads on natural lands	52%	41%	93%	7%	100%
Add unpaved trails for hiking	45%	45%	90%	10%	100%
Acquire additional natural lands	57%	28%	85%	15%	100%
Add paved walking paths	28%	43%	71%	29%	100%
Develop an indoor pool	33%	36%	69%	31%	100%
Add dog parks / Off-leash dog areas	27%	42%	69%	31%	100%
Add designated fishing areas	32%	33%	64%	36%	100%
Add a mountain bike park/pump track	18%	39%	57%	43%	100%
Add disc-golf courses	15%	41%	57%	43%	100%
Add skate parks	14%	39%	53%	47%	100%
Add outdoor pickleball courts	14%	35%	48%	52%	100%
Add outdoor running tracks	9%	35%	44%	56%	100%
Develop artificial turf fields for sports	8%	29%	37%	63%	100%
Develop additional sports fields	6%	29%	35%	65%	100%
Add dedicated lacrosse fields	2%	18%	20%	80%	100%

Table 20: Question 17 – Other focuses

(Other) In the next few years, the City will consider developing some new park amenities. Which of the following would you prefer they focus on first?	Percent of respondents who mentioned an other focus
Address safety and homeless issue	17%
nothing	15%
Improve current amenities	13%
Protect/conserve natural areas and water	12%
Other	10%
Develop an indoor pool	9%
Add dog parks / Off-leash dog areas	7%
Add communication/information for park users	6%
Add paved walking paths	5%
Add art/educational/cultural/musical amenities	5%
Accessibility for people with various needs	4%
Develop additional sports fields	3%
Acquire additional natural lands	3%
Add unpaved trails for hiking	3%
Add restrooms	2%
Add ice rink	2%
Add parking	2%
Add playgrounds	2%
Add bike path	2%
Add dedicated lacrosse fields	1%
Develop artificial turf fields for sports	1%
Add a mountain bike park/pump track	1%
Add skate parks	1%
Add outdoor pickleball courts	1%

(Other) In the next few years, the City will consider developing some new park amenities. Which of the following would you prefer they focus on first?	Percent of respondents who mentioned an other focus
Improve trailheads on natural lands	1%
Add/improve golf course	1%
Add tennis courts/lights to courts	1%
Add splash pad	1%
Add drinking water source	1%
Basketball/volleyball/racquetball/bocce ball	1%
Add indoor sports facility/rec center	1%
Add outdoor running tracks	0%
Add disc-golf courses	0%
Add designated fishing areas	0%
Access to river and river activities	0%

Table 21: Question 18

What do you think is important for the City's 10-year plan for parks and natural lands to address? (Categorization of open-ended question – full verbatim responses are available under separate cover)	Percent
Preservation, keep natural, low impact	28%
Maintenance, clean up, manage trash	27%
Expand	21%
Address homeless camping, drug use, crime	14%
Accessibility for all	10%
Bathrooms	8%
Safety/lighting/crime reduction	7%
Budget	5%
Communication/information/signage/maps	3%
Playgrounds/amenities for children	3%
Parking	1%
Aesthetics/beauty	1%

Table 22: Question 20

	Less than 1 year	1 to 4 years	5 to 9 years	10 to 14 years	15 to 19 years	More than 20 years	Total
How long have you lived in Spokane?	6%	13%	14%	0%	7%	60%	100%

Table 23: Question 21

	I rent	I own	Other	Total
Do you rent or own your home?	37%	62%	1%	100%

Table 24: Question 22

	Yes	No	Total
Does your home or apartment complex have yard or outdoor spaces for play/relaxation?	86%	14%	100%

Table 25: Question 23

	Single-Family Detached Home	Attached house (duplex, triplex, townhome)	Apartment	Mobile/manufactured home	Group quarters (college dorms, student housing, group homes, nursing home, short-term & transitional housing, etc.)	I am currently unhoused	Total
Do you live in a single-family detached home, or in another type of home, like an apartment, townhome, condo or something else?	72%	11%	16%	0%	0%	0%	100%

Table 26: Question 24

Do any of the following (including yourself) live in your household?	Yes	No	Total
Children (ages 12 and under)	30%	70%	100%
Teenagers (ages 13 to 19)	15%	85%	100%
Adults (ages 20 to 54)	73%	27%	100%
Adults (ages 55 or older)	47%	53%	100%
Dogs	45%	55%	100%

Table 27: Question 25

	Less than \$25,000	\$25,000 to \$49,999	\$50,000 to \$74,999	\$75,000 to \$99,999	\$100,000 to \$124,999	Over \$125,000	Total
Please describe your annual household income:	11%	26%	21%	17%	10%	14%	100%

Table 28: Question 26

	18-24	25-34	35-44	45-54	55-64	65-74	75-84	85+	Total
Which category contains your age?	2%	30%	18%	13%	14%	17%	5%	1%	100%

Table 29: Question 27

	Female	Male	Non- binary	Transgend er	I identify in another way	Prefer to self- describe	Prefer not to say	Total
Which gender do you identify as?	49%	47%	1%	0%	0%	0%	3%	100%

Table 30: Question 28 (Other gender identity)

No responses

Table 31: Question 29

Which race or ethnicity do you most identify with? Please check all that apply.	Percent
American Indian and Alaska Native	1%
Asian	1%
Black or African American	1%
Hispanic or Latino/a/x	4%
Middle Eastern or North African	0%
Multiracial or Multiethnic	1%
Native Hawaiian or Other Pacific Islander	1%
White	92%
Another race or ethnicity,	3%

Table 32: Question 30 (Other race or ethnicity)

Please describe (another race or ethnicity)	Count
	328
Human	2
I belong to the human race.	1

Appendix B: Full Set of Responses to the Open Participation Survey

The full set of responses for each question on the random address survey are displayed in the tables in this appendix. Each table displays the proportion of respondents and number of respondents who gave each response. Verbatim responses to fully open-ended questions are provided under separate cover.

Table 33: Question 1

What do you or anyone in your household like to do in City of Spokane's parks and/or natural areas? (Select the top 5)	Percent
Enjoy nature and/or wildlife	71%
Use walking and hiking trails	70%
Spend time with family and/or friends	44%
Use playgrounds	32%
Exercise	32%
Use biking trails	30%
Walk my dog / Use off leash dog areas	27%
Attend special events (like Hoopfest, Pig out in the Park, Farmers Markets)	27%
Use splash pads / pools	26%
Relax/contemplate/meditate	22%
Kayak/Raft/Canoe/Stand Up Paddleboard	20%
Team sports	13%
Picnic / BBQ	11%
Use cross country ski/snowshoe trails	10%
Large group gatherings/celebrations	8%
Individual sports	8%
Take the Numerica SkyRide, ride the carousel, use the Numerica skate ribbon	8%
Fish	6%
Participate in an outdoor education/environmental program	4%
Roller skate or scooter	3%

What do you or anyone in your household like to do in City of Spokane's parks and/or natural areas? (Select the top 5)	Percent
Other	3%
I don't use them	0%

Table 34: Question 2 (Other)

If Other: please describe?
All of the above!
Attend concerts in neighborhood park.
Camp
Camping
Car shows
community gardening
Commute by foot
Concerts in neighborhood parks
Construct Meadow Glen Park
Disc golf
Disc Golf
DISC GOLF
Disc Golf (professional events, and casual) several times a week
Disc golf courses
Disc golf.
Disc Golf.
Disc golf. We need and want more courses in the parks.
Enjoy flower gardens, particularly Manito
Exercise with the use of jogging stroller. (Could use more paved paths around perimeter of parks so small children can also follow on bike. I have 3 children under 3. Its hard to find a safe place where i can take 3 children and still get exercise for myself.
Frisbee golf and geocaching

If Other: please describe?

Golf

Golf

Grant Park Thursday Market

Horse trails

I bicycle to get to most places 4 seasons/year and depend upon access of sidewalks and paths to bicycle safely.

I like sitting next to the river and visiting peoples park. I like it because it is untouched nature.

I wish we had more gardens like at manito and public art.

Indoor and Outdoor Pickleball play.

Indoor aquatic facility

Items I was not allowed to remain selected, but use the following additional amenities and purposes: Fish, Biking Trails, Exercise, Individual/Team Sports, Large Group Gatherings/Celebrations, Picnic/BBQ, Use playgrounds, Spend time with family & friends, Relax/Contemplate/Meditate, Take Numerica SkyRide, Carousel, Skate Ribbon.

Kite fly Loma Vista is an open uncluttered space. People fly motorized small planes and launch little rockets. We saw in the mid 90's hot air balloons was launching early morning and at dusk for several years. They landed at the Mead airfield .

Lake/ River swimming

Long boarding not skateboarding - use paved bike trails

MORE FLOWER GARDENS NOT JUST MANITO

Music events like Mozart in the Park, Spokane Symphony concerts

My marching band practices and performs at Dutch Jakes mini park

Parks Dept Classes/Activities

Photography

Pick up litter in Upper Manito Park and along Manito Blvd

pickleball

Pickleball

Pickleball -- fastest growing sport in the nation - we need courts. We need more outdoor pools that are OPEN. More picnic tables -- seating to accommodate talking with others, facing each other, perhaps slider benches. We need more parks designed with playgrounds for SENIORS.
<https://www.bbc.com/worklife/article/20191028-the-cities-designing-playgrounds-for-the-elderly>

Pickleball & tennis

If Other: please describe?

Pickleball courts

PICKLEBALL on the limited options available

Pickleball!!

Play disc golf

play pickleball

Play pickleball

Play Pickleball

Play tennis/pickleball

Pools make Witter year-round covered

powder hounds

Really like the Greenhouse ...

Rest from work in Spokane by tent or cabin comping.

Rock climb

Rock Climb

Rock climbing

Run in organized races such as Valley Fest 5K 10K, Jingle Bell Run, Sugar Rush race with Oktoberfest, Windemere Marathon races,etc. I realize most of this is Spokane Valley.

Scenic drives and accessible trails

Shortwave radio hobbyist, get fresh air, get put of the house

Skateparks/ bikepark

Sketching and painting with a small group weekly

Socialize with folks of my age outside of our houses

southside senior center

Spokane really needs a park with a horse show arena

Swim in pools

swim in Valley

Use / play / be in the community garden at Grant Park!

If Other: please describe?

Use skateparks

Walk dog (I Never!!! EVER USE OFF LEASH DOG PARKS!)

We need more Pickle Ball courts. Would request them at Comstock Park

We play Pickleball.

Table 35: Question 3

Below is a list of some recreational offerings/places provided by the City of Spokane Parks and Recreation Department. Please indicate whether you or anyone in your household have ever used these?	Have used	Have not used	Total
Regional and special use parks (e.g., Manito Park, Finch Arboretum, Camp Sekani Park, Riverfront Park)	98%	2%	100%
Walking/running/hiking trails	96%	4%	100%
Neighborhood parks (e.g. Rochester, Poly Judd, Ben Burr, Liberty, Comstock, Audubon Park)	94%	6%	100%
Open space and natural lands (. e.g., Palisades Park, Drumheller Springs, High Drive Park)	83%	17%	100%
Playgrounds	72%	28%	100%
Picnic facilities	71%	29%	100%
Outdoor aquatic facilities (including pools and splash pads)	68%	32%	100%
Sports complexes (e.g., Dwight Merkel, Southeast Sports Complex, Franklin Park)	53%	47%	100%
Outdoor sports fields (e.g., soccer, football, softball, baseball, etc.)	50%	50%	100%
Boat / kayak / canoe launch pads	50%	50%	100%
Outdoor sports courts (e.g. tennis, handball, pickleball, basketball, etc.)	49%	51%	100%
Mountain bike trails	44%	56%	100%
City recreation buildings, community centers, and senior centers	38%	62%	100%
Sports leagues and teams	35%	65%	100%
Golf courses	35%	65%	100%
Volunteer activities	27%	73%	100%
Corbin Art Center classes and camps	24%	76%	100%
Wellness and enrichment programs (music, yoga, other)	22%	78%	100%
Golf courses for non-golf purposes	17%	83%	100%
Therapeutic Recreation Services	5%	95%	100%

Table 36: Question 4

How much, if at all, do you think any of the following needs upgrading or improvement?	Great need for improvement	Moderate need for improvement	Sum of great and moderate need	Slight need for improvement	No need for improvement	Don't know	Total
My neighborhood park (e.g., Rochester, Polly Judd, Ben Burr, Liberty, Comstock, Audubon Park)	14%	30%	44%	32%	14%	9%	100%
Paved Trails (Cycling/Walking/running/hiking)	11%	24%	34%	35%	18%	12%	100%
Open space and natural lands (e.g., Palisades, High Drive Park.)	11%	22%	33%	28%	20%	19%	100%
Playgrounds	9%	23%	32%	27%	16%	25%	100%
Unpaved Trails (Mountain bike, trail walking)	10%	19%	29%	29%	17%	24%	100%
Picnic facilities	7%	20%	27%	33%	13%	27%	100%
Regional and special use parks (e.g., Finch Arboretum, Camp Sekani, Riverfront Park)	5%	20%	25%	35%	29%	11%	100%
Outdoor sports courts (e.g. tennis, handball, pickleball, basketball, etc.)	10%	14%	24%	19%	15%	43%	100%
Outdoor aquatic facilities (including pools and splash pads)	8%	16%	24%	23%	21%	32%	100%
Boat, Canoe & Kayak launch pads	5%	12%	17%	18%	11%	53%	100%
City recreation buildings, community centers, and senior centers	4%	12%	16%	14%	10%	60%	100%
Outdoor sports fields (e.g., soccer, football, softball, baseball, etc.)	5%	10%	15%	19%	21%	46%	100%
Sports complexes (e.g., Dwight Merkel and Franklin Park)	4%	9%	13%	18%	25%	43%	100%

How much, if at all, do you think any of the following needs upgrading or improvement?	Great need for improvement	Moderate need for improvement	Sum of great and moderate need	Slight need for improvement	No need for improvement	Don't know	Total
Sports leagues and teams	4%	6%	10%	12%	13%	65%	100%
Volunteer activities	3%	7%	10%	9%	8%	73%	100%
Wellness and enrichment programs (music, yoga, other)	3%	7%	9%	9%	9%	72%	100%
Corbin Art classes and camps	2%	6%	8%	8%	10%	74%	100%
Golf courses	2%	4%	6%	12%	26%	57%	100%
Therapeutic Recreation Services	2%	3%	5%	3%	7%	85%	100%

Table 37: Question 4 (Excluding Don't Know)

How much, if at all, do you think any of the following needs upgrading or improvement?	Great need for improvement	Moderate need for improvement	Sum of great and moderate need	Slight need for improvement	No need for improvement	Total
My neighborhood park (e.g., Rochester, Polly Judd, Ben Burr, Liberty, Comstock, Audubon Park)	16%	33%	48%	36%	16%	100%
Playgrounds	12%	31%	43%	36%	21%	100%
Outdoor sports courts (e.g. tennis, handball, pickleball, basketball, etc.)	18%	25%	42%	32%	25%	100%
Open space and natural lands (e.g., Palisades, High Drive Park.)	14%	27%	41%	34%	24%	100%
City recreation buildings, community centers, and senior centers	11%	30%	40%	35%	25%	100%
Paved Trails (Cycling/Walking/running/hiking)	12%	27%	39%	40%	21%	100%
Unpaved Trails (Mountain bike, trail walking)	13%	25%	38%	39%	23%	100%
Picnic facilities	10%	27%	37%	45%	18%	100%
Boat, Canoe & Kayak launch pads	11%	26%	37%	38%	24%	100%
Volunteer activities	10%	26%	36%	33%	31%	100%
Outdoor aquatic facilities (including pools and splash pads)	12%	23%	35%	34%	31%	100%
Wellness and enrichment programs (music, yoga, other)	10%	24%	34%	32%	34%	100%
Therapeutic Recreation Services	12%	20%	33%	22%	45%	100%
Corbin Art classes and camps	7%	22%	29%	31%	40%	100%
Sports leagues and teams	11%	18%	29%	35%	36%	100%

How much, if at all, do you think any of the following needs upgrading or improvement?	Great need for improvement	Moderate need for improvement	Sum of great and moderate need	Slight need for improvement	No need for improvement	Total
Regional and special use parks (e.g., Finch Arboretum, Camp Sekani, Riverfront Park)	6%	23%	28%	39%	33%	100%
Outdoor sports fields (e.g., soccer, football, softball, baseball, etc.)	9%	18%	27%	35%	38%	100%
Sports complexes (e.g., Dwight Merkel and Franklin Park)	7%	16%	23%	32%	44%	100%
Golf courses	4%	10%	14%	27%	60%	100%

Table 38: Question 5

If there are specific parks or programs you feel are in need of improvement, please list them here	Percent of respondents who mentioned a park or program in need of improvement
Specific park named*	58%
Specific sport (Pickle ball, baseball, aquatics, etc.)**	35%
Other comment	10%
Safety	8%
Bathrooms	8%
Playgrounds	7%
Manito	7%
Dog park	7%

* The parks named (with the number of times they were named) were: Comstock Park, 62; Franklin Park, 55; Corbin Park, 44; Grant Park, 35; Manito Park, 33; Centennial Trail, 33; Lincoln Park, 31; High Bridge Park, 31; Minnehaha Park, 6; South Hill Park, 22; Camp Sekani, 22; Audubon Park, 22; Pacific Park, 21; Palisades Park, 20; Sky Prairie Park, 19; Cannon Park, 19; Liberty Park, 18; Coeur d' Alene Park, 16; Ben Burr Park, 16; Cannon Hill Park, 15; Riverfront Park, 15; Hamblen Park, 15; Underhill Park, 13; Hays Park, 13; Finch Arboretum, 12; Friendship Park, 12; Meadowglen Park, 11; Mission Park, 11; Bluff trail system, 11; Chief Garry Park, 11; High Drive Park, 11; Drumheller Springs Natural Area, 10; Indian Trail, 10; Clark Park, 9; People's Park, 9; Shadle Park, 9; Thornton Murphy Park, 9; Loma Vista Park, 9; Riverside Park, 8; Dwight Merkle Park, 8; Holmberg Park, 7; High Drive trails, 6; Fish Lake trail, 6; Coeur d'Alene Park, 6; Emerson Park, 5; Whittier Park, 5; Webster Park, 5; Ben Burr Trail, 5; Hillyard Park, 5; Edwidge Woldson Park, 4; West Central Park, 4; CDA Park, 4; Linwood Park, 4; Boulder Beach, 4; Logan Peace Park, 4; Trolley trail, 4; Meenach Bridge, 4; Bear Lake Park, 4; Bowl & Pitcher, 3; West Gate Park, 3; Cliff Park, 3; Murphy Park, 3; Hill & Dale Rotary Park, 3; Kehoe Park, 3; Downriver Park, 3; Byrne Park, 3; Skyline Park, 3; Dutch Jake's Park, 3; Bowl & Pitcher Park, 3; Polly Jud Park, 3; Ben Burr trails, 3; Wildhorse Park, 3; Grandview Park, 3; Glass Park, 3; Jim Hill Park, 3; Camelot Park, 2; Drumheller Park, 2; Fairview Park, 2; Harmony Park, 2; Moore-Turner Heritage Gardens, 2; Sky View Park, 2; Fish Lake Park, 2; Olmstead Brothers Park, 2; Wendall Grant Park, 2; South Complex, 2; Finch Park, 2; Bluff Trails, 2; Fish Lake, 2; Witter Park Pool, 2; Hangman Park, 2; Hazel's Creek, 2; Half Moon Park, 1; Fishlake Trailhead, 1; West Cental Park, 1; Dishman Micah trail, 1; Shalde Park, 1; High Bridget Park, 1; Dishman Hill Park, 1; High Drive Bluff Park, 1; Whittter Park, 1; Dishman Park, 1; Community gardens, 1; Don Kardon bridge, 1; Bluffs trail, 1; Downriver disc golf, 1; Stone Street Park, 1; Downriver golf course, 1; Valleyford Park, 1; Hillyard Pool, 1; Western parks, 1; Cannon Pool, 1; Wyakin Park, 1; Indian Canyon Park, 1; Rimrock Park, 1; Downtown parks, 1; Rockwood Vista Reservoir Field Park, 1; Carl Maxey Center, 1; Bedford Trail, 1; Drumheller Springs, 1; South Gorge Trail, 1; Kendall Yards, 1; Southhill Park, 1; Latah Creek Valley, 1; Hamblen Area, 1; Beacon Hill, 1; Hamblin Park, 1; Duncan Gardens, 1; Hangman Creek Natural Area, 1; Linconl Park, 1; Harmon Park, 1; Cenntennial Trail, 1; Whittier Pool, 1; Ben Burr Parks, 1; Hay's Park, 1; Loma Visa Park, 1; Andrew Ripens Field, 1; Loma Vista, 1; Polly Judd Park, 1; Edge Cliff Park, 1; Five Mile Park, 1; Centennial Trial, 1; Rochester Heights Park,

1; Martin Luther King Park, 1; Frankling Park, 1; Meacham Bridge, 1; Shields Park, 1; Bear Lake, 1; Corbin Art Cemtr, 1; Emmet Park, 1; Corbin rails, 1; Merkel Park, 1; South Hill Dog Park, 1; Millwood Park, 1; Southeast Sports Complex, 1; Minnehah Park, 1; Southside Senior Center, 1; Evergreen East, 1; Susie trail, 1; Minnehana Park, 1; Tiger Trail, 1; Mission Hill Park, 1; Underbridge Park, 1; Chief Gary Park, 1; Upriver Park, 1; Finch Arboretum, 1; Vinegar Flats Park, 1; Moran Prairie, 1; Dishman Hills, 1; Mt. Spokane trails, 1; West Central Community Center, 1; BCC, 1; Dishman Hills Area, 1; Nevada Park, 1; Hatch Drive Park, 1; North Indian Trail Park, 1; Whittier Pools, 1; Cliff Drive Overlook, 1; Dishman Hills Park, 1; Biking trails, 1; Woldson Park, 1; Bedford Park, 1; Campion Park, 1; Pine River Park, 1.

**The activities named (with the number of times they were named) were: aquatics, 121; pickleball, 58; biking, 31; tennis, 28; disc golf, 21; splash pad, 19; boating/kayaking, 13; mountain biking, 13; volleyball, 9; basketball, 8; golf course, 7; hiking, 7; trails, 7; dog park, 6; walking, 6; playground, 6; sports leagues, 5; splash pads, 5; golf courses, 5; boating, 4; walking trails, 4; yoga, 4; soccer, 3; community center, 3; cross-country skiing, 3; softball, 3; exercise, 3; flag football, 3; ball fields, 2; Tai Chi, 2; trail running, 2; ice rink, 2; sports fields, 2; skatepark, 2; running, 2; baseball, 2; pool, 2; playgrounds, 2; youth sports fields, 2; BMX, 1; community sports, 1; summer camps, 1; adult recreation, 1; children's programs, 1; natural history, 1; wildlife parks, 1; natural areas, 1; recreation centers, 1; wellness, 1; pump park, 1; longboard, 1; summer camp, 1; kayaking, 1; youth sports, 1; water aerobics, 1; adults sports leagues, 1; youth, 1; river recreation, 1; green space, 1; courts, 1; snowshoeing, 1; community ceters, 1; skateparks, 1; children's recreation, 1; surf wave, 1; bocce ball, 1; fishing ponds, 1; younger age sports, 1; fishing, 1; birding, 1; skate parks, 1; picnicking, 1; equestrian, 1; art classes, 1; doog training, 1; dog parks, 1; art, 1; outdoor science education, 1; adult sports eagues, 1; outdoor recreation, 1; ADA parks, 1; outdoor exercise, 1; NIA, 1.

Table 39: Question 6

What is the furthest you and your household will travel to get to each of the following types of natural areas or outdoor recreation in the City of Spokane? (Please select the furthest for each).	Wouldn't use them at all	Less than a ¼ mile	¼ to ½ mile	½ mile to 1 mile	2 to 5 miles	6 to 12 miles	13+ miles	Total
Trailheads or Natural Lands (natural surface trails)	2%	0%	1%	3%	15%	26%	53%	100%
Neighborhood Park (with amenities like a playground, picnic tables, paths)	1%	3%	10%	22%	41%	14%	9%	100%
Community Park (with amenities like a splashpad, sport courts, or a large playground)	6%	2%	5%	15%	42%	19%	11%	100%
Regional Park or Special Use Park (with amenities like an aquatics center or sports complex)	7%	1%	2%	4%	34%	31%	22%	100%
Paved Recreation Trail (urban trail)	3%	2%	3%	10%	30%	26%	24%	100%

Table 40: Question 7

{IF YOU SELECTED 'WOULDN'T USE' IN Q6} Why wouldn't you use these parks or natural areas at all? (Choose all that apply)	Percent
Not interested in using	74%
Other	26%
I can't get there by foot	6%
I can't get there by bike	4%
I don't have a car/too hard to get there without a car	3%
I use transit and there are no good bus routes to get there	3%

Table 41: Question 8

Have you or any member of your household participated in any of the City of Spokane's recreation activities or programs? Examples might include swim lessons, outdoor camps, art classes, organized sports leagues, or wellness activities like yoga or martial arts.	Yes	No	Total
Have you or any member of your household participated in any of the City of Spokane's recreation activities or programs?	55%	45%	100%

Table 42: Question 9

What prevents you or others in your household from using Spokane recreation facilities, programs, parks, or natural lands more often? (Select the top 3)	Percent
Nothing prevents us from using more often	40%
Do not know where to go/unfamiliar with offerings	25%
The hours/timing are not convenient	14%
I do not feel safe in these locations	13%
Program fees are too expensive	11%
Locations or facilities are too crowded	11%
We do not have the time	11%
They are poorly maintained or damaged	10%
Hard to find a place to park if I drive	10%
Don't offer the programs I/we want	9%
Other	8%
Not easy to get there by bus, bike or walking	6%
Facilities lack the right equipment/amenities	5%
I/we are not interested	4%
Equipment for desired sports/activities is too costly	3%
Not accessible for people with disabilities	2%
Poor customer service by staff	1%

Table 43: Question 10

In the past year, did you have any unpleasant experiences in any of the City of Spokane's parks or natural areas?	Yes	No	Total
In the past year, did you have any unpleasant experiences in any of the City of Spokane's parks or natural areas?	34%	66%	100%

Table 44: Question 11

Please describe the unpleasant experience:	Percent of respondents
Homeless people, illegal camping	49%
Trash/garbage and vandalism	25%
Drug use	20%
Crime/harassment	18%
Bathrooms/porta potties	13%
Dog issues	11%
Maintenance issues/rundown/updates needed	9%
Accessibility, things closed	4%
Other comment	3%
Driving and biking safety concerns	3%
Noise, crowds	3%
Parking	2%
Rude staff, poorly staffed	2%

Table 45: Question 12

Communities offer parks and recreation facilities and programs for various reasons. Please rate how important each of these purposes is to you.	Essential	Very important	Sum of essential and very important	Somewhat important	Not at all important	Total
Encourage people to spend time outdoors/in nature	58%	34%	91%	8%	1%	100%
Provide opportunity to connect with nature	61%	30%	91%	8%	1%	100%
Provide places for people to maintain and improve their health	55%	33%	87%	11%	1%	100%
Provide greater mobility with trails and paths for exercise and non-motorized transportation	47%	36%	82%	16%	2%	100%
Provide recreation opportunities and programs to people and communities in historically under-resourced areas.	44%	36%	79%	17%	3%	100%
Enhance the community's economic vitality, making Spokane attractive to live, work and do business	47%	31%	78%	17%	5%	100%
Provide wellness, recreation, and social activities and programs	40%	37%	76%	21%	3%	100%
Provide social opportunities, places to gather and community events	33%	43%	76%	22%	2%	100%
Promote appreciation and preservation of the cultural and natural heritage of the community	39%	33%	73%	23%	5%	100%
Attract visitors and promote tourism through special events and tournaments	26%	28%	53%	34%	13%	100%
Provide sports leagues and sport skill development	17%	34%	51%	39%	9%	100%

Table 46: Question 13

Natural lands (open spaces) within the City of Spokane can serve a variety of purposes. Please rate how important each of these purposes is to you.	Essential	Very important	Sum of essential and very important	Somewhat important	Not at all important	Total
Conserve lands around rivers/streams/creeks and floodplains	74%	21%	95%	4%	1%	100%
Conserve ponds, lakes, and wetlands	71%	23%	94%	5%	1%	100%
Preserve areas with beautiful or unique natural features	60%	33%	93%	7%	0%	100%
Conserve native plants, sensitive landscapes and forests	69%	23%	92%	7%	1%	100%
Protect wildlife habitat	64%	27%	91%	8%	1%	100%
Provide a natural setting for outdoor activities/exploration	47%	42%	89%	10%	1%	100%
Provide close by/easy to get to places to escape urban life	50%	39%	89%	10%	1%	100%
Provide recreation trails and greenways	47%	42%	88%	11%	0%	100%
Preserve scenic views and cultural landscapes	54%	35%	88%	11%	1%	100%
Manage development at the urban boundaries for fire resiliency	53%	33%	86%	12%	2%	100%
Provide places to exercise pets	20%	30%	50%	38%	12%	100%

Table 47: Question 14

To what extent do you agree or disagree with each of the following statements about parks, recreation, and natural lands provided by the City?	Strongly agree	Agree	Sum of strongly agree and agree	Disagree	Strongly disagree	No opinion/Don't know	Total
I would support physically changing portions of parks to meadows or natural space be more sustainable and use less resources (water, fossil fuels, etc.).	35%	40%	75%	12%	4%	10%	100%
Lack of restrooms at parks, sports fields, and natural lands is a problem	25%	44%	69%	19%	2%	10%	100%
I am satisfied with the level of maintenance of the developed parks.	6%	61%	67%	22%	8%	4%	100%
Lack of accessory improvements such as trash bins, benches, signs, lighting, etc. at parks, sports fields, and trailheads is a problem	20%	46%	66%	20%	2%	12%	100%
I am satisfied with the level of maintenance of the natural lands.	5%	60%	65%	21%	4%	10%	100%
The City should improve the frequency of cleaning, garbage removal, mowing, and general upkeep.	25%	38%	63%	19%	1%	17%	100%
There is a general lack of public awareness of park rules	20%	42%	62%	19%	2%	18%	100%
The City needs to do more to make parks and programs welcoming and accessible	15%	39%	54%	23%	3%	21%	100%
The City needs to do more to make parks and programs serve all abilities.	16%	38%	54%	18%	2%	26%	100%
The City needs to do more to make parks and programs serve all ages.	16%	35%	51%	23%	3%	23%	100%
Behavior of others in the parks and natural lands detracts from my use	17%	34%	51%	34%	5%	10%	100%
Overcrowding and damage to park resources and trails is a problem	13%	39%	51%	28%	2%	18%	100%

To what extent do you agree or disagree with each of the following statements about parks, recreation, and natural lands provided by the City?	Strongly agree	Agree	Sum of strongly agree and agree	Disagree	Strongly disagree	No opinion/Don't know	Total
I am satisfied with the recreation programs and activities offered by the City.	5%	46%	50%	13%	3%	34%	100%
Parks are equitably distributed within the City.	5%	39%	44%	25%	9%	22%	100%
Getting to parks, trails, and natural lands by bicycling or walking is a challenge	10%	26%	36%	36%	7%	22%	100%
Getting to parks, trails, and natural lands using public transportation (buses) is a challenge	8%	20%	28%	15%	5%	52%	100%
User fees for park programs and activities are too high.	6%	17%	23%	37%	7%	33%	100%
Getting to community and senior centers is a challenge	2%	7%	9%	19%	4%	68%	100%
It is too far from my home to get to parks and natural lands	2%	7%	9%	56%	29%	6%	100%

Table 48: Question 14 (Excluding No Opinion/Don't Know)

To what extent do you agree or disagree with each of the following statements about parks, recreation, and natural lands provided by the City?	Strongly agree	Agree	Sum of strongly agree and agree	Disagree	Strongly disagree	Total
I would support physically changing portions of parks to meadows or natural space be more sustainable and use less resources (water, fossil fuels, etc.).	38%	44%	83%	13%	4%	100%
Lack of restrooms at parks, sports fields, and natural lands is a problem	28%	49%	77%	21%	2%	100%
I am satisfied with the recreation programs and activities offered by the City.	7%	69%	76%	20%	4%	100%
The City should improve the frequency of cleaning, garbage removal, mowing, and general upkeep.	30%	46%	76%	23%	1%	100%
Lack of accessory improvements such as trash bins, benches, signs, lighting, etc. at parks, sports fields, and trailheads is a problem	23%	52%	75%	23%	2%	100%
There is a general lack of public awareness of park rules	24%	51%	75%	23%	2%	100%
The City needs to do more to make parks and programs serve all abilities.	22%	51%	73%	24%	3%	100%
I am satisfied with the level of maintenance of the natural lands.	5%	67%	72%	23%	5%	100%
I am satisfied with the level of maintenance of the developed parks.	6%	64%	70%	22%	8%	100%
The City needs to do more to make parks and programs welcoming and accessible	18%	49%	68%	29%	3%	100%
The City needs to do more to make parks and programs serve all ages.	21%	45%	67%	29%	4%	100%
Overcrowding and damage to park resources and trails is a problem	15%	47%	63%	34%	3%	100%
Getting to parks, trails, and natural lands using public transportation (buses) is a challenge	17%	42%	59%	31%	10%	100%

To what extent do you agree or disagree with each of the following statements about parks, recreation, and natural lands provided by the City?	Strongly agree	Agree	Sum of strongly agree and agree	Disagree	Strongly disagree	Total
Behavior of others in the parks and natural lands detracts from my use	19%	38%	57%	37%	6%	100%
Parks are equitably distributed within the City.	6%	50%	56%	32%	12%	100%
Getting to parks, trails, and natural lands by bicycling or walking is a challenge	12%	33%	46%	46%	9%	100%
User fees for park programs and activities are too high.	9%	25%	34%	55%	11%	100%
Getting to community and senior centers is a challenge	6%	23%	30%	59%	11%	100%
It is too far from my home to get to parks and natural lands	2%	7%	10%	60%	31%	100%

Table 49: Question 15

How important, if at all, do you think it is for the City to seek funding to do the following in the next 5 years?	Essential	Very important	Sum of essential and very important	Somewhat important	Not at all important	Total
Build new parks on land the city already owns to improve neighborhood access to a park	32%	41%	73%	22%	5%	100%
Renovate/enhance existing parks and natural areas	31%	40%	70%	26%	4%	100%
Seek additional funding to create and maintain existing offerings	31%	34%	66%	28%	7%	100%
Improve daily maintenance and management of existing parks	30%	35%	65%	30%	5%	100%
Expand the park system by acquiring new property for parks and natural lands	32%	27%	59%	29%	12%	100%
Expand recreation program and community facilities offerings	13%	23%	37%	48%	15%	100%

Table 50: Question 16

In the next few years, the City will consider developing some new park amenities. Which of the following would you prefer they focus on first?	Strongly prefer	Somewhat prefer	Sum of strongly and somewhat prefer	Do not prefer	Don't know	Total
Add restrooms	50%	38%	88%	7%	5%	100%
Improve trailheads on natural lands	50%	38%	87%	6%	7%	100%
Add unpaved trails for hiking	49%	37%	87%	7%	6%	100%
Acquire additional natural lands	53%	29%	82%	11%	6%	100%
Add paved walking paths	30%	43%	73%	22%	5%	100%
Add dog parks / Off-leash dog areas	31%	35%	66%	26%	7%	100%
Develop an indoor pool	30%	28%	58%	35%	7%	100%
Add designated fishing areas	18%	33%	51%	30%	19%	100%
Add a mountain bike park/pump track	17%	32%	49%	36%	15%	100%
Add disc-golf courses	14%	32%	46%	40%	14%	100%
Add outdoor running tracks	12%	32%	44%	45%	11%	100%
Add skate parks	11%	32%	43%	44%	13%	100%
Add outdoor pickleball courts	15%	29%	43%	40%	17%	100%
Develop additional sports fields	7%	23%	30%	54%	16%	100%
Develop artificial turf fields for sports	8%	19%	27%	57%	16%	100%
Add dedicated lacrosse fields	2%	12%	14%	67%	19%	100%

Table 51: Question 16 (Excluding Don't Know)

In the next few years, the City will consider developing some new park amenities. Which of the following would you prefer they focus on first?	Strongly prefer	Somewhat prefer	Sum of strongly and somewhat prefer	Do not prefer	Total
Improve trailheads on natural lands	53%	40%	93%	7%	100%
Add restrooms	53%	40%	92%	8%	100%
Add unpaved trails for hiking	53%	40%	92%	8%	100%
Acquire additional natural lands	57%	31%	88%	12%	100%
Add paved walking paths	31%	46%	77%	23%	100%
Add dog parks / Off-leash dog areas	34%	38%	71%	29%	100%
Develop an indoor pool	33%	30%	63%	37%	100%
Add designated fishing areas	22%	40%	63%	37%	100%
Add a mountain bike park/pump track	20%	38%	58%	42%	100%
Add disc-golf courses	16%	37%	54%	46%	100%
Add outdoor pickleball courts	18%	34%	52%	48%	100%
Add skate parks	13%	37%	50%	50%	100%
Add outdoor running tracks	13%	36%	49%	51%	100%
Develop additional sports fields	9%	27%	36%	64%	100%
Develop artificial turf fields for sports	10%	22%	32%	68%	100%
Add dedicated lacrosse fields	3%	14%	17%	83%	100%

Table 52: Question 17

In the next few years, the City will consider developing some new park amenities. Which of the following would you prefer they focus on first? Other responses	Percent of respondents mentioning an other focus
Improve current amenities	17%
Protect/conserv e natural areas and water	12%
Address safety and homeless issue	12%
Other	11%
Develop an indoor pool	7%
Add dog parks / Off-leash dog areas	7%
Add restrooms	6%
Nothing	6%
Add bike path	6%
Acquire additional natural lands	3%
Add paved walking paths	3%
Add playgrounds	3%
Access to river and river activities	3%
Accessibility for people with various needs	3%
Add skate parks	2%
Add outdoor pickleball courts	2%
Add disc-golf courses	2%
Add unpaved trails for hiking	2%
Add tennis courts/lights to courts	2%
Add splash pad	2%
Add drinking water source	2%
Basketball/volleyball/racquetball/bocce ball	2%
Add art/educational/cultural/musical amenities	2%
Add communication/information for park users	2%

In the next few years, the City will consider developing some new park amenities. Which of the following would you prefer they focus on first? Other responses	Percent of respondents mentioning an other focus
Develop additional sports fields	1%
Add a mountain bike park/pump track	1%
Improve trailheads on natural lands	1%
Add/improve golf course	1%
Add parking	1%
Add indoor sports facility/rec center	1%
Add dedicated lacrosse fields	0%
Add outdoor running tracks	0%
Develop artificial turf fields for sports	0%
Add designated fishing areas	0%
Add ice rink	0%

Table 53: Question 20

How long have you lived in Spokane?	Less than 1 year	1 to 4 years	5 to 9 years	10 to 14 years	15 to 19 years	More than 20 years	Total
How long have you lived in Spokane?	3%	15%	16%	0%	10%	57%	100%

Table 54: Question 21

Do you rent or own your home?	I rent	I own	Other	Total
Do you rent or own your home?	34%	63%	2%	100%

Table 55: Question 22

Does your home or apartment complex have yard or outdoor spaces for play/relaxation?	Yes	No	Total
Does your home or apartment complex have yard or outdoor spaces for play/relaxation?	85%	15%	100%

Table 56: Question 23

Do you live in a single-family detached home, or in another type of home, like an apartment, townhome, condo or something else?	Single-Family Detached Home	Attached house (duplex, triplex, townhome)	Apartment	Mobile/manufactured home	Group quarters (college dorms, student housing, group homes, nursing home, short-term & transitional housing, etc.)	I am currently unhoused	Total
Do you live in a single-family detached home, or in another type of home, like an apartment, townhome, condo or something else?	75%	9%	15%	1%	1%	0%	100%

Table 57: Question 24

Do any of the following (including yourself) live in your household?	Yes	No	Total
Children (ages 12 and under)	38%	62%	100%
Teenagers (ages 13 to 19)	20%	80%	100%
Adults (ages 20 to 54)	76%	24%	100%
Adults (ages 55 or older)	47%	53%	100%
Dogs	55%	45%	100%

Table 58: Question 25

Please describe your annual household income:	Less than \$25,000	\$25,000 to \$49,999	\$50,000 to \$74,999	\$75,000 to \$99,999	\$100,000 to \$124,999	Over \$125,000	Total
Please describe your annual household income:	7%	20%	22%	17%	14%	19%	100%

Table 59: Question 26

Which category contains your age?	18-24	25-34	35-44	45-54	55-64	65-74	75-84	85+	Total
Which category contains your age?	6%	25%	21%	12%	16%	16%	3%	1%	100%

Table 60: Question 27

Which gender do you identify as?	Female	Male	Non-binary	Transgender	I identify in another way	Prefer to self-describe	Prefer not to say	Total
Which gender do you identify as?	50%	45%	1%	0%	0%	0%	3%	100%

Table 61: Question 28 (Other gender identity)

Please describe
Android
changes day to day depending on my mood.
Child of God
Demi-Fem. Female presenting Non-Binary
Transgender man, aka transman. There's more to gender labels than just saying I'm transgender.

Table 62: Question 29

Which race or ethnicity do you most identify with? Please check all that apply.	Percent
American Indian and Alaska Native	2%
Asian	1%
Black or African American	1%
Hispanic or Latino/a/x	5%
Middle Eastern or North African	0%
Multiracial or Multiethnic	2%
Native Hawaiian or Other Pacific Islander	1%
White	93%
Another race or ethnicity,	2%

Table 63: Question 30 (Other race or ethnicity)

Please describe (another race or ethnicity)	Count
Don't identify with any of the above	0
Earthling	1
Eurasian	1
Human	5
Human (race)	1
Human Race	1
Human race!	1
I am a member of the human race.	1
I do not think race is a helpful or accurate category.	1
Irish Mexican	2
It would be racist to add this information to make decisions about parks and open spaces. We are all human.	1
No	1
Not applicable	1
Prefer not to answer	1
Prefer not to say	2
Race is a social construct I do not identify with.	1
We are not the same I am a Martian.	2

Appendix C: Comparisons of Address Sample Survey Results by District

For ease of comparison between subgroups, the questions show summarized responses for only the proportion of respondents giving a positive answer; for example, the percent of respondents who “strongly or somewhat agreed” or gave a rating of “very or somewhat positive” or “more favorable”.

The subgroup comparison tables contain the cross tabulations of survey questions by selected respondent characteristics. Chi-square or ANOVA tests of significance were applied to these breakdowns of survey questions. A “p-value” of 0.05 or less indicates that there is less than a 5% probability that differences observed between groups are due to chance; or in other words, a greater than 95% probability that the differences observed in the selected categories of the sample represent “real” differences among those populations.

For each pair of subgroups that has a statistically significant difference, an uppercase letter denoting significance is shown in the category with the larger column proportion. The letter denotes the category with the smaller column proportion from which it is statistically different. Differences were marked as statistically significant if the probability that the differences were due to chance alone were less than 5%. Where there are statistically significant differences by District, cells were also shaded grey. Items that have no uppercase letter denotation in their column and that are also not referred to in any other column were not statistically different.

Highlights of Differences in Responses by District

Top 5 activities in City of Spokane parks or natural areas

- Enjoying nature and/or wildlife was more likely to be a top 5 activity in Spokane’s parks or natural areas for residents in Districts 2 and 3 (79% and 74%, respectively) compared to those in District 1 (57%).
- Those in District 2 were more likely to say a top 5 activity was to relax/contemplate/meditate (46%) compared to those in Districts 1 and 3 (about one-quarter of respondents).
- Picnicking and fishing were more likely to be a top 5 activity of District 1 residents compared to residents of Districts 2 and 3.
- District 3 residents were more likely to use walking and hiking trails compared to residents in Districts 1 and 2.

Use of City of Spokane Parks and Recreation Department offerings/places

- Residents of Districts 2 and 3 were more likely to have used neighborhood parks, regional and special use parks, wellness and enrichment programs, golf courses and trails than were residents of District 1.

Recreation places or offerings needing upgrades

- Residents of District 1 were more likely to report that sports complexes, outdoor sports fields and wellness & enrichment programs needed upgrades or improvements compared to residents of Districts 2 and 3.
- Residents of District 2 were the most likely to feel that therapeutic recreation services needed improvement compared to those in Districts 1 and 3.

Barriers to using Spokane recreation facilities, programs, parks, or natural lands

- Residents of District 1 were more likely to cite the cost of equipment and feeling unsafe as potential barriers compared to residents of Districts 2 and 3.

Ratings of the importance of various purposes for natural lands

- Residents of District 1 placed higher importance on providing places to exercise pets as a purpose for natural lands compared to residents of Districts 2 and 3.

Agreement with statements about parks, recreation, and natural lands provided by the City

- While residents of District 1 were more likely to agree that parks are distributed equitably within the City compared to residents of Districts 2 and 3 (especially compared to District 2), they were also more likely to agree that getting to community and senior centers is a challenge, that it is too far from their homes to get to parks and natural lands, and that a lack of improvements is a problem, that overcrowding and damage is a problem compared to residents of Districts 2 and 3.

Table 64: Question 1 by District

What do you or anyone in your household like to do in City of Spokane's parks and/or natural areas? (Select the top 5)	District 1	District 2	District 3
	(A)	(B)	(C)
Enjoy nature and/or wildlife	57%	79% A	74%
Relax/contemplate/meditate	24%	46% A C	23%
Spend time with family and/or friends	64%	49%	49%
Use playgrounds	33%	26%	28%
Picnic / BBQ	30% B	8%	16%
Large group gatherings/celebrations	9%	6%	9%
Team sports	4%	6%	7%
Individual sports	5%	5%	1%
Exercise	16%	28%	31%
Take the Numerica SkyRide, ride the carousel, use the Numerica skate ribbon	15%	9%	12%
Use cross country ski/snowshoe trails	3%	10%	12%
Use walking and hiking trails	54%	67%	80% A
Use biking trails	27%	29%	24%
Roller skate or scooter	2%	3%	1%
Walk my dog / Use off leash dog areas	25%	25%	21%
Fish	22% B C	8%	5%
Kayak/Raft/Canoe/Stand Up Paddleboard	18%	17%	13%
Attend special events (like Hoopfest, Pig out in the Park, Farmers Markets)	24%	28%	35%
Participate in an outdoor education/environmental program	1%	4%	3%
Use splash pads / pools	35%	21%	20%

What do you or anyone in your household like to do in City of Spokane's parks and/or natural areas? (Select the top 5)	District 1	District 2	District 3
	(A)	(B)	(C)
I don't use them	3%	0%	2%
Other	5%	1%	2%

Table 65: Question 3 by District

Below is a list of some recreational offerings/places provided by the City of Spokane Parks and Recreation Department. Please indicate whether you or anyone in your household have ever used these? (Percent have used)	District 1	District 2	District 3
	(A)	(B)	(C)
Playgrounds	78%	72%	67%
Neighborhood parks (e.g. Rochester, Poly Judd, Ben Burr, Liberty, Comstock, Audubon Park)	77%	92% A	89% A
Regional and special use parks (e.g., Manito Park, Finch Arboretum, Camp Sekani Park, Riverfront Park)	93%	100% A	98%
Sports complexes (e.g., Dwight Merkel, Southeast Sports Complex, Franklin Park)	44%	38%	52%
Open space and natural lands (. e.g., Palisades Park, Drumheller Springs, High Drive Park)	65%	77%	68%
Outdoor sports courts (e.g. tennis, handball, pickleball, basketball, etc.)	41%	36%	38%
Outdoor sports fields (e.g., soccer, football, softball, baseball, etc.)	32%	40%	34%
Outdoor aquatic facilities (including pools and splash pads)	70%	61%	51%
City recreation buildings, community centers, and senior centers	38%	40%	32%
Corbin Art Center classes and camps	8%	19%	17%
Therapeutic Recreation Services	3%	5%	6%
Wellness and enrichment programs (music, yoga, other)	11%	27% A	20%
Sports leagues and teams	25%	24%	25%
Volunteer activities	18%	21%	11%
Picnic facilities	73%	65%	61%
Boat / kayak / canoe launch pads	41%	42%	41%
Golf courses	17%	35% A	34%
Golf courses for non-golf purposes	8%	16%	10%
Walking/running/hiking trails	85%	96% A	94%
Mountain bike trails	35%	42%	36%

Table 66: Question 4 by District

How much, if at all, do you think any of the following needs upgrading or improvement? (Percent great or moderate need for improvement)	District 1	District 2	District 3
	(A)	(B)	(C)
Playgrounds	39%	31%	34%
My neighborhood park (e.g., Rochester, Polly Judd, Ben Burr, Liberty, Comstock, Audubon Park)	46%	36%	38%
Regional and special use parks (e.g., Finch Arboretum, Camp Sekani, Riverfront Park)	28%	20%	20%
Sports complexes (e.g., Dwight Merkel and Franklin Park)	35% B	12%	16%
Open space and natural lands (e.g., Palisades, High Drive Park.)	18%	23%	26%
Outdoor sports courts (e.g. tennis, handball, pickleball, basketball, etc.)	33%	39%	24%
Outdoor sports fields (e.g., soccer, football, softball, baseball, etc.)	47% B C	14%	22%
Outdoor aquatic facilities (including pools and splash pads)	35%	26%	24%
City recreation buildings, community centers, and senior centers	36%	41%	26%
Corbin Art classes and camps	9%	16%	6%
Therapeutic Recreation Services	0%	36% A	20%
Wellness and enrichment programs (music, yoga, other)	54% C	41%	19%
Sports leagues and teams	15%	8%	21%
Volunteer activities	41%	39%	25%
Picnic facilities	38%	24%	29%
Boat, Canoe & Kayak launch pads	9%	27%	19%
Golf courses	4%	12%	23%
Paved Trails (Cycling/Walking/running/hiking)	12%	29%	26%
Unpaved Trails (Mountain bike, trail walking)	18%	22%	30%

Table 67: Question 6 by District

What is the furthest you and your household will travel to get to each of the following types of natural areas or outdoor recreation in the City of Spokane? (Percent would not use at all)		District 1	District 2	District 3
		(A)	(B)	(C)
Trailheads or Natural Lands (natural surface trails)	Wouldn't use them at all	17% B	3%	6%
	Less than a ¼ mile	3%	1%	1%
	¼ to ½ mile	0%1	0%	2%
	½ mile to 1 mile	10% B C	1%	2%
	2 to 5 miles	8%	20%	14%
	6 to 12 miles	21%	20%	28%
	13+ miles	40%	55%	47%
Neighborhood Park (with amenities like a playground, picnic tables, paths)	Wouldn't use them at all	1%	1%	1%
	Less than a ¼ mile	11% B	3%	5%
	¼ to ½ mile	4%	11%	10%
	½ mile to 1 mile	27%	17%	32% B
	2 to 5 miles	32%	43%	30%
	6 to 12 miles	12%	19%	18%
	13+ miles	12%	7%	5%
Community Park (with amenities like a splashpad, sport courts, or a large playground)	Wouldn't use them at all	8%	6%	12%
	Less than a ¼ mile	6%	0%1	2%
	¼ to ½ mile	4%	4%	3%
	½ mile to 1 mile	14%	17%	19%
	2 to 5 miles	42%	40%	33%
	6 to 12 miles	16%	24%	25%
	13+ miles	11%	10%	6%

What is the furthest you and your household will travel to get to each of the following types of natural areas or outdoor recreation in the City of Spokane? (Percent would not use at all)		District 1	District 2	District 3
		(A)	(B)	(C)
Regional Park or Special Use Park (with amenities like an aquatics center or sports complex)	Wouldn't use them at all	9%	5%	18% B
	Less than a ¼ mile	6%	1%	1%
	¼ to ½ mile	2%	1%	1%
	½ mile to 1 mile	9%	5%	6%
	2 to 5 miles	30%	33%	31%
	6 to 12 miles	23%	34%	28%
	13+ miles	22%	21%	15%
Paved Recreation Trail (urban trail)	Wouldn't use them at all	7%	5%	5%
	Less than a ¼ mile	2%	5%	5%
	¼ to ½ mile	6%	2%	2%
	½ mile to 1 mile	8%	13%	10%
	2 to 5 miles	43% C	35%	23%
	6 to 12 miles	9%	22%	34% A
	13+ miles	25%	18%	21%

Table 68: Question 7 by District

{IF YOU SELECTED 'WOULDN'T USE' IN Q6] Why wouldn't you use these parks or natural areas at all? (Choose all that apply)	District 1	District 2	District 3
	(A)	(B)	(C)
Not interested in using	71%	53%	49%
I don't have a car/too hard to get there without a car	12%	19%	3%
I use transit and there are no good bus routes to get there	6%	19%	0%
I can't get there by bike	0%	4%	0%
I can't get there by foot	6%	4%	10%
Other	22%	32%	54%

Table 69: Question 8 by District

Have you or any member of your household participated in any of the City of Spokane's recreation activities or programs? (Percent yes)	District 1	District 2	District 3
	(A)	(B)	(C)
Have you or any member of your household participated in any of the City of Spokane's recreation activities or programs?	33%	37%	37%

Table 70: Question 9 by District

What prevents you or others in your household from using Spokane recreation facilities, programs, parks, or natural lands more often? (Select the top 3)	District 1	District 2	District 3
	(A)	(B)	(C)
Nothing prevents us from using more often	36%	42%	34%
Do not know where to go/unfamiliar with offerings	43%	36%	30%
Don't offer the programs I/we want	2%	7%	2%
Program fees are too expensive	16%	6%	13%
Equipment for desired sports/activities is too costly	14%	2%	9%
	B		B
Not easy to get there by bus, bike or walking	5%	5%	7%
The hours/timing are not convenient	6%	14%	17%
They are poorly maintained or damaged	11%	8%	7%
Facilities lack the right equipment/amenities	6%	8%	1%
		C	
Locations or facilities are too crowded	4%	10%	7%
I do not feel safe in these locations	20%	7%	11%
	B		
Not accessible for people with disabilities	2%	3%	4%
Poor customer service by staff	0%	1%	0%
Hard to find a place to park if I drive	8%	9%	10%
I/we are not interested	3%	4%	8%
We do not have the time	14%	20%	19%
Other	10%	9%	8%

Table 71: Question 10 by District

In the past year, did you have any unpleasant experiences in any of the City of Spokane's parks or natural areas? (Percent yes)	District 1	District 2	District 3
	(A)	(B)	(C)
In the past year, did you have any unpleasant experiences in any of the City of Spokane's parks or natural areas?	20%	27%	17%

Table 72: Question 12 by District

Communities offer parks and recreation facilities and programs for various reasons. Please rate how important each of these purposes is to you. (Percent essential or very important)	District 1	District 2	District 3
	(A)	(B)	(C)
Provide places for people to maintain and improve their health	84%	91%	85%
Provide wellness, recreation, and social activities and programs	80%	68%	69%
Enhance the community's economic vitality, making Spokane attractive to live, work and do business	85%	80%	72%
Attract visitors and promote tourism through special events and tournaments	64%	58%	61%
Encourage people to spend time outdoors/in nature	82%	88%	87%
Provide greater mobility with trails and paths for exercise and non-motorized transportation	77%	85%	84%
Provide sports leagues and sport skill development	68%	54%	50%
Provide recreation opportunities and programs to people and communities in historically under-resourced areas.	86%	83%	72%
Promote appreciation and preservation of the cultural and natural heritage of the community	77%	76%	68%
Provide social opportunities, places to gather and community events	82%	80%	69%
Provide opportunity to connect with nature	82%	90%	91%

Table 73: Question 13 by District

Natural lands (open spaces) within the City of Spokane can serve a variety of purposes. Please rate how important each of these purposes is to you. (Percent essential or very important)	District 1	District 2	District 3
	(A)	(B)	(C)
Protect wildlife habitat	93%	96%	90%
Conserve lands around rivers/streams/creeks and floodplains	95%	98%	94%
Conserve ponds, lakes, and wetlands	94%	98%	95%
Conserve native plants, sensitive landscapes and forests	92%	93%	93%
Provide places to exercise pets	66% B	47%	47%
Provide recreation trails and greenways	75%	86%	84%
Provide a natural setting for outdoor activities/exploration	85%	87%	90%
Manage development at the urban boundaries for fire resiliency	86%	91%	90%
Preserve areas with beautiful or unique natural features	86%	96% A	94%
Provide close by/easy to get to places to escape urban life	87%	83%	83%
Preserve scenic views and cultural landscapes	92%	92%	83%

Table 74: Question 14 by District

To what extent do you agree or disagree with each of the following statements about parks, recreation, and natural lands provided by the City? (Percent strongly agree or agree)	District 1	District 2	District 3
	(A)	(B)	(C)
I am satisfied with the level of maintenance of the developed parks.	64%	77%	80%
I am satisfied with the level of maintenance of the natural lands.	82%	82%	73%
I am satisfied with the recreation programs and activities offered by the City.	71%	85%	79%
User fees for park programs and activities are too high.	62% B C	29%	37%
Parks are equitably distributed within the City.	84% B	59%	72%
The City needs to do more to make parks and programs welcoming and accessible	77%	61%	61%
The City needs to do more to make parks and programs serve all abilities.	80%	74%	63%
The City needs to do more to make parks and programs serve all ages.	79% B C	56%	59%
Getting to parks, trails, and natural lands using public transportation (buses) is a challenge	63%	56%	60%
Getting to parks, trails, and natural lands by bicycling or walking is a challenge	44%	30%	38%
Getting to community and senior centers is a challenge	50% B C	20%	21%
It is too far from my home to get to parks and natural lands	25% B	5%	15%
Lack of restrooms at parks, sports fields, and natural lands is a problem	86%	72%	72%
Lack of accessory improvements such as trash bins, benches, signs, lighting, etc. at parks, sports fields, and trailheads is a problem	90% B C	67%	67%
There is a general lack of public awareness of park rules	82%	75%	65%
Behavior of others in the parks and natural lands detracts from my use	62% B	42%	53%
Overcrowding and damage to park resources and trails is a problem	81% B C	49%	56%

To what extent do you agree or disagree with each of the following statements about parks, recreation, and natural lands provided by the City? (Percent strongly agree or agree)	District 1	District 2	District 3
	(A)	(B)	(C)
The City should improve the frequency of cleaning, garbage removal, mowing, and general upkeep.	80%	65%	76%
I would support physically changing portions of parks to meadows or natural space be more sustainable and use less resources (water, fossil fuels, etc.).	77%	75%	76%

Table 75: Question 15 by District

How important, if at all, do you think it is for the City to seek funding to do the following in the next 5 years? (Percent essential or very important)	District 1	District 2	District 3
	(A)	(B)	(C)
Expand the park system by acquiring new property for parks and natural lands	57%	56%	46%
Build new parks on land the city already owns to improve neighborhood access to a park	74%	72%	67%
Renovate/enhance existing parks and natural areas	81% B	57%	68%
Improve daily maintenance and management of existing parks	81% B	58%	68%
Expand recreation program and community facilities offerings	61% B C	26%	40%
Seek additional funding to create and maintain existing offerings	68%	62%	62%

Table 76: Question 16 by District

In the next few years, the City will consider developing some new park amenities. Which of the following would you prefer they focus on first? (Percent strongly or somewhat prefer)	District 1	District 2	District 3
	(A)	(B)	(C)
Develop an indoor pool	70% C	63%	50%
Add dedicated lacrosse fields	22%	10%	15%
Develop additional sports fields	37%	23%	26%
Add outdoor running tracks	49% B	26%	39%
Develop artificial turf fields for sports	38%	26%	26%
Add a mountain bike park/pump track	62% C	45%	40%
Add skate parks	57% C	47%	35%
Add outdoor pickleball courts	38%	37%	33%
Add dog parks / Off-leash dog areas	76% C	62%	56%
Add disc-golf courses	60% C	43%	39%
Acquire additional natural lands	66%	79%	78%
Improve trailheads on natural lands	78%	77%	89%
Add designated fishing areas	74% B C	44%	49%
Add restrooms	94% B	79%	87%
Add paved walking paths	73%	61%	72%
Add unpaved trails for hiking	82%	84%	82%

Appendix D: Comparisons of Address Sample and Open Participation Survey Responses

Understanding the Tables

The subgroup comparison tables contain the crosstabulations of responses to the random address survey by responses to the open participation survey. Chi-square or ANOVA tests of significance were applied to these breakdowns of survey questions. A “p-value” of 0.05 or less indicates that there is less than a 5% probability that differences observed between groups are due to chance; or in other words, a greater than 95% probability that the differences observed in the selected categories of the sample represent “real” differences among those populations. As subgroups vary in size and each group has a unique margin of error, statistical testing is used to determine whether differences between subgroups are statistically significant.

Each column in the following tables is labeled with a letter for each subgroup being compared. The letters start over with “A” for each different characteristic. (For example, for housing tenure, renters and owners are marked “A” and “B”, and then for type of housing unit, those in detached homes and attached homes are marked “A” and “B”.)

For each pair of subgroup ratings within a characteristic within a row that has a statistically significant difference, an uppercase letter denoting significance is shown in the cell with the larger column proportion. The letter denotes the subgroup with the smaller column proportion from which it is statistically different. Cells have also been shaded grey when there were statistically significant differences between the address sample survey and the open participation survey responses. Subgroups that have no uppercase letter denotation in their column and that are also not referred to in any other column were not statistically different.

Highlights from the Results by Survey Sample

Top 5 activities in City of Spokane parks or natural areas

- Respondents to the address sample were more likely to report relaxation/contemplation/meditation as a top 5 activity (33%) compared to the open participation survey respondents (22%).
- Open participation survey respondents were more likely to report exercise, team sports or individual sports as a top 5 activity compared to address sample survey respondents.

Use of City of Spokane Parks and Recreation Department offerings/places/activities/programs

- Where there were differences between the address sample survey respondents and open participation survey respondents in use of the offerings provided by the Parks and Recreation Department, open participation survey respondents were more likely to have reported using them.

Recreation places or offerings needing upgrades

- Where there were differences between the address sample survey respondents and open participation survey respondents in perceiving a need for upgrades or improvements in the offerings and places provided by the Parks and Recreation Department, open participation survey respondents were more likely to have reported that these needed improvements.

Barriers to using Spokane recreation facilities, programs, parks, or natural lands

- Respondents to the address sample survey were more likely to cite unfamiliarity with the offerings and not having the time to use them as barriers compared to the open participation survey respondents.

Unpleasant experiences in any of the City of Spokane's parks or natural areas

- Respondents to the open participation survey were more likely report having had unpleasant experiences compared to the address sample survey respondents.

Agreement with statements about parks, recreation, and natural lands provided by the City

- Address sample survey respondents were more likely to agree that they were satisfied with the level of maintenance of natural lands, or with the level of maintenance of developed parks compared to open participation survey respondents. Address sample survey respondents were also more likely to agree that parks are equitably distributed than were open participation survey respondents.
- Open participation survey respondents were more likely to agree they would support physically changing to parks to meadows or natural spaces to be more sustainable than were address sample survey respondents. They were also more supportive of expanding the park system by acquiring new property for parks and natural lands. Open participation survey respondents were also more likely to report that the behavior of others detracts from their uses and that getting to these spaces is a challenge than were address sample survey respondents.

Priority focus areas for developing new park amenities

- Open participation survey respondents were more likely to place a priority on improvements to trailheads, acquiring additional natural lands, adding paved walking paths, adding outdoor running tracks and adding outdoor pickleball courts than were address sample survey respondents.

Table 77: Question 1 by Address Sample vs Open Participation

What do you or anyone in your household like to do in City of Spokane's parks and/or natural areas? (Select the top 5)	Sampled Addresses	Open Participation
	(A)	(B)
Enjoy nature and/or wildlife	73%	70%
Use walking and hiking trails	69%	70%
Spend time with family and/or friends	52%	44%
Relax/contemplate/meditate	B 33%	22%
Attend special events (like Hoopfest, Pig out in the Park, Farmers Markets)	30%	26%
Use playgrounds	28%	32%
Use biking trails	27%	30%
Exercise	26%	32% A
Walk my dog/Use off leash dog areas	24%	27%
Use splash pads/pools	24%	26%
Kayak/Raft/Canoe/Stand Up Paddleboard	16%	20%
Picnic/BBQ	B 15%	11%
Take the Numerica SkyRide, ride the carousel, use the Numerica skate ribbon	B 11%	8%
Fish	B 10%	6%
Use cross country ski/snowshoe trails	9%	10%
Large group gatherings/celebrations	8%	8%
Team sports	6%	13% A

What do you or anyone in your household like to do in City of Spokane's parks and/or natural areas? (Select the top 5)	Sampled Addresses	Open Participation
	(A)	(B)
Individual sports	3%	8% A
Participate in an outdoor education/environmental program	3%	4%
Roller skate or scooter	2%	3%
Other	2%	3%
I don't use them	1% B	0%

Table 78: Question 3 by Address Sample vs Open Participation

Below is a list of some recreational offerings/places provided by the City of Spokane Parks and Recreation Department. Please indicate whether you or anyone in your household have ever used these? (Percent have used)	Sampled Addresses	Open Participation
	(A)	(B)
Regional and special use parks (e.g., Manito Park, Finch Arboretum, Camp Sekani Park, Riverfront Park)	97%	98%
Walking/running/hiking trails	93%	96% A
Neighborhood parks (e.g. Rochester, Poly Judd, Ben Burr, Liberty, Comstock, Audubon Park)	88%	94% A
Playgrounds	72%	72%
Open space and natural lands (. e.g., Palisades Park, Drumheller Springs, High Drive Park)	71%	83% A
Picnic facilities	65%	71% A
Outdoor aquatic facilities (including pools and splash pads)	59%	68% A
Sports complexes (e.g., Dwight Merkel, Southeast Sports Complex, Franklin Park)	45%	53% A
Boat/kayak/canoe launch pads	41%	50% A
Mountain bike trails	39%	44%
Outdoor sports courts (e.g. tennis, handball, pickleball, basketball, etc.)	38%	49% A
City recreation buildings, community centers, and senior centers	37%	38%
Outdoor sports fields (e.g., soccer, football, softball, baseball, etc.)	36%	50% A
Golf courses	31%	35%

Below is a list of some recreational offerings/places provided by the City of Spokane Parks and Recreation Department. Please indicate whether you or anyone in your household have ever used these? (Percent have used)	Sampled Addresses	Open Participation
	(A)	(B)
Sports leagues and teams	25%	35% A
Wellness and enrichment programs (music, yoga, other)	21%	22%
Volunteer activities	17%	27% A
Corbin Art Center classes and camps	16%	24% A
Golf courses for non-golf purposes	13%	17% A
Therapeutic Recreation Services	5%	5%

Table 79: Question 4 by Address Sample vs Open Participation

How much, if at all, do you think any of the following needs upgrading or improvement? (Percent great or moderate need for improvement)	Sampled Addresses	Open Participation
	(A)	(B)
My neighborhood park (e.g., Rochester, Polly Judd, Ben Burr, Liberty, Comstock, Audubon Park)	39%	49% A
Wellness and enrichment programs (music, yoga, other)	36%	34%
City recreation buildings, community centers, and senior centers	35%	40%
Playgrounds	34%	43% A
Volunteer activities	34%	36%
Outdoor sports courts (e.g. tennis, handball, pickleball, basketball, etc.)	32%	42% A
Picnic facilities	29%	37% A
Outdoor aquatic facilities (including pools and splash pads)	27%	35% A
Paved Trails (Cycling/Walking/running/hiking)	25%	39% A
Outdoor sports fields (e.g., soccer, football, softball, baseball, etc.)	24%	27%
Unpaved Trails (Mountain bike, trail walking)	24%	38% A
Open space and natural lands (e.g., Palisades, High Drive Park.)	23%	41% A
Regional and special use parks (e.g., Finch Arboretum, Camp Sekani, Riverfront Park)	22%	28% A
Boat, Canoe & Kayak launch pads	21%	37% A
Sports complexes (e.g., Dwight Merkel and Franklin Park)	18%	24%

How much, if at all, do you think any of the following needs upgrading or improvement? (Percent great or moderate need for improvement)	Sampled Addresses	Open Participation
	(A)	(B)
Therapeutic Recreation Services	18%	32% A
Golf courses	16%	14%
Sports leagues and teams	15%	29% A
Corbin Art classes and camps	10%	29% A

Table 80: Question 6 by Address Sample vs Open Participation

What is the furthest you and your household will travel to get to each of the following types of natural areas or outdoor recreation in the City of Spokane? (Percent would not use at all)		Sampled Addresses	Open Participation
		(A)	(B)
Trailheads or Natural Lands (natural surface trails)	Wouldn't use them at all	7% B	2%
	Less than a ¼ mile	2% B	0%
	¼ to ½ mile	1%	1%
	½ mile to 1 mile	2%	2%
	2 to 5 miles	17%	15%
	6 to 12 miles	25%	28%
	13+ miles	46%	52%
Neighborhood Park (with amenities like a playground, picnic tables, paths)	Wouldn't use them at all	1%	1%
	Less than a ¼ mile	5%	4%
	¼ to ½ mile	9%	9%
	½ mile to 1 mile	23%	22%
	2 to 5 miles	36%	41%
	6 to 12 miles	16%	14%
	13+ miles	9%	9%
Community Park (with amenities like a splashpad, sport courts, or a large playground)	Wouldn't use them at all	9% B	5%
	Less than a ¼ mile	2%	2%
	¼ to ½ mile	5%	4%
	½ mile to 1 mile	15%	14%
	2 to 5 miles	39%	44%
	6 to 12 miles	20%	19%
	13+ miles	11%	11%

What is the furthest you and your household will travel to get to each of the following types of natural areas or outdoor recreation in the City of Spokane? (Percent would not use at all)		Sampled Addresses	Open Participation
		(A)	(B)
Regional Park or Special Use Park (with amenities like an aquatics center or sports complex)	Wouldn't use them at all	11% B	7%
	Less than a ¼ mile	2% B	1%
	¼ to ½ mile	1%	1%
	½ mile to 1 mile	6%	5%
	2 to 5 miles	31%	34%
	6 to 12 miles	28%	32%
	13+ miles	21%	21%
Paved Recreation Trail (urban trail)	Wouldn't use them at all	7% B	3%
	Less than a ¼ mile	4%	2%
	¼ to ½ mile	2%	3%
	½ mile to 1 mile	10%	9%
	2 to 5 miles	30%	31%
	6 to 12 miles	25%	27%
	13+ miles	22%	24%

Table 81: Question 7 by Address Sample vs Open Participation

{IF YOU SELECTED 'WOULDN'T USE' IN Q6} Why wouldn't you use these parks or natural areas at all? (Choose all that apply)	Sampled Addresses	Open Participation
	(A)	(B)
I use transit and there are no good bus routes to get there	7%	3%
I can't get there by foot	7%	6%
Not interested in using	56%	74% A
I don't have a car/too hard to get there without a car	10% B	3%
I can't get there by bike	1%	5%
Other	39% B	26%

Table 82: Question 8 by Address Sample vs Open Participation

Have you or any member of your household participated in any of the City of Spokane's recreation activities or programs? (Percent yes)	Sampled Addresses	Open Participation
	(A)	(B)
Have you or any member of your household participated in any of the City of Spokane's recreation activities or programs?	36%	55% A

Table 83: Question 9 by Address Sample vs Open Participation

What prevents you or others in your household from using Spokane recreation facilities, programs, parks, or natural lands more often? (Select the top 3)	Sampled Addresses	Open Participation
	(A)	(B)
Nothing prevents us from using more often	38%	40%
Do not know where to go/unfamiliar with offerings	36% B	25%
We do not have the time	19% B	11%
The hours/timing are not convenient	14%	14%
Program fees are too expensive	11%	11%
I do not feel safe in these locations	11%	13%
Hard to find a place to park if I drive	9%	10%
They are poorly maintained or damaged	8%	10%
Locations or facilities are too crowded	8%	11%
Equipment for desired sports/activities is too costly	7% B	3%
Not easy to get there by bus, bike or walking	6%	6%
I/we are not interested	6%	4%
Facilities lack the right equipment/amenities	5%	6%
Don't offer the programs I/we want	4%	9% A
Not accessible for people with disabilities	3%	3%
Poor customer service by staff	0%	1%
Other	9%	8%

Table 84: Question 10 by Address Sample vs Open Participation

In the past year, did you have any unpleasant experiences in any of the City of Spokane's parks or natural areas? (Percent yes)	Sampled Addresses	Open Participation
	(A)	(B)
In the past year, did you have any unpleasant experiences in any of the City of Spokane's parks or natural areas?	22%	34% A

Table 85: Question 12 by Address Sample vs Open Participation

Communities offer parks and recreation facilities and programs for various reasons. Please rate how important each of these purposes is to you. (Percent essential or very important)	Sampled Addresses	Open Participation
	(A)	(B)
Provide opportunity to connect with nature	88%	90%
Provide places for people to maintain and improve their health	87%	87%
Encourage people to spend time outdoors/in nature	86%	91% A
Provide greater mobility with trails and paths for exercise and non-motorized transportation	83%	82%
Provide recreation opportunities and programs to people and communities in historically under-resourced areas.	79%	79%
Enhance the community's economic vitality, making Spokane attractive to live, work and do business	78%	78%
Provide social opportunities, places to gather and community events	76%	76%
Promote appreciation and preservation of the cultural and natural heritage of the community	73%	72%
Provide wellness, recreation, and social activities and programs	71%	76% A
Attract visitors and promote tourism through special events and tournaments	60% B	54%
Provide sports leagues and sport skill development	56%	51%

Table 86: Question 13 by Address Sample vs Open Participation

Natural lands (open spaces) within the City of Spokane can serve a variety of purposes. Please rate how important each of these purposes is to you. (Percent essential or very important)	Sampled Addresses	Open Participation
	(A)	(B)
Conserve lands around rivers/streams/creeks and floodplains	96%	95%
Conserve ponds, lakes, and wetlands	96%	94%
Protect wildlife habitat	93%	91%
Conserve native plants, sensitive landscapes and forests	93%	92%
Preserve areas with beautiful or unique natural features	93%	93%
Manage development at the urban boundaries for fire resiliency	89%	86%
Preserve scenic views and cultural landscapes	89%	88%
Provide a natural setting for outdoor activities/exploration	87%	89%
Provide recreation trails and greenways	83%	88% A
Provide close by/easy to get to places to escape urban life	83%	89% A
Provide places to exercise pets	51%	50%

Table 87: Question 14 by Address Sample vs Open Participation

To what extent do you agree or disagree with each of the following statements about parks, recreation, and natural lands provided by the City? (Percent strongly agree or agree)	Sampled Addresses	Open Participation
	(A)	(B)
I am satisfied with the recreation programs and activities offered by the City.	80%	76%
I am satisfied with the level of maintenance of the natural lands.	79% B	72%
I would support physically changing portions of parks to meadows or natural space be more sustainable and use less resources (water, fossil fuels, etc.).	76%	83% A
I am satisfied with the level of maintenance of the developed parks.	75% B	70%
Lack of restrooms at parks, sports fields, and natural lands is a problem	75%	76%
There is a general lack of public awareness of park rules	73%	75%
Lack of accessory improvements such as trash bins, benches, signs, lighting, etc. at parks, sports fields, and trailheads is a problem	72%	75%
The City should improve the frequency of cleaning, garbage removal, mowing, and general upkeep.	72%	76%
The City needs to do more to make parks and programs serve all abilities.	71%	73%
Parks are equitably distributed within the City.	69% B	56%
The City needs to do more to make parks and programs welcoming and accessible	65%	68%
The City needs to do more to make parks and programs serve all ages.	63%	67%
Getting to parks, trails, and natural lands using public transportation (buses) is a challenge	60%	59%
Overcrowding and damage to park resources and trails is a problem	58%	63%
Behavior of others in the parks and natural lands detracts from my use	51%	57% A
User fees for park programs and activities are too high.	41%	34%
Getting to parks, trails, and natural lands by bicycling or walking is a challenge	36%	46% A
Getting to community and senior centers is a challenge	27%	30%
It is too far from my home to get to parks and natural lands	13%	10%

Table 88: Question 15 by Address Sample vs Open Participation

How important, if at all, do you think it is for the City to seek funding to do the following in the next 5 years? (Percent essential or very important)	Sampled Addresses	Open Participation
	(A)	(B)
Build new parks on land the city already owns to improve neighborhood access to a park	71%	73%
Renovate/enhance existing parks and natural areas	66%	70%
Improve daily maintenance and management of existing parks	66%	66%
Seek additional funding to create and maintain existing offerings	63%	66%
Expand the park system by acquiring new property for parks and natural lands	52%	59% A
Expand recreation program and community facilities offerings	39%	37%

Table 89: Question 16 by Address Sample vs Open Participation

In the next few years, the City will consider developing some new park amenities. Which of the following would you prefer they focus on first? (Percent strongly or somewhat prefer)	Sampled Addresses	Open Participation
	(A)	(B)
Add restrooms	85%	88%
Add unpaved trails for hiking	83%	87% A
Improve trailheads on natural lands	82%	87% A
Acquire additional natural lands	76%	82% A
Add paved walking paths	67%	73% A
Add dog parks/Off-leash dog areas	63%	66%
Develop an indoor pool	60%	58%
Add designated fishing areas	52%	51%
Add a mountain bike park/pump track	47%	49%
Add skate parks	45%	43%
Add disc-golf courses	45%	46%
Add outdoor running tracks	36%	44% A
Add outdoor pickleball courts	36%	43% A
Develop artificial turf fields for sports	29%	27%
Develop additional sports fields	27%	30%
Add dedicated lacrosse fields	14%	14%

Appendix E: Survey Methodology

Polco worked with the Design Workshop team and the City of Spokane to craft a survey to capture community opinion about issues that will be addressed in the Parks and Recreation Master Plan. The City of Spokane sponsored this research. For more information on this effort, please contact Nick Hamad at nhamad@spokanecity.org.

This survey was implemented in June to August of 2021 through mailed invitations to complete an online survey. Households were selected randomly from a USPS list of Spokane households.

- 4,000 households were randomly selected from a US Postal Service list of all residential addresses geocoded to be in the City of Spokane boundaries.
- Each selected household received one postcard invitations and a follow up letter invitation. The invitation explained the purpose of the survey and provided a URL at which to complete the survey.
- The invitation was in English but included paragraphs in six additional languages directing respondents to URLs where they could complete the survey in Spanish, Russian, Chinese, Marshallese, Vietnamese or Arabic.

Once this effort was underway, the City was provided a separate URL to use to share an invitation to an “open participation” survey, where all residents who received notice through social media or other communication channels could complete the survey.

Of the 4,000, a portion of which were returned undeliverable due to a vacancy. A total of 329 completed the random address sample survey for a response rate of 8% and an overall margin of error of $\pm 5\%$. Of these responses, two surveys were completed in Marshallese and one in Russian.

Additionally, 3,297 completed the open participation survey, two of which were completed in Spanish and one of which was completed in Russian. The results of the open participation are compared to those of the random address sample in an appendix of this report and the detailed frequencies are provided under separate cover.

Also provided under separate cover are extensive crosstabulations of results by demographic, household and geographic characteristics. The Address-Based sample was limited to addresses within city boundaries, but some respondents to the Open participation survey lived outside the City limits, their responses are shown in the geographic comparisons, under separate cover.

Table 90: Response by Area and Outreach Method

	Sampled Addresses	Open Participation	Total
District 1	57	443	500
District 2	145	1,609	1,754
District 3	127	1,055	1,182
Not in Spokane	0	190	190
Total	329	3,297	3,626

The results from the random address sample (as well as, separately, the Open Participation effort) were adjusted through a process known as weighting to be as reflective of Spokane's overall population, as possible, using information available from the 2010 Census, 2017 American and information from the USPS address sample. Statistical weights were applied to adjust the sociodemographic characteristics of the respondents (tenure, ethnicity, race, sex and age, household type) to match the sociodemographic characteristics of the City. No adjustments were made for design effects. The results of the weighting are shown in the table below.

Table 91: Weighting Table for Sample Survey Effort

	Population Norm*	Address Random Sample		Open Participation Sample	
		Unweighted	Weighted	Unweighted	Weighted
Rent	38%	21%	37%	13%	36%
Own	62%	79%	63%	87%	64%
Single-Family Detached Home	73%	79%	73%	87%	74%
Attached house	27%	21%	27%	13%	26%
White alone, not Hispanic	90%	92%	90%	89%	89%
Hispanic and/or other race	10%	8%	10%	11%	11%
Hispanic	4%	1%	4%	3%	4%
Not Hispanic	96%	99%	96%	97%	96%
Female	51%	54%	51%	68%	51%
Male	49%	46%	49%	32%	49%
18-34	32%	15%	31%	21%	32%
35-54	32%	36%	32%	44%	32%
55+	36%	49%	37%	35%	36%

* Source of Population Norm: 5-year estimates from the 2017 American Community Survey and 2010 U.S. Census, adult population in households

Appendix F: Survey Materials

The following pages contain the survey questions, followed by a copy of the invitations that were sent to the randomly selected households.

Spokane Parks and Natural Lands Survey

1. What do you or anyone in your household like to do in City of Spokane's parks and/or natural areas? (Select the top 5)

- Enjoy nature and/or wildlife
- Relax/contemplate/meditate
- Spend time with family and/or friends
- Use playgrounds
- Picnic/BBQ
- Large group gatherings/celebrations
- Team sports
- Individual sports
- Exercise
- Take the Numerica SkyRide, ride the carousel, use the Numerica skate ribbon
- Use cross country ski/snowshoe trails
- Use walking and hiking trails
- Use biking trails
- Roller skate or scooter
- Walk my dog/Use off leash dog areas
- Fish
- Kayak/Raft/Canoe/Stand Up Paddleboard
- Attend special events (like Hoopfest, Pig out in the Park, Farmers Markets)
- Participate in an outdoor education/environmental program
- Use splash pads/pools
- I don't use them
- Other

2. If Other: please describe?

3. Below is a list of some recreational offerings/places provided by the City of Spokane Parks and Recreation Department. Please indicate whether you or anyone in your household have ever used these? A neighborhood park is a smaller park like Cannon Hill Park, while a regional park is a larger one such as Manito Park. Natural lands include areas such as High Drive Park (Bluff Trails).

- Have used
- Have not used

Playgrounds

Neighborhood parks (e.g. Rochester, Poly Judd, Ben Burr, Liberty, Comstock, Audubon Park)

Regional and special use parks (e.g., Manito Park, Finch Arboretum, Camp Sekani Park, Riverfront Park)

Sports complexes (e.g., Dwight Merkel, Southeast Sports Complex, Franklin Park)

Open space and natural lands (e.g., Palisades Park, Drumheller Springs, High Drive Park)

Outdoor sports courts (e.g. tennis, handball, pickleball, basketball, etc.)

Outdoor sports fields (e.g., soccer, football, softball, baseball, etc.)

Outdoor aquatic facilities (including pools and splash pads)

City recreation buildings, community centers, and senior centers

Corbin Art Center classes and camps

Therapeutic Recreation Services

Wellness and enrichment programs (music, yoga, other)

Sports leagues and teams

Volunteer activities

Picnic facilities

Boat/kayak/canoe launch pads

Golf courses

Golf courses for non-golf purposes

Walking/running/hiking trails

Mountain bike trails

4. How much, if at all, do you think any of the following needs upgrading or improvement?

- **Great need for improvement**
- **Moderate need for improvement**
- **Slight need for improvement**
- **No need for improvement**
- **Don't know**

Playgrounds

My neighborhood park (e.g., Rochester, Polly Judd, Ben Burr, Liberty, Comstock, Audubon Park)

Regional and special use parks (e.g., Finch Arboretum, Camp Sekani, Riverfront Park)

Sports complexes (e.g., Dwight Merkel and Franklin Park)

Open space and natural lands (e.g., Palisades, High Drive Park.)

Outdoor sports courts (e.g. tennis, handball, pickleball, basketball, etc.)

Outdoor sports fields (e.g., soccer, football, softball, baseball, etc.)

Outdoor aquatic facilities (including pools and splash pads)

City recreation buildings, community centers, and senior centers

Corbin Art classes and camps

Therapeutic Recreation Services

Wellness and enrichment programs (music, yoga, other)

Sports leagues and teams

Volunteer activities

Picnic facilities

Boat, Canoe & Kayak launch pads

Golf courses

Paved Trails (Cycling/Walking/running/hiking)

Unpaved Trails (Mountain bike, trail walking)

5. If there are specific parks or programs you feel are in need of improvement, please list them here:

6. What is the furthest you and your household will travel to get to each of the following types of natural areas or outdoor recreation in the City of Spokane? (Please select the furthest for each). A neighborhood park is a smaller park like Cannon Hill Park, while a regional park is a larger one such as Manito Park. Natural lands include areas such as High Drive Park (Bluff Trails).

- **Wouldn't use them at all**
- **Less than a ¼ mile**
- **¼ to ½ mile**
- **½ mile to 1 mile**
- **2 to 5 miles**
- **6 to 12 miles**
- **13+ miles**

Trailheads or Natural Lands (natural surface trails)

Neighborhood Park (with amenities like a playground, picnic tables, paths)

Community Park (with amenities like a splashpad, sport courts, or a large playground)

Regional Park or Special Use Park (with amenities like an aquatics center or sports complex)

Paved Recreation Trail (urban trail)

**7. {IF YOU SELECTED 'WOULDN'T USE' IN Q6} Why wouldn't you use these parks or natural areas at all?
(Choose all that apply)**

- Not interested in using
- I don't have a car/too hard to get there without a car
- I use transit and there are no good bus routes to get there
- I can't get there by bike
- I can't get there by foot
- Other

8. Have you or any member of your household participated in any of the City of Spokane's recreation activities or programs? Examples might include swim lessons, outdoor camps, art classes, organized sports leagues, or wellness activities like yoga or martial arts.

- Yes
- No

9. What prevents you or others in your household from using Spokane recreation facilities, programs, parks, or natural lands more often? (Select the top 3)

- Nothing prevents us from using more often
- Do not know where to go/unfamiliar with offerings
- Don't offer the programs I/we want
- Program fees are too expensive
- Equipment for desired sports/activities is too costly
- Not easy to get there by bus, bike or walking
- The hours/timing are not convenient
- They are poorly maintained or damaged
- Facilities lack the right equipment/amenities
- Locations or facilities are too crowded
- I do not feel safe in these locations
- Not accessible for people with disabilities
- Poor customer service by staff
- Hard to find a place to park if I drive
- I/we are not interested
- We do not have the time
- Other

10. In the past year, did you have any unpleasant experiences in any of the City of Spokane's parks or natural areas?

- Yes
- No

11. {IF YES} Please describe the unpleasant experience:

12. Communities offer parks and recreation facilities and programs for various reasons. Please rate how important each of these purposes is to you.

- **Essential**
- **Very important**
- **Somewhat important**
- **Not at all important**

Provide places for people to maintain and improve their health

Provide wellness, recreation, and social activities and programs

Enhance the community's economic vitality, making Spokane attractive to live, work and do business

Attract visitors and promote tourism through special events and tournaments

Encourage people to spend time outdoors/in nature

Provide greater mobility with trails and paths for exercise and non-motorized transportation

Provide sports leagues and sport skill development

Provide recreation opportunities and programs to people and communities in historically under-resourced areas.

Promote appreciation and preservation of the cultural and natural heritage of the community

Provide social opportunities, places to gather and community events

Provide opportunity to connect with nature

13. Natural lands (open spaces) within the City of Spokane can serve a variety of purposes. Please rate how important each of these purposes is to you.

- **Essential**
- **Very important**
- **Somewhat important**
- **Not at all important**

Protect wildlife habitat

Conserve lands around rivers/streams/creeks and floodplains

Conserve ponds, lakes, and wetlands

Conserve native plants, sensitive landscapes and forests

Provide places to exercise pets

Provide recreation trails and greenways

Provide a natural setting for outdoor activities/exploration

Manage development at the urban boundaries for fire resiliency

Preserve areas with beautiful or unique natural features

Provide close by/easy to get to places to escape urban life

Preserve scenic views and cultural landscapes

14. To what extent do you agree or disagree with each of the following statements about parks, recreation, and natural lands provided by the City?

- **Strongly agree**
- **Agree**
- **Disagree**
- **Strongly disagree**
- **No opinion/Don't know**

I am satisfied with the level of maintenance of the developed parks.

I am satisfied with the level of maintenance of the natural lands.

I am satisfied with the recreation programs and activities offered by the City.

User fees for park programs and activities are too high.

Parks are equitably distributed within the City.

The City needs to do more to make parks and programs welcoming and accessible

The City needs to do more to make parks and programs serve all abilities.

The City needs to do more to make parks and programs serve all ages.

Getting to parks, trails, and natural lands using public transportation (buses) is a challenge

Getting to parks, trails, and natural lands by bicycling or walking is a challenge

Getting to community and senior centers is a challenge

It is too far from my home to get to parks and natural lands

Lack of restrooms at parks, sports fields, and natural lands is a problem

Lack of accessory improvements such as trash bins, benches, signs, lighting, etc. at parks, sports fields, and trailheads is a problem

There is a general lack of public awareness of park rules

Behavior of others in the parks and natural lands detracts from my use

Overcrowding and damage to park resources and trails is a problem

The City should improve the frequency of cleaning, garbage removal, mowing, and general upkeep.

I would support physically changing portions of parks to meadows or natural space be more sustainable and use less resources (water, fossil fuels, etc.).

15. How important, if at all, do you think it is for the City to seek funding to do the following in the next 5 years?

- Essential
- Very important
- Somewhat important
- Not at all important

Expand the park system by acquiring new property for parks and natural lands

Build new parks on land the city already owns to improve neighborhood access to a park

Renovate/enhance existing parks and natural areas

Improve daily maintenance and management of existing parks

Expand recreation program and community facilities offerings

Seek additional funding to create and maintain existing offerings

16. In the next few years, the City will consider developing some new park amenities. Which of the following would you prefer they focus on first?

- Strongly prefer
- Somewhat prefer
- Do not prefer
- Don't know

Develop an indoor pool

Add dedicated lacrosse fields

Develop additional sports fields

Add outdoor running tracks

Develop artificial turf fields for sports

Add a mountain bike park/pump track

Add skate parks

Add outdoor pickleball courts

Add dog parks/Off-leash dog areas

Add disc-golf courses

Acquire additional natural lands

Improve trailheads on natural lands

Add designated fishing areas

Add restrooms

Add paved walking paths

Add unpaved trails for hiking

17. Any other?

18. What do you think is important for the City's 10-year plan for parks and natural lands to address?

19. If you would like to receive further information and updates related to the Spokane Parks and Natural Lands Master Plan process, please add your email address here.

Our last questions are about you and your household. Again, all of your responses to this survey are completely confidential and optional and will be reported in group form only.

20. How long have you lived in Spokane?

- Less than 1 year
- 10 to 14 years
- 1 to 4 years
- 15 to 19 years
- 5 to 9 years
- More than 20 years

21. Do you rent or own your home?

- I rent
- I own
- Other

22. Does your home or apartment complex have yard or outdoor spaces for play/relaxation?

- Yes
- No

23. Do you live in a single-family detached home, or in another type of home, like an apartment, townhome, condo or something else?

- Single-Family Detached Home
- Attached house (duplex, triplex, townhome)
- Apartment
- Mobile/manufactured home
- Group quarters (college dormitories, student housing, group homes, nursing home, short-term housing, transitional housing, etc.)
- I am currently unhoused

24. Do any of the following (including yourself) live in your household?

- Yes
- No

Children (ages 12 and under)

Teenagers (ages 13 to 19)

Adults (ages 20 to 54)

Adults (ages 55 or older)

Dogs

25. Please describe your annual household income:

- Less than \$25,000
- \$75,000 to \$99,999
- \$25,000 to \$49,999
- \$100,000 to \$124,999
- \$50,000 to \$74,999
- Over \$125,000

26. Which category contains your age?

- 18-24
- 35-44
- 55-64
- 75-84
- 25-34
- 45-54
- 65-74
- 85+

27. Which gender do you identify as?

- Female
- Male
- Non-binary
- Transgender
- I identify in another way
- Prefer to self-describe
- Prefer not to say

28. Please describe**29. Which race or ethnicity do you most identify with? Please check all that apply.**

- American Indian and Alaska Native
- Asian
- Black or African American
- Hispanic or Latino/a/x
- Middle Eastern or North African
- Multiracial or Multiethnic
- Native Hawaiian or Other Pacific Islander
- White
- Another race or ethnicity,

30. Please describe (another race or ethnicity)

Dear Spokane Resident,

It won't take much of your time to make a big difference!

Your household has been randomly selected to participate in an important survey about the future of Parks and Natural Lands in Spokane.

You can go online and complete the **confidential survey** at:

<https://polco.us/st38gv>


You will need the following access code for the online survey: **12345**

Please do not share your survey link. This survey is for randomly selected households only. The City will conduct a separate survey that is open to all residents just a few weeks from now.


If you have any questions about the survey, please call
Nick Hamad at 509-363-5452.

Thank you for helping plan the future of parks in Spokane!

Sincerely,



Garrett Jones
Director
City of Spokane Parks and Recreation



Jennifer Ogden
President
Spokane Park Board

en español

<https://polco.us/st2yvr>
código de acceso: **12345**

русский

<https://polco.us/snv5e>
код доступа: **12345**

Tiếng Việt

<https://polco.us/s3mwb8>
mã truy cập: **12345**

Kajin Majel

<https://polco.us/s9scqw>
access code: **12345**

英語

<https://polco.us/st4qm2>
访问代码: **12345**

العربية:

<https://polco.us/sebvix>
كود الدخول: **12345**

5th Floor - City Hall
808 W. Spokane Falls Blvd
Spokane, WA 99201



July 2021

Dear City of Spokane Resident:

Please help us shape the future of Spokane! You have been selected at random to participate in this important survey about the future of Parks and Natural Lands in Spokane!

Please complete the survey online as soon as possible at:

<https://polco.us/st38gv>

You will need the following access code for the online survey: 12345

It will only take a few minutes and your participation in this survey is very important—especially since your household is one of only a small number being surveyed.

Your answers to this survey will help guide how parks, trails and natural lands in Spokane are preserved, developed and enjoyed over the next 10 years.

A few things to remember:

- **Your responses are confidential and no identifying information will be shared.**
- In order to hear from a diverse group of residents, the adult 18 years or older in your household who most recently had a birthday should complete this survey.
- Once you complete the survey, you will have the *option* to register on Polco to participate in future research efforts with the City.
- Whether you use these resources often or rarely your input is essential!

Please do not share your survey link. This survey is for randomly selected households only. The City will conduct a separate survey that is open to all residents just a few weeks from now.

If you have any questions about the survey, please call Nick Hamad at 509-363-5452.

Thank you for your time and participation!

Sincerely,

A handwritten signature in black ink, appearing to read 'Garrett Jones'.

Garrett Jones
Director
City of Spokane Parks and Recreation

A handwritten signature in black ink, appearing to read 'Jennifer Ogden'.

Jennifer Ogden
President
Spokane Park Board

Por favor, rellene la encuesta en línea lo antes posible en:

<https://polco.us/st2yvr>

Necesitará el siguiente código de acceso para la encuesta en línea: **12345**

Просим как можно скорее пройти онлайн-опрос по адресу:

<https://polco.us/snvy5e>

Для участия в онлайн-опросе необходимо ввести код доступа: **12345**

Vui lòng hoàn thành khảo sát trực tuyến sớm nhất có thể tại:

<https://polco.us/s3mwb8>

Quý vị sẽ cần mã truy cập sau cho khảo sát trực tuyến: **12345**

Jouj im kanne kajjitōk im uwaak kein online ilo iien eo e nōkajtata:

<https://polco.us/s9scqw>

Kwōnaaj aikuj code in ñan uwaak kajjitōk ko online: **12345**

请尽快在线完成调查，网址：

<https://polco.us/st4qm2>

在线调查需要以下访问代码：**12345**

ال تالاي الإلا كتروني الموقع على ممكن وقت أق رب في الإند ترنت عبر الإلا سبط لاع هذا تعبئة استكمال رجي:

<https://polco.us/sebvyx>

ال رأي اسبط لاع تعبئة استكمال ت تمكنو الكي ال تالاي (Access Code) ال دخول كود إلى سبط تاجون: **12345** الإند ترنت عبر إلكتروني