

Community Survey Results

April 20-23, 2020

Two versions of the survey were distributed. The first launched April 20 in Community Update sent to City residents and contacts and the second launched April 21 on Social Media and made available on the City of Spokane website. The only difference was including a final question asking for zip code in the Social Media and City website version.



City of Spokane COVID-19 Community Survey

*Required Question(s)

The region has been responding to the impact of COVID-19 in our community for more than a month. The City has provided regular updates and information about resources, response, and relief efforts. We need to hear from you. Please take a 2-minute survey to provide us insights about your observations and experiences over the past several weeks. Thank you for your time and feedback.

1

* Statewide response to COVID-19 has been appropriate based on the information presented.

1 = Strongly Disagree , 2 = Disagree , 3 = Neutral , 4 = Agree , 5 = Strongly Agree

	1	2	3	4	5	Number of Responses	Rating Score*
						8180	3.6

*The Rating Score is the weighted average calculated by dividing the sum of all weighted ratings by the number of total responses.

[Hide Details](#)


Details

1 = Strongly Disagree , 2 = Disagree , 3 = Neutral , 4 = Agree , 5 = Strongly Agree

	1	2	3	4	5
	937 (11%)	1320 (16%)	753 (9%)	2546 (31%)	2624 (32%)

1 2 3 4 5

Hold the mouse over each color of the bar to see the number of respondents.

						Number of Responses	Rating Score*
						8180	3.6

1

* Statewide response to COVID-19 has been appropriate based on the information presented.

1 = Strongly Disagree , 2 = Disagree , 3 = Neutral , 4 = Agree , 5 = Strongly Agree

	1	2	3	4	5	Number of Responses	Rating Score*
						2647	3.9

*The Rating Score is the weighted average calculated by dividing the sum of all weighted ratings by the number of total responses.

[Hide Details](#)

Details

1 = Strongly Disagree , 2 = Disagree , 3 = Neutral , 4 = Agree , 5 = Strongly Agree

	1	2	3	4	5
	211 (7%)	318 (12%)	191 (7%)	729 (27%)	1198 (45%)

1 2 3 4 5

Hold the mouse over each color of the bar to see the number of respondents.

						Number of Responses	Rating Score*
						2647	3.9

2

* Local response to COVID-19 has been appropriate based on the information presented.

1 = Strongly Disagree , 2 = Disagree , 3 = Neutral , 4 = Agree , 5 = Strongly Agree

	1	2	3	4	5	Number of Responses	Rating Score*
						8176	3.6

*The Rating Score is the weighted average calculated by dividing the sum of all weighted ratings by the number of total responses.

[Hide Details](#)

Details

1 = Strongly Disagree , 2 = Disagree , 3 = Neutral , 4 = Agree , 5 = Strongly Agree

	1	2	3	4	5
	663 (8%)	1245 (15%)	1087 (13%)	3202 (39%)	1979 (24%)

1 2 3 4 5

Hold the mouse over each color of the bar to see the number of respondents.

	1	2	3	4	5	Number of Responses	Rating Score*
						8176	3.6

2

* Local response to COVID-19 has been appropriate based on the information presented.

1 = Strongly Disagree , 2 = Disagree , 3 = Neutral , 4 = Agree , 5 = Strongly Agree

	1	2	3	4	5	Number of Responses	Rating Score*
						2647	3.8

*The Rating Score is the weighted average calculated by dividing the sum of all weighted ratings by the number of total responses.

[Hide Details](#)

Details

1 = Strongly Disagree , 2 = Disagree , 3 = Neutral , 4 = Agree , 5 = Strongly Agree

	1	2	3	4	5
	144 (5%)	304 (11%)	325 (12%)	1069 (40%)	805 (30%)



1 2 3 4 5

Hold the mouse over each color of the bar to see the number of respondents.

	1	2	3	4	5	Number of Responses	Rating Score*
						2647	3.8



3

* Should the Spokane area develop regional plans for reopening the economy based on local data?

Answer	0%	100%	Number of Responses	Response Ratio
Yes			5820	70.9%
No			2355	28.7%
No Responses			23	<1%
Totals			8198	100%





3

* Should the Spokane area develop regional plans for reopening the economy based on local data?

Answer	0%	100%	Number of Responses	Response Ratio
Yes			1573	59.2%
No			1075	40.5%
No Responses			5	<1%
Totals			2653	100%





4

* What do you believe is the best next step in responding to COVID-19?

Answer	0%	100%	Number of Responses	Response Ratio
Stay the course through the end of the current Stay Home, Stay Healthy order and then gradually begin to reopen the economy			1818	22.1%
Extend the Stay Home, Stay Healthy order another couple of weeks and re-evaluate			1566	19.1%
Gradually begin to reopen the economy now			2961	36.1%
Wait for increased testing capability before taking steps to reopen the economy			1841	22.4%
No Responses			12	<1%
Totals			8198	100%

4

* What do you believe is the best next step in responding to COVID-19?

Answer	0%	100%	Number of Responses	Response Ratio
Stay the course through the end of the current Stay Home, Stay Healthy order and then gradually begin to reopen the economy			500	18.8%
Extend the Stay Home, Stay Healthy order another couple of weeks and re-evaluate			506	19.0%
Gradually begin to reopen the economy now			817	30.7%
Wait for increased testing capability before taking steps to reopen the economy			826	31.1%
No Responses			4	<1%
Totals			2653	100%

5

* People have taken the Stay Home, Stay Healthy order seriously.

1 = Strongly Disagree , 2 = Disagree , 3 = Neutral , 4 = Agree , 5 = Strongly Agree

	1	2	3	4	5	Number of Responses	Rating Score*
						8185	3.4

*The Rating Score is the weighted average calculated by dividing the sum of all weighted ratings by the number of total responses.

[Hide Details](#)

Details

1 = Strongly Disagree , 2 = Disagree , 3 = Neutral , 4 = Agree , 5 = Strongly Agree

	1	2	3	4	5
	370 (4%)	1478 (18%)	1761 (21%)	3946 (48%)	630 (7%)

1 2 3 4 5

Hold the mouse over each color of the bar to see the number of respondents.

	1	2	3	4	5	Number of Responses	Rating Score*	
		4%	18%	21%	48%	7%	8185	3.4

5

* People have taken the Stay Home, Stay Healthy order seriously.

1 = Strongly Disagree , 2 = Disagree , 3 = Neutral , 4 = Agree , 5 = Strongly Agree

	1	2	3	4	5	Number of Responses	Rating Score*
						2651	3.5

*The Rating Score is the weighted average calculated by dividing the sum of all weighted ratings by the number of total responses.

[Hide Details](#)

Details

1 = Strongly Disagree , 2 = Disagree , 3 = Neutral , 4 = Agree , 5 = Strongly Agree

	1	2	3	4	5
	98 (3%)	437 (16%)	517 (19%)	1367 (51%)	232 (8%)

1 2 3 4 5

Hold the mouse over each color of the bar to see the number of respondents.

	1	2	3	4	5	Number of Responses	Rating Score*	
		3%	16%	19%	51%	8%	2651	3.5

6

* People have begun to follow the Stay Home, Stay Healthy order less strictly in recent days. ↕

1 = Strongly Disagree , 2 = Disagree , 3 = Neutral , 4 = Agree , 5 = Strongly Agree

	1	2	3	4	5	Number of Responses	Rating Score*
						8179	3.8

*The Rating Score is the weighted average calculated by dividing the sum of all weighted ratings by the number of total responses.

▼ [Hide Details](#)

Details

1 = Strongly Disagree , 2 = Disagree , 3 = Neutral , 4 = Agree , 5 = Strongly Agree

	1	2	3	4	5
	167 (2%)	695 (8%)	1360 (16%)	4169 (50%)	1788 (21%)

1 2 3 4 5

Hold the mouse over each color of the bar to see the number of respondents.

	Number of Responses	Rating Score*
	8179	3.8

6

* People have begun to follow the Stay Home, Stay Healthy order less strictly in recent days. ↕

1 = Strongly Disagree , 2 = Disagree , 3 = Neutral , 4 = Agree , 5 = Strongly Agree

	1	2	3	4	5	Number of Responses	Rating Score*
						2651	3.8

*The Rating Score is the weighted average calculated by dividing the sum of all weighted ratings by the number of total responses.

▼ [Hide Details](#)

Details

1 = Strongly Disagree , 2 = Disagree , 3 = Neutral , 4 = Agree , 5 = Strongly Agree

	1	2	3	4	5
	49 (1%)	257 (9%)	466 (17%)	1299 (49%)	580 (21%)

1 2 3 4 5

Hold the mouse over each color of the bar to see the number of respondents.

	Number of Responses	Rating Score*
	2651	3.8

7

* The progress made in reducing new daily case counts is sufficient to begin selectively reopening the economy.↕

1 = Strongly Disagree , 2 = Disagree , 3 = Neutral , 4 = Agree , 5 = Strongly Agree

	1	2	3	4	5	Number of Responses	Rating Score*
						8180	3.2

*The Rating Score is the weighted average calculated by dividing the sum of all weighted ratings by the number of total responses.

[View comments \(2513\)](#)

▼ [Hide Details](#)

Details

1 = Strongly Disagree , 2 = Disagree , 3 = Neutral , 4 = Agree , 5 = Strongly Agree

	1	2	3	4	5
	1309 (16%)	1783 (21%)	1230 (15%)	1842 (22%)	2016 (24%)

1 2 3 4 5

Hold the mouse over each color of the bar to see the number of respondents.

	1	2	3	4	5	Number of Responses	Rating Score*
	16%	21%	15%	22%	24%	8180	3.2

7

* The progress made in reducing new daily case counts is sufficient to begin selectively reopening the economy.↕

1 = Strongly Disagree , 2 = Disagree , 3 = Neutral , 4 = Agree , 5 = Strongly Agree

	1	2	3	4	5	Number of Responses	Rating Score*
						2648	2.9

*The Rating Score is the weighted average calculated by dividing the sum of all weighted ratings by the number of total responses.

[View comments \(986\)](#)

▼ [Hide Details](#)

Details

1 = Strongly Disagree , 2 = Disagree , 3 = Neutral , 4 = Agree , 5 = Strongly Agree

	1	2	3	4	5
	645 (24%)	641 (24%)	294 (11%)	475 (17%)	593 (22%)

1 2 3 4 5

Hold the mouse over each color of the bar to see the number of respondents.

	1	2	3	4	5	Number of Responses	Rating Score*
	24%	24%	11%	17%	22%	2648	2.9

8

* The economy in Spokane County should have the option to return on a different timeline than that used by other parts of the state.

1 = Strongly Disagree , 2 = Disagree , 3 = Neutral , 4 = Agree , 5 = Strongly Agree

	1	2	3	4	5	Number of Responses	Rating Score*
						8174	3.5

*The Rating Score is the weighted average calculated by dividing the sum of all weighted ratings by the number of total responses.

[View comments \(2013\)](#)

▼ [Hide Details](#)

Details

1 = Strongly Disagree , 2 = Disagree , 3 = Neutral , 4 = Agree , 5 = Strongly Agree

	1	2	3	4	5
	1280 (15%)	1154 (14%)	784 (9%)	1785 (21%)	3171 (38%)

1 2 3 4 5

Hold the mouse over each color of the bar to see the number of respondents.

	1	2	3	4	5	Number of Responses	Rating Score*
	15%	14%	9%	21%	38%	8174	3.5

8

* The economy in Spokane County should have the option to return on a different timeline than that used by other parts of the state.

1 = Strongly Disagree , 2 = Disagree , 3 = Neutral , 4 = Agree , 5 = Strongly Agree

	1	2	3	4	5	Number of Responses	Rating Score*
						2647	3.1

*The Rating Score is the weighted average calculated by dividing the sum of all weighted ratings by the number of total responses.

[View comments \(784\)](#)

▼ [Hide Details](#)

Details

1 = Strongly Disagree , 2 = Disagree , 3 = Neutral , 4 = Agree , 5 = Strongly Agree

	1	2	3	4	5
	685 (25%)	431 (16%)	245 (9%)	408 (15%)	878 (33%)




1 2 3 4 5

Hold the mouse over each color of the bar to see the number of respondents.

	1	2	3	4	5	Number of Responses	Rating Score*
	25%	16%	9%	15%	33%	2647	3.1






9

* On a scale of 1-5, how concerned are you about contracting COVID-19?

Answer	0%	100%	Number of Responses	Response Ratio
1 - Not concerned at all			1088	13.2%
2 - Minimally concerned			2001	24.4%
3 - Somewhat concerned			1626	19.8%
4 - Moderately concerned			1849	22.5%
5 - Very Concerned			1621	19.7%
No Responses			13	<1%
Totals			8198	100%

9

* On a scale of 1-5, how concerned are you about contracting COVID-19?

Answer	0%	100%	Number of Responses	Response Ratio
1 - Not concerned at all			282	10.6%
2 - Minimally concerned			512	19.2%
3 - Somewhat concerned			504	18.9%
4 - Moderately concerned			658	24.8%
5 - Very Concerned			694	26.1%
No Responses			3	<1%
Totals			2653	100%

10

* What concerns you most about the COVID-19 impact?

Answer	0%	100%	Number of Responses	Response Ratio
Being out of work			1610	19.6%
Contracting the virus			2554	31.1%
Others may not follow the Stay Home, Stay Healthy Order			1648	20.1%
Extending the Stay Home, Stay Healthy Order again			2036	24.8%
Stigmatization and discrimination			318	3.8%
No Responses			32	<1%
			Totals	8198
				100%

[View comments \(2501\)](#)

10






* What concerns you most about the COVID-19 impact?

Answer	0%	100%	Number of Responses	Response Ratio
Being out of work			405	15.2%
Contracting the virus			960	36.1%
Others may not follow the Stay Home, Stay Healthy Order			627	23.6%
Extending the Stay Home, Stay Healthy Order again			543	20.4%
Stigmatization and discrimination			103	3.8%
No Responses			15	<1%
			Totals	2653
				100%

[View comments \(868\)](#)






11

* How worried are you about a second wave of illness occurring in our community?

Answer	0%	100%	Number of Responses	Response Ratio
Not concerned at all			985	12.0%
Minimally concerned			1831	22.3%
Somewhat concerned			1216	14.8%
Moderately concerned			1326	16.1%
Very Concerned			2831	34.5%
No Responses			9	<1%
			Totals	8198
				100%

11

* How worried are you about a second wave of illness occurring in our community?

Answer	0%	100%	Number of Responses	Response Ratio
Not concerned at all			232	8.7%
Minimally concerned			475	17.9%
Somewhat concerned			344	12.9%
Moderately concerned			421	15.8%
Very Concerned			1178	44.4%
No Responses			3	<1%
			Totals	2653
				100%

* What is your zip code? ↕

Answer	0%	100%	Number of Responses	Response Ratio	
99201			187	7.0%	
99202			153	5.7%	
99212			56	2.1%	
99203			408	15.3%	
99223			280	10.5%	
99204			91	3.4%	
99224			146	5.5%	
99205			350	13.1%	
99207			133	5.0%	
99208			358	13.4%	
99218			62	2.3%	
Other			424	15.9%	
No Responses			5	<1%	
			Totals	2653	100%

Top Zip Codes Outside of Spokane City Limits:

99206	City of Spokane Valley
99006	Deer Park
99217	Northeast/North Valley
99005	Colbert
99216	City of Spokane Valley
99004	Cheney
99019	Liberty Lake
99016	City of Spokane Valley/Liberty Lake
99021	Mead
99026	Nine Mile Falls
99037	Veradale