

**CITY COUNCIL MEETINGS
RULES – PUBLIC DECORUM**

Strict adherence to the following rules of decorum by the public will be observed and adhered to during City Council meetings, including open forum, public comment period on legislative items, and Council deliberations:

- 1. No Clapping!**
- 2. No Cheering!**
- 3. No Booing!**
- 4. No public outbursts!**
- 5. Three-minute time limit for comments made during open forum and public testimony on legislative items!**
- 6. No person shall be permitted to speak at open forum more often than once per month. In**

addition, please silence your cell phones when entering the Council Chambers!

Further, keep the following City Council Rules in mind:

Rule 2.2 Open Forum

2.2.4 The open forum is a limited public forum and all matters discussed shall relate to affairs of the City. No person may use the open forum to speak on such matters and in such a manner as to violate the laws governing the conduct of municipal affairs. No person shall be permitted to speak on matters related to the current or advance agendas, potential or pending hearing items, or ballot propositions for a pending election. Individuals speaking during the open forum shall address their comments to the Council President and shall not make personal comment or verbal insults about any individual.

2.2.6 In an effort to encourage wider participation in open forum so that the Council can hear a wide array of citizen comment, no person shall be permitted to speak at open forum more often than once per month. However, this limitation has no effect on the public comment rules concerning items on the Council's current legislative agenda, special consideration items, hearing items, and other items before the City Council requiring Council action that are not adjudicatory or administrative in nature, as specified in Rules 5.3 and 5.4.

Rule 5.4 Public Testimony Regarding Legislative Agenda Items – Time Limits

5.4.1 The City Council shall take public testimony on all matters included on its legislative agenda. There shall be no public testimony on matters on the Council's administrative consent agenda or in regards to procedural, parliamentary, or administrative matters of the Council. There also shall be no public testimony regarding amendments to legislative agenda items. Public testimony shall be limited to the final Council action.

Public testimony shall be limited to three (3) minutes per speaker, unless, at his or her discretion, the Chair determines that, because of the number of speakers signed up to testify, less time will need to be allocated per speaker in order to accommodate all of the speakers. The Chair may allow additional time if the speaker is asked to respond to questions from the Council. At the Chair's discretion, several speakers may allot their time to one speaker who shall speak on behalf of the other individuals for a period of time determined by the Chair.

For legislative or hearing items that may affect an identifiable individual, association, or group, the following procedure may be implemented:

- A. Following an assessment by the Chair of factors such as complexity of the issue(s), the apparent number of people indicating a desire to testify, representation by designated spokespersons, etc., the Chair shall, in the absence of objection by the majority of the Council present, impose the following procedural time limitations for taking public testimony regarding legislative matters:
 1. There shall be up to fifteen (15) minutes for staff, board, or commission presentation of background information, if any.
 2. The designated representative of the proponents of the issue shall speak first and may include within his or her presentation the testimony of expert witnesses, visual displays, and any other reasonable methods of presenting the case. Up to thirty (30) minutes shall be granted for the proponent's presentation. If there be more than one designated representative, they shall allocate the 30 minutes between or among themselves.
 3. Three minutes shall be granted for any other person not associated with the designated representative who wishes to speak on behalf of the proponent's position.
 4. The designated representative, if any, of the opponents of the issue shall speak following the presentation of the testimony of expert witnesses, visual displays, and any other reasonable methods of presenting the case. The designated representative(s) of the opponents shall have the same time allotted as provided for the proponents.
 5. Three minutes shall be granted for any other person not associated with the designated representative who wishes to speak on behalf of the opponents' position.
 6. Up to ten minutes of rebuttal time shall be granted to the designated representative for each side, the proponents speaking first, the opponents speaking second.
- B. In the event the party or parties representing one side of an issue has a designated representative and the other side does not, the Chair shall publicly ask the unrepresented side if they wish to designate one or more persons to utilize the time allotted for the designated representative. If no such designation is made,

each person wishing to speak on behalf of the unrepresented side shall be granted three minutes to present his/her position, and no additional compensating time shall be allowed due to the fact that the side has no designated representative.

- C. In the event there appears to be more than two groups wishing to advocate their distinct positions on a specific issue, the Chair may grant the same procedural and time allowances to each group or groups, as stated previously.
- D. The time taken for staff or Council member questions and responses thereto shall be in addition to the time allotted for any individual or designated representative's testimony.

THE CITY OF SPOKANE



CURRENT COUNCIL AGENDA

MEETING OF MONDAY, NOVEMBER 27, 2017

MISSION STATEMENT

**TO DELIVER EFFICIENT AND EFFECTIVE SERVICES
THAT FACILITATE ECONOMIC OPPORTUNITY
AND ENHANCE QUALITY OF LIFE.**

MAYOR DAVID A. CONDON

COUNCIL PRESIDENT BEN STUCKART

COUNCIL MEMBER BREEAN BEGGS

COUNCIL MEMBER LORI KINNEAR

COUNCIL MEMBER KAREN STRATTON

COUNCIL MEMBER MIKE FAGAN

COUNCIL MEMBER CANDACE MUMM

COUNCIL MEMBER AMBER WALDREF

**CITY COUNCIL CHAMBERS
CITY HALL**

**808 W. SPOKANE FALLS BLVD.
SPOKANE, WA 99201**

City of Spokane Guest Wireless access for Council Briefing Center for November 27, 2017:

User Name: **COS Guest**

Password: **46Fzy7fD**

Please note the space in user name. Also, both user name and password are case sensitive

CITY COUNCIL BRIEFING SESSION

Council will adopt the Administrative Session Consent Agenda after they have had appropriate discussion. Items may be moved to the 6:00 p.m. Legislative Session for formal consideration by the Council at the request of any Council Member.

SPOKANE CITY COUNCIL BRIEFING SESSIONS (BEGINNING AT 3:30 P.M. EACH MONDAY) AND LEGISLATIVE SESSIONS (BEGINNING AT 6:00 P.M. EACH MONDAY) ARE BROADCAST LIVE ON CITY CABLE CHANNEL FIVE AND STREAMED LIVE ON THE CHANNEL FIVE WEBSITE. THE SESSIONS ARE REPLAYED ON CHANNEL FIVE ON THURSDAYS AT 6:00 P.M. AND FRIDAYS AT 10:00 A.M.

The Briefing Session is open to the public, but will be a workshop meeting. Discussion will be limited to Council Members and appropriate Staff and Counsel. There will be an opportunity for the expression of public views on any issue not relating to the Current or Advance Agendas during the Open Forum at the beginning and the conclusion of the Legislative Agenda.

ADDRESSING THE COUNCIL

- No one may speak without first being recognized for that purpose by the Chair. Except for named parties to an adjudicative hearing, a person may be required to sign a sign-up sheet as a condition of recognition.
- Each person speaking at the public microphone shall print his or her name and address on the sheet provided at the entrance and verbally identify him/herself by name, address and, if appropriate, representative capacity.
- If you are submitting letters or documents to the Council Members, please provide a minimum of ten copies via the City Clerk. The City Clerk is responsible for officially filing and distributing your submittal.
- In order that evidence and expressions of opinion be included in the record and that decorum befitting a deliberative process be maintained, modes of expression such as demonstration, banners, applause and the like will not be permitted.
- A speaker asserting a statement of fact may be asked to document and identify the source of the factual datum being asserted.

SPEAKING TIME LIMITS: Unless deemed otherwise by the Chair, each person addressing the Council shall be limited to a three-minute speaking time.

CITY COUNCIL AGENDA: The City Council Advance and Current Agendas may be obtained prior to Council Meetings from the Office of the City Clerk during regular business hours (8 a.m. - 5 p.m.). The Agenda may also be accessed on the City website at www.spokanecity.org. Agenda items are available for public review in the Office of the City Clerk during regular business hours.

AMERICANS WITH DISABILITIES ACT (ADA) INFORMATION: The City of Spokane is committed to providing equal access to its facilities, programs and services for persons with disabilities. The Spokane City Council Chamber in the lower level of Spokane City Hall, 808 W. Spokane Falls Blvd., is wheelchair accessible and also is equipped with an infrared assistive listening system for persons with hearing loss. Headsets may be checked out (upon presentation of picture I.D.) at the City Cable 5 Production Booth located on the First Floor of the Municipal Building, directly above the Chase Gallery or through the meeting organizer. Individuals requesting reasonable accommodations or further information may call, write, or email Human Resources at 509.625.6383, 808 W. Spokane Falls Blvd, Spokane, WA, 99201; or msteinolfson@spokanecity.org. Persons who are deaf or hard of hearing may contact Human Resources through the Washington Relay Service at 7-1-1. Please contact us forty-eight (48) hours before the meeting date.

If you have questions, please call the Agenda Hotline at 625-6350.

BRIEFING SESSION

(3:30 p.m.)

(Council Chambers Lower Level of City Hall)

(No Public Testimony Taken)

Council Reports

Staff Reports

Committee Reports

Advance Agenda Review

Current Agenda Review

ADMINISTRATIVE SESSION

Roll Call of Council

CONSENT AGENDA

REPORTS, CONTRACTS AND CLAIMS

RECOMMENDATION

- | | | |
|--|----------------|---------------|
| 1. Purchases by the Innovation and Technology Services Division of: | Approve
All | |
| a. server related equipment from Lenovo, Inc. Utilizing WA State Contract #05815 / MNWNC-117 from January 1, 2018 through December 31, 2018—\$80,000 (plus tax and shipping). | | OPR 2017-0810 |
| b. various Software Products from Washington State Department of Enterprise Services, (Olympia, WA) from January 1, 2018 through December 31, 2018—\$145,000 (plus tax and shipping). | | OPR 2017-0811 |
| c. Cisco Hardware and software from Cerium Networks, Inc. (Spokane, WA) utilizing WA State Contract #01114/AR233 from January 1, 2018 through December 31, 2018—\$350,000 (plus tax and shipping). | | OPR 2017-0812 |
| d. PC, Laptop and Mobile Data Hardware Equipment from Dell Marketing L.P., Dell | | OPR 2017-0813 |

Financial, L.L.C, (Austin, TX) for various departments from January 1, 2018 through December 31, 2018—\$500,000 (plus tax and shipping).

e. technology equipment from CDW Government (Vernon Hills, IL) for various departments from January 1, 2018 through December 31, 2018—\$100,000 (plus tax and shipping). OPR 2017-0814

f. Microsoft Enterprise Agreement License Support from SHI International, to include Right to Use Microsoft and Software Assurance for the City of Spokane using Naspo Valuepoint pricing contract #06016—\$585,000. OPR 2015-0006

2. Add funds to Cerium Value Blanket to complete the Call Center/UCCX - Call Recording upgrade from November 1, 2017 through December 31, 2017—\$14,500 (plus tax and shipping). Total Contract Amount: \$364,500. Approve OPR 2016-0793

3. Contract Renewal No. 4 with Cerium Networks Inc. (Spokane, WA) for maintenance of Cisco equipment located in City Hall and other locations from January 1, 2018 through December 31, 2018—\$226,798.09 (plus tax and shipping). (Last of four one-year renewal options.) Approve OPR 2014-0008

4. Annual Renewal with PMWeb for Capital Project Management Software from February 1, 2018 through January 31, 2019—\$75,200 (plus tax). Approve OPR 2017-0005

5. Contract Addendum to increase funds with Nuvodia LLC (Spokane, WA) for Project Management Consulting to assist the Innovation and Technology Services Division Project Management Office with support and management of priority projects for the City—\$180,000 (incl. tax). Total Contract Amount: \$558,960. Approve OPR 2017-0267

6. Contract Amendment and Extension with SCS Engineers, (Bellevue, WA) to provide Revised Closure and Post-closure Plan and Update the Financial Assurances for the Northside Landfill through June 30, 2018—\$10,000. Total Contract Amount: \$65,800. Approve OPR 2015-0737
RFP 4110-15

7. Low Bid of Bacon Concrete, Inc. (Spokane, WA) for Mission - Maxwell Avenue Lane Approve PRO 2017-0030
ENG 2015053

Reduction—\$319,604.50. An administrative reserve of \$31,960.45, which is 10% of the contract price, will be set aside. (Emerson-Garfield and West Central Neighborhoods)

- | | | | |
|----|---|------------------------------|---------------|
| 8. | Report of the Mayor of pending: | Approve & Authorize Payments | CPR 2017-0002 |
| | a. Claims and payments of previously approved obligations, including those of Parks and Library, through November 17, 2017, total \$3,672,906.05, with Parks and Library claims approved by their respective boards. Warrants excluding Parks and Library total \$3,503,782.84. | | |
| | b. Payroll claims of previously approved obligations through November 18, 2017: \$7,043,262.69. | | CPR 2017-0003 |
| 9. | City Council Meeting Minutes: November 13, 2017 and November 16, 2017. | Approve All | CPR 2017-0013 |

EXECUTIVE SESSION

(Closed Session of Council)

(Executive Session may be held or reconvened during the 6:00 p.m. Legislative Session)

CITY COUNCIL SESSION

(May be held or reconvened following the 3:30 p.m. Administrative Session)
(Council Briefing Center)

This session may be held for the purpose of City Council meeting with Mayoral nominees to Boards and/or Commissions. The session is open to the public.

LEGISLATIVE SESSION

(6:00 P.M.)

(Council Reconvenes in Council Chamber)

WORDS OF INSPIRATION

PLEDGE OF ALLEGIANCE

ROLL CALL OF COUNCIL

ANNOUNCEMENTS

(Announcements regarding Changes to the City Council Agenda)

BOARDS AND COMMISSIONS APPOINTMENTS

(Includes Announcements of Boards and Commissions Vacancies)

APPOINTMENTS

RECOMMENDATION

Community, Housing, and Human Services Board: One
Appointment

Confirm

CPR 2012-0033

ADMINISTRATIVE REPORT

COUNCIL COMMITTEE REPORTS

(Committee Reports for Finance, Neighborhoods, Public Safety, Public Works, and Planning/Community and Economic Development Committees and other Boards and Commissions)

OPEN FORUM

This is an opportunity for citizens to discuss items of interest not relating to the Current or Advance Agendas nor relating to political campaigns/items on upcoming election ballots. This Forum shall be for a period of time not to exceed thirty minutes. After all the matters on the Agenda have been acted on, unless it is 10:00 p.m. or later, the open forum shall continue for a period of time not to exceed thirty minutes. Each speaker will be limited to three minutes, unless otherwise deemed by the Chair. If you wish to speak at the forum, please sign up on the sign-up sheet located in the Chase Gallery.

Note: No person shall be permitted to speak at Open Forum more often than once per month (Council Rule 2.2.6).

LEGISLATIVE AGENDA

NO SPECIAL BUDGET ORDINANCES

NO EMERGENCY ORDINANCES

RESOLUTIONS & FINAL READING ORDINANCES

(Require Four Affirmative, Recorded Roll Call Votes)

RES 2017-0098

Adopting the Spokane Regional Food System Inventory and requesting the development of the Spokane Regional Food Action Plan by the Spokane Food Policy Council.

- ORD C35564** Establishing fair chance hiring requirements; prohibiting employers from advertising restrictions on job applicants based on arrest or conviction records or inquiring into arrest or conviction records until after interview; providing for limited exceptions; establishing penalties; and enacting new chapters 9.02 and 9.03 of the Spokane Municipal Code.

NO FIRST READING ORDINANCES

NO SPECIAL CONSIDERATIONS

HEARINGS

- | | | | |
|------------|--|--|---------------|
| H1. | Continuation of Public Hearing on 2018 Proposed Budget. (Continued from November 20, 2017, Agenda) | Hold
Hearing &
then
Council
Decision | FIN 2017-0001 |
|------------|--|--|---------------|
-

OPEN FORUM (CONTINUED)

This is an opportunity for citizens to discuss items of interest not relating to the Current or Advance Agendas nor relating to political campaigns/items on upcoming election ballots. This Forum shall be for a period of time not to exceed thirty minutes. After all the matters on the Agenda have been acted on, unless it is 10:00 p.m. or later, the open forum shall continue for a period of time not to exceed thirty minutes. Each speaker will be limited to three minutes, unless otherwise deemed by the Chair. If you wish to speak at the forum, please sign up on the sign-up sheet located in the Chase Gallery.

Note: No person shall be permitted to speak at Open Forum more often than once per month (Council Rule 2.2.6).

ADJOURNMENT

The November 27, 2017, Regular Legislative Session of the City Council is adjourned to December 4, 2017.

NOTES



Agenda Sheet for City Council Meeting of:
11/27/2017

Date Rec'd	11/10/2017
Clerk's File #	OPR 2017-0810
Renews #	
Cross Ref #	
Project #	
Bid #	
Requisition #	VB300804

Submitting Dept	INNOVATION & TECHNOLOGY SERVICES
Contact Name/Phone	MICHAEL SLOON 625-6468
Contact E-Mail	MSLOON@SPOKANECITY.ORG
Agenda Item Type	Purchase w/o Contract
Agenda Item Name	5300 - LENOVO 2018 VB

Agenda Wording

Approval to purchase server related equipment from Lenovo, Inc. for the Innovation and Technology Services Division Utilizing WA State Contract #05815 / MNWNC-117 January 1, 2018 through December 31, 2018 \$80,000 plus tax and shipping.

Summary (Background)

Acquisition is needed to replace EOS (End of Service) servers and to purchase new servers compatible with our application requirements, server management tools, and server virtualization standards as needed during the upcoming year. 2017 Requested - \$165,224 2017 Used - \$21,286.50

<u>Fiscal Impact</u>		Grant related?	NO	<u>Budget Account</u>	
		Public Works?	NO		
Expense	\$ 80,000			#	Various
Select	\$			#	
Select	\$			#	
Select	\$			#	
<u>Approvals</u>			<u>Council Notifications</u>		
<u>Dept Head</u>		SLOON, MICHAEL		<u>Study Session</u>	11/20 Finance Committee
<u>Division Director</u>		SLOON, MICHAEL		<u>Other</u>	
<u>Finance</u>		ORLOB, KIMBERLY		<u>Distribution List</u>	
<u>Legal</u>		ODLE, MARI		Accounting - ywang@spokanecity.org	
<u>For the Mayor</u>		DUNIVANT, TIMOTHY		Contract Accounting - mdoval@spokanecity.org	
<u>Additional Approvals</u>			Legal - modle@spokanecity.org		
<u>Purchasing</u>				Purchasing - cwahl@spokanecity.org	
				IT - itadmin@spokancity.org	
				Taxes & Licenses	

BRIEFING PAPER
City of Spokane
Innovation and Technology Services Division
Lenovo
Finance Committee
November 20, 2017

Subject

Approval to purchase server related equipment from Lenovo, Inc. for the Innovation and Technology Services Division Utilizing WA State Contract #05815 / MNWNC-117

January 1, 2018 through December 31, 2018 \$80,000 plus tax and shipping.

Background

Acquisition is needed to replace EOS (End of Service) servers and to purchase new servers compatible with our application requirements, server management tools, and server virtualization standards as needed during the upcoming year.

Current 2017 – \$165,224

Impact

Without this yearly Approval to Purchase, the Innovation and Technology Services Division would be required to bring any purchase over The City Purchase Limit (\$49,000) to City Council for Approval for each piece of software purchased.

Action

City ITSD recommends approval

Funding

Various Accounts



Agenda Sheet for City Council Meeting of:
11/27/2017

Date Rec'd	11/10/2017
Clerk's File #	OPR 2017-0811
Renews #	
Cross Ref #	
Project #	
Bid #	
Requisition #	VB300798

Submitting Dept	INNOVATION & TECHNOLOGY
Contact Name/Phone	MICHAEL 625-6468
Contact E-Mail	MSLOON@SPOKANECITY.ORG
Agenda Item Type	Purchase w/o Contract
Agenda Item Name	5300 - WA STATE DES

Agenda Wording

Approval to purchase various Software Products from Washington State Department of Enterprise Services, (Olympia, WA) January 1, 2018 through December 31, 2018 \$145,000 plus tax and shipping.

Summary (Background)

Washington State DES currently provides NASPO Valuepoint Master agreements for previously negotiated pricing and established contracts that include pricing advantages for other government agencies to utilize. The City of Spokane Innovation and Technology Services Division utilizes this opportunity whenever possible. We will be utilizing SHI International Corp. for purchases with Microsoft & Adobe utilizing Master Agreement No. ADSP016-130651, Washington State Master Contract No. 06016.

<u>Fiscal Impact</u>	Grant related? NO	<u>Budget Account</u>
	Public Works? NO	

Expense	\$ 145,000.00	# Various
Select	\$	#
Select	\$	#
Select	\$	#

<u>Approvals</u>		<u>Council Notifications</u>	
<u>Dept Head</u>	SLOON, MICHAEL	<u>Study Session</u>	11/20 Finance
<u>Division Director</u>	SLOON, MICHAEL	<u>Other</u>	
<u>Finance</u>	ORLOB, KIMBERLY	<u>Distribution List</u>	
<u>Legal</u>	ODLE, MARI	Accounting - ywang@spokanecity.org	
<u>For the Mayor</u>	DUNIVANT, TIMOTHY	Contract Accounting - mdoval@spokanecity.org	
<u>Additional Approvals</u>		Legal - modle@spokanecity.org	
<u>Purchasing</u>		Purchasing - cwahl@spokanecity.org	
		IT - itadmin@spokancity.org	
		Taxes & Licenses	



Continuation of Wording, Summary, Budget, and Distribution

Agenda Wording

Summary (Background)

We will also be utilizing DLT Solutions for AutoDesk (Contract # 08812). Software products which includes Maintenance and Support Subscription/Upgrades for purchase for various City Departments. Breakdown 2018 - Microsoft Est. \$80,000, Adobe Est. \$15,000, Autodesk Est.\$48,054.04 2017 Requested- Microsoft Est. \$86,000, Adobe Est. \$40,000, Autodesk Est. \$43,480 2017 Used - Microsoft \$39,652.93, Adobe \$26,754.48, Autodesk \$38,105.79

Fiscal Impact

Select \$

Select \$

Budget Account

#

#

Distribution List

BRIEFING PAPER
City of Spokane
Innovation and Technology Services Division
WA State DES
Finance Committee
November 20, 2017

Subject

Approval to purchase various Software Products from Washington State Department of Enterprise Services, (Olympia, WA)

January 1, 2018 through December 31, 2018 \$145,000 plus tax and shipping.

Background

Washington State DES currently provides NASPO Valuepoint Master agreements for previously negotiated pricing and established contracts that include pricing advantages for other government agencies to utilize. The City of Spokane Innovation and Technology Services Division utilizes this opportunity whenever possible.

We will be utilizing SHI International Corp. for purchases with Microsoft & Adobe utilizing Master Agreement No. ADSP016-130651, Washington State Master Contract No. 06016. We will also be utilizing DLT Solutions for AutoDesk (Contract # 08812). Software products which includes Maintenance and Support Subscription/Upgrades for purchase for various City Departments.

Breakdown 2018 – Microsoft Est. \$80,000, Adobe Est. \$15,000, Autodesk Est. \$48,054.04

Current 2017 – Microsoft Est. \$86,000, Adobe Est. \$40,000, Autodesk Est. \$43,480

Impact

Without this yearly Approval to Purchase, ITSD would be required to bring any purchase over The City Purchase Limit (\$49,000) to City Council for Approval for each piece of software purchased.

Action

City ITSD recommends approval

Funding

Various Accounts



Agenda Sheet for City Council Meeting of:
11/27/2017

Date Rec'd	11/10/2017
Clerk's File #	OPR 2017-0812
Renews #	
Cross Ref #	
Project #	
Bid #	
Requisition #	VB300801

Submitting Dept	INNOVATION & TECHNOLOGY
Contact Name/Phone	MICHAEL 625-6468
Contact E-Mail	MSLOON@SPOKANECITY.ORG
Agenda Item Type	Purchase w/o Contract
Agenda Item Name	5300- CERIUM 2018 VB

Agenda Wording

Approval to purchase Cisco Hardware and software from Cerium Networks, Inc. (Spokane, WA) for the City of Spokane utilizing WA State Contract #01114/AR233 January 1, 2018 through December 31, 2018 \$350,000 plus tax and shipping.

Summary (Background)

Cerium currently provides network equipment that is compatible with our voices and data application requirements, and security for all City Departments. The purpose has been set up to improve efficiencies, service, connectivity and future capacity. This aligns with the City's standards. 2017 Requested - \$380,450.00
2017 Used - \$257,049.00

<u>Fiscal Impact</u>	Grant related? NO	<u>Budget Account</u>
	Public Works? NO	

Expense	\$ 350,000	# Various
Select	\$	#
Select	\$	#
Select	\$	#

<u>Approvals</u>		<u>Council Notifications</u>	
<u>Dept Head</u>	SLOON, MICHAEL	<u>Study Session</u>	11/20 Finance
<u>Division Director</u>	SLOON, MICHAEL	<u>Other</u>	
<u>Finance</u>	ORLOB, KIMBERLY	<u>Distribution List</u>	
<u>Legal</u>	ODLE, MARI	Accounting - ywang@spokanecity.org	
<u>For the Mayor</u>	DUNIVANT, TIMOTHY	Contract Accounting - mdoval@spokanecity.org	
<u>Additional Approvals</u>		Legal - modle@spokanecity.org	
<u>Purchasing</u>		Purchasing - cwahl@spokanecity.org	
		IT - itadmin@spokancity.org	
		Taxes & Licenses	

BRIEFING PAPER
City of Spokane
Innovation and Technology Services Division
Cerium
Finance Committee
November 20, 2017

Subject

Approval to purchase Cisco Hardware and software from Cerium Networks, Inc. (Spokane, WA) for the City of Spokane utilizing WA State Contract #01114/AR233

January 1, 2018 through December 31, 2018 \$350,000 plus tax and shipping.

Background

Cerium currently provides network equipment that is compatible with our voices and data application requirements, and security for all City Departments. The purpose has been set up to improve efficiencies, service, connectivity and future capacity. This aligns with the City's standards.

Current 2017 – \$350,000

Impact

Without this yearly approval to purchase, the ITSD Division would be required to bring any purchase over The City Purchase Limit (\$49,000) to City Council for Approval for each piece of software purchased.

Action

City ITSD recommends approval

Funding

Various Accounts



Agenda Sheet for City Council Meeting of:
11/27/2017

Date Rec'd	11/10/2017
Clerk's File #	OPR 2017-0813
Renews #	
Cross Ref #	
Project #	
Bid #	
Requisition #	VB300752

Submitting Dept	INNOVATION & TECHNOLOGY
Contact Name/Phone	MICHAEL 625-6468
Contact E-Mail	MSLOON@SPOKANECITY.ORG
Agenda Item Type	Purchase w/o Contract
Agenda Item Name	5300- DELL 2018 VB

Agenda Wording

Approval to purchase PC, Laptop and Mobile Data Hardware Equipment from Dell Marketing L.P. (Dell Financial, L.L.C) Austin, TX January 1, 2018 through December 31, 2018 \$500,000 plus tax and shipping.

Summary (Background)

Dell Marketing L.P. currently provides the City of Spokane with PC, Laptop, and Mobile Data Hardware for purchase for various City Departments. The purpose of the new equipment is for efficiencies, improved service, high speed connectivity, future capacity, and aligns with The City's standard for PC, Laptop and Mobile Data equipment and deployment. The City of Spokane Innovation and Technology Division has utilized WA State Contract #05815-003/MNWN-108 for its selection of Dell Marketing L.P.

<u>Fiscal Impact</u>	Grant related? NO	<u>Budget Account</u>
	Public Works? NO	

Expense	\$ 500,000	# Various
Select	\$	#
Select	\$	#
Select	\$	#

<u>Approvals</u>		<u>Council Notifications</u>	
<u>Dept Head</u>	SLOON, MICHAEL	<u>Study Session</u>	11/20 Finance
<u>Division Director</u>	SLOON, MICHAEL	<u>Other</u>	
<u>Finance</u>	ORLOB, KIMBERLY	<u>Distribution List</u>	
<u>Legal</u>	ODLE, MARI	Accounting - ywang@spokanecity.org	
<u>For the Mayor</u>	DUNIVANT, TIMOTHY	Contract Accounting - mdoval@spokanecity.org	
<u>Additional Approvals</u>		Legal - modle@spokanecity.org	
<u>Purchasing</u>		Purchasing - cwahl@spokanecity.org	
		IT - itadmin@spokancity.org	
		Taxes & Licenses	



Continuation of Wording, Summary, Budget, and Distribution

Agenda Wording

Summary (Background)

2017 Requested - \$543,500 2017 Used - \$311,080.59

<u>Fiscal Impact</u>		<u>Budget Account</u>	
Select	\$		#
Select	\$		#
<u>Distribution List</u>			

BRIEFING PAPER
City of Spokane
Innovation and Technology Services Division
Dell
Finance Committee
November 20, 2017

Subject

Approval to purchase PC, Laptop and Mobile Data Hardware Equipment from Dell Marketing L.P. (Dell Financial, L.L.C) Austin, TX

January 1, 2018 through December 31, 2018 \$500,000 plus tax and shipping.

Background

Dell Marketing L.P. currently provides the City of Spokane with PC, Laptop, and Mobile Data Hardware for purchase for various City Departments. The purpose of the new equipment is for efficiencies, improved service, high speed connectivity, future capacity, and aligns with The City's standard for PC, Laptop and Mobile Data equipment and deployment. The City of Spokane Innovation and Technology Division has utilized WA State Contract #05815-003/MNWNC-108 for its selection of Dell Marketing L.P.

Current 2017 – \$500,000

Impact

Without this yearly Approval to Purchase, ITSD would be required to bring any purchase over The City Purchase Limit (\$49,000) to City Council for Approval for each piece of software purchased.

Action

City ITSD recommends approval

Funding

Various Accounts

For further information contact:

Page 1



Agenda Sheet for City Council Meeting of: 11/27/2017

Date Rec'd	11/10/2017
Clerk's File #	OPR 2017-0814
Renews #	
Cross Ref #	
Project #	
Bid #	
Requisition #	VB300800

Submitting Dept	INNOVATION & TECHNOLOGY
Contact Name/Phone	MICHAEL 625-6468
Contact E-Mail	MSLOON@SPOKANECITY.ORG
Agenda Item Type	Purchase w/o Contract
Agenda Item Name	5300 - CDWG 2018 VB

Agenda Wording

Approval to purchase technology equipment and various from CDW Government (Vernon Hills, IL) January 1, 2018 through December 31, 2018 \$100,000 plus tax and shipping.

Summary (Background)

The City of Spokane currently utilizes CDW Government for hardware and software purchases for various departments. The City of Spokane Innovation and Technology Services Division has utilized the King County Directors' Association (KCD) Agreement #AEPA 014-E for its selection of CDW Government. In addition the following contracts will also be used to procure the reasonable pricing: Washington HP - R160203, Washington Lenovo NVP- 05815, Washington DES Cisco - #AR233 (14-19) with addendum,

Fiscal Impact	Grant related? NO	Budget Account
	Public Works? NO	

Expense	\$ 100,000	# Various
Select	\$	#
Select	\$	#
Select	\$	#

Approvals		Council Notifications	
Dept Head	SLOON, MICHAEL	Study Session	11/20 Finance
Division Director	SLOON, MICHAEL	Other	
Finance	ORLOB, KIMBERLY	Distribution List	
Legal	ODLE, MARI	Accounting - ywang@spokanecity.org	
For the Mayor	DUNIVANT, TIMOTHY	Contract Accounting - mdoval@spokanecity.org	
Additional Approvals		Legal - modle@spokanecity.org	
Purchasing		Purchasing - cwahl@spokanecity.org	
		IT - itadmin@spokancity.org	
		Taxes & Licenses	



Continuation of Wording, Summary, Budget, and Distribution

Agenda Wording

Summary (Background)

WA 01114, Washington Panasonic NVP Computer Equipment - MNWNC-124 WA Contract #05815-011 & CDWG GSA (Federal Contract) - GS-35F-0195J 2017 Requested - \$100,000 2017 Used - \$40,988.40

Fiscal Impact

Select \$

Select \$

Budget Account

#

#

Distribution List

BRIEFING PAPER
City of Spokane
Innovation and Technology Services Division
CDW Government
Finance Committee
November 20, 2017

Subject

Approval to purchase technology equipment from CDW Government (Vernon Hills, IL)

January 1, 2018 through December 31, 2018 \$100,000 plus tax and shipping.

Background

The City of Spokane currently utilizes CDW Government for hardware and software purchases for various departments. The City of Spokane Innovation and Technology Services Division has utilized the King County Directors' Association (KCDA) Agreement #AEPA 014-E for its selection of CDW Government. In addition the following contracts will also be used to procure the reasonable pricing: Washington HP – R160203, Washington Lenovo NVP- 05815, Washington DES Cisco - #AR233 (14-19) with addendum, WA 01114, Washington Panasonic NVP Computer Equipment – MNWNC-124 WA Contract #05815-011 & CDWG GSA (Federal Contract) – GS-35F-0195J

Current 2017 – \$100,000

Impact

Without this yearly Approval to Purchase, the ITSD Division would be required to bring any purchase over The City Purchase Limit (\$49,000) to City Council for Approval for each piece of software purchased.

Action

City ITSD recommends approval

Funding

Various Accounts



Agenda Sheet for City Council Meeting of:
11/27/2017

Date Rec'd	11/10/2017
Clerk's File #	OPR 2015-0006
Renews #	
Cross Ref #	
Project #	
Bid #	
Requisition #	

Submitting Dept	INNOVATION & TECHNOLOGY SERVICES
Contact Name/Phone	MICHAEL SLOON 625-6468
Contact E-Mail	MSLOON@SPOKANECITY.ORG
Agenda Item Type	Contract Item
Agenda Item Name	5300-SHI MICROSOFT ENTERPRISE AGREEMENT

Agenda Wording

Approval to purchase from SHI International for the Microsoft Enterprise Agreement License Support to include Right to Use Microsoft and Software Assurance for the City of Spokane using Naspo Valuepoint pricing contract #06016.

Summary (Background)

This agreement is the Microsoft Enterprise Agreement for State and Local Government for Right to Use Licensing and Software Assurance Costs for Desktop systems (i.e., Office 365, MS Sql Databases, Exchange CAL's) and Servers (i.e., Windows Operating Systems, Exchange). It is important to the City that the functionality of the Microsoft products and software is stable and consistent. Current 2017 \$487,893.81

<u>Fiscal Impact</u>		Grant related?	NO	<u>Budget Account</u>	
		Public Works?	NO		
Expense	\$ 585,000			#	5300-73450-18850-54820
Select	\$			#	
Select	\$			#	
Select	\$			#	
<u>Approvals</u>			<u>Council Notifications</u>		
<u>Dept Head</u>		SLOON, MICHAEL		<u>Study Session</u>	11/20 Finance Committee
<u>Division Director</u>		SLOON, MICHAEL		<u>Other</u>	
<u>Finance</u>		ORLOB, KIMBERLY		<u>Distribution List</u>	
<u>Legal</u>		ODLE, MARI		Accounting - ywang@spokanecity.org	
<u>For the Mayor</u>		DUNIVANT, TIMOTHY		Contract Accounting - mdoval@spokanecity.org	
<u>Additional Approvals</u>				Legal - modle@spokanecity.org	
<u>Purchasing</u>				Purchasing - cwahl@spokanecity.org	
				IT - itadmin@spokancity.org	
				Taxes & Licenses	

BRIEFING PAPER
City of Spokane
Innovation and Technology Services Division
SHI International
Finance Committee
November 20, 2017

Subject

Approval to purchase from SHI International for the Microsoft Enterprise Agreement License Support to include Right to Use Microsoft and Software Assurance for the City of Spokane using Naspo Valuepoint pricing contract #06016

January 1, 2018 through December 31, 2018 \$585,000 plus tax and shipping.

Background

This agreement is the Microsoft Enterprise Agreement for State and Local Government for Right to Use Licensing and Software Assurance Costs for Desktop systems (i.e., Office 365, MS Sql Databases, Exchange CAL's) and Servers (i.e., Windows Operating Systems, Exchange). It is important to the City that the functionality of the Microsoft products and software is stable and consistent.

Current 2017 \$487,893.81

Impact

Without this yearly Approval to Purchase, ITSD would be required to bring any purchase over The City Purchase Limit (\$49,000) to City Council for Approval for each piece of software purchased.

Action

City ITSD recommends approval

Funding

5300-73450-18850-54820

5300-73600-18850-54820



Agenda Sheet for City Council Meeting of:
11/27/2017

Date Rec'd	11/10/2017
Clerk's File #	OPR 2016-0793
Renews #	
Cross Ref #	
Project #	
Bid #	
Requisition #	VB300801

Submitting Dept	INNOVATION & TECHNOLOGY SERVICES
Contact Name/Phone	MICHAEL SLOON 625-6468
Contact E-Mail	MSLOON@SPOKANECITY.ORG
Agenda Item Type	Purchase w/o Contract
Agenda Item Name	5300 - CERIUM VB AMENDMENT

Agenda Wording

Approval to add funds to the Cerium Value Blanket. This increase in funds will be used to complete the Call Center/UCCX - Call Recording upgrade. November 1, 2017 through December 31, 2017 \$14,500 plus tax and shipping.

Summary (Background)

Cerium currently provides network equipment that is compatible with our voices and data application requirements, and security for all City Departments. The purpose has been set up to improve efficiencies, service, connectivity and future capacity. This aligns with the City's standards. 2017 Requested - \$380,450.00
2017 Used - \$257,049.00

<u>Fiscal Impact</u>	Grant related? NO Public Works? NO	<u>Budget Account</u>	
Expense	\$ 14,500	#	Various
Select	\$	#	
Select	\$	#	
Select	\$	#	
<u>Approvals</u>		<u>Council Notifications</u>	
<u>Dept Head</u>	SLOON, MICHAEL	<u>Study Session</u>	11/20 Finance committee
<u>Division Director</u>	SLOON, MICHAEL	<u>Other</u>	
<u>Finance</u>	ORLOB, KIMBERLY	<u>Distribution List</u>	
<u>Legal</u>	ODLE, MARI	Accounting - ywang@spokanecity.org	
<u>For the Mayor</u>	DUNIVANT, TIMOTHY	Contract Accounting - mdoval@spokanecity.org	
<u>Additional Approvals</u>		Legal - modle@spokanecity.org	
<u>Purchasing</u>		Purchasing - cwahl@spokanecity.org	
		IT - itadmin@spokancity.org	
		Taxes & Licenses	

BRIEFING PAPER
City of Spokane
Innovation and Technology Services Division
Cerium
Finance Committee
November 20, 2017

Subject

Approval to add funds to the Cerium Value Blanket. This increase in funds will be used to complete the Call Center/UCCX – Call Recording upgrade.

November 1, 2017 through December 31, 2017 \$14,500 plus tax and shipping.

Background

Cerium currently provides network equipment that is compatible with our voices and data application requirements, and security for all City Departments. The purpose has been set up to improve efficiencies, service, connectivity and future capacity. This aligns with the City's standards.

Impact

Without this yearly Approval to Purchase, the ITSD Division would be required to bring any purchase over The City Purchase Limit (\$49,000) to City Council for Approval for each piece of software purchased.

Action

City ITSD recommends approval

Funding

Various Accounts



Agenda Sheet for City Council Meeting of:
11/27/2017

Date Rec'd	11/10/2017
Clerk's File #	OPR 2014-0008
Renews #	
Cross Ref #	
Project #	
Bid #	
Requisition #	

Submitting Dept	INNOVATION & TECHNOLOGY SERVICES
Contact Name/Phone	MICHAEL SLOON 625-6468
Contact E-Mail	MSLOON@SPOKANECITY.ORG
Agenda Item Type	Contract Item
Agenda Item Name	5300- CERIUM NETWORKS SMARTNET CONTRACT

Agenda Wording

Fourth of four One-Year renewal options with Cerium Networks, Inc. (Spokane, WA) for maintenance of Cisco equipment located in City Hall and other locations. January 1, 2018 through December 31, 2018 \$226,798.09 plus tax and shipping.

Summary (Background)

SmartNet which is the maintenance portion for Cisco hardware and software is provided by Cerium Networks as part of the RFP #3984-13 for the City's Phone and Network System. The City of Spokane uses Cisco Switches and Routers as the primary network connection device. This contract provides maintenance of hardware and software support for these critical products. Current 2017 - \$239,564.41

<u>Fiscal Impact</u>	Grant related? NO Public Works? NO	<u>Budget Account</u>
Expense	\$ 226,798.09	# 5300-73400-18850-54804
Select	\$	#
Select	\$	#
Select	\$	#

<u>Approvals</u>		<u>Council Notifications</u>	
<u>Dept Head</u>	SLOON, MICHAEL	<u>Study Session</u>	11/20 Finance Committee
<u>Division Director</u>	SLOON, MICHAEL	<u>Other</u>	
<u>Finance</u>	ORLOB, KIMBERLY	<u>Distribution List</u>	
<u>Legal</u>	ODLE, MARI	Accounting - ywang@spokanecity.org	
<u>For the Mayor</u>	DUNIVANT, TIMOTHY	Contract Accounting - mdoval@spokanecity.org	
<u>Additional Approvals</u>		Legal - modle@spokanecity.org	
<u>Purchasing</u>		Purchasing - cwahl@spokanecity.org	
		IT - itadmin@spokancity.org	
		Taxes & Licenses	

BRIEFING PAPER
City of Spokane
Innovation and Technology Services Division
Cerium – Smartnet
Finance Committee
November 20, 2017

Subject

Fourth of four One-Year renewal options with Cerium Networks, Inc. (Spokane, WA) for maintenance of Cisco equipment located in City Hall and other locations.

January 1, 2018 through December 31, 2018 \$226,798.09 plus tax and shipping.

Background

SmartNet which is the maintenance portion for Cisco hardware and software is provided by Cerium Networks as part of the RFP #3984-13 for the City's Phone and Network System. The City of Spokane uses Cisco Switches and Routers as the primary network connection device. This contract provides maintenance of hardware and software support for these critical products.

Current 2017 – \$239,564.41

Impact

Without this contract the turnaround time to receive maintenance for any Cisco Hardware or Software Switches or Routers could cause significant down time on the City Network.

Action

City ITSD recommends approval

Funding

Various Accounts



City of Spokane
CONTRACT EXTENSION 4 of 4
WITH COST
Title: MAINTAIN CISCO EQUIPMENT

This Contract Extension including additional compensation is made and entered into by and between the **City of Spokane** as ("City"), a Washington municipal corporation, and **CERIUM NETWORKS, INC.**, whose address is 1636 West First Avenue, Spokane, Washington, 99201 as ("**COMPANY**").

WHEREAS, the parties entered into a Contract wherein the COMPANY agreed to provide for the City the following – to MAINTAIN CISCO EQUIPMENT LOCATED IN CITY HALL AND OTHER LOCATIONS; and

WHEREAS, additional time is required, and thus the Contract time for performance needs to be formally extended by this written document.

-- NOW, THEREFORE, in consideration of these terms, the parties mutually agree as follows:

1. CONTRACT DOCUMENTS.

The original Contract, dated January 10, 2014, any previous amendments, addendums and / or extensions / renewals thereto, are incorporated by reference into this document as though written in full and shall remain in full force and effect except as provided herein.

2. EFFECTIVE DATE.

This Contract Extension shall become effective on January 1, 2018.

3. EXTENSION.

The contract documents are hereby extended and shall run through December 31, 2018.

4. COMPENSATION.

The City shall pay an additional amount not to exceed **TWO HUNDRED TWENTY SIX THOUSAND SEVEN HUNDRED NINETY EIGHT AND 09/100 DOLLARS (\$226,798.09)**, excluding tax, for everything furnished and done under this Contract Extension.

IN WITNESS WHEREOF, in consideration of the terms, conditions and covenants contained, or attached and incorporated and made a part, the parties have executed this Contract Extension by having legally-binding representatives affix their signatures below.

CERIUM NETWORKS, INC.

CITY OF SPOKANE

By _____
Signature Date

By _____
Signature Date

Type or Print Name

Type or Print Name

Title

Title

Attest:

Approved as to form:

City Clerk

Assistant City Attorney

Attachments that are part of this Contract Extension:



Agenda Sheet for City Council Meeting of: 11/27/2017

Date Rec'd	11/10/2017
Clerk's File #	OPR 2017-0005
Renews #	
Cross Ref #	
Project #	
Bid #	
Requisition #	

Submitting Dept	INNOVATION & TECHNOLOGY SERVICES
Contact Name/Phone	MICHAEL SLOON 625-6468
Contact E-Mail	MSLOON@SPOKANECITY.ORG
Agenda Item Type	Contract Item
Agenda Item Name	5300 - PMWEB ANNUAL SUPPORT

Agenda Wording

Approval for the annual renewal of Support and Maintenance in regards to PMWeb February 1, 2018 through January 31, 2019 \$75,200 plus tax and shipping.

Summary (Background)

The City has selected PMWeb to provide Capital Project Management Software and implementation services for the Public Works Division for department -wide management of capital improvement projects. PMWeb is a SaaS (Software as a Service) solution that will be hosted and maintained by PMWeb.

<u>Fiscal Impact</u>	Grant related? NO Public Works? NO	<u>Budget Account</u>	
Expense	\$ 75,200	#	TBD
Select	\$	#	
Select	\$	#	
Select	\$	#	
<u>Approvals</u>		<u>Council Notifications</u>	
<u>Dept Head</u>	SLOON, MICHAEL	<u>Study Session</u>	11/20 Finance Committee
<u>Division Director</u>	SLOON, MICHAEL	<u>Other</u>	
<u>Finance</u>	ORLOB, KIMBERLY	<u>Distribution List</u>	
<u>Legal</u>	ODLE, MARI	Accounting - ywang@spokanecity.org	
<u>For the Mayor</u>	DUNIVANT, TIMOTHY	Contract Accounting - mdoval@spokanecity.org	
<u>Additional Approvals</u>		Legal - modle@spokanecity.org	
<u>Purchasing</u>		Purchasing - cwahl@spokanecity.org	
		IT - itadmin@spokancity.org	
		Taxes & Licenses	

BRIEFING PAPER
City of Spokane
Innovation and Technology Services Division
PMWeb
Finance Committee
November 20, 2017

Subject

Approval for the annual renewal of Support and Maintenance in regards to PMWeb

February 1, 2018 through January 31, 2019 \$75,200 plus tax and shipping.

Background

The City has selected PMWeb to provide Capital Project Management Software and implementation services for the Public Works Division for department –wide management of capital improvement projects. PMWeb is a SaaS (Software as a Service) solution that will be hosted and maintained by PMWeb.

Impact

Without this annual Support and Maintenance the implementation of the selected Capital Project Management tool/solution would not be able to be utilized. .

Action

City ITSD recommends approval

Funding

Various Accounts

For further information contact:

Page 1

**Agenda Sheet for City Council Meeting of:**

11/27/2017

<u>Date Rec'd</u>	11/10/2017
<u>Clerk's File #</u>	OPR 2017-0267
<u>Renews #</u>	
<u>Cross Ref #</u>	
<u>Project #</u>	
<u>Bid #</u>	
<u>Requisition #</u>	BT

<u>Submitting Dept</u>	INNOVATION & TECHNOLOGY SERVICES
<u>Contact Name/Phone</u>	MICHAEL SLOON 625-6468
<u>Contact E-Mail</u>	MSLOON@SPOKANECITY.ORG
<u>Agenda Item Type</u>	Contract Item
<u>Agenda Item Name</u>	5300 NUVODIA LLC AMENDMENT

Agenda Wording

Addendum to increase funds on OPR 2017-0267 with Nuvodia LLC for Project Management Consulting to assist the ITSD Project Management Office with support and management of priority projects for the City. Requesting \$140,892.44 including tax

Summary (Background)

The Innovation and Technology Services Division lost our Senior Project Manager in August; do to unforeseen circumstances we have been delayed in hiring a replacement. In order to keep momentum in the active projects we need immediate PM resources to keep to our schedule. 2017 Requested - \$309,840 2017 Used - 166,610.05 Funds to be added January 1, 2018

<u>Fiscal Impact</u>		Grant related?	NO	<u>Budget Account</u>	
		Public Works?	NO		
Expense	\$ 140,892.44		# 5300-30210-18880-54201-99999		
Select	\$		#		
Select	\$		#		
Select	\$		#		
<u>Approvals</u>			<u>Council Notifications</u>		
<u>Dept Head</u>		SLOON, MICHAEL		<u>Study Session</u>	
				11/20 Finance Committee	
<u>Division Director</u>		SLOON, MICHAEL		<u>Other</u>	
<u>Finance</u>		ORLOB, KIMBERLY		<u>Distribution List</u>	
<u>Legal</u>		ODLE, MARI		Accounting - ywang@spokanecity.org	
<u>For the Mayor</u>		DUNIVANT, TIMOTHY		Contract Accounting - mdoval@spokanecity.org	
<u>Additional Approvals</u>			Legal - modle@spokanecity.org		
<u>Purchasing</u>				Purchasing - cwahl@spokanecity.org	
				IT - itadmin@spokancity.org	
				Taxes & Licenses	

BRIEFING PAPER
City of Spokane
Innovation and Technology Services Division
Nuvodia LLC
Finance Committee
November 20, 2017

Subject

Addendum to increase funds on OPR 2017-0267 with Nuvodia LLC for Project Management Consulting to assist the Innovation and Technology Division (ITSD) Project Management Office with support and management of priority projects for the City.

Requesting \$140,892.44 including tax.

Background

The Innovation and Technology Services Division lost our Senior Project Manager in August; do to unforeseen circumstances we have been delayed in hiring a replacement. In order to keep momentum in the active projects we need immediate PM resources to keep to our schedule.

Impact

Without this yearly approval ITSD would not be able to keep our projects on schedule.

Action

City ITSD recommends approval

Funding

Various Accounts



City of Spokane

CONTRACT AMENDMENT/EXTENSION

Title: **PROJECT MANAGEMENT CONTRACTOR**

This Contract Amendment/Extension is made and entered into by and between the **City of Spokane** as ("City"), a Washington municipal corporation, and **NUVODIA, LLC**, whose address is 850 East Spokane Falls Boulevard, Spokane, Washington, 99201 as ("Consultant"). Individually hereafter referenced as a "party", and together as the "parties".

WHEREAS, the parties entered into a Contract wherein the Consultant agreed to provide a Project Management Contractor for the City; and

WHEREAS, a change or revision of the Work has been requested, thus the original Contract needs to be formally Amended and Extended by this written document; and

-- NOW, THEREFORE, in consideration of these terms, the parties mutually agree as follows:

1. CONTRACT DOCUMENTS.

The Contract, dated May 8, 2017, any previous amendments, addendums and / or extensions / renewals thereto, are incorporated by reference into this document as though written in full and shall remain in full force and effect except as provided herein.

2. EFFECTIVE TERM.

This Contract Amendment Extension shall become effective upon signature of the parties and run through April 30, 2018.

3. COMPENSATION.

The City shall pay an additional amount not to exceed **ONE HUNDRED FORTY THOUSAND EIGHT HUNDRED NINETY TWO AND 44/100 DOLLARS (\$140,892.44)**, including tax, for a total compensation amount of **FIVE HUNDRED NINETEEN THOUSAND EIGHT HUNDRED AND FIFTY TWO AND 44/100 DOLLARS (\$519,852.44)** for everything furnished and done under this Contract Amendment Extension. This is the maximum amount to be paid under this Amendment Extension, and shall not be exceeded without the prior written authorization of the City, memorialized with the same formality as the original Contract and this document.

IN WITNESS WHEREOF, in consideration of the terms, conditions and covenants contained, or attached and incorporated and made a part, the parties have executed this Contract Amendment Extension by having legally-binding representatives affix their signatures below.

NUVODIA, LLC

CITY OF SPOKANE

By _____
Signature Date

By _____
Signature Date

Type or Print Name

Type or Print Name

Title

Title

Attest:

Approved as to form:

City Clerk

Assistant City Attorney

Attachments that are part of this Agreement:

Amended Scope of Work document



Agenda Sheet for City Council Meeting of:
11/27/2017

Date Rec'd	11/15/2017
Clerk's File #	OPR 2015-0737
Renews #	

Submitting Dept	SOLID WASTE DISPOSAL	Cross Ref #	
Contact Name/Phone	CHRIS AVERYT 625-6540	Project #	
Contact E-Mail	CAVERYT@SPOKANECITY.ORG	Bid #	RFP#4110-15
Agenda Item Type	Contract Item	Requisition #	BT
Agenda Item Name	4490 - CONTRACT TO REVISE CLOSURE PLAN FOR NORTHSIDE LANDFILL		

Agenda Wording

Amendment and extension to contract with SCS Engineers, Bellevue, WA, to provide Revised Closure and Post-closure Plan and Update the Financial Assurances for the NSLF, through June 30, 2018, for an additional cost of \$10,000.00.

Summary (Background)

In September 2015 the City of Spokane contracted with SCS Engineers to provide a revised closure and post-closure plan and update the financial assurances for the NSLF per the amended Washington Administrative Code (WAC) 173-351 Criteria for Municipal Solid Waste Landfills. The revised documents were submitted to WA Department of Ecology. Comments were received from the agency. Additional time plus additional funds are required to address the agency comments.

<u>Fiscal Impact</u>	Grant related? NO	<u>Budget Account</u>
	Public Works? NO	

Expense	\$ 10,000.00	# 4490-44800-53748-54201
Select	\$	#
Select	\$	#
Select	\$	#

<u>Approvals</u>		<u>Council Notifications</u>	
<u>Dept Head</u>	CONKLIN, CHUCK	<u>Study Session</u>	PIES 10/23/17
<u>Division Director</u>	GIMPEL, KEN	<u>Other</u>	
<u>Finance</u>	CLINE, ANGELA	<u>Distribution List</u>	
<u>Legal</u>	ODLE, MARI	ttauscher@spokanecity.org	
<u>For the Mayor</u>	DUNIVANT, TIMOTHY	jsalstrom@spokanecity.org	
<u>Additional Approvals</u>		tprince@spokanecity.org	
<u>Purchasing</u>	PRINCE, THEA	mdoval@spokanecity.org	
		bpaschal@spokanecity.org	



Continuation of Wording, Summary, Budget, and Distribution

Agenda Wording

Summary (Background)

This contract amendment and extension will ensure that the Northside Landfill will remain in compliance with the WA Department of Ecology and WAC requirements for Closure, Post-closure, and Financial Assurances for the Northside Landfill.

Fiscal Impact		<u>Budget Account</u>
Select	\$	#
Select	\$	#

Distribution List

BRIEFING PAPER
City of Spokane
Public Infrastructure, Environment and Sustainability Committee
Solid Waste Disposal
October 23, 2017

Subject

Amendment and extension to contract with SCS Engineers, Bellevue, Washington, to provide Revised Closure and Post-closure Plan and Update the Financial Assurances for the Northside Landfill.

Background

In September 2015 the City of Spokane contracted with SCS Engineers to provide a revised closure and post-closure plan and update the financial assurances for the Northside Landfill per the amended Washington Administrative Code (*WAC*) 173-351 *Criteria for Municipal Solid Waste Landfills*. The revised documents were submitted to WA Department of Ecology. Comments were received from the agency.

Additional time plus additional funds are required to address the agency comments. The cost of this amendment is \$10,000.00, and will extend the contract to June 30, 2018.

Impact

This contract amendment and extension will ensure that the Northside Landfill will remain in compliance with the WA Department of Ecology and WAC requirements for Closure, Post-closure, and Financial Assurances for the Northside Landfill.

Action

Recommend Approval of this contract amendment and extension.

Funding

Funding for this contract amendment is included in the 2017 and 2018 Landfill operations budgets.



City of Spokane

CONTRACT AMENDMENT / EXTENSION

Title: **CLOSURE PLAN FOR
NORTHSIDE LANDFILL**

This Contract Amendment / Extension is made and entered into by and between the **City of Spokane** as ("City"), a Washington municipal corporation, and **SCS ENGINEERS**, whose address is 2405 140th Avenue NE, suite 107, Bellevue, Washington 98005 as ("Consultant"). Individually hereafter referenced as a "party", and together as the "parties".

WHEREAS, the parties entered into a Contract wherein the Consultant agreed to provide REVISED CLOSURE AND POST-CLOSURE PLAN AND UPDATE FINANCIAL ASSURANCES FOR THE NORTHSIDE LANDFILL; and

WHEREAS, a change or revision of the Work has been requested, and the Contract time for performance needs to be extended, thus the original Contract needs to be formally Amended and Extended by this written document; and

-- NOW, THEREFORE, in consideration of these terms, the parties mutually agree as follows:

1. CONTRACT DOCUMENTS.

The Contract, dated September 3, 2015 and September 22, 2015, any previous amendments, addendums and / or extensions / renewals thereto, are incorporated by reference into this document as though written in full and shall remain in full force and effect except as provided herein.

2. EFFECTIVE TERM.

This Contract Amendment / Extension shall become effective on upon signature of the parties and ends on June 30, 2018, unless amended by written agreement or terminated earlier.

3. COMPENSATION.

The City shall pay an additional amount not to exceed **TEN THOUSAND AND NO/100 DOLLARS (\$10,000.00)** for everything furnished and done under this Contract Amendment / Extension. This is the maximum amount to be paid under this Amendment / Extension, and shall not be exceeded without the prior written authorization of the City, memorialized with the same formality as the original Contract and this document.

IN WITNESS WHEREOF, in consideration of the terms, conditions and covenants contained, or attached and incorporated and made a part, the parties have executed this Contract Amendment / Extension by having legally-binding representatives affix their signatures below.

SCS ENGINEERS

CITY OF SPOKANE

By _____
Signature Date

By _____
Signature Date

Type or Print Name

Type or Print Name

Title

Title

Attest:

Approved as to form:

City Clerk

Assistant City Attorney

Attachments that are part of this Agreement:

Additional Scope of Work document



Agenda Sheet for City Council Meeting of:
11/27/2017

Date Rec'd	11/13/2017
Clerk's File #	PRO 2017-0030
Renews #	

Submitting Dept	ENGINEERING SERVICES	Cross Ref #	
Contact Name/Phone	DAN BULLER 625-6391	Project #	2015053
Contact E-Mail	DBULLER@SPOKANECITY.ORG	Bid #	
Agenda Item Type	Contract Item	Requisition #	CR 18674
Agenda Item Name	0370 - LOW BID AWARD - BACON CONCRETE, INC.		

Agenda Wording

Low bid of Bacon Concrete, Inc. (Spokane, WA) for Mission-Maxwell Avenue Lane Reduction - \$319,604.50. An administrative reserve of \$31,960.45, which is 10% of the contract price will be set aside. (Emerson-Garfield and West Central

Summary (Background)

On November 13, 2017 bids were opened for the above project. The low bid was from Bacon Concrete, Inc. in the amount of \$319,604.50, which is \$31,076.50 or 8.86% under the Engineer's Estimate; three other bids were received as follows: William Winkler Company - \$320,942.75, Cameron-Reilly - \$331,331.00 and T LaRiviere Equipment & Excavation, Inc. - \$345,196.00

<u>Fiscal Impact</u>	Grant related?	NO	<u>Budget Account</u>
	Public Works?	YES	

Expense	\$ 351,564.95	# 3200 95094 95300 56501 99999
Select	\$	#
Select	\$	#
Select	\$	#

<u>Approvals</u>		<u>Council Notifications</u>	
<u>Dept Head</u>	TWOHIG, KYLE	<u>Study Session</u>	
<u>Division Director</u>	GIMPEL, KEN	<u>Other</u>	Public Works 5/22/17
<u>Finance</u>	HUGHES, MICHELLE	<u>Distribution List</u>	
<u>Legal</u>	ODLE, MARI	Engineering Admin	
<u>For the Mayor</u>	DUNIVANT, TIMOTHY	mhughes@spokanecity.org	
<u>Additional Approvals</u>		jsalstrom@spokanecity.org	
<u>Purchasing</u>		htrautman@spokanecity.org	
		kgoodman@spokanecity.org	
		publicworksaccounting@spokanecity.org	
		kkeck@spokanecity.org	



Continuation of Wording, Summary, Budget, and Distribution

Agenda Wording

Neighborhood Councils).

Summary (Background)

Fiscal Impact

Select \$

Select \$

Budget Account

#

#

Distribution List

City Of Spokane
Engineering Services Department
***** Bid Tabulation *****

Project Number: 2015053

Project Description Maxwell - Mission Avenue Lane Reduction

Original Date 7/5/2017 2:01:22 PM

Funding Source Federal

Update Date 11/13/2017 1:41:14 PM

Preparer Gerald Okihara

Addendum

Project Number: 2015053			Engineer's Estimate		Bacon Concrete Inc		William Winkler Company		Cameron-Reilly	
Item No	Bid Item Description	Estimated Quantity	Unit Price	Amount	Unit Price	Amount	Unit Price	Amount	Unit Price	Amount

Schedule Description

Tax Classification

Schedule 01

101	REIMBURSEMENT FOR THIRD PARTY DAMAGE	1 EST	1.00	1.00	1.00	1.00	1.00	1.00	1.00	1.00
102	SPCC PLAN	1 LS	*****	600.00	*****	500.00	*****	835.00	*****	750.00
103	REFERENCE AND REESTABLISH SURVEY MONUMENT	1 EA	400.00	400.00	3,000.00	3,000.00	665.00	665.00	600.00	600.00
104	CLASSIFICATION AND PROTECTION OF SURVEY MONUMENTS	1 LS	*****	2,500.00	*****	3,000.00	*****	3,326.00	*****	3,000.00
105	MOBILIZATION	1 LS	*****	21,000.00	*****	28,000.00	*****	36,071.00	*****	24,295.00
106	PROJECT TEMPORARY TRAFFIC CONTROL	1 LS	*****	40,000.00	*****	36,000.00	*****	33,293.00	*****	34,677.00
107	SPECIAL SIGNS	30 SF	18.00	540.00	20.00	600.00	12.80	384.00	12.00	360.00
108	SEQUENTIAL ARROW SIGN	2000 HR	4.00	8,000.00	2.20	4,400.00	2.15	4,300.00	2.00	4,000.00
109	PORTABLE CHANGEABLE MESSAGE SIGN	700 HR	5.00	3,500.00	4.20	2,940.00	4.30	3,010.00	5.00	3,500.00
110	TYPE III BARRICADE	26 EA	75.00	1,950.00	34.00	884.00	32.00	832.00	100.00	2,600.00
111	AIR OR HYDRO EXCAVATION	1 EA	650.00	650.00	800.00	800.00	802.00	802.00	850.00	850.00
112	TREE PROTECTION ZONE	1 EA	500.00	500.00	500.00	500.00	482.00	482.00	500.00	500.00
113	REMOVE TREE CLASS II	2 EA	1,500.00	3,000.00	1,100.00	2,200.00	1,043.00	2,086.00	1,200.00	2,400.00
114	TREE PRUNING	2 EA	550.00	1,100.00	400.00	800.00	401.00	802.00	500.00	1,000.00

<i>Project Number:</i> 2015053			<i>Engineer's Estimate</i>		Bacon Concrete Inc		William Winkler Company		Cameron-Reilly	
<i>Item No</i>	<i>Bid Item Description</i>	<i>Estimated Quantity</i>	<i>Unit Price</i>	<i>Amount</i>	<i>Unit Price</i>	<i>Amount</i>	<i>Unit Price</i>	<i>Amount</i>	<i>Unit Price</i>	<i>Amount</i>
<i>Schedule Description</i>					<i>Tax Classification</i>					
<i>Schedule 01</i>										
115	REMOVE EXISTING CURB	520 LF	10.00	5,200.00	12.00	6,240.00	9.30	4,836.00	10.00	5,200.00
116	REMOVE CEMENT CONCRETE SIDEWALK AND DRIVEWAY	125 SY	17.00	2,125.00	15.00	1,875.00	29.00	3,625.00	20.00	2,500.00
117	REMOVE MANHOLE, CATCH BASIN OR DRYWELL	2 EA	550.00	1,100.00	700.00	1,400.00	876.50	1,753.00	1,000.00	2,000.00
118	REMOVE EXISTING <12 IN. DIAMETER PIPE	65 LF	10.00	650.00	25.00	1,625.00	45.60	2,964.00	25.00	1,625.00
119	SAWCUTTING CURB	20 EA	30.00	600.00	20.00	400.00	30.00	600.00	50.00	1,000.00
120	SAWCUTTING RIGID PAVEMENT	700 LFI	1.50	1,050.00	2.00	1,400.00	3.65	2,555.00	1.00	700.00
121	SAWCUTTING FLEXIBLE PAVEMENT	5000 LFI	1.00	5,000.00	0.35	1,750.00	1.05	5,250.00	1.00	5,000.00
122	CONTROLLED DENSITY FILL	10 CY	70.00	700.00	115.00	1,150.00	188.50	1,885.00	200.00	2,000.00
123	CRUSHED SURFACING TOP COURSE	100 CY	60.00	6,000.00	85.00	8,500.00	90.60	9,060.00	100.00	10,000.00
124	CSTC FOR SIDEWALK AND DRIVEWAYS	25 CY	100.00	2,500.00	85.00	2,125.00	103.00	2,575.00	100.00	2,500.00
125	HMA FOR PAVEMENT REPAIR CL 1/2 IN PG 70-28 6 INCH THICK	610 SY	80.00	48,800.00	50.90	31,049.00	44.90	27,389.00	47.00	28,670.00
126	PAVEMENT REPAIR EXCAVATION INCL. HAUL	775 SY	30.00	23,250.00	29.00	22,475.00	14.60	11,315.00	35.00	27,125.00
127	CATCH BASIN TYPE 1	2 EA	2,000.00	4,000.00	2,600.00	5,200.00	2,480.00	4,960.00	2,300.00	4,600.00
128	RETROFIIT SURFACE INLET CATCH BASIN WITH FRAME & BI-DIRECTIONAL VANED GRATE	1 EA	900.00	900.00	1,050.00	1,050.00	928.00	928.00	1,500.00	1,500.00
129	CLEANING EXISTING DRAINAGE STRUCTURE	2 EA	500.00	1,000.00	480.00	960.00	294.50	589.00	300.00	600.00
130	TRENCH SAFETY SYSTEM	1 LS	*****	1,000.00	*****	500.00	*****	316.00	*****	350.00
131	CATCH BASIN DUCTILE IRON SEWER PIPE 8 IN. DIAM.	110 LF	50.00	5,500.00	62.00	6,820.00	51.90	5,709.00	65.00	7,150.00
132	TEMPORARY ADJACENT UTILITY SUPPORT	1 LS	*****	500.00	*****	1,200.00	*****	1,281.00	*****	750.00

<i>Project Number:</i> 2015053			<i>Engineer's Estimate</i>		Bacon Concrete Inc		William Winkler Company		Cameron-Reilly	
<i>Item No</i>	<i>Bid Item Description</i>	<i>Estimated Quantity</i>	<i>Unit Price</i>	<i>Amount</i>	<i>Unit Price</i>	<i>Amount</i>	<i>Unit Price</i>	<i>Amount</i>	<i>Unit Price</i>	<i>Amount</i>
<i>Schedule Description</i>					<i>Tax Classification</i>					
<i>Schedule 01</i>										
133	CLEANING EXISTING SANITARY SEWER	1 EA	500.00	500.00	480.00	480.00	589.00	589.00	500.00	500.00
134	CONNECT 8 IN. DIAMETER PIPE TO EXISTING CATCH BASIN, DRYWELL, OR MANHOLE	1 EA	500.00	500.00	450.00	450.00	638.00	638.00	850.00	850.00
135	CONNECT 8 IN. DIAM. SEWER PIPE TO EXISTING SEWER PIPE	1 EA	500.00	500.00	450.00	450.00	493.00	493.00	650.00	650.00
136	ESC LEAD	1 LS	*****	1,000.00	*****	500.00	*****	770.00	*****	750.00
137	INLET PROTECTION	7 EA	75.00	525.00	100.00	700.00	130.00	910.00	100.00	700.00
138	TOPSOIL TYPE A, 2 INCH THICK	285 SY	15.00	4,275.00	14.50	4,132.50	6.25	1,781.25	8.50	2,422.50
139	SOD INSTALLATION	285 SY	15.00	4,275.00	16.20	4,617.00	12.50	3,562.50	20.00	5,700.00
140	4 IN. PVC IRRIGATION SLEEVE	40 LF	40.00	1,600.00	10.00	400.00	15.30	612.00	15.00	600.00
141	REMOVE AND REPLACE EXISTING SPRINKLER HEADS AND LINES	1 LS	*****	2,500.00	*****	3,200.00	*****	1,351.00	*****	7,500.50
142	CEMENT CONCRETE CURB	560 LF	30.00	16,800.00	24.50	13,720.00	33.40	18,704.00	27.00	15,120.00
143	CEMENT CONCRETE DRIVEWAY	14 SY	100.00	1,400.00	80.00	1,120.00	90.50	1,267.00	100.00	1,400.00
144	CEMENT CONCRETE DRIVEWAY TRANSITION	6 SY	100.00	600.00	80.00	480.00	104.00	624.00	100.00	600.00
145	CEMENT CONC. SIDEWALK	170 SY	60.00	10,200.00	54.00	9,180.00	89.40	15,198.00	65.00	11,050.00
146	RAMP DETECTABLE WARNING	80 SF	22.00	1,760.00	25.00	2,000.00	20.00	1,600.00	20.00	1,600.00
147	SIGNING, PERMANENT	1 LS	*****	23,000.00	*****	23,600.00	*****	23,285.00	*****	22,910.00
148	REMOVAL OF EXISTING PAVEMENT MARKINGS	4440 SF	4.00	17,760.00	3.00	13,320.00	3.00	13,320.00	2.25	9,990.00
149	PAVEMENT MARKING - DURABLE HEAT APPLIED	2400 SF	10.00	24,000.00	10.50	25,200.00	10.40	24,960.00	10.25	24,600.00
150	PAVEMENT MARKING - DURABLE	5710 SF	7.00	39,970.00	4.60	26,266.00	4.55	25,980.50	6.00	34,260.00
151	PAVEMENT MARKING - PAINT	700 SF	1.00	700.00	1.85	1,295.00	1.80	1,260.00	3.00	2,100.00

<i>Project Number:</i> 2015053			<i>Engineer's Estimate</i>		Bacon Concrete Inc		William Winkler Company		Cameron-Reilly	
<i>Item No</i>	<i>Bid Item Description</i>	<i>Estimated Quantity</i>	<i>Unit Price</i>	<i>Amount</i>	<i>Unit Price</i>	<i>Amount</i>	<i>Unit Price</i>	<i>Amount</i>	<i>Unit Price</i>	<i>Amount</i>

Schedule Description

Tax Classification

Schedule 01

152	WORD AND SYMBOL MARKINGS - DURABLE HEAT APPLIED	21 EA	200.00	4,200.00	150.00	3,150.00	149.50	3,139.50	225.00	4,725.00
153	TEMPORARY PAVEMENT MARKING	1 LS	*****	1,000.00	*****	6,000.00	*****	6,419.00	*****	1,500.00
<i>Schedule Totals</i>				350,681.00		319,604.50		320,942.75		331,331.00

Project Number: 2015053			Engineer's Estimate		T LaRiviere Equipment & Excavation Inc.					
Item No	Bid Item Description	Estimated Quantity	Unit Price	Amount	Unit Price	Amount	Unit Price	Amount	Unit Price	Amount
Schedule Description					Tax Classification					
Schedule 01										
101	REIMBURSEMENT FOR THIRD PARTY DAMAGE	1 EST	1.00	1.00	1.00	1.00	0.00	0.00	0.00	0.00
102	SPCC PLAN	1 LS	*****	600.00	*****	2,200.00	*****	0.00	*****	0.00
103	REFERENCE AND REESTABLISH SURVEY MONUMENT	1 EA	400.00	400.00	3,500.00	3,500.00	0.00	0.00	0.00	0.00
104	CLASSIFICATION AND PROTECTION OF SURVEY MONUMENTS	1 LS	*****	2,500.00	*****	4,500.00	*****	0.00	*****	0.00
105	MOBILIZATION	1 LS	*****	21,000.00	*****	35,000.00	*****	0.00	*****	0.00
106	PROJECT TEMPORARY TRAFFIC CONTROL	1 LS	*****	40,000.00	*****	35,000.00	*****	0.00	*****	0.00
107	SPECIAL SIGNS	30 SF	18.00	540.00	15.00	450.00	0.00	0.00	0.00	0.00
108	SEQUENTIAL ARROW SIGN	2000 HR	4.00	8,000.00	5.00	10,000.00	0.00	0.00	0.00	0.00
109	PORTABLE CHANGEABLE MESSAGE SIGN	700 HR	5.00	3,500.00	8.00	5,600.00	0.00	0.00	0.00	0.00
110	TYPE III BARRICADE	26 EA	75.00	1,950.00	55.00	1,430.00	0.00	0.00	0.00	0.00
111	AIR OR HYDRO EXCAVATION	1 EA	650.00	650.00	1,000.00	1,000.00	0.00	0.00	0.00	0.00
112	TREE PROTECTION ZONE	1 EA	500.00	500.00	1,000.00	1,000.00	0.00	0.00	0.00	0.00
113	REMOVE TREE CLASS II	2 EA	1,500.00	3,000.00	1,000.00	2,000.00	0.00	0.00	0.00	0.00
114	TREE PRUNING	2 EA	550.00	1,100.00	450.00	900.00	0.00	0.00	0.00	0.00
115	REMOVE EXISTING CURB	520 LF	10.00	5,200.00	11.00	5,720.00	0.00	0.00	0.00	0.00
116	REMOVE CEMENT CONCRETE SIDEWALK AND DRIVEWAY	125 SY	17.00	2,125.00	12.00	1,500.00	0.00	0.00	0.00	0.00
117	REMOVE MANHOLE, CATCH BASIN OR DRYWELL	2 EA	550.00	1,100.00	450.00	900.00	0.00	0.00	0.00	0.00
118	REMOVE EXISTING <12 IN. DIAMETER PIPE	65 LF	10.00	650.00	5.00	325.00	0.00	0.00	0.00	0.00
119	SAWCUTTING CURB	20 EA	30.00	600.00	45.00	900.00	0.00	0.00	0.00	0.00

<i>Project Number:</i> 2015053			<i>Engineer's Estimate</i>		T LaRiviere Equipment & Excavation Inc.					
<i>Item No</i>	<i>Bid Item Description</i>	<i>Estimated Quantity</i>	<i>Unit Price</i>	<i>Amount</i>	<i>Unit Price</i>	<i>Amount</i>	<i>Unit Price</i>	<i>Amount</i>	<i>Unit Price</i>	<i>Amount</i>
<i>Schedule Description</i>					<i>Tax Classification</i>					
<i>Schedule 01</i>										
120	SAWCUTTING RIGID PAVEMENT	700 LFI	1.50	1,050.00	2.00	1,400.00	0.00	0.00	0.00	0.00
121	SAWCUTTING FLEXIBLE PAVEMENT	5000 LFI	1.00	5,000.00	0.65	3,250.00	0.00	0.00	0.00	0.00
122	CONTROLLED DENSITY FILL	10 CY	70.00	700.00	185.00	1,850.00	0.00	0.00	0.00	0.00
123	CRUSHED SURFACING TOP COURSE	100 CY	60.00	6,000.00	35.00	3,500.00	0.00	0.00	0.00	0.00
124	CSTC FOR SIDEWALK AND DRIVEWAYS	25 CY	100.00	2,500.00	100.00	2,500.00	0.00	0.00	0.00	0.00
125	HMA FOR PAVEMENT REPAIR CL 1/2 IN PG 70-28 6 INCH THICK	610 SY	80.00	48,800.00	50.00	30,500.00	0.00	0.00	0.00	0.00
126	PAVEMENT REPAIR EXCAVATION INCL. HAUL	775 SY	30.00	23,250.00	15.00	11,625.00	0.00	0.00	0.00	0.00
127	CATCH BASIN TYPE 1	2 EA	2,000.00	4,000.00	2,800.00	5,600.00	0.00	0.00	0.00	0.00
128	RETROFIIT SURFACE INLET CATCH BASIN WITH FRAME & BI-DIRECTIONAL VANED GRATE	1 EA	900.00	900.00	3,000.00	3,000.00	0.00	0.00	0.00	0.00
129	CLEANING EXISTING DRAINAGE STRUCTURE	2 EA	500.00	1,000.00	400.00	800.00	0.00	0.00	0.00	0.00
130	TRENCH SAFETY SYSTEM	1 LS	*****	1,000.00	*****	1,500.00	*****	0.00	*****	0.00
131	CATCH BASIN DUCTILE IRON SEWER PIPE 8 IN. DIAM.	110 LF	50.00	5,500.00	100.00	11,000.00	0.00	0.00	0.00	0.00
132	TEMPORARY ADJACENT UTILITY SUPPORT	1 LS	*****	500.00	*****	2,500.00	*****	0.00	*****	0.00
133	CLEANING EXISTING SANITARY SEWER	1 EA	500.00	500.00	3,500.00	3,500.00	0.00	0.00	0.00	0.00
134	CONNECT 8 IN. DIAMETER PIPE TO EXISTING CATCH BASIN, DRYWELL, OR MANHOLE	1 EA	500.00	500.00	225.00	225.00	0.00	0.00	0.00	0.00
135	CONNECT 8 IN. DIAM. SEWER PIPE TO EXISTING SEWER PIPE	1 EA	500.00	500.00	4,500.00	4,500.00	0.00	0.00	0.00	0.00
136	ESC LEAD	1 LS	*****	1,000.00	*****	500.00	*****	0.00	*****	0.00
137	INLET PROTECTION	7 EA	75.00	525.00	100.00	700.00	0.00	0.00	0.00	0.00

Project Number: 2015053			Engineer's Estimate		T LaRiviere Equipment & Excavation Inc.					
Item No	Bid Item Description	Estimated Quantity	Unit Price	Amount	Unit Price	Amount	Unit Price	Amount	Unit Price	Amount
Schedule Description				Tax Classification						
Schedule 01										
138	TOPSOIL TYPE A, 2 INCH THICK	285 SY	15.00	4,275.00	12.00	3,420.00	0.00	0.00	0.00	0.00
139	SOD INSTALLATION	285 SY	15.00	4,275.00	18.00	5,130.00	0.00	0.00	0.00	0.00
140	4 IN. PVC IRRIGATION SLEEVE	40 LF	40.00	1,600.00	8.00	320.00	0.00	0.00	0.00	0.00
141	REMOVE AND REPLACE EXISTING SPRINKLER HEADS AND LINES	1 LS	*****	2,500.00	*****	5,000.00	*****	0.00	*****	0.00
142	CEMENT CONCRETE CURB	560 LF	30.00	16,800.00	32.00	17,920.00	0.00	0.00	0.00	0.00
143	CEMENT CONCRETE DRIVEWAY	14 SY	100.00	1,400.00	57.00	798.00	0.00	0.00	0.00	0.00
144	CEMENT CONCRETE DRIVEWAY TRANSITION	6 SY	100.00	600.00	52.00	312.00	0.00	0.00	0.00	0.00
145	CEMENT CONC. SIDEWALK	170 SY	60.00	10,200.00	72.00	12,240.00	0.00	0.00	0.00	0.00
146	RAMP DETECTABLE WARNING	80 SF	22.00	1,760.00	22.00	1,760.00	0.00	0.00	0.00	0.00
147	SIGNING, PERMANENT	1 LS	*****	23,000.00	*****	23,000.00	*****	0.00	*****	0.00
148	REMOVAL OF EXISTING PAVEMENT MARKINGS	4440 SF	4.00	17,760.00	3.00	13,320.00	0.00	0.00	0.00	0.00
149	PAVEMENT MARKING - DURABLE HEAT APPLIED	2400 SF	10.00	24,000.00	10.00	24,000.00	0.00	0.00	0.00	0.00
150	PAVEMENT MARKING - DURABLE	5710 SF	7.00	39,970.00	5.00	28,550.00	0.00	0.00	0.00	0.00
151	PAVEMENT MARKING - PAINT	700 SF	1.00	700.00	2.00	1,400.00	0.00	0.00	0.00	0.00
152	WORD AND SYMBOL MARKINGS - DURABLE HEAT APPLIED	21 EA	200.00	4,200.00	150.00	3,150.00	0.00	0.00	0.00	0.00
153	TEMPORARY PAVEMENT MARKING	1 LS	*****	1,000.00	*****	4,500.00	*****	0.00	*****	0.00
Schedule Totals				350,681.00		345,196.00		0.00		0.00

Project Number *2015053* *Maxwell - Mission Avenue Lane Reduction*

	<i>SCHEDULE SUMMARY</i>								
	<i>Sched 1</i>	<i>Sched 2</i>	<i>Sched 3</i>	<i>Sched 4</i>	<i>Sched 5</i>	<i>Sched 6</i>	<i>Sched 7</i>	<i>Sched 8</i>	<i>Total</i>
<i>Engineer's Est</i>	350,681.00	0.00	0.00	0.00	0.00	0.00	0.00	0.00	350,681.00
Bacon Concrete Inc	319,604.50	0.00	0.00	0.00	0.00	0.00	0.00	0.00	319,604.50
William Winkler Compa	320,942.75	0.00	0.00	0.00	0.00	0.00	0.00	0.00	320,942.75
Cameron-Reilly	331,331.00	0.00	0.00	0.00	0.00	0.00	0.00	0.00	331,331.00
T LaRiviere Equipment	345,196.00	0.00	0.00	0.00	0.00	0.00	0.00	0.00	345,196.00

Low Bid Contractor: Bacon Concrete Inc

	<i>Contractor's Bid</i>	<i>Engineer's Estimate</i>	<i>% Variance</i>	
<i>Schedule 01</i>	<u>\$347,729.70</u>	<u>\$381,540.93</u>	<u>8.86</u>	% Under Estimate
<i>Bid Totals</i>	\$347,729.70	\$381,540.93	8.86	% Under Estimate

BRIEFING PAPER
Public Works Committee
Engineering Services
May 22, 2017

Subject:

Crestline Street Lane Reconfiguration (2015052)
Maxwell-Mission Avenue Lane Reconfiguration (2015053)

Background:

These projects revise lane striping on Maxwell-Mission Avenue and on Crestline Street (see exhibits below) from the current four lane configuration to a three lane configuration (one lane each direction plus center turn lane) which has been shown to have approximately the same capacity as a four lane configuration but with a better safety record. With this reconfiguration, there is room for bike lanes to also be included with the project.

Public Impact:

This work will require lane closures as the contractor performs the work.

Action:

This background information is provided for Council consideration. The Maxwell-Mission project is estimated to cost in the range of \$350,000, the Crestline project in the range of \$550,000. The Maxwell-Mission project will advertise in early June with bid opening in late June. The Crestline project will advertise in early July with bid opening in late July. We plan to put these projects on Council advanced agenda shortly after bid opening.

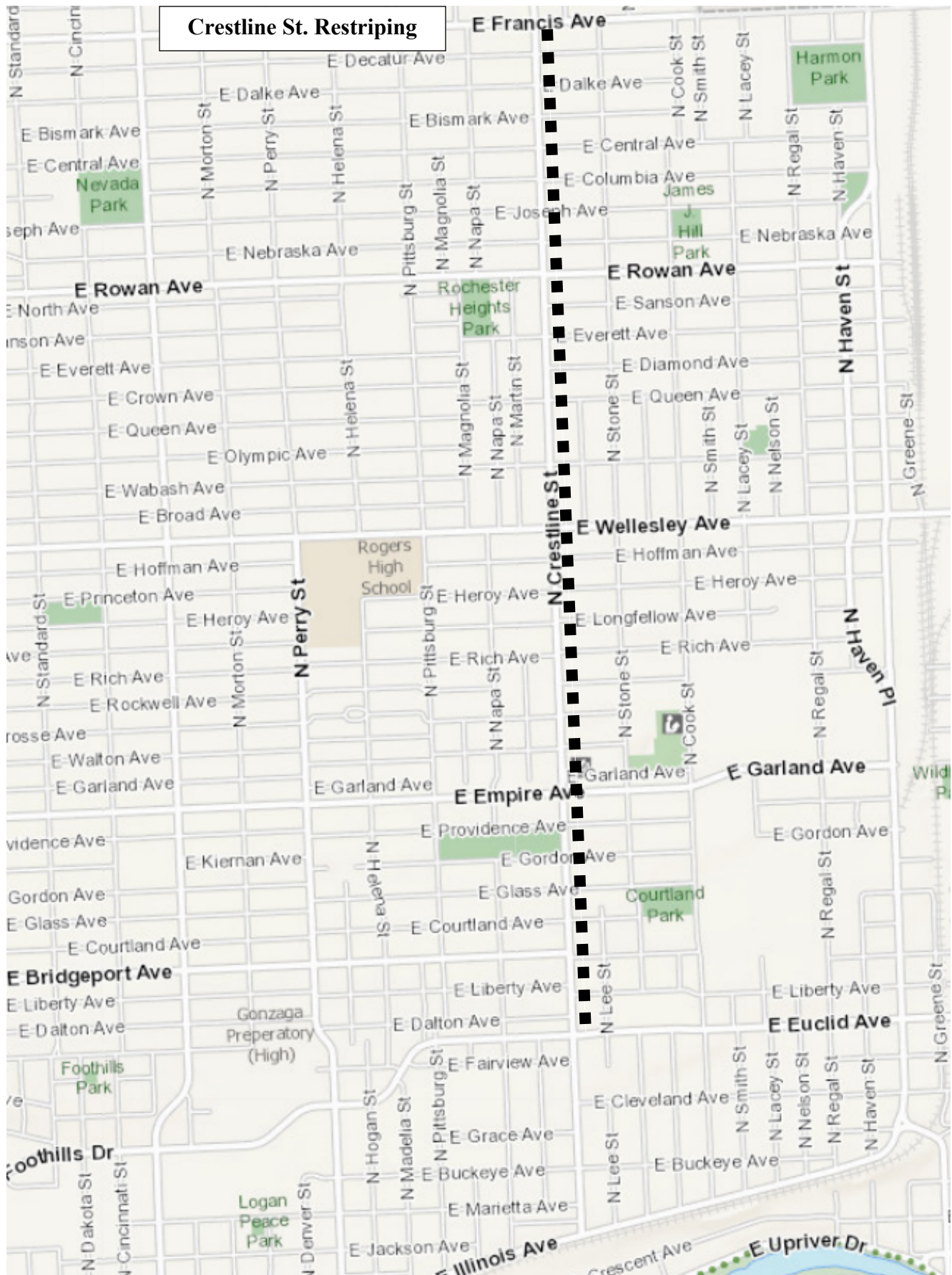
Funding

These projects are federally funded.

Maxwell-Mission Restriping



Crestline St. Restriping



**Agenda Sheet for City Council Meeting of:**

11/27/2017

Date Rec'd

11/21/2017

Clerk's File #

CPR 2017-0002

Renews #Submitting Dept

ACCOUNTING

Cross Ref #Contact Name/Phone

LEONARD DAVIS 625-6028

Project #Contact E-Mail

LDAVIS@SPOKANECITY.ORG

Bid #Agenda Item Type

Claim Item

Requisition #Agenda Item Name

5600-CLAIMS-2017

Agenda Wording

Report of the Mayor of pending claims & payments of previously approved obligations through: 11/17/17.
Total:\$ 3,672,906.05 with Parks & Library claims being approved by their respective boards. Claims excluding
Parks & Library Total:\$ 3,503,782.84

Summary (Background)

Pages 1-27 Check numbers: 543094 - 543256 ACH payment numbers: 44189 - 44351 On file for review in City
Clerks Office: 27 Page listing of Claims NOTE:

Fiscal Impact

Grant related?

Budget Account

Public Works? NO

Expense \$ 3,503,782.84

Various

Select \$

#

Select \$

#

Select \$

#

ApprovalsCouncil NotificationsDept Head

HUGHES, MICHELLE

Study SessionDivision Director

DUNIVANT, TIMOTHY

OtherFinance

DOVAL, MATTHEW

Distribution ListLegal

DALTON, PAT

For the Mayor

DUNIVANT, TIMOTHY

Additional ApprovalsPurchasing

REPORT: PG3620
SYSTEM: FMSAP
USER: MANAGER
RUN NO: 46

APPROVAL FUND SUMMARY

DATE: 11/20/17
TIME: 08:36
PAGE: 1

FUND	FUND NAME	AMOUNT
0100	GENERAL FUND	382,814.13
1100	STREET FUND	75,239.53
1200	CODE ENFORCEMENT FUND	7,624.49
1300	LIBRARY FUND	358.00
1350	PENSION CONTRIBUTIONS FUND	415.54
1360	MISCELLANEOUS GRANTS FUND	0.00
1380	TRAFFIC CALMING MEASURES	9,207.96
1400	PARKS AND RECREATION FUND	1,967.62
1450	UNDER FREEWAY PARKING FUND	6.39
1460	PARKING METER REVENUE FUND	5,016.69
1510	SPOKANE RGL EMERG COM SYS	61.61
1540	HUMAN SERVICES GRANTS FUND	22,844.45
1541	CONTINUUM OF CARE	0.00
1570	INTERMODAL FACILITY OPERATION	19.18
1590	HOTEL/MOTEL TAX FUND	156.63
1610	REAL ESTATE EXCISE TAX FUND	172.61
1630	COMBINED COMMUNICATIONS CENTER	2,169.79
1640	COMMUNICATIONS BLDG M&O FUND	4,915.03
1680	CD/HS OPERATIONS	949.34
1690	COMM DEVELOPMENT BLOCK GRANTS	0.00
1695	CDBG REVOLVING LOAN FUND	1,406.82
1910	CRIMINAL JUSTICE ASSISTANCE FD	207.77
1940	CHANNEL FIVE EQUIPMENT RESERVE	9.59
1950	PARK CUMULATIVE RESERVE FUND	22.38
1970	FIRE/EMS FUND	83,187.36
1980	DEFINED CONTRIBUTION ADMIN FND	13,753.20
3200	ARTERIAL STREET FUND	708,909.87
3346	UTGO 2015 PARKS	4,074.56
3403	LTGO 2003B STREET	73.52
3404	2004 UTGO STREET BONDS	358.00
3499	CAPITAL IMPROVEMENTS 1999	6.39
3502	UNIVERSITY DISTRICT LRF	17,500.00
4100	WATER DIVISION	155,593.23
4250	INTEGRATED CAPITAL MANAGEMENT	56,900.39
4300	SEWER FUND	189,162.34
4340	WATER/WW REVENUE BOND FUND	600,232.87
4480	SOLID WASTE FUND	5,721.99
4490	SOLID WASTE DISPOSAL	18,241.49
4600	GOLF FUND	134.25
4700	DEVELOPMENT SVCS CENTER	333.34
5100	FLEET SERVICES FUND	6,919.52
5200	PUBLIC WORKS AND UTILITIES	1,713.63
5300	IT FUND	215,221.45
5310	IT CAPITAL REPLACEMENT FUND	9,670.37
5400	REPROGRAPHICS FUND	7,823.46
5600	ACCOUNTING SERVICES	153.43
5700	MY SPOKANE	31.96
5800	RISK MANAGEMENT FUND	14,251.04
5810	WORKERS' COMPENSATION FUND	3,442.17
5820	UNEMPLOYMENT COMPENSATION FUND	25.57
5830	EMPLOYEES BENEFITS FUND	643,041.49
5900	ASSET MANAGEMENT FUND OPS	25,398.02
5901	ASSET MANAGEMENT FUND CAPITAL	4,974.81

REPORT: PG3620
SYSTEM: FMSAP
USER: MANAGER
RUN NO: 46

APPROVAL FUND SUMMARY

DATE: 11/20/17
TIME: 08:36
PAGE: 2

FUND	FUND NAME	AMOUNT
----	-----	-----
6060	EMPLOYEES' RETIREMENT FUND	1,112.36
6070	FIREFIGHTERS' PENSION FUND	71,119.15
6080	POLICE PENSION FUND	40,403.30
6730	PARKING & BUSINESS IMPROV DIST	88,712.76

	TOTAL:	3,503,782.84

REPORT: PG3630
SYSTEM: FMSAP
USER: MANAGER
RUN NO: 46

DATE: 11/20/17
TIME:
PAGE: 1

HONORABLE MAYOR
AND COUNCIL MEMBERS

11/20/17
PAGE 2

PROCESSING OF VOUCHERS RESULTS IN CLAIMS AS FOLLOWS:

0020 - NONDEPARTMENTAL

FEDEX FREIGHT INC ATTN: JENNIFER JONES, MST	OTHR BUS REGISTRATIONS/PERMITS CHECK NO. - 00543135	1,240.00
RL SPOKANE LLC ATTN: JULIE LANGENHEIM	OTHR BUS REGISTRATIONS/PERMITS CHECK NO. - 00543098	3,300.00
TOTAL FOR 0020 - NONDEPARTMENTAL		4,540.00

0030 - POLICE OMBUDSMAN

COPIERS NORTHWEST INC	OPERATING RENTALS/LEASES ACH PMT NO. - 80044235	254.76
KIRKPATRICK & STARTZEL P.S.	LEGAL SERVICES ACH PMT NO. - 80044338	986.00
T-MOBILE	CELL PHONE CHECK NO. - 00543154	113.50
TOTAL FOR 0030 - POLICE OMBUDSMAN		1,354.26

0100 - GENERAL FUND

CRAIG MEIDL OR JUSTIN LUNDGREN CRAIG MEIDL TRUSTEE	PETTY CASH-POLICE CHECK NO. - 00543124	2,500.00
MANDI DECKER 1318 S MCCLELLAN ST	DEPOSIT - RESTITUTION CHECK NO. - 00543100	100.00
MUNICIPAL COURT IMPREST FUND	PETTY CASH-MUNICIPAL COURT CHECK NO. - 00543122	600.00
SPOKANE COUNTY TREASURER	DEPOSIT-COUNTY ACH PMT NO. - 80044278	9,895.50
SPOKANE NEIGHBORHOOD ACTION PARTNERS	GRANT CASH PASS THRU ACCOUNT ACH PMT NO. - 80044343	49,362.17
SPOKANE PUBLIC SCHOOLS	GRANT CASH PASS THRU ACCOUNT ACH PMT NO. - 80044315	11,699.09
TRANSITIONS DBA TRANSITIONAL PROGRAMS FOR WOMEN	GRANT CASH PASS THRU ACCOUNT ACH PMT NO. - 80044347	1,735.35
US BANK TRAVEL CARD	TRAVEL CARD ADVANCE PYMT ACH PMT NO. - 80044318	44,248.04
VOLUNTEERS OF AMERICA OF EASTERN WA & N IDAHO	GRANT CASH PASS THRU ACCOUNT ACH PMT NO. - 80044348	15,708.96
WA STATE TREASURER	DEPOSIT-STATE BLDG CODE FEE CHECK NO. - 00543156	1,774.00

HONORABLE MAYOR
AND COUNCIL MEMBERS

11/20/17
PAGE 3

PROCESSING OF VOUCHERS RESULTS IN CLAIMS AS FOLLOWS:

TOTAL FOR 0100 - GENERAL FUND	137,623.11
-------------------------------	------------

0230 - CIVIL SERVICE

ASSESSMENT SYSTEMS CORP	CONTRACTUAL SERVICES ACH PMT NO. - 80044192	9,824.50
COPIERS NORTHWEST INC	OPERATING RENTALS/LEASES ACH PMT NO. - 80044235	228.95
TOTAL FOR 0230 - CIVIL SERVICE		10,053.45

0260 - CITY CLERK

DEVRIES INFORMATION MANAGEMENT	MISC SERVICES/CHARGES ACH PMT NO. - 80044240	4.48
NORTHWEST VITAL RECORDS CENTER INC	CONTRACTUAL SERVICES ACH PMT NO. - 80044205	7,100.90
TOTAL FOR 0260 - CITY CLERK		7,105.38

0300 - HUMAN SERVICES

SPOKANE NEIGHBORHOOD ACTION PARTNERS	CONTRACTUAL SERVICES ACH PMT NO. - 80044343	1,532.78
TRANSITIONS DBA TRANSITIONAL PROGRAMS FOR WOMEN	CONTRACTUAL SERVICES ACH PMT NO. - 80044347	1,412.15
VOLUNTEERS OF AMERICA OF EASTERN WA & N IDAHO	CONTRACTUAL SERVICES ACH PMT NO. - 80044348	2,067.74
WEST CENTRAL COMMUNITY DEVELOPMENT ASSOCIATION INC	CONTRACTUAL SERVICES ACH PMT NO. - 80044350	545.10
YWCA	CONTRACTUAL SERVICES ACH PMT NO. - 80044351	8,289.22
TOTAL FOR 0300 - HUMAN SERVICES		13,846.99

0320 - COUNCIL

LUKE ESSER	PROFESSIONAL SERVICES ACH PMT NO. - 80044242	2,500.00
TOTAL FOR 0320 - COUNCIL		2,500.00

0330 - PUBLIC AFFAIRS/COMMUNICATIONS

HONORABLE MAYOR 11/20/17
AND COUNCIL MEMBERS PAGE 4

PROCESSING OF VOUCHERS RESULTS IN CLAIMS AS FOLLOWS:

FEDERAL EXPRESS CORP/DBA FEDEX	POSTAGE ACH PMT NO. - 80044301	11.26
TOTAL FOR 0330 - PUBLIC AFFAIRS/COMMUNICATIONS		11.26

0350 - COMMUNITY CENTERS

DIVCO INC	CONTRACTUAL SERVICES	
	ACH PMT NO. - 80044199	9,264.25
SOUTHWEST SPOKANE COMMUNITY CENTER	CONTRACTUAL SERVICES	
	ACH PMT NO. - 80044313	3,091.71
TOTAL FOR 0350 - COMMUNITY CENTERS		12,355.96

0500 - LEGAL

CHRISTOPHER W BRANDT	WITNESS FEES	
7719 W TUCANNON	CHECK NO. - 00543103	17.06
COPIERS NORTHWEST INC	OPERATING RENTALS/LEASES	
	ACH PMT NO. - 80044235	372.07
DEVRIES INFORMATION MANAGEMENT	MISC SERVICES/CHARGES	
	ACH PMT NO. - 80044240	13.44
EASTERN WASHINGTON ATTORNEY SERVICES INC	LEGAL SERVICES	
	CHECK NO. - 00543121	50.00
JOHN C BERGSTEBT	WITNESS FEES	
4117 W SUTHERLIN	CHECK NO. - 00543104	16.42
MARGARET HARRINGTON	CLE TRAVEL	
	ACH PMT NO. - 80044285	133.55
STEPHEN L MUTO	WITNESS FEES	
PO BOX 10575	CHECK NO. - 00543105	12.89
TOTAL FOR 0500 - LEGAL		615.43

0550 - NEIGHBORHOOD SERVICES

ALICIA D AYARS	OTHER MISC CHARGES	
	ACH PMT NO. - 80044284	76.99
BEMISS NEIGHBORHOOD COUNCIL	OTHER MISC CHARGES	
ORG OF NE SPOKANE BEMISS	CHECK NO. - 00543102	346.00
WA STATE DEPT OF REVENUE	OTHER MISC CHARGES	
	-	30.45
TOTAL FOR 0550 - NEIGHBORHOOD SERVICES		453.44

HONORABLE MAYOR
AND COUNCIL MEMBERS

11/20/17
PAGE 5

PROCESSING OF VOUCHERS RESULTS IN CLAIMS AS FOLLOWS:

0560 - MUNICIPAL COURT

COPIERS NORTHWEST INC	OPERATING RENTALS/LEASES	
	ACH PMT NO. - 80044235	930.51
SPOKANE COUNTY TREASURER	SPECIAL ASSESSMENT	
	ACH PMT NO. - 80044278	550.00
WA STATE TREASURER	AUTO THEFT PREVENTION	
	CHECK NO. - 00543156	5,856.48

WA STATE TREASURER	BLOOD/BREATH TEST FEE CHECK NO. - 00543156	158.89
WA STATE TREASURER	DEATH INVESTIGATIONS CHECK NO. - 00543156	284.06
WA STATE TREASURER	HIGHWAY SAFETY CHECK NO. - 00543156	500.48
WA STATE TREASURER	JIS ACCOUNT CHECK NO. - 00543156	15,641.11
WA STATE TREASURER	JUDICIAL STABILIZATION ACCT 56 CHECK NO. - 00543156	22.49
WA STATE TREASURER	PSEA (SHB 1869) CHECK NO. - 00543156	23,684.39
WA STATE TREASURER	PSEA3 CHECK NO. - 00543156	767.82
WA STATE TREASURER	SCHOOL ZONE SAFETY CHECK NO. - 00543156	399.07
WA STATE TREASURER	SPECIAL ASSESSMENT CHECK NO. - 00543156	42,611.92
WA STATE TREASURER	TRAUMATIC BRAIN INJ/TRAUMA CHECK NO. - 00543156	4,173.20
WA STATE TREASURER	VEHICLE LICENSE FRAUD CHECK NO. - 00543156	6.95
WA STATE TREASURER	WSP HIGHWAY CHECK NO. - 00543156	1,607.49

TOTAL FOR 0560 - MUNICIPAL COURT	-----	97,194.86
----------------------------------	-------	-----------

0570 - OFFICE OF HEARING EXAMINER

BRIAN MCGINN	CLE TRAVEL ACH PMT NO. - 80044223	210.64
BRIAN MCGINN	OTHER TRANSPORTATION EXPENSES ACH PMT NO. - 80044223	107.00

HONORABLE MAYOR AND COUNCIL MEMBERS	11/20/17 PAGE 6
--	--------------------

PROCESSING OF VOUCHERS RESULTS IN CLAIMS AS FOLLOWS:

VERIZON WIRELESS BELLEVUE	CELL PHONE ACH PMT NO. - 80044320	57.85
---------------------------	--------------------------------------	-------

TOTAL FOR 0570 - OFFICE OF HEARING EXAMINER	-----	375.49
---	-------	--------

0620 - HUMAN RESOURCES

DEVRIES INFORMATION MANAGEMENT	MISC SERVICES/CHARGES ACH PMT NO. - 80044240	8.96
--------------------------------	---	------

TOTAL FOR 0620 - HUMAN RESOURCES	-----	8.96
----------------------------------	-------	------

0680 - POLICE

ADVANCED FIRE SYSTEMS INC	BUILDING REPAIRS/MAINTENANCE CHECK NO. - 00543118	255.00
CASCADE ENGINEERING SERVICES INC	EQUIPMENT REPAIRS/MAINTENANCE ACH PMT NO. - 80044290	598.73
CITY OF LIBERTY LAKE	OTHER INTERGOVT SERVICES CHECK NO. - 00543237	17,090.95
CITY OF LIBERTY LAKE	SPOKANE COUNTY MISC SERVICES CHECK NO. - 00543237	3,728.90
COPIERS NORTHWEST INC	EQUIPMENT REPAIRS/MAINTENANCE ACH PMT NO. - 80044294	48.96
CW NIELSEN MFG CORP	OPERATING SUPPLIES ACH PMT NO. - 80044237	783.36
DATABANK IMX LLC	ADVISORY TECHNICAL SERVICE ACH PMT NO. - 80044197	9,715.00
DEVRIES INFORMATION MANAGEMENT	MISC SERVICES/CHARGES ACH PMT NO. - 80044263	85.12
FIKES NORTHWEST INC/DIV OF VIKING LOGIC INC	OPERATING SUPPLIES ACH PMT NO. - 80044264	88.11
GALLS LLC	CLOTHING ACH PMT NO. - 80044302	198.51
GALLS LLC	OPERATING SUPPLIES ACH PMT NO. - 80044244	129.81
GRAINGER INC	OPERATING SUPPLIES ACH PMT NO. - 80044265	978.49
GUNARAMA WHOLESALE INC	OPERATING SUPPLIES ACH PMT NO. - 80044266	42.16
MARK BURBRIDGE	OTHER TRANSPORTATION EXPENSES CHECK NO. - 00543131	34.53

HONORABLE MAYOR
AND COUNCIL MEMBERS

11/20/17
PAGE 7

PROCESSING OF VOUCHERS RESULTS IN CLAIMS AS FOLLOWS:

PMG PHC	MEDICAL SERVICES CHECK NO. - 00543149	295.00
SENSKE PEST CONTROL SENSKE LAWN & TREE CARE	LANDSCAPE/GROUNDS MAINT ACH PMT NO. - 80044342	326.40
SHI CORP	SOFTWARE MAINTENANCE ACH PMT NO. - 80044210	1,294.82
SPOKANE COUNTY TREASURER	SPOKANE COUNTY MISC SERVICES ACH PMT NO. - 80044278	22,776.57
STACY L CARR	REGISTRATION/SCHOOLING CHECK NO. - 00543132	60.00
UNITED PARCEL SERVICE	POSTAGE CHECK NO. - 00543155	43.00
VERIZON WIRELESS BELLEVUE	CELL PHONE	

	ACH PMT NO. - 80044281	14,483.52
VERIZON WIRELESS BELLEVUE	MOBILE BROADBAND	
	ACH PMT NO. - 80044281	14,719.75
VERIZON WIRELESS BELLEVUE	SMART PHONES, IPAD, TABLETS	
	ACH PMT NO. - 80044281	200.00-
TOTAL FOR 0680 - POLICE		87,576.69
0690 - PROBATION SERVICES		

FEDERAL EXPRESS CORP/DBA FEDEX	POSTAGE	
	ACH PMT NO. - 80044301	44.46
TOTAL FOR 0690 - PROBATION SERVICES		44.46
0700 - PUBLIC DEFENDER		

CHARLES R DELGADO	LEGAL SERVICES	
DBA DELGADO INVESTIGATIONS LLC	ACH PMT NO. - 80044297	2,044.25
COPIERS NORTHWEST INC	OPERATING RENTALS/LEASES	
	ACH PMT NO. - 80044235	317.64
FIKES NORTHWEST INC/DIV OF	OPERATING SUPPLIES	
VIKING LOGIC INC	ACH PMT NO. - 80044243	6.78
FRANCIS ADEWALE	PARKING/TOLLS (LOCAL)	
	CHECK NO. - 00543095	42.50
LARRY TANGEN	LEGAL SERVICES	
	ACH PMT NO. - 80044346	299.00
MATTHEW BENDER & CO INC	PUBLICATIONS	
DBA LEXIS NEXIS MATTHEW BENDER	ACH PMT NO. - 80044271	29.92
HONORABLE MAYOR		11/20/17
AND COUNCIL MEMBERS		PAGE 8
PROCESSING OF VOUCHERS RESULTS IN CLAIMS AS FOLLOWS:		
TOTAL FOR 0700 - PUBLIC DEFENDER		2,740.09
0970 - INTERNAL SERVICE CHARGES		

OFFICE OF STATE AUDITOR	STATE AUDIT CHARGES	
WASHINGTON STATE	CHECK NO. - 00543242	4,414.30
TOTAL FOR 0970 - INTERNAL SERVICE CHARGES		4,414.30
1100 - STREET FUND		

AVISTA UTILITIES	UTILITY LIGHT/POWER SERVICE	
	ACH PMT NO. - 80044230	23,888.49
BACON CONCRETE INC	CONTRACTUAL SERVICES	
	ACH PMT NO. - 80044323	49,847.25
COPIERS NORTHWEST INC	OPERATING RENTALS/LEASES	
	ACH PMT NO. - 80044235	509.95

NORCO INC	OPERATING SUPPLIES	
	ACH PMT NO. - 80044252	4.05
NORTHWEST INDUSTRIAL SERVICES	OPERATING RENTALS/LEASES	
DBA AMERICAN ON SITE SERVICES	ACH PMT NO. - 80044229	143.94
OFFICE OF STATE AUDITOR	STATE AUDIT CHARGES	
WASHINGTON STATE	CHECK NO. - 00543242	783.13
STREET DEPT IMPREST FUND	OPERATING SUPPLIES	
	CHECK NO. - 00543125	37.56
WHITWORTH WATER DISTRICT NO 2	PUBLIC UTILITY SERVICE	
	CHECK NO. - 00543128	25.16
TOTAL FOR 1100 - STREET FUND		75,239.53

1200 - CODE ENFORCEMENT FUND

CARRIE L PAETSCH	CONTRACTUAL SERVICES	
DBA NORTH COUNTRY SERVICES	ACH PMT NO. - 80044339	5,309.96
CRITTER CONTROL OF GREATER	CONTRACTUAL SERVICES	
SPOKANE	ACH PMT NO. - 80044236	287.00
KEYSTONE LAWN & TREE CARE	CONTRACTUAL SERVICES	
	ACH PMT NO. - 80044307	1,553.65
OFFICE OF STATE AUDITOR	STATE AUDIT CHARGES	
WASHINGTON STATE	CHECK NO. - 00543242	73.52
VERIZON WIRELESS BELLEVUE	CELL PHONE	
	ACH PMT NO. - 80044281	160.30

HONORABLE MAYOR
AND COUNCIL MEMBERS

11/20/17
PAGE 9

PROCESSING OF VOUCHERS RESULTS IN CLAIMS AS FOLLOWS:

VERIZON WIRELESS BELLEVUE	IT/DATA SERVICES	
	ACH PMT NO. - 80044281	240.06
TOTAL FOR 1200 - CODE ENFORCEMENT FUND		7,624.49

1300 - LIBRARY FUND

OFFICE OF STATE AUDITOR	STATE AUDIT CHARGES	
WASHINGTON STATE	CHECK NO. - 00543242	358.00
TOTAL FOR 1300 - LIBRARY FUND		358.00

1350 - PENSION CONTRIBUTIONS FUND

OFFICE OF STATE AUDITOR	STATE AUDIT CHARGES	
WASHINGTON STATE	CHECK NO. - 00543242	415.54
TOTAL FOR 1350 - PENSION CONTRIBUTIONS FUND		415.54

1360 - MISCELLANEOUS GRANTS FUND

SPOKANE PUBLIC SCHOOLS	CONTRACTUAL SERVICES ACH PMT NO. - 80044315	11,699.09
SPOKANE PUBLIC SCHOOLS	GRANT CASH PASS THRU ACCOUNT ACH PMT NO. - 80044315	11,699.09-
TOTAL FOR 1360 - MISCELLANEOUS GRANTS FUND		0.00
1380 - TRAFFIC CALMING MEASURES		
AVISTA UTILITIES	UTILITY LIGHT/POWER SERVICE ACH PMT NO. - 80044259	115.17
OFFICE OF STATE AUDITOR WASHINGTON STATE	STATE AUDIT CHARGES CHECK NO. - 00543242	153.43
T LARIVIERE EQUIPMENT & EXCAVATION INC	CONSTRUCTION OF FIXED ASSETS CHECK NO. - 00543106	8,939.36
TOTAL FOR 1380 - TRAFFIC CALMING MEASURES		9,207.96
1400 - PARKS AND RECREATION FUND		
COPIERS NORTHWEST INC	OPERATING RENTALS/LEASES ACH PMT NO. - 80044235	315.06
OFFICE OF STATE AUDITOR WASHINGTON STATE	STATE AUDIT CHARGES CHECK NO. - 00543242	1,652.56
HONORABLE MAYOR AND COUNCIL MEMBERS		11/20/17 PAGE 10
PROCESSING OF VOUCHERS RESULTS IN CLAIMS AS FOLLOWS:		
TOTAL FOR 1400 - PARKS AND RECREATION FUND		1,967.62
1450 - UNDER FREEWAY PARKING FUND		
OFFICE OF STATE AUDITOR WASHINGTON STATE	STATE AUDIT CHARGES CHECK NO. - 00543242	6.39
TOTAL FOR 1450 - UNDER FREEWAY PARKING FUND		6.39
1460 - PARKING METER REVENUE FUND		
CENTURYLINK	TELEPHONE CHECK NO. - 00543133	109.99
COPIERS NORTHWEST INC	OPERATING RENTALS/LEASES ACH PMT NO. - 80044235	89.79
DUNCAN PARKING TECHNOLOGIES INC	CONTRACTUAL SERVICES ACH PMT NO. - 80044241	4,647.50
OFFICE OF STATE AUDITOR WASHINGTON STATE	STATE AUDIT CHARGES CHECK NO. - 00543242	169.41
TOTAL FOR 1460 - PARKING METER REVENUE FUND		5,016.69

1510 - SPOKANE RGL EMERG COM SYS

OFFICE OF STATE AUDITOR	STATE AUDIT CHARGES	
WASHINGTON STATE	CHECK NO. - 00543242	6.39
VERIZON WIRELESS BELLEVUE	CELL PHONE	
	ACH PMT NO. - 80044281	55.22
TOTAL FOR 1510 - SPOKANE RGL EMERG COM SYS		61.61

1540 - HUMAN SERVICES GRANTS FUND

SPOKANE NEIGHBORHOOD ACTION PARTNERS	CONTRACTUAL SERVICES	
	ACH PMT NO. - 80044343	25,972.39
SPOKANE NEIGHBORHOOD ACTION PARTNERS	GRANT CASH PASS THRU ACCOUNT	
	ACH PMT NO. - 80044343	19,628.75-
TRANSITIONS DBA TRANSITIONAL PROGRAMS FOR WOMEN	CONTRACTUAL SERVICES	
	ACH PMT NO. - 80044347	15,741.81
VOLUNTEERS OF AMERICA OF EASTERN WA & N IDAHO	CONTRACTUAL SERVICES	
	ACH PMT NO. - 80044348	759.00
TOTAL FOR 1540 - HUMAN SERVICES GRANTS FUND		22,844.45

HONORABLE MAYOR
AND COUNCIL MEMBERS

11/20/17
PAGE 11

PROCESSING OF VOUCHERS RESULTS IN CLAIMS AS FOLLOWS:

1541 - CONTINUUM OF CARE

SPOKANE NEIGHBORHOOD ACTION PARTNERS	CONTRACTUAL SERVICES	
	ACH PMT NO. - 80044343	18,868.46
SPOKANE NEIGHBORHOOD ACTION PARTNERS	GRANT CASH PASS THRU ACCOUNT	
	ACH PMT NO. - 80044343	18,868.46-
TRANSITIONS DBA TRANSITIONAL PROGRAMS FOR WOMEN	CONTRACTUAL SERVICES	
	ACH PMT NO. - 80044347	1,735.35
TRANSITIONS DBA TRANSITIONAL PROGRAMS FOR WOMEN	GRANT CASH PASS THRU ACCOUNT	
	ACH PMT NO. - 80044347	1,735.35-
VOLUNTEERS OF AMERICA OF EASTERN WA & N IDAHO	CONTRACTUAL SERVICES	
	ACH PMT NO. - 80044348	15,708.96
VOLUNTEERS OF AMERICA OF EASTERN WA & N IDAHO	GRANT CASH PASS THRU ACCOUNT	
	ACH PMT NO. - 80044348	15,708.96-
TOTAL FOR 1541 - CONTINUUM OF CARE		0.00

1570 - INTERMODAL FACILITY OPERATION

OFFICE OF STATE AUDITOR	STATE AUDIT CHARGES	
WASHINGTON STATE	CHECK NO. - 00543242	19.18
TOTAL FOR 1570 - INTERMODAL FACILITY OPERATION		19.18

1590 - HOTEL/MOTEL TAX FUND

OFFICE OF STATE AUDITOR	STATE AUDIT CHARGES	
WASHINGTON STATE	CHECK NO. - 00543242	156.63

TOTAL FOR 1590 - HOTEL/MOTEL TAX FUND	156.63
---------------------------------------	--------

1610 - REAL ESTATE EXCISE TAX FUND

OFFICE OF STATE AUDITOR	STATE AUDIT CHARGES	
WASHINGTON STATE	CHECK NO. - 00543242	172.61

TOTAL FOR 1610 - REAL ESTATE EXCISE TAX FUND	172.61
--	--------

1630 - COMBINED COMMUNICATIONS CENTER

COPIERS NORTHWEST INC	OPERATING RENTALS/LEASES	
	ACH PMT NO. - 80044326	219.56

OFFICE OF STATE AUDITOR	STATE AUDIT CHARGES	
WASHINGTON STATE	CHECK NO. - 00543242	150.23

HONORABLE MAYOR	11/20/17
AND COUNCIL MEMBERS	PAGE 12

PROCESSING OF VOUCHERS RESULTS IN CLAIMS AS FOLLOWS:

STUART CONSULTING GROUP INC	CONTRACTUAL SERVICES	
	ACH PMT NO. - 80044345	1,800.00

TOTAL FOR 1630 - COMBINED COMMUNICATIONS CENTER	2,169.79
---	----------

1640 - COMMUNICATIONS BLDG M&O FUND

ENVIRONMENT CONTROL OF SPOKANE	LAUNDRY/JANITORIAL SERVICES	
	ACH PMT NO. - 80044328	2,035.00

FOUR SEASONS LANDSCAPING INC	LANDSCAPE/GROUNDS MAINT	
	ACH PMT NO. - 80044330	152.32

OFFICE OF STATE AUDITOR	STATE AUDIT CHARGES	
WASHINGTON STATE	CHECK NO. - 00543242	70.32

SPOKANE COUNTY TREASURER	CONTRACTUAL SERVICES	
	ACH PMT NO. - 80044344	2,657.39

TOTAL FOR 1640 - COMMUNICATIONS BLDG M&O FUND	4,915.03
---	----------

1680 - CD/HS OPERATIONS

OFFICE OF STATE AUDITOR	STATE AUDIT CHARGES	
WASHINGTON STATE	CHECK NO. - 00543242	949.34

TOTAL FOR 1680 - CD/HS OPERATIONS	949.34
-----------------------------------	--------

1690 - COMM DEVELOPMENT BLOCK GRANTS

SPOKANE NEIGHBORHOOD ACTION	CONTRACTUAL SERVICES	
PARTNERS	ACH PMT NO. - 80044343	10,864.96

SPOKANE NEIGHBORHOOD ACTION PARTNERS	GRANT CASH PASS THRU ACCOUNT ACH PMT NO. - 80044343	10,864.96-
---	--	------------

TOTAL FOR 1690 - COMM DEVELOPMENT BLOCK GRANTS	0.00
--	------

1695 - CDBG REVOLVING LOAN FUND

AVISTA UTILITIES	UTILITY LIGHT/POWER SERVICE ACH PMT NO. - 80044230	13.29
AVISTA UTILITIES	UTILITY NATURAL GAS ACH PMT NO. - 80044230	15.79
LICON CHIMCON	REPAIRS/MAINTENANCE ACH PMT NO. - 80044308	1,300.16
SPOKANE CITY TREASURER	STORMWATER FEES CHECK NO. - 00543123	77.58

HONORABLE MAYOR AND COUNCIL MEMBERS	11/20/17 PAGE 13
--	---------------------

PROCESSING OF VOUCHERS RESULTS IN CLAIMS AS FOLLOWS:

TOTAL FOR 1695 - CDBG REVOLVING LOAN FUND	1,406.82
---	----------

1910 - CRIMINAL JUSTICE ASSISTANCE FD

OFFICE OF STATE AUDITOR WASHINGTON STATE	STATE AUDIT CHARGES CHECK NO. - 00543242	207.77
---	---	--------

TOTAL FOR 1910 - CRIMINAL JUSTICE ASSISTANCE FD	207.77
---	--------

1940 - CHANNEL FIVE EQUIPMENT RESERVE

OFFICE OF STATE AUDITOR WASHINGTON STATE	STATE AUDIT CHARGES CHECK NO. - 00543242	9.59
---	---	------

TOTAL FOR 1940 - CHANNEL FIVE EQUIPMENT RESERVE	9.59
---	------

1950 - PARK CUMULATIVE RESERVE FUND

OFFICE OF STATE AUDITOR WASHINGTON STATE	STATE AUDIT CHARGES CHECK NO. - 00543242	22.38
---	---	-------

TOTAL FOR 1950 - PARK CUMULATIVE RESERVE FUND	22.38
---	-------

1970 - FIRE/EMS FUND

ALSCO DIVISION OF ALSCO INC	LAUNDRY/JANITORIAL SERVICES ACH PMT NO. - 80044257	34.82
ANDERSON MASONRY INC	BUILDING REPAIRS/MAINTENANCE ACH PMT NO. - 80044191	505.92
COPIERS NORTHWEST INC	OPERATING RENTALS/LEASES ACH PMT NO. - 80044326	831.27
DEVRIES INFORMATION MANAGEMENT	MISC SERVICES/CHARGES	

	ACH PMT NO. - 80044263	7.99
ENVIRONMENT CONTROL OF SPOKANE	LAUNDRY/JANITORIAL SERVICES	
	ACH PMT NO. - 80044328	2,340.00
FEDERAL EXPRESS CORP/DBA FEDEX	POSTAGE	
	ACH PMT NO. - 80044301	4.35
FEDERAL RESOURCES SUPPLY CO	CONTRACTUAL SERVICES	
	ACH PMT NO. - 80044329	5,950.00
FOUR SEASONS LANDSCAPING INC	LANDSCAPE/GROUNDS MAINT	
	ACH PMT NO. - 80044330	223.04
INLAND NW HEALTH SERVICES	REGISTRATION/SCHOOLING	
	CHECK NO. - 00543240	43,625.00

HONORABLE MAYOR
AND COUNCIL MEMBERS

11/20/17
PAGE 14

PROCESSING OF VOUCHERS RESULTS IN CLAIMS AS FOLLOWS:

OFFICE OF STATE AUDITOR	STATE AUDIT CHARGES	
WASHINGTON STATE	CHECK NO. - 00543242	1,905.08
PHYSIO-CONTROL INC	EQUIPMENT REPAIRS/MAINTENANCE	
	ACH PMT NO. - 80044340	24,905.56
THE MEN'S WEARHOUSE INC	CLOTHING ALTERATIONS & REPAIRS	
	CHECK NO. - 00543249	43.52
VERIZON WIRELESS BELLEVUE	CELL PHONE	
	ACH PMT NO. - 80044281	32.61
VERIZON WIRELESS BELLEVUE	IT/DATA SERVICES	
	ACH PMT NO. - 80044281	20.01
WANDERMERE CAR WASH PLAZA LLC	VEHICLE REPAIRS/MAINT	
	ACH PMT NO. - 80044282	16.00
WILDROSE LTD dba	CLOTHING	
WILDROSE GRAPHICS	ACH PMT NO. - 80044283	542.32
WILDROSE LTD dba	CLOTHING ALTERATIONS & REPAIRS	
WILDROSE GRAPHICS	ACH PMT NO. - 80044283	8.60
WILLIAM J GONZALEZ	LODGING	
	CHECK NO. - 00543134	1,066.05
WILLIAM J GONZALEZ	OTHER TRANSPORTATION EXPENSES	
	CHECK NO. - 00543134	1,125.22

TOTAL FOR 1970 - FIRE/EMS FUND	83,187.36
--------------------------------	-----------

1980 - DEFINED CONTRIBUTION ADMIN FND

HYAS GROUP LLC	CONTRACTUAL SERVICES	
	ACH PMT NO. - 80044335	13,750.00
OFFICE OF STATE AUDITOR	STATE AUDIT CHARGES	
WASHINGTON STATE	CHECK NO. - 00543242	3.20

TOTAL FOR 1980 - DEFINED CONTRIBUTION ADMIN FND	13,753.20
---	-----------

3200 - ARTERIAL STREET FUND

ADAMS & CLARK INC	CONSTRUCTION OF FIXED ASSETS ACH PMT NO. - 80044227	1,311.59
BACON CONCRETE INC	CONTRACTUAL SERVICES ACH PMT NO. - 80044323	43,520.55
BUDINGER & ASSOCIATES INC	CONSTRUCTION OF FIXED ASSETS ACH PMT NO. - 80044233	617.99
CAMERON-REILLY LLC	CONSTRUCTION OF FIXED ASSETS ACH PMT NO. - 80044324	3,591.00
HONORABLE MAYOR AND COUNCIL MEMBERS		11/20/17 PAGE 15
PROCESSING OF VOUCHERS RESULTS IN CLAIMS AS FOLLOWS:		
GARCO CONSTRUCTION INC	CONSTRUCTION OF FIXED ASSETS ACH PMT NO. - 80044331	282,775.34
HALME CONSTRUCTION INC	CONSTRUCTION OF FIXED ASSETS ACH PMT NO. - 80044334	25,645.81
HILL INTERNATIONAL INC FINANCE DEPARTMENT	CONSTRUCTION OF FIXED ASSETS ACH PMT NO. - 80044249	6,418.25
OFFICE OF STATE AUDITOR WASHINGTON STATE	STATE AUDIT CHARGES CHECK NO. - 00543242	1,598.22
ROAD PRODUCTS INC	CONSTRUCTION OF FIXED ASSETS CHECK NO. - 00543251	22,231.75
T LARIVIERE EQUIPMENT & EXCAVATION INC	CONSTRUCTION OF FIXED ASSETS CHECK NO. - 00543106	321,199.37
TOTAL FOR 3200 - ARTERIAL STREET FUND		708,909.87
3346 - UTGO 2015 PARKS		
M & L CONSTRUCTION	LABOR OVERHEAD COSTS CAPTL ACH PMT NO. - 80044204	2,828.80
ZERO DB COMMUNICATIONS LLC	OTHER CAPITALIZED COSTS ACH PMT NO. - 80044321	1,245.76
TOTAL FOR 3346 - UTGO 2015 PARKS		4,074.56
3403 - LTGO 2003B STREET		
OFFICE OF STATE AUDITOR WASHINGTON STATE	STATE AUDIT CHARGES CHECK NO. - 00543242	73.52
TOTAL FOR 3403 - LTGO 2003B STREET		73.52
3404 - 2004 UTGO STREET BONDS		
OFFICE OF STATE AUDITOR WASHINGTON STATE	STATE AUDIT CHARGES CHECK NO. - 00543242	358.00
TOTAL FOR 3404 - 2004 UTGO STREET BONDS		358.00

3499 - CAPITAL IMPROVEMENTS 1999

OFFICE OF STATE AUDITOR	STATE AUDIT CHARGES	
WASHINGTON STATE	CHECK NO. - 00543242	6.39

TOTAL FOR 3499 - CAPITAL IMPROVEMENTS 1999	6.39
--	------

HONORABLE MAYOR
AND COUNCIL MEMBERS

11/20/17
PAGE 16

PROCESSING OF VOUCHERS RESULTS IN CLAIMS AS FOLLOWS:

3502 - UNIVERSITY DISTRICT LRF

UNIV DIST PUBLIC DEV AUTHORITY	CONTRACTUAL SERVICES	
	ACH PMT NO. - 80044317	17,500.00

TOTAL FOR 3502 - UNIVERSITY DISTRICT LRF	17,500.00
--	-----------

4100 - WATER DIVISION

AVISTA UTILITIES	UTILITY LIGHT/POWER SERVICE	
	ACH PMT NO. - 80044259	138,665.69

AVISTA UTILITIES	UTILITY NATURAL GAS	
	ACH PMT NO. - 80044259	174.63

CDW GOVERNMENT INC	OPERATING SUPPLIES	
	ACH PMT NO. - 80044291	302.37

COPIERS NORTHWEST INC	OPERATING RENTALS/LEASES	
	ACH PMT NO. - 80044235	452.78

COPIERS NORTHWEST INC	REPAIRS/MAINTENANCE	
	ACH PMT NO. - 80044235	44.85

COUNTRY HOMES PROPERTY MGMT	REFUNDS	
3308 N CRESTLINE ST	CHECK NO. - 00543139	21.03

DELTA BUSINESS TRAINING LLC	REGISTRATION/SCHOOLING	
	ACH PMT NO. - 80044239	800.00

DENNIS MCLEOD	REFUNDS	
2825 COLBY AVE APT #6	CHECK NO. - 00543140	1,124.64

DYLAN MILLER	REFUNDS	
1605 E OLYMPIC AVE	CHECK NO. - 00543141	75.92

HACH COMPANY	CHEMICAL/LAB SUPPLIES	
AMERICAN SIGMA	ACH PMT NO. - 80044267	4,341.69

IDEXX DISTRIBUTION GROUP	CHEMICAL/LAB SUPPLIES	
IDEXX LABORATORIES INC	ACH PMT NO. - 80044268	2,466.34

JASON & JESSICA HEWITT	REFUNDS	
96 SAKONNETT POINT RD	CHECK NO. - 00543142	12.61

JOE C OLDS	REPAIRS/MAINTENANCE	
DBA CURB KING	CHECK NO. - 00543243	4,152.38

NOLAWIT TESFAYE	REFUNDS	
1302 N 24TH ST W	CHECK NO. - 00543144	72.95

NUKEY REALTY	REFUNDS	
6419 N MONROE ST	CHECK NO. - 00543145	17.01

OFFICE OF STATE AUDITOR
WASHINGTON STATE

STATE AUDIT CHARGES
CHECK NO. - 00543242

1,505.53

HONORABLE MAYOR
AND COUNCIL MEMBERS

11/20/17
PAGE 17

PROCESSING OF VOUCHERS RESULTS IN CLAIMS AS FOLLOWS:

OXARC INC	OPERATING SUPPLIES ACH PMT NO. - 80044274	238.06
RC SCHWARTZ & ASSOC 159 S COWLEY ST	REFUNDS CHECK NO. - 00543146	137.39
SPOKANE CITY TREASURER	REFUNDS CHECK NO. - 00543245	987.36
TOTAL FOR 4100 - WATER DIVISION		155,593.23

4250 - INTEGRATED CAPITAL MANAGEMENT

BUDINGER & ASSOCIATES INC	CONSTRUCTION OF FIXED ASSETS ACH PMT NO. - 80044233	9,073.16
HATCH ASSOCIATES CONSULTANTS INC	CONSTRUCTION OF FIXED ASSETS ACH PMT NO. - 80044247	32,398.58
JASON & JESSICA HEWITT 96 SAKONNETT POINT RD	REFUNDS CHECK NO. - 00543142	8.52
JERRY KLEIN PO BOX 30642	REFUNDS CHECK NO. - 00543143	9.49
NOLAWIT TESFAYE 1302 N 24TH ST W	REFUNDS CHECK NO. - 00543144	23.44
NUKEY REALTY 6419 N MONROE ST	REFUNDS CHECK NO. - 00543145	27.89
OFFICE OF STATE AUDITOR WASHINGTON STATE	STATE AUDIT CHARGES CHECK NO. - 00543242	6,885.15
SPOKANE CITY TREASURER	REFUNDS CHECK NO. - 00543153	55.78
T LARIVIERE EQUIPMENT & EXCAVATION INC	CONSTRUCTION OF FIXED ASSETS CHECK NO. - 00543106	8,390.49
TED WILLAFORD PO BOX 1503	REFUNDS CHECK NO. - 00543148	27.89
TOTAL FOR 4250 - INTEGRATED CAPITAL MANAGEMENT		56,900.39

4300 - SEWER FUND

JASON & JESSICA HEWITT 96 SAKONNETT POINT RD	REFUNDS CHECK NO. - 00543142	15.85
JERRY KLEIN PO BOX 30642	REFUNDS CHECK NO. - 00543143	33.89
NOLAWIT TESFAYE 1302 N 24TH ST W	REFUNDS CHECK NO. - 00543144	43.59

PROCESSING OF VOUCHERS RESULTS IN CLAIMS AS FOLLOWS:

NUKEY REALTY	REFUNDS	
6419 N MONROE ST	CHECK NO. - 00543145	28.89
RIVERTON LLC	REFUNDS	
1605 N RIVER EDGE BLVD	CHECK NO. - 00543147	4.22
SPOKANE CITY TREASURER	REFUNDS	
	CHECK NO. - 00543153	187.58
TED WILLAFORD	REFUNDS	
PO BOX 1503	CHECK NO. - 00543148	79.66
TOTAL FOR 4300 - SEWER FUND		393.68

4310 - SEWER MAINTENANCE DIVISION

ACTION MATERIALS	OTHER REPAIRS/MAINT SUPPLIES	
	ACH PMT NO. - 80044226	1,298.22
AVISTA UTILITIES	UTILITY LIGHT/POWER SERVICE	
	ACH PMT NO. - 80044287	155.32
BACON CONCRETE INC	PAVING REPAIRS/MAINTENANCE	
	ACH PMT NO. - 80044231	3,057.10
CENTURYLINK	TELEPHONE	
	CHECK NO. - 00543235	1,490.71
COPIERS NORTHWEST INC	OPERATING RENTALS/LEASES	
	ACH PMT NO. - 80044235	270.10
DELTA BUSINESS TRAINING LLC	REGISTRATION/SCHOOLING	
	ACH PMT NO. - 80044239	800.00
EUROFINS FRONTIER GLOBAL SCIENCES INC	TESTING SERVICES	
	ACH PMT NO. - 80044300	540.00
NORTHWEST INDUSTRIAL SERVICES DBA AMERICAN ON SITE SERVICES	OPERATING RENTALS/LEASES	
	ACH PMT NO. - 80044258	165.00
OFFICE OF STATE AUDITOR WASHINGTON STATE	STATE AUDIT CHARGES	
	CHECK NO. - 00543242	917.38
SPOKANE COUNTY TREASURER	EXTERNAL TAXES/OPER ASSESSMT	
	CHECK NO. - 00543247	63.40
WSF LLC dba WESTERN SYSTEMS &	EQUIPMENT REPAIRS/MAINTENANCE	
	ACH PMT NO. - 80044255	616.90
TOTAL FOR 4310 - SEWER MAINTENANCE DIVISION		9,374.13

4320 - RIVERSIDE PARK RECLAMATION FAC

AAA SWEEPING	OTHER MISC CHARGES	
	CHECK NO. - 00543233	541.28

PROCESSING OF VOUCHERS RESULTS IN CLAIMS AS FOLLOWS:

ALS LABORATORY GROUP	TESTING SERVICES ACH PMT NO. - 80044256	1,005.00
AVISTA UTILITIES	HEATING SUPPLIES ACH PMT NO. - 80044287	931.09
AVISTA UTILITIES	UTILITY LIGHT/POWER SERVICE ACH PMT NO. - 80044287	110,861.05
AVISTA UTILITIES	UTILITY NATURAL GAS ACH PMT NO. - 80044287	1,311.83
BATTERY SYSTEMS INC	OTHER REPAIRS/MAINT SUPPLIES ACH PMT NO. - 80044288	1,401.10
BIG JOHN MFG CO INC	MACHINERY/EQUIPMENT CHECK NO. - 00543130	8,450.00
CENTURYLINK	TELEPHONE CHECK NO. - 00543235	1,711.15
CINTAS CORPORATION NO 3 LOC 606	LAUNDRY/JANITORIAL SERVICES ACH PMT NO. - 80044293	13,953.48
CINTAS CORPORATION NO 3 LOC 606	SAFETY SUPPLIES ACH PMT NO. - 80044293	1,387.20
CITY SERVICE VALCON LLC	MOTOR FUEL-OUTSIDE VENDOR ACH PMT NO. - 80044261	6,062.12
COMCAST	MISC SERVICES/CHARGES CHECK NO. - 00543238	149.56
COPIERS NORTHWEST INC	OPERATING RENTALS/LEASES ACH PMT NO. - 80044294	660.25
CORE CONSULTING GROUP LLC	REGISTRATION/SCHOOLING CHECK NO. - 00543239	2,500.00
COWLES PUBLISHING COMPANY DBA THE SPOKESMAN-REVIEW	ADVERTISING ACH PMT NO. - 80044296	250.21
DELTA BUSINESS TRAINING LLC	REGISTRATION/SCHOOLING ACH PMT NO. - 80044239	800.00
EUROFINS FRONTIER GLOBAL SCIENCES INC	TESTING SERVICES ACH PMT NO. - 80044300	379.50
FEDERAL EXPRESS CORP/DBA FEDEX	POSTAGE ACH PMT NO. - 80044301	624.70
INLAND ENVIRONMENTAL RESOURCES INC	CHEMICAL/LAB SUPPLIES ACH PMT NO. - 80044305	13,091.90
KING SOFT WATER COMPANY	EQUIPMENT REPAIRS/MAINTENANCE CHECK NO. - 00543241	91.39
NORCO INC	CHEMICAL/LAB SUPPLIES ACH PMT NO. - 80044272	418.77

HONORABLE MAYOR
AND COUNCIL MEMBERS

11/20/17
PAGE 20

PROCESSING OF VOUCHERS RESULTS IN CLAIMS AS FOLLOWS:

NORTHWEST INDUSTRIAL SERVICES OPERATING RENTALS/LEASES

DBA AMERICAN ON SITE SERVICES	ACH PMT NO. - 80044286	188.58
OFFICE OF STATE AUDITOR WASHINGTON STATE	STATE AUDIT CHARGES CHECK NO. - 00543242	847.06
POINTE PEST CONTROL	CONTRACTUAL SERVICES ACH PMT NO. - 80044310	1,463.36
POWER CITY ELECTRIC INC	BUILDING REPAIRS/MAINTENANCE ACH PMT NO. - 80044275	3,949.44
PUMP INDUSTRIES INC	EQUIPMENT REPAIRS/MAINTENANCE ACH PMT NO. - 80044276	2,218.27
SOFTWAREONE INC	SOFTWARE (NONCAPITALIZED) ACH PMT NO. - 80044312	1,265.63
SVL ANALYTICAL INC	TESTING SERVICES ACH PMT NO. - 80044279	94.50
TESTAMERICA LABORATORIES INC	TESTING SERVICES ACH PMT NO. - 80044316	1,227.00
VERIZON WIRELESS BELLEVUE	CELL PHONE ACH PMT NO. - 80044320	770.76
WA STATE DEPT OF REVENUE	MACHINERY/EQUIPMENT -	743.60

TOTAL FOR 4320 - RIVERSIDE PARK RECLAMATION FAC	-----	179,349.78
---	-------	------------

4340 - WATER/WW REVENUE BOND FUND

ABADAN REPROGRAPHICS BUSINESS EQUIPMENT CENTER	CONSTRUCTION OF FIXED ASSETS CHECK NO. - 00543117	5,862.59
CH2M HILL ENGINEERS INC	CONSTRUCTION OF FIXED ASSETS CHECK NO. - 00543236	377,845.81
CH2M HILL ENGINEERS INC	CONSTRUCTION PROFESSIONAL SRVC CHECK NO. - 00543236	24,254.62
DW EXCAVATING INC	CONSTRUCTION OF FIXED ASSETS ACH PMT NO. - 80044327	1,195.18
GARCO CONSTRUCTION INC	CONSTRUCTION OF FIXED ASSETS ACH PMT NO. - 80044331	176,515.92
GROUNDWATER SOLUTIONS INC dba GSI WATER SOLUTIONS INC	CONSTRUCTION OF FIXED ASSETS ACH PMT NO. - 80044303	14,558.75

TOTAL FOR 4340 - WATER/WW REVENUE BOND FUND	-----	600,232.87
---	-------	------------

4360 - ENVIRONMENTAL PROGRAMS

HONORABLE MAYOR
AND COUNCIL MEMBERS

11/20/17
PAGE 21

PROCESSING OF VOUCHERS RESULTS IN CLAIMS AS FOLLOWS:

OFFICE OF STATE AUDITOR WASHINGTON STATE	STATE AUDIT CHARGES CHECK NO. - 00543242	15.98
---	---	-------

TOTAL FOR 4360 - ENVIRONMENTAL PROGRAMS	-----	15.98
---	-------	-------

4370 - SEWER CONSTRUCTION FUND

OFFICE OF STATE AUDITOR	STATE AUDIT CHARGES	
WASHINGTON STATE	CHECK NO. - 00543242	28.77

TOTAL FOR 4370 - SEWER CONSTRUCTION FUND	28.77
--	-------

4480 - SOLID WASTE FUND

COAST TO COAST TURF	REFUNDS	
4529 S PERRY ST	CHECK NO. - 00543138	500.00

JERRY KLEIN	REFUNDS	
PO BOX 30642	CHECK NO. - 00543143	16.62

NUKEY REALTY	REFUNDS	
6419 N MONROE ST	CHECK NO. - 00543145	30.09

SPOKANE CITY TREASURER	REFUNDS	
	CHECK NO. - 00543153	161.66

TED WILLAFORD	REFUNDS	
PO BOX 1503	CHECK NO. - 00543148	869.10

TOTAL FOR 4480 - SOLID WASTE FUND	1,577.47
-----------------------------------	----------

4490 - SOLID WASTE DISPOSAL

BROADWAY TRUCK STOP/DIV OF ALSAKER CORP	MOTOR FUEL-OUTSIDE VENDOR CHECK NO. - 00543119	43.94
--	---	-------

COPIERS NORTHWEST INC	OPERATING RENTALS/LEASES ACH PMT NO. - 80044235	202.66
-----------------------	--	--------

COWLES PUBLISHING COMPANY DBA THE SPOKESMAN-REVIEW	ADVERTISING ACH PMT NO. - 80044296	210.59
---	---------------------------------------	--------

DELL MARKETING LP %DELL USA LP	OFFICE SUPPLIES ACH PMT NO. - 80044298	1,473.85
-----------------------------------	---	----------

DELTA BUSINESS TRAINING LLC	REGISTRATION/SCHOOLING ACH PMT NO. - 80044239	800.00
-----------------------------	--	--------

FIKES NORTHWEST INC/DIV OF VIKING LOGIC INC	OPERATING SUPPLIES ACH PMT NO. - 80044243	6.78
--	--	------

GREENSCAPE LANDSCAPING CORP	LANDSCAPE/GROUNDS MAINT ACH PMT NO. - 80044246	380.80
-----------------------------	---	--------

HONORABLE MAYOR
AND COUNCIL MEMBERS

11/20/17
PAGE 22

PROCESSING OF VOUCHERS RESULTS IN CLAIMS AS FOLLOWS:

JASON & JESSICA HEWITT 96 SAKONNETT POINT RD	REFUNDS CHECK NO. - 00543142	10.00
---	---------------------------------	-------

KNIGHT CONSTRUCTION & SUPPLY INC	OTHER REPAIRS/MAINT SUPPLIES ACH PMT NO. - 80044250	10,880.00
-------------------------------------	--	-----------

MICHAEL UTTER	LOCAL MILEAGE CHECK NO. - 00543107	23.54
---------------	---------------------------------------	-------

OFFICE OF STATE AUDITOR WASHINGTON STATE	STATE AUDIT CHARGES CHECK NO. - 00543242	1,029.26
PRIME PEST CONTROL	PROFESSIONAL SERVICES CHECK NO. - 00543244	154.50
ROGER A HANEY	PERMITS/OTHER FEES CHECK NO. - 00543097	102.00
STARPLEX CORP	ALARM/SECURITY SERVICES ACH PMT NO. - 80044254	1,156.00
WA STATE DEPT OF HEALTH	PERMITS/OTHER FEES CHECK NO. - 00543127	1,647.00
WATERCO OF THE PACIFIC NORTH WEST, INC	OPERATING SUPPLIES CHECK NO. - 00543120	120.57

TOTAL FOR 4490 - SOLID WASTE DISPOSAL		18,241.49
---------------------------------------	--	-----------

4500 - SOLID WASTE COLLECTION

3M CO VFZ3825	MACHINERY/EQUIPMENT ACH PMT NO. - 80044189	1,064.78
COPIERS NORTHWEST INC	OPERATING RENTALS/LEASES ACH PMT NO. - 80044235	665.53
DELTA BUSINESS TRAINING LLC	REGISTRATION/SCHOOLING ACH PMT NO. - 80044239	800.00
OFFICE OF STATE AUDITOR WASHINGTON STATE	STATE AUDIT CHARGES CHECK NO. - 00543242	1,614.21

TOTAL FOR 4500 - SOLID WASTE COLLECTION		4,144.52
---	--	----------

4600 - GOLF FUND

OFFICE OF STATE AUDITOR WASHINGTON STATE	STATE AUDIT CHARGES CHECK NO. - 00543242	134.25
---	---	--------

TOTAL FOR 4600 - GOLF FUND		134.25
----------------------------	--	--------

4700 - DEVELOPMENT SVCS CENTER

HONORABLE MAYOR
AND COUNCIL MEMBERS

11/20/17
PAGE 23

PROCESSING OF VOUCHERS RESULTS IN CLAIMS AS FOLLOWS:

INLAND ELECTRICAL 9215 N DORSET ROAD	PERMIT REFUNDS PAYABLE CHECK NO. - 00543136	15.00
MAINSTREAM ELECTRIC PO BOX 3436	PERMIT REFUNDS PAYABLE CHECK NO. - 00543137	70.00
OFFICE OF STATE AUDITOR WASHINGTON STATE	STATE AUDIT CHARGES CHECK NO. - 00543242	233.34
STURM HEATING INC 1112 N NELSON ST	PERMIT REFUNDS PAYABLE CHECK NO. - 00543101	15.00

TOTAL FOR 4700 - DEVELOPMENT SVCS CENTER 333.34

5100 - FLEET SERVICES FUND

BATTERY SYSTEMS INC	OTHER REPAIRS/MAINT SUPPLIES ACH PMT NO. - 80044195	6,178.72
COPIERS NORTHWEST INC	OPERATING RENTALS/LEASES ACH PMT NO. - 80044235	216.58
OFFICE OF STATE AUDITOR WASHINGTON STATE	STATE AUDIT CHARGES CHECK NO. - 00543242	524.22
TOTAL FOR 5100 - FLEET SERVICES FUND		6,919.52

5200 - PUBLIC WORKS AND UTILITIES

DELL MARKETING LP %DELL USA LP	COMPUTERS ACH PMT NO. - 80044298	867.97
DEVRIES INFORMATION MANAGEMENT	CONTRACTUAL SERVICES ACH PMT NO. - 80044198	210.00
NOLAWIT TESFAYE 1302 N 24TH ST W	REFUNDS CHECK NO. - 00543144	10.00
OFFICE OF STATE AUDITOR WASHINGTON STATE	STATE AUDIT CHARGES CHECK NO. - 00543242	194.98
VERIZON WIRELESS BELLEVUE	CELL PHONE ACH PMT NO. - 80044281	430.68
TOTAL FOR 5200 - PUBLIC WORKS AND UTILITIES		1,713.63

5300 - IT FUND

ACCELA INC	SOFTWARE MAINTENANCE ACH PMT NO. - 80044190	43,356.13
AT&T	TELEPHONE CHECK NO. - 00543234	135.08

HONORABLE MAYOR 11/20/17
AND COUNCIL MEMBERS PAGE 24

PROCESSING OF VOUCHERS RESULTS IN CLAIMS AS FOLLOWS:

CERIUM NETWORKS INC	COMPUTERS ACH PMT NO. - 80044292	60,043.71
HYLAND SOFTWARE INC	SOFTWARE (NONCAPITALIZED) ACH PMT NO. - 80044304	14,250.88
LUKE BROSVIK	OTHER TRANSPORTATION EXPENSES CHECK NO. - 00543096	78.40
LUKE BROSVIK	PER DIEM CHECK NO. - 00543096	24.00
OFFICE OF STATE AUDITOR WASHINGTON STATE	STATE AUDIT CHARGES CHECK NO. - 00543242	434.72
ORACLE AMERICA INC	SOFTWARE MAINTENANCE ACH PMT NO. - 80044253	52,343.17

PITNEY BOWES	OPERATING RENTALS/LEASES CHECK NO. - 00543250	126.00
SHI CORP	SOFTWARE MAINTENANCE ACH PMT NO. - 80044210	21,686.64
SPOKANE COUNTY TREASURER	SOFTWARE MAINTENANCE ACH PMT NO. - 80044211	13,907.72
STRUCTURED COMMUNICATION SYSTEMS INC	CONTRACTUAL SERVICES ACH PMT NO. - 80044212	8,835.00
TOTAL FOR 5300 - IT FUND		215,221.45

5310 - IT CAPITAL REPLACEMENT FUND

CDW GOVERNMENT INC	COMPUTER/MICRO EQUIPMENT ACH PMT NO. - 80044291	8,368.49
DELL MARKETING LP %DELL USA LP	COMPUTER/MICRO EQUIPMENT ACH PMT NO. - 80044298	1,301.88
TOTAL FOR 5310 - IT CAPITAL REPLACEMENT FUND		9,670.37

5400 - REPROGRAPHICS FUND

COPIERS NORTHWEST INC	OPERATING RENTALS/LEASES ACH PMT NO. - 80044235	7,793.41
DEVRIES INFORMATION MANAGEMENT	CONTRACTUAL SERVICES ACH PMT NO. - 80044240	4.48
OFFICE OF STATE AUDITOR WASHINGTON STATE	STATE AUDIT CHARGES CHECK NO. - 00543242	25.57
TOTAL FOR 5400 - REPROGRAPHICS FUND		7,823.46

HONORABLE MAYOR
AND COUNCIL MEMBERS

11/20/17
PAGE 25

PROCESSING OF VOUCHERS RESULTS IN CLAIMS AS FOLLOWS:

5600 - ACCOUNTING SERVICES

OFFICE OF STATE AUDITOR WASHINGTON STATE	STATE AUDIT CHARGES CHECK NO. - 00543242	153.43
TOTAL FOR 5600 - ACCOUNTING SERVICES		153.43

5700 - MY SPOKANE

OFFICE OF STATE AUDITOR WASHINGTON STATE	STATE AUDIT CHARGES CHECK NO. - 00543242	31.96
TOTAL FOR 5700 - MY SPOKANE		31.96

5800 - RISK MANAGEMENT FUND

OFFICE OF STATE AUDITOR	STATE AUDIT CHARGES
-------------------------	---------------------

WASHINGTON STATE	CHECK NO. - 00543242	214.16
US BANK OR CITY TREASURER	INSURANCE CLAIMS	
LIABILITY CLAIMS	ACH PMT NO. - 80044319	14,036.88
TOTAL FOR 5800 - RISK MANAGEMENT FUND		14,251.04

5810 - WORKERS' COMPENSATION FUND

CORVEL CORPORATION	INSURANCE ADMINISTRATION	
M/S 44	ACH PMT NO. - 80044295	3,144.24
NORCO INC	OPERATING SUPPLIES	
	ACH PMT NO. - 80044309	70.98
OFFICE OF STATE AUDITOR	STATE AUDIT CHARGES	
WASHINGTON STATE	CHECK NO. - 00543242	226.95
TOTAL FOR 5810 - WORKERS' COMPENSATION FUND		3,442.17

5820 - UNEMPLOYMENT COMPENSATION FUND

OFFICE OF STATE AUDITOR	STATE AUDIT CHARGES	
WASHINGTON STATE	CHECK NO. - 00543242	25.57
TOTAL FOR 5820 - UNEMPLOYMENT COMPENSATION FUND		25.57

5830 - EMPLOYEES BENEFITS FUND

A W REHN & ASSOCIATES	CONTRACTUAL SERVICES	
	CHECK NO. - 00543094	264.00

HONORABLE MAYOR 11/20/17
AND COUNCIL MEMBERS PAGE 26

PROCESSING OF VOUCHERS RESULTS IN CLAIMS AS FOLLOWS:

A W REHN & ASSOCIATES	INSURANCE ADMINISTRATION	
	CHECK NO. - 00543232	910.00
KAISER FOUNDATION HEALTH PLAN	INSURANCE CLAIMS	
OF WASHINGTON	ACH PMT NO. - 80044333	151,234.13
KEPRO ACQUISITIONS, INC	PROFESSIONAL SERVICES	
	ACH PMT NO. - 80044306	5,439.00
OFFICE OF STATE AUDITOR	STATE AUDIT CHARGES	
WASHINGTON STATE	CHECK NO. - 00543242	1,419.22
PREMERA BLUE CROSS OR	INSURANCE CLAIMS	
SPOKANE CITY TREASURER	ACH PMT NO. - 80044311	436,790.20
WASHINGTON DENTAL SERVICE OR	INSURANCE ADMINISTRATION	
CITY OF SPOKANE	ACH PMT NO. - 80044349	3,677.23
WASHINGTON DENTAL SERVICE OR	INSURANCE CLAIMS	
CITY OF SPOKANE	ACH PMT NO. - 80044349	38,707.71
WASHINGTON STATE UNIVERSITY	MEDICAL SERVICES	
ATTN: SARAH	CHECK NO. - 00543248	4,600.00

TOTAL FOR 5830 - EMPLOYEES BENEFITS FUND

643,041.49

5900 - ASSET MANAGEMENT FUND OPS

BRILES FENCING CORPORATION	OTHER REPAIRS/MAINT SUPPLIES ACH PMT NO. - 80044289	2,101.80
FIREPOWER INC	BUILDING REPAIRS/MAINTENANCE ACH PMT NO. - 80044200	283.97
KEN DAVIS LAWN & TREE CAR	LANDSCAPE/GROUNDS MAINT ACH PMT NO. - 80044202	609.28
OFFICE OF STATE AUDITOR WASHINGTON STATE	STATE AUDIT CHARGES CHECK NO. - 00543242	319.64
SPOKANE ARTS FUND	CONTRACTUAL SERVICES ACH PMT NO. - 80044314	22,083.33

TOTAL FOR 5900 - ASSET MANAGEMENT FUND OPS

25,398.02

5901 - ASSET MANAGEMENT FUND CAPITAL

DATEC INC	COMPUTERS ACH PMT NO. - 80044238	922.01
INDUSTRIAL COMMUNICATIONS SALES & SERVICE CO	VEHICLE REPAIR & MAINT SUPPLY ACH PMT NO. - 80044336	4,052.80

TOTAL FOR 5901 - ASSET MANAGEMENT FUND CAPITAL

4,974.81

HONORABLE MAYOR
AND COUNCIL MEMBERS

11/20/17
PAGE 27

PROCESSING OF VOUCHERS RESULTS IN CLAIMS AS FOLLOWS:

6100 - RETIREMENT

OFFICE OF STATE AUDITOR WASHINGTON STATE	STATE AUDIT CHARGES CHECK NO. - 00543242	1,112.36
---	---	----------

TOTAL FOR 6100 - RETIREMENT

1,112.36

6200 - FIREFIGHTERS' PENSION FUND

HYAS GROUP LLC	ADVISORY TECHNICAL SERVICE ACH PMT NO. - 80044335	4,950.00
OFFICE OF STATE AUDITOR WASHINGTON STATE	STATE AUDIT CHARGES CHECK NO. - 00543242	188.59
PREMERA BLUE CROSS OR SPOKANE CITY TREASURER	SERVICE REIMBURSEMENT ACH PMT NO. - 80044311	65,980.56

TOTAL FOR 6200 - FIREFIGHTERS' PENSION FUND

71,119.15

6300 - POLICE PENSION

OFFICE OF STATE AUDITOR WASHINGTON STATE	STATE AUDIT CHARGES CHECK NO. - 00543242	147.04
---	---	--------

PREMERA BLUE CROSS OR	SERVICE REIMBURSEMENT	
SPOKANE CITY TREASURER	ACH PMT NO. - 80044311	40,256.26

TOTAL FOR 6300 - POLICE PENSION	-----	40,403.30
---------------------------------	-------	-----------

6730 - PARKING & BUSINESS IMPROV DIST

DOWNTOWN SPOKANE PARTNERSHIP	DUE TO OTHER GOVERNMENTAL UNIT	
	ACH PMT NO. - 80044299	88,575.00

LUIGIS DEVELOPMENT LLC	SPECIAL ASSESSMENT PRIN (CURR)	
ATTN: MARTY HOGBERG	CHECK NO. - 00543099	137.76

TOTAL FOR 6730 - PARKING & BUSINESS IMPROV DIST	-----	88,712.76
---	-------	-----------

TOTAL CLAIMS	-----	3,503,782.84
--------------	-------	--------------

REPORT: PG3640
SYSTEM: FMSAP
USER: MANAGER
RUN NO: 46

CITY OF SPOKANE
COUNCIL CHECK RANGE/TOTAL

DATE: 11/20/17
TIME: 08:37
PAGE: 1

CHECK #	VENDOR	CITY	LIBRARY	PARKS
	USE TAX AMOUNTS	774.05	186.99	221.76
00543094	A W REHN & ASSOCIATES	264.00		
00543095	FRANCIS ADEWALE	42.50		
00543096	LUKE BROSVIK	102.40		
00543097	ROGER A HANEY	102.00		
00543098	RL SPOKANE LLC	3,300.00		
00543099	LUIGIS DEVELOPMENT LLC	137.76		
00543100	MANDI DECKER	100.00		
00543101	STURM HEATING INC	15.00		
00543102	BEMISS NEIGHBORHOOD COUNCIL	346.00		
00543103	CHRISTOPHER W BRANDT	17.06		
00543104	JOHN C BERGSTEBT	16.42		
00543105	STEPHEN L MUTO	12.89		
00543106	T LARIVIERE EQUIPMENT &	338,529.22		
00543107	MICHAEL UTTER	23.54		
00543108	AT&T MOBILITY		53.12	
00543109	CENTURYLINK		44.40	
00543110	SHAUN THOMPSON DUFFY		75.00	
00543111	LAURIE ARNOLD		75.00	
00543112	PATRINA SPOTTED BLANKET		150.00	
00543113	JEFF FERGUSON		150.00	
00543114	LARAE WILEY		200.00	
00543115	GILLIAN M SAYER		18.19	
00543116	T-MOBILE		94.81	
00543117	ABADAN REPROGRAPHICS	5,862.59		
00543118	ADVANCED FIRE SYSTEMS INC	255.00		
00543119	BROADWAY TRUCK STOP/DIV OF	43.94		
00543120	WATERCO OF THE PACIFIC NORTH	120.57		
00543121	EASTERN WASHINGTON ATTORNEY	50.00		
00543122	MUNICIPAL COURT IMPREST FUND	600.00		
00543123	SPOKANE CITY TREASURER	77.58		
00543124	CRAIG MEIDL OR JUSTIN LUNDGR	2,500.00		
00543125	STREET DEPT IMPREST FUND	37.56		
00543126	UNITED PARCEL SERVICE	24.78		
00543127	WA STATE DEPT OF HEALTH	1,647.00		
00543128	WHITWORTH WATER DISTRICT NO	25.16		
00543129	TRIPLE PLAY FAMILY FUN PARK			2,520.00
00543130	BIG JOHN MFG CO INC	8,450.00		
00543131	MARK BURBRIDGE	34.53		
00543132	STACY L CARR	60.00		
00543133	CENTURYLINK	109.99		
00543134	WILLIAM J GONZALEZ	2,191.27		
00543135	FEDEX FREIGHT INC	1,240.00		
00543136	INLAND ELECTRICAL	15.00		
00543137	MAINSTREAM ELECTRIC	70.00		
00543138	COAST TO COAST TURF	500.00		
00543139	COUNTRY HOMES PROPERTY MGMT	21.03		
00543140	DENNIS MCLEOD	1,124.64		
00543141	DYLAN MILLER	75.92		
00543142	JASON & JESSICA HEWITT	46.98		
00543143	JERRY KLEIN	60.00		
00543144	NOLAWIT TESFAYE	149.98		
00543145	NUKEY REALTY	103.88		

REPORT: PG3640
SYSTEM: FMSAP
USER: MANAGER
RUN NO: 46

CITY OF SPOKANE
COUNCIL CHECK RANGE/TOTAL

DATE: 11/20/17
TIME: 08:37
PAGE: 2

CHECK #	VENDOR	CITY	LIBRARY	PARKS
00543146	RC SCHWARTZ & ASSOC	137.39		
00543147	RIVERTON LLC	4.22		
00543148	TED WILLAFORD	976.65		
00543149	PMG PHC	295.00		
00543150	SPOKANE CITY TREASURER	419.08		
00543151	SPOKANE CITY TREASURER	49.00		
00543152	SPOKANE CITY TREASURER	222.66		
00543153	SPOKANE CITY TREASURER	394.48		
00543154	T-MOBILE	113.50		
00543155	UNITED PARCEL SERVICE	18.22		
00543156	WA STATE TREASURER	97,488.35		
00543157	ROCKWELL PUBLISHING INC		239.31	
00543158	CENTURYLINK			198.67
00543231	A W REHN & ASSOCIATES	904.00		
00543232	A W REHN & ASSOCIATES	6.00		
00543233	AAA SWEEPING	541.28		
00543234	AT&T	135.08		
00543235	CENTURYLINK	3,201.86		
00543236	CH2M HILL ENGINEERS INC	402,100.43		
00543237	CITY OF LIBERTY LAKE	20,819.85		
00543238	COMCAST	149.56		
00543239	CORE CONSULTING GROUP LLC	2,500.00		
00543240	INLAND NW HEALTH SERVICES	43,625.00		
00543241	KING SOFT WATER COMPANY	91.39		
00543242	OFFICE OF STATE AUDITOR	31,964.47		
00543243	JOE C OLDS	4,152.38		
00543244	PRIME PEST CONTROL	154.50		
00543245	SPOKANE CITY TREASURER	307.16		
00543246	SPOKANE COUNTY TREASURER	49.50		
00543247	SPOKANE COUNTY TREASURER	13.90		
00543248	WASHINGTON STATE UNIVERSITY	4,600.00		
00543249	THE MEN'S WEARHOUSE INC	43.52		
00543250	PITNEY BOWES	126.00		
00543251	ROAD PRODUCTS INC	22,231.75		
00543252	AUTO-RAIN SPRINKLER		667.79	
00543253	Best Western Plus City Cente			36.00
00543254	Comfort Inn & Suites-Valley			360.00
00543255	Hampton Inn Airport			72.00
00543256	The Swinging Doors			51.00
80044189	3M CO	1,064.78		
80044190	ACCELA INC	43,356.13		
80044191	ANDERSON MASONRY INC	505.92		
80044192	ASSESSMENT SYSTEMS CORP	9,824.50		
80044193	AVISTA UTILITIES		2,011.29	
80044194	BAKER & TAYLOR BOOKS		2,307.83	
80044195	BATTERY SYSTEMS INC	6,178.72		
80044196	MIDWEST COMMUNICATIONS TCH I		442.27	
80044197	DATABANK IMX LLC	9,715.00		
80044198	DEVRIES INFORMATION MANAGEME	210.00		
80044199	DIVCO INC	9,264.25		
80044200	FIREPOWER INC	283.97		
80044201	GALLS LLC	144.11		
80044202	KEN DAVIS LAWN & TREE CAR	609.28		

REPORT: PG3640
SYSTEM: FMSAP
USER: MANAGER
RUN NO: 46

CITY OF SPOKANE
COUNCIL CHECK RANGE/TOTAL

DATE: 11/20/17
TIME: 08:37
PAGE: 3

CHECK #	VENDOR	CITY	LIBRARY	PARKS
80044203	LIBRARY TECHNOLOGIES INC		207.50	

80044204	M & L CONSTRUCTION	2,828.80	
80044205	NORTHWEST VITAL RECORDS	7,100.90	
80044206	OCLC INC		3,321.39
80044207	FRANK A RAWLEY		23.54
80044208	JOSEPH J ROISE		58.32
80044209	SALISH SCHOOL OF SPOKANE		400.00
80044210	SHI CORP	22,981.46	
80044211	SPOKANE COUNTY TREASURER	13,907.72	
80044212	STRUCTURED COMMUNICATION	8,835.00	
80044213	THYSSENKRUPP ELEVATOR CORP		747.45
80044214	CEQUEL DATA CENTERS LLC		5,963.56
80044215	UNIQUE MANAGEMENT SERVICES I		1,315.65
80044216	CATHERINE G BAKKEN		27.02
80044217	SALLY J CHILSON		41.25
80044218	FITCH, COREY R		52.16
80044219	LARRY B HUGHES		16.05
80044220	CHRISTINE L KOPPLE		35.31
80044221	ANA L KRUGER		62.07
80044222	REBEKAH MACE		24.40
80044223	BRIAN MCGINN	317.64	
80044224	DANIEL S PRINGLE		21.72
80044225	CLARA STROM		29.96
80044226	ACTION MATERIALS	1,298.22	
80044227	ADAMS & CLARK INC	1,311.59	
80044228	ALSCO DIVISION OF ALSCO INC		217.49
80044229	NORTHWEST INDUSTRIAL SERVICE	143.94	
80044230	AVISTA UTILITIES	23,917.57	
80044231	BACON CONCRETE INC	3,057.10	
80044232	BRIDGESTONE AMERICAS INC		4,152.16
80044233	BUDINGER & ASSOCIATES INC	9,691.15	
80044234	CITY SERVICE VALCON LLC		10,035.46
80044235	COPIERS NORTHWEST INC	12,887.45	
80044236	CRITTER CONTROL OF GREATER	287.00	
80044237	CW NIELSEN MFG CORP	783.36	
80044238	DATEC INC	922.01	
80044239	DELTA BUSINESS TRAINING LLC	4,000.00	
80044240	DEVRIES INFORMATION MANAGEME	31.36	
80044241	DUNCAN PARKING TECHNOLOGIES	4,647.50	
80044242	LUKE ESSER	2,500.00	
80044243	FIKES NORTHWEST INC/DIV OF	61.00	
80044244	GALLS LLC	167.89	
80044245	GRAINGER INC	800.11	
80044246	GREENSCAPE LANDSCAPING CORP	380.80	
80044247	HATCH ASSOCIATES CONSULTANTS	32,398.58	
80044248	HELENA CHEMICAL CO		6,049.99
80044249	HILL INTERNATIONAL INC	6,418.25	
80044250	KNIGHT CONSTRUCTION &	10,880.00	
80044251	NATIONAL BARRICADE COMPANY		2,030.21
80044252	NORCO INC	4.05	
80044253	ORACLE AMERICA INC	52,343.17	
80044254	STARPLEX CORP	1,156.00	
80044255	WSF LLC	616.90	

REPORT: PG3640
SYSTEM: FMSAP
USER: MANAGER
RUN NO: 46

CITY OF SPOKANE
COUNCIL CHECK RANGE/TOTAL

DATE: 11/20/17
TIME: 08:37
PAGE: 4

CHECK #	VENDOR	CITY	LIBRARY	PARKS
80044256	ALS LABORATORY GROUP	1,005.00		
80044257	ALSCO DIVISION OF ALSCO INC	34.82		
80044258	NORTHWEST INDUSTRIAL SERVICE	165.00		
80044259	AVISTA UTILITIES	139,010.98		
80044260	BAKER & TAYLOR BOOKS		6,348.20	

80044261	CITY SERVICE VALCON LLC	6,062.12	
80044262	CREEK AT QUALCHAN GOLF COURSE		58.72
80044263	DEVRIES INFORMATION MANAGEMEN	93.11	
80044264	FIKES NORTHWEST INC/DIV OF	40.67	
80044265	GRAINGER INC	178.38	
80044266	GUNARAMA WHOLESALE INC	42.16	
80044267	HACH COMPANY	4,341.69	
80044268	IDEXX DISTRIBUTION GROUP	2,466.34	
80044269	INGRAM LIBRARY SERVICES LLC		16.62
80044270	INLAND ENVIRONMENTAL RESOURC	6,433.34	
80044271	MATTHEW BENDER & CO INC	29.92	
80044272	NORCO INC	418.77	
80044273	OVERDRIVE INC		2,926.76
80044274	OXARC INC	238.06	
80044275	POWER CITY ELECTRIC INC	3,949.44	
80044276	PUMP INDUSTRIES INC	2,218.27	
80044277	RECORDED BOOKS INC		1,075.33
80044278	SPOKANE COUNTY TREASURER	33,222.07	
80044279	SVL ANALYTICAL INC	94.50	
80044280	TESTAMERICA LABORATORIES INC	836.00	
80044281	VERIZON WIRELESS BELLEVUE	29,942.15	
80044282	WANDERMERE CAR WASH PLAZA LL	16.00	
80044283	WILDROSE LTD dba	550.92	
80044284	ALICIA D AYARS	76.99	
80044285	MARGARET HARRINGTON	133.55	
80044286	NORTHWEST INDUSTRIAL SERVICE	188.58	
80044287	AVISTA UTILITIES	113,203.80	
80044288	BATTERY SYSTEMS INC	1,401.10	
80044289	BRILES FENCING CORPORATION	2,101.80	
80044290	CASCADE ENGINEERING SERVICES	598.73	
80044291	CDW GOVERNMENT INC	8,670.86	
80044292	CERIUM NETWORKS INC	60,043.71	
80044293	CINTAS CORPORATION NO 3	15,340.68	
80044294	COPIERS NORTHWEST INC	486.40	
80044295	CORVEL CORPORATION	3,144.24	
80044296	COWLES PUBLISHING COMPANY	460.80	
80044297	CHARLES R DELGADO	2,044.25	
80044298	DELL MARKETING LP	3,643.70	
80044299	DOWNTOWN SPOKANE PARTNERSHIP	88,575.00	
80044300	EUROFINS FRONTIER GLOBAL	919.50	
80044301	FEDERAL EXPRESS CORP/DBA FED	684.77	
80044302	GALLS LLC	16.32	
80044303	GROUNDWATER SOLUTIONS INC	14,558.75	
80044304	HYLAND SOFTWARE INC	14,250.88	
80044305	INLAND ENVIRONMENTAL RESOURC	6,658.56	
80044306	KEPRO ACQUISITIONS, INC	5,439.00	
80044307	KEYSTONE LAWN & TREE CARE	1,553.65	
80044308	LICON CHIMCON	1,300.16	

REPORT: PG3640	CITY OF SPOKANE
SYSTEM: FMSAP	COUNCIL CHECK RANGE/TOTAL
USER: MANAGER	
RUN NO: 46	

DATE: 11/20/17
TIME: 08:37
PAGE: 5

CHECK #	VENDOR	CITY	LIBRARY	PARKS
80044309	NORCO INC	70.98		
80044310	POINTE PEST CONTROL	1,463.36		
80044311	PREMERA BLUE CROSS OR	543,027.02		
80044312	SOFTWAREONE INC	1,265.63		
80044313	SOUTHWEST SPOKANE COMMUNITY	3,091.71		
80044314	SPOKANE ARTS FUND	22,083.33		
80044315	SPOKANE PUBLIC SCHOOLS	11,699.09		
80044316	TESTAMERICA LABORATORIES INC	391.00		
80044317	UNIV DIST PUBLIC DEV AUTHORI	17,500.00		

80044318	US BANK TRAVEL CARD	44,248.04		4,861.28
80044319	US BANK OR CITY TREASURER	14,036.88		
80044320	VERIZON WIRELESS BELLEVUE	828.61		
80044321	ZERO DB COMMUNICATIONS LLC	1,245.76		
80044322	ALSCO DIVISION OF ALSCO INC			53.07
80044323	BACON CONCRETE INC	93,367.80		
80044324	CAMERON-REILLY LLC	3,591.00		
80044325	CONTROL SOLUTIONS NW INC			435.20
80044326	COPIERS NORTHWEST INC	1,050.83		
80044327	DW EXCAVATING INC	1,195.18		
80044328	ENVIRONMENT CONTROL OF SPOKA	4,375.00		
80044329	FEDERAL RESOURCES SUPPLY CO	5,950.00		
80044330	FOUR SEASONS LANDSCAPING INC	375.36		
80044331	GARCO CONSTRUCTION INC	459,291.26		
80044332	GREAT FLOORS INC			76,646.00
80044333	KAISER FOUNDATION HEALTH PLA	151,234.13		
80044334	HALME CONSTRUCTION INC	25,645.81		
80044335	HYAS GROUP LLC	18,700.00		
80044336	INDUSTRIAL COMMUNICATIONS	4,052.80		
80044337	INTERLINE BRANDS INC dba			69.09
80044338	KIRKPATRICK & STARTZEL P.S.	986.00		
80044339	CARRIE L PAETSCH	5,309.96		
80044340	PHYSIO-CONTROL INC	24,905.56		
80044341	PRINTING TECHNOLOGIES INC			2,124.85
80044342	SENSKE PEST CONTROL	326.40		
80044343	SPOKANE NEIGHBORHOOD ACTION	57,238.59		
80044344	SPOKANE COUNTY TREASURER	2,657.39		
80044345	STUART CONSULTING GROUP INC	1,800.00		
80044346	LARRY TANGEN	299.00		
80044347	TRANSITIONS DBA TRANSITIONAL	18,889.31		
80044348	VOLUNTEERS OF AMERICA OF	18,535.70		
80044349	WASHINGTON DENTAL SERVICE OR	42,384.94		
80044350	WEST CENTRAL COMMUNITY	545.10		
80044351	YWCA	8,289.22		
		-----	-----	-----
		3,503,782.84	113,619.75	26,003.46
				=====
		CITYWIDE TOTAL:		3,672,906.05

**Agenda Sheet for City Council Meeting of:**

11/27/2017

Date Rec'd

11/20/2017

Clerk's File #

OPR 2017-0003

Renews #Submitting Dept

ACCOUNTING

Cross Ref #Contact Name/Phone

MICHELLE HUGHES 6320

Project #Contact E-Mail

MHUGHES@SPOKANECITY.ORG

Bid #Agenda Item Type

Claim Item

Requisition #Agenda Item Name

5600-ACCOUNTING-PAYROLL

Agenda Wording

Report of the Mayor of pending payroll claims of previously approved obligations through: November 18, 2017. Payroll check #547016 through check #547163 \$7,043,262.69

Summary (Background)

N/A

Fiscal Impact

Grant related? NO

Budget Account

Public Works? NO

Expense \$ 7,043,262.69

N/A

Select \$

#

Select \$

#

Select \$

#

ApprovalsCouncil Notifications**Dept Head**

HUGHES, MICHELLE

Study Session**Division Director**

MARCHAND, CRYSTAL

Other**Finance**

DOVAL, MATTHEW

Distribution List**Legal**

PICCOLO, MIKE

For the Mayor

DUNIVANT, TIMOTHY

Additional Approvals**Purchasing**

PAYROLL RECAP BY FUND
PAY PERIOD ENDING NOVEMBER 18, 2017

FUND	FUND NAME	TOTAL
0100	GENERAL FUND	
0030	POLICE OMBUDSMAN	7,527.15
0230	CIVIL SERVICE	25,486.75
0260	CITY CLERK	14,344.80
0320	COUNCIL	32,771.00
0330	PUBLIC AFFAIRS / COMMUNICATIONS	24,255.15
0370	ENGINEERING SERVICES	173,128.78
0410	FINANCE	38,497.61
0430	GRANTS MNGMT & FINANCIAL ASSIST	12,392.00
0450	CD/HS DIVISION	8,558.02
0470	HISTORIC PRESERVATION	4,132.90
0500	LEGAL	108,475.69
0520	MAYOR	26,318.81
0550	NEIGHBORHOOD SERVICES	11,574.41
05601	MUNICIPAL COURT	102,196.36
05602	PARKING VIOLATIONS	0.00
0570	OFFICE OF HEARING EXAMINER	6,458.40
0620	HUMAN RESOURCES	27,171.22
0650	PLANNING SERVICES	41,304.20
0680	POLICE	2,028,679.84
0690	PROBATION SERVICES	30,864.00
0700	PUBLIC DEFENDERS	79,022.83
0750	ECONOMIC DEVELOPMENT	13,713.04
	TOTAL GENERAL FUND	2,816,872.96

FUND	FUND NAME	TOTAL
1100	STREET	242,145.38
1200	CODE ENFORCEMENT	32,199.21
1300	LIBRARY	171,804.64
1390	URBAN FORESTRY FUND	0.00
1400	PARKS AND RECREATION	247,409.41
1460	PARKING METER	34,046.09
1510	LAW ENFORCEMENT INFO SYSTEM FUND	3,673.60
1620	PUBLIC SAFETY & JUDICIAL GRANT	47,739.52
1630	COMBINED COMMUNICATIONS CENTER	64,922.69
1680	CD/HS	49,709.44
1840	WIA ADMINISTRATIVE COST POOL	0.00
1970	EMS FUND	1,273,482.67
4100	WATER	385,446.52
4250	INTEGRATED CAPITAL FUND	37,623.46
4300	SEWER	458,436.69
4480	REFUSE	258,578.42
4490	SOLID WASTE	262,730.94
4600	GOLF	27,824.60
4700	GENERAL SERVICES FUND	126,785.42
5100	FLEET SERVICE	84,762.01
5200	PUBLIC WORKS & UTILITY FUND	53,410.56
5300	MIS	152,621.01
5400	REPROGRAPHICS	7,803.20
5600	ACCOUNTING SERVICES	90,041.11
5700	MY SPOKANE	20,352.51
5810	WORKER'S COMPENSATION	16,228.80
5830	SELF-FUNDED MEDICAL/DENTAL	10,373.61
5900	ASSET MANAGEMENT	22,233.25
6060	CITY RETIREMENT	10,002.41
6750	REGIONAL PLAN	34,002.56
	TOTAL	7,043,262.69

MINUTES OF SPOKANE CITY COUNCIL

Monday, November 13, 2017

BRIEFING SESSION

The Briefing Session of the Spokane City Council held on the above date was called to order at 3:30 p.m. in the Council Briefing Center in the Lower Level of the Municipal Building, 808 West Spokane Falls Boulevard, Spokane, Washington.

Roll Call

On roll call, Council President Stuckart and Council Members Beggs, Fagan, Kinnear, Mumm, and Stratton were present. Council Member Waldref was absent.

Finance and Administration Division Director Tim Dunivant, City Council's Policy Advisor Brian McClatchey, and City Clerk Terri Pfister were also present on the dais.

Advance Agenda Review

The City Council received an overview from staff on the November 20, 2017, Advance Agenda items.

Addition of Resolution Opposing the Elimination of Tax-Exempt Bonds (RES 2017-0096)

See action taken below under Administrative Session.

Action to Approve November 20, 2017, Advance Agenda

Following staff reports and Council inquiry and discussion regarding the November 20, 2017, Advance Agenda items, the City Council took the following action (pursuant to Council Rule 2.1.2):

Motion by Council Member Fagan, seconded by Council Member Beggs, **to approve** the Advance Agenda for Monday, November 20, 2017; **carried unanimously (Council Member Waldref absent).**

ADMINISTRATIVE SESSION

Current Agenda Review

The City Council reviewed the November 13, 2017, Current Agenda for any changes.

Intertie Agreement with the City of Medical Lake (OPR 2017-0726)

Motion by Council Member Mumm, seconded by Council Member Kinnear, **to defer** to *March 1, 2018, the Intertie Agreement with the City of Medical Lake to supply water in the event of shortages and emergency needs; **carried 5-1 (Council Member Fagan voting "no" and Council Member Waldref absent).** (Clerical Note: March 1 falls on a

Thursday; therefore this matter is deferred instead to the City Council's regularly scheduled meeting to be held on March 5, 2017.)

Suspension of Council Rules to Add Items to November 13 Current and November 20 Advance Agenda (OPR 2017-0793 and RES 2017-0096)

Motion by Council Member Fagan, seconded by Council Member Mumm, **to suspend** the Council Rules; **carried unanimously (Council Member Waldref absent).**

Motion by Council Member Fagan, seconded by Council Member Kinnear, **to add** Power Agreement with Avista Corporation to today's (November 13) Current Consent Agenda; **carried unanimously (Council Member Waldref absent).** (OPR 2017-0793)

Motion by Council Member Mumm, seconded by Council Member Kinnear, **to add** a resolution on tax reform bill to the November 20, 2017, Advance Agenda; **carried 5-1 (Council Member Fagan voting "no" and Council Member Waldref absent).** (Clerical Note: Resolution 2017-0096—opposing the elimination of tax-exempt bonds, which are used with some Low-Income Housing Tax Credits and Historic Tax Credit Programs as proposed in the Tax Cuts and Jobs Act proposed by the U.S. House of Representatives—has been added to the City Council's November 20, 2017, Legislative Agenda.)

CONSENT AGENDA

Upon motion by Council Member Fagan, seconded by Council Member Kinnear, the City Council (Council Member Waldref absent) approved Staff Recommendations for the following:

Special Counsel Contract Amendments with:

- a. Etter, McMahon, Van Wert & Oreskovich, P.C., for outside counsel services in the legal matter West Terrace Golf, LLC, v. City of Spokane—increase of \$126,000. Total Contract Amount: \$175,000. (OPR 2017-0501)
- b. Etter, McMahon, Van Wert & Oreskovich, P.C., for outside counsel services in the legal matter John Durgan, et. al., v. City of Spokane—increase of \$126,000. Total Contract Amount: \$175,000. (OPR 2017-0546)
- c. Van Ness Feldman, LLP for strategic and specialized advice on cases involving water resources, water service planning and water rights—increase of \$25,000. Total Contract Amount: \$102,063. (OPR 2010-0525)

Report of the Mayor of pending:

- a. Claims and payments of previously approved obligations, including those of Parks and Library, through November 3, 2017, total \$5,485,655.27 (Check Nos.

542603-542803; ACH Payment Nos. 43655-43870), with Parks and Library claims approved by their respective boards. Warrants excluding Parks and Library total \$5,202,505.17. (CPR 2017-0002)

- b. Payroll claims of previously approved obligations through November 4, 2017: \$6,979,686.42 (Payroll Check Nos. 547016-547163). (CPR 2017-0003)

City Council Meeting Minutes: October 30, 2017 and November 2, 2017. (CPR 2017-0013)

Power Agreement with Avista Corporation for sale of electricity produced at Waste to Energy Facility from January 1, 2018 through December 30, 2022—approximately \$5,000,000 Revenue annually. (OPR 2017-0793)

Council Recess/Executive Session

The City Council adjourned at 3:43 p.m. and immediately reconvened into an Executive Session for 15 minutes to discuss labor negotiations. Human Resources Director Chris Cavanaugh, Human Resource Analyst Pam Bergin, Assistant Police Chief Justin Lundgren, and Major Eric Olsen were present during the Executive Session. The City Council reconvened again at 6:00 p.m. for the Regular Legislative Session.

LEGISLATIVE SESSION

Pledge of Allegiance

The Pledge of Allegiance was led by Council President Stuckart.

Roll Call

Council President Stuckart and Council Members Beggs, Fagan, Kinnear, Mumm, and Stratton were present. Council Member Waldref was absent.

City Council's Policy Advisor Brian McClatchey and City Clerk Terri Pfister were also present.

There were no **Proclamations**.

ADMINISTRATIVE REPORT

Performance Measures Quarterly Report

Mayor David Condon reported on quarterly performance measures. He noted these latest performance measure meetings will be the last that are done by division and the (next) meetings will be aligned by the new Council standing committees and focusing the performance measures that lead into the strategic measures that are part of the strategic plan. The Mayor stated that as Administration looks at the strategic plan, they

look in particular at very specific tactical performance measures that align and ultimately lead to those strategic measures. He noted the next round (of reviewing performance measures) will be aligned by the new committees. The Mayor then highlighted some performance measures for My Spokane, Solid Waste, and Accounting.

BOARDS AND COMMISSIONS APPOINTMENTS

Spokane Airport Board (CPR 1982-0071), Ethics Commission (CPR 2006-0042), and Health Sciences & Services Authority Board (CPR 2017-0033)

The following action was taken on appointments and reappointment:

Upon Unanimous Roll Call Vote (Council Member Waldref absent), the City Council **approved** (and thereby confirmed) the following appointments and re-appointment:

Spokane Airport Board (CPR 1982-0071)

Re-appointment of Ezra Eckhardt to the Spokane Airport Board for a three-year term, from January 26, 2018, to January 26, 2021.

Ethics Commission (CPR 2006-0042)

- Appointment of Kenneth Hall to the Ethics Commission to begin immediately and for a term of January 1, 2018, to December 31, 2020.
- Appointment of Clayton McFarland to the Ethics Commission to fill a vacated term to begin immediately and continue through December 31, 2019.
- Appointment of Michelle Bleek to the Ethics Commission to fill a vacated term to begin immediately and continue through December 31, 2019

Health Sciences & Services Authority Board (CPR 2017-0033)

Appointment of Dr. Darryl Potyk to the Health Sciences & Services Authority Board to fill a vacated seat and complete the term from November 6, 2017 to July 1, 2019.

There were no **Council Committee Reports**.

Remarks by Council President Stuckart Regarding Council Rules

Council President Stuckart noted that City Council has approved Council Rules and agreed to follow them, and that these (City Council) meetings are City Council business meetings. Council President Stuckart noted that some cities the size of Spokane do not have public forums. The Spokane City Council chooses to have open public forums because it wants to hear from people, but the rules must apply to everyone. Council President Stuckart advised that in the past six years, the City Council has heard

testimony 4,000 different times from 3,000 different people. He noted if he breaks the three-minute limit for only those he feels are important he must apply and break the rule for everyone. He stated two months ago, a woman shared her story of her daughter being murdered, and she was afraid she wasn't getting justice, but she stuck to three minutes. Two weeks ago, a homeless woman shared her story of being raped on the streets of Spokane and she stuck to three minutes. Council President Stuckart stated that last week he had to cut a woman off after she went over three minutes telling her story and she refused to follow the rules. He stated that does not mean that he did not want to hear her story, nor does it mean that he is trying to silence anybody's perspective. Everyone's story is important and everyone deserves to be heard, but during Council meetings that story must be told in three minutes. If anyone wishes to tell Council Members more than three minutes' worth, citizens are free to call or meet with any of the Council Members or send a letter. Council President Stuckart advised that Council Member Stratton is working on a forum on sexual harassment similar to what the City Council did for homelessness this fall, and he looks forward to working with Council Member Stratton on this in the New Year.

OPEN FORUM

Bethany Heath stated she is a registered nurse and doctoral student at Washington State University. She noted she had a class today in the Administration Building and noted that on the way to class she passed a very large mural that had been constructed by students outlining statistics on American poverty of the average American person. If the average American person saw the statistics like she did, they would likely be shocked but not surprised, and they would not let it stand that there is as many homeless children in the United States – two and a half million – as there are people living in the City of Chicago. Ms. Heath provided other remarks on the matter.

Mercy Aguilar referred the City Council to a YouTube video called "Elections Matter 2017" regarding a gathering of libertarians and republicans. She stated she wished to address the Spokane city council member who chose to mud sling derogatory comments about his fellow council members, the election winners of the Democratic Party, and the democratic candidates who ran.

Gene Frazier remarked on the Vets Garage. He stated he volunteered there for a year and a half and now has his own business. He stated he wants to bring what is done at the Vets Garage to the street because there are a lot of people who are hard up out there that need help. He also mentioned Odd Billie's Treasurers at 3302 Sprague and noted everyone is welcome.

LEGISLATIVE AGENDA

SPECIAL BUDGET ORDINANCES **Special Budget Ordinance C35561**

Subsequent to comment by Council Member Mumm and the opportunity for public testimony, with no individuals requesting to speak, the following action was taken:

Upon Unanimous Roll Call Vote (Council Member Waldref absent), the City Council **passed Ordinance C35561** amending Ordinance No. C35457 passed by the City Council November 28, 2016, and entitled, "An Ordinance adopting the Annual Budget of the City of Spokane for 2017, making appropriations to the various funds, departments and programs of the City of Spokane government for the fiscal year ending December 31, 2017, and providing it shall take effect immediately upon passage," and declaring an emergency and appropriating funds in:

Fire/EMS Fund - Mobilizations

FROM: Fire Services, \$490,000; DUI Candidate Court –Dept. of Justice, \$18,000;

TO: Various Accounts, same amount.

(This action budgets for the 2017 Wildland Fire Season.)

There were no **Emergency Ordinances**.

RESOLUTIONS

Resolution 2017-0094 and Resolution 2017-0095

Subsequent to public testimony from two individuals and commentary by Council President Stuckart, the following action was taken:

Upon Unanimous Roll Call Vote (Council Member Waldref absent), the City Council **adopted** the following two resolutions:

- **Resolution 2017-0094** setting assessment roll hearing before City Council for December 18, 2017, and providing notice of the 2018 assessments to business and property owners for the Downtown Parking and Business Improvement Area [Business Improvement District (BID)].
- **Resolution 2017-0095** setting assessment roll hearing before City Council for December 18, 2017, and providing notice of the 2018 assessments to business and property owners for the East Sprague Parking and Business Improvement Area (PBIA).

FINAL READING ORDINANCES

Final Reading Ordinance C35563

Subsequent to an overview by Council President Stuckart and public testimony from one individual, the following action was taken:

Upon Unanimous Roll Call Vote (Council Member Waldref absent), the City Council passed Final Reading Ordinance C35563 updating the annual City of Spokane property tax levy for 2018.

FIRST READING ORDINANCES

The following ordinances were read for the First Time with further action deferred:

- ORD C35559** Relating to the Spokane Transportation Benefit District; amending sections 8.16.010, 8.16.040, 8.16.060 and 8.16.070 of the Spokane Municipal Code.
- ORD C35562** Amending Ordinance C13628 vacating the alley between Mallon Avenue and Broadway, in the City of Spokane, from the west line of Post Street to the east line of Lincoln Street.

SPECIAL CONSIDERATIONS

Intertie Agreement with the City of Medical Lake (OPR 2017-0726)

(For Council Action, see section of minutes under 3:30 p.m. "Administrative Session.")

HEARINGS

Hearing on Final Reading Ordinance C35560 Adopting a Six-Year Citywide Capital Improvement Program

The City Council held a Hearing on Final Reading Ordinance C35560 of the City of Spokane, Washington, adopting a six-year Citywide Capital Improvement Program for the years 2018-2023 and amending section 5.5 Capital Facilities Program of the City of Spokane Comprehensive Plan. Subsequent to a presentation by Budget Director Crystal Marchand, Council inquiry and discussion, with response by Ms. Marchand, and public testimony, the following action was taken:

Upon 5-1 Roll Call Vote (Council Member Fagan voting "no" and Council Member Waldref absent), the City Council passed Final Reading Ordinance C35560 of the City of Spokane adopting a six-year Citywide Capital Improvement Program for the years 2018-2023 and amending section 5.5 Capital Facilities Program of the City of Spokane Comprehensive Plan.

Hearing on 2018 Proposed Budget (FIN 2017-0001) (Continued from November 6, 2017, Agenda)

The City Council continued its Hearing on the 2018 Proposed Budget. No staff presentations were provided. There was an opportunity for public testimony, with no individuals requesting to speak.

Council President Stuckart referenced the Council study session held last week pertaining to the budget and noted there were a lot of questions raised. He stated there was an excellent process on identifying where the City was at financially and what priorities need to get funded; however, he stated he was a bit concerned by some of the answers he got. He stated he would like more time for Council Members to identify their concerns (with the budget) and how those concerns can be fixed moving forward. He noted the budget hearing will need to be closed by December 5, and he requested a motion to defer Ordinance C35565 from November 20 to December 11, so the City Council can continue its dialogue as it digs into the budget. Council President Stuckart addressed budget staff and noted the requested deferral is no reflection of the work they have done, but it is concerns the Council has as a result of questions from staff as it digs into the budget. The following action was taken:

Motion by Council Member Stratton, seconded by Council Member Kinnear, **to defer** Ordinance C35565—adopting the Annual Budget of the City of Spokane for 2018—to December 11 (from November 20); **carried unanimously (Council Member Waldref absent).**

As no action was taken to close the Hearing on the 2018 Proposed Budget, the hearing is continued to the November 20, 2017, Agenda.

SECOND OPEN FORUM

Gabriel Elliott stated he appreciates Spokane's township and government of the City. He referenced Mr. Bill Roswell saying something about the rocks under the freeway (during testimony on Ordinance C35560), and he stated he would like to thank the Police Department for being there on the job after they gave him a lift when he called 911.

ADJOURNMENT

There being no further business to come before the City Council, the Regular Legislative Session of the Spokane City Council adjourned at 7:06 p.m.

Minutes prepared and submitted for publication in the November 22, 2017, issue of the *Official Gazette*.

Terri Pfister
Spokane City Clerk

Approved by Spokane City Council on _____, 2017.

Ben Stuckart
City Council President

STUDY SESSION MEETING MINUTES
SPOKANE CITY COUNCIL
Thursday, November 16, 2017

A Special Meeting of the Spokane City Council was held on the above date at 3:33 p.m. in the City Council Briefing Center, Lower Level – City Hall, 808 West Spokane Falls Boulevard, Spokane, Washington. Council President Stuckart and Council Members Beggs, Fagan, Stratton and Waldref were present. Council Member Kinnear arrived at 3:43 p.m. Council Member Mumm was absent.

The following topic was discussed:

- 2018 Budget – Public Works Departments

The meeting was open to the public but was conducted in a study session format. No public testimony was taken and discussion was limited to appropriate officials and staff.

The meeting adjourned at 5:10 p.m.

Executive Session

After the Special Meeting was adjourned the City Council immediately adjourned into an Executive Session to discuss pending litigation. City Attorney Mike Ormsby and Assistant City Attorney Nate Odle were present during the Executive Session. The Executive Session concluded at 5:19 p.m.

Minutes prepared and submitted for publication in the November 29, 2017, issue of the Official Gazette:

Terri L. Pfister, MMC
Spokane City Clerk

Approved by City Council on _____, 2017.

Ben Stuckart
City Council President



Agenda Sheet for City Council Meeting of:
11/27/2017

Date Rec'd	11/15/2017
Clerk's File #	CPR 2012-0033
Renews #	
Cross Ref #	
Project #	
Bid #	
Requisition #	

Submitting Dept	MAYOR
Contact Name/Phone	BRANDY COTE 6256774
Contact E-Mail	BCOTE@SPOKANECITY.ORG
Agenda Item Type	Boards and Commissions Appointments
Agenda Item Name	0520 APPOINTMENT TO THE CHHS BOARD

Agenda Wording

Appointment of Kathleen Torella as the County Representative to a three year term on the Community, Housing, and Human Services (CHHS) Board, from 11/27/17 - 11/27/20.

Summary (Background)

Appointment of Kathleen Torella as the County Representative to a three year term on the Community, Housing, and Human Services (CHHS) Board, from 11/27/17 - 11/27/20.

<u>Fiscal Impact</u>	Grant related? NO Public Works? NO	<u>Budget Account</u>
Select \$		#
Select \$		#
Select \$		#
Select \$		#
<u>Approvals</u>		<u>Council Notifications</u>
<u>Dept Head</u>	COTE, BRANDY	<u>Study Session</u>
<u>Division Director</u>		<u>Other</u>
<u>Finance</u>		<u>Distribution List</u>
<u>Legal</u>		bcote@spokanecity.org
<u>For the Mayor</u>	DUNIVANT, TIMOTHY	dkinder@spokanecity.org
<u>Additional Approvals</u>		
<u>Purchasing</u>		

**Agenda Sheet for City Council Meeting of:**

11/27/2017

<u>Date Rec'd</u>	11/14/2017
<u>Clerk's File #</u>	RES 2017-0098
<u>Renews #</u>	

<u>Submitting Dept</u>	CITY COUNCIL	<u>Cross Ref #</u>	
<u>Contact Name/Phone</u>	BEN STUCKART 6256269	<u>Project #</u>	
<u>Contact E-Mail</u>	AMCDANIEL@SPOKANECITY.ORG	<u>Bid #</u>	
<u>Agenda Item Type</u>	Resolutions	<u>Requisition #</u>	
<u>Agenda Item Name</u>	0320 SPOKANE REGIONAL FOOD SYSTEM INVENTORY RESOLUTION		

Agenda Wording

A resolution adopting the Spokane Regional Food System Inventory and requesting the development of the Spokane Regional Food Action Plan by the Spokane Food Policy Council.

Summary (Background)

This resolution formally adopts the Spokane Regional Food System Inventory and requests the Spokane Food Policy Council develop an adoptable food action plan for Spokane that addresses the following: 1. Local food economy opportunities throughout the entire food system; 2. Ways to increase Spokane resident access to healthy food; 3. Strategies to preserve our natural landscape, reduce food waste, and prepare for the impacts of climate change.

<u>Fiscal Impact</u>	Grant related? NO	<u>Budget Account</u>
	Public Works? NO	

Select	\$	#
Select	\$	#
Select	\$	#
Select	\$	#

<u>Approvals</u>		<u>Council Notifications</u>	
<u>Dept Head</u>	MCDANIEL, ADAM	<u>Study Session</u>	
<u>Division Director</u>		<u>Other</u>	Urban Development -
<u>Finance</u>	ORLOB, KIMBERLY	<u>Distribution List</u>	
<u>Legal</u>	PICCOLO, MIKE		
<u>For the Mayor</u>	DUNIVANT, TIMOTHY		

Additional Approvals

<u>Purchasing</u>		

RESOLUTION NO. 2017-0098

A resolution adopting the Spokane Regional Food System Inventory and requesting the development of the Spokane Regional Food Action Plan by the Spokane Food Policy Council.

WHEREAS, the Spokane Food Policy Council was formed in 2013 with the mission to advance policies and initiatives that foster a resilient food system in the Spokane area; a system that is healthy and equitable for its citizens, economy and environment; and

WHEREAS, in 2016 the Spokane Food Policy Council published the Spokane Regional Food System Inventory which explains the perceived current reality of our local food system as collected from stakeholders in each part of Spokane's food system including growers, processors, distributors, retailers, eaters, and professional composters; and

WHEREAS, the Spokane Regional Food System Inventory identified areas of agricultural and food industry growth potential as an economic development tool as well as gaps in our current system that have detrimental impacts on citizen health and our natural resources; and

WHEREAS, 15% of adults and 25% of youth in Spokane County are food insecure; and

WHEREAS, in 2014 one in six middle and high school kids in Spokane reported that they had to skip meals because there was not enough to eat; and

WHEREAS, more than half of the students in Spokane's District 81 qualify for free or reduced-price school meals; and

WHEREAS, 31% of the city of Spokane's population reported to receiving SNAP (food stamps) benefits in 2010; and

WHEREAS, 27% of Spokane County's food insecure population is unable to receive assistance because they earn income above the threshold for federal nutrition assistance programs; and

WHEREAS, around 64% of all adults and 25% of youth in Spokane County are obese or overweight; and

WHEREAS, in 2014 in Spokane, only about 25% of adults and 20% of youth ate the recommended amount of fruits and vegetables; and

WHEREAS seventeen census tracts are designated as food deserts in Spokane County including the West Central and Riverside Neighborhoods in the city of Spokane; and

WHEREAS, between 40% and 50% of residents in the Riverside and West Central Neighborhoods receive SNAP benefits; and

WHEREAS, our region spends \$1.5 billion each year buying food from outside our region and only \$4.2 million buying locally grown food; and

WHEREAS, according to the standard developed by the Food and Agriculture Organization (FAO) of the United Nations, Spokane County could feasibly be self-reliant using public land available with more than 775,000 acres available for agriculture in Spokane County; and

WHEREAS, Washington State Department of Revenue reported in 2014 that taxable retail sales in the City of Spokane for the food and beverage industry totaled \$250 million; and

WHEREAS, the total reported sales for five small farmers' markets in Spokane County totaled more than \$1.1 million although access to local food continues to be extremely limited for the size of our metropolitan area; and

WHEREAS, local farmers face distribution challenges because of increasing mandatory insurance and third-party food safety requirements such as tracing mechanisms from large institutional buyers, growing facility and storage needs, and the inability to produce enough product to attract willing distributors; and

WHEREAS, there are only two large-scale distributors that buy from farmers in the Spokane region; and

WHEREAS, although Spokane is the center of a large agriculture region, there are currently no major fruit or vegetable processing plants that process locally grown produce in Spokane County; and

WHEREAS, the lack of commercial kitchens in Spokane prevent many small producers from growing and has led to businesses relocating to other places that have supportive commercial kitchens; and

WHEREAS, farmland in Spokane County has decreased from 72% in 1950 to 47% today of total land available (a decrease of about 288,000 acres); and

WHEREAS, the amount of farmland in Spokane County from 2007 to 2012 declined by 14%; and

WHEREAS, the City of Spokane has zoned 153 acres for Residential Agriculture in Latah Valley, with 92 acres designated prime agriculture land, although land zoned Residential Agriculture is not protected and can be developed for residential uses; and

WHEREAS, there are no available water rights in Eastern Washington and land with water rights is very expensive, making it prohibitive for new farmers to purchase; and

WHEREAS, the Washington State Department of Ecology Water Resources Program report that Eastern Washington's groundwater tables are dropping, surface waters are already appropriated, and water for irrigation is drastically declining; and

WHEREAS, the average total water supply available to agriculture in Eastern Washington will likely to continue to decline as a result of climate change; and

WHEREAS, energy and water demand as a result of climate change and population growth will likely increase conflicts between hydropower and other water users such as farmers; and

WHEREAS, the growing average age of the farmers, the net income losses by more than 60% of Spokane County farmers, the millions of pounds in food waste produced by Spokane County residents, and increasing regulatory requirements create threats to our local food system; and

WHEREAS, local industry development in organic and food waste, growing institutional support of local food, agricultural areas with good soil, and a strong number of citizens committed to seeing our community have access to healthy food and our resources protected create opportunities to grow a vibrant local food system;

NOW, THEREFORE, BE IT RESOLVED BY THE SPOKANE CITY COUNCIL that the City of Spokane formally adopts the Spokane Regional Food System Inventory; and

BE IT FURTHER RESOLVED that the City of Spokane requests the Spokane Food Policy Council develop an adoptable food action plan for Spokane that addresses the following:

1. Local food economy opportunities throughout the entire food system;
2. Ways to increase Spokane resident access to healthy food;
3. Strategies to preserve our natural landscape, reduce food waste, and prepare for the impacts of climate change.

PASSED by the City Council on _____.

Council President

Attest:

Approved as to form:

City Clerk

Assistant City Attorney

Mayor

Date

Effective Date

Spokane Regional Food System Inventory



SPOKANE FOOD POLICY COUNCIL
2016

Table of Contents

	page #
Executive Summary	i
About the Spokane Food Policy Council	iv
Economy	
1 Our National Food System	2
2 Growers	5
3 Urban Agriculture	12
4 Food Processors	16
5 Distributors	22
6 Retailers	28
7 Consumers	35
8 Managing Food and Organic Wastes	39
9 Barriers to Growing a Robust Local Food Economy	46
Population	
10 Food and Health	51
11 Food Insecurity in Spokane County	53
12 Access to Food	60
13 Healthy Eating	72
14 Human Health and Our National Food System	75
Natural Resources	
15 Climate	82
16 Air Quality	85
17 Water	88
18 Soils in the Spokane Region	92
19 Working Lands in Spokane County	95
20 Pollinators	102
21 Moving Forward	104
22 Acknowledgements	109

Executive Summary

Rationale

This report, written by members of the Spokane Food Policy Council (SFPC), is a broad assessment of the Spokane regional food system in 2016--the first of its kind for Spokane. Spokane joins other cities all across the United States that are evaluating their local food systems in an effort to improve access and quality of food for their residents and to determine their ability to provide food during economic, environmental and climatic challenges.

Our current food system is failing people and the evidence that it is dysfunctional food system is mounting:

- Many people, especially the poor, do not have easy access to healthy food.
- One in six people in the U.S. are food insecure.
- Many people suffer from food-related illness including diabetes, obesity and cardiovascular disease.
- Food recalls due to bacterially-infected food are common.
- Farm soils suffer high erosion rates and are contaminated with pesticides.
- Water resources are running low.
- Pollinators, such as honey bees, which pollinate 90% of our food crops, are dying in increasing numbers.

*A **food system** includes all aspects of food, beginning with the nourishment of the soil to planting of seeds, harvesting and processing of crops, to distribution and delivery of prepared food and the purchasing, preparing and consuming of the finished product. It also includes composting of waste back into soil nutrients.*

A functional food system provides healthy food for everyone and maintains the health of the natural resources needed to grow the food. As people recognize the failure of the national food system, they are creating local food systems that stimulate their local economy, provide healthy food for all the residents of their community, and protect their soil and water resources.

Outline of the Food System Inventory

The first section, **Economy**, discusses the current state of our national food system, then discusses the role that locally grown food plays in our broader food economy and the benefits and barriers to increasing it. The second section, **Population**, highlights residents' ability to access healthy, culturally relevant food. The last section, **Natural Resources**, summarizes the ability of our natural landscape to provide the food we need going into the future.

Economy

The Spokane region is located in the midst of an agricultural area, but very few crops and livestock grown here feed our residents. We spend \$1.5 billion each year buying food from outside our region and only \$4.2 million buying locally grown food.¹ We can create a more resilient local food system while strengthening our economy if we eat locally grown food. Our food dollars will stay in our community, creating a stronger economy.

Unfortunately, several barriers to this sort of economic vitality exist. Spokane regional farmers are aging and the region needs more programs to train our future farmers. There is also very limited local infrastructure for small local growers to process and distribute their food in Spokane County. A USDA certified meat processor and a fruit and vegetable processing plant would enhance the ability of small growers to deliver food to local markets.

Population

In Spokane County, 64% of all adults are obese or overweight.² Evidence is mounting that the increase in obesity is due to consumption of heavily processed food. About 15% of adults are food insecure³, which means they are not sure where their next meal will come from. Poverty and lack of easy access to grocery stores contribute to this problem.

Many people do not know how to eat well or how to cook. New school programs introducing children to more fruits, vegetables and “scratch-cooking” are dropping obesity rates in children in Spokane County⁴, but much more should be done to teach both adults and children the importance of healthy eating habits. Improving access to healthy foods requires action on multiple levels ranging from policy to individual changes.

Nearly every culture has its own food. What one eats, how it is prepared and served are important cultural identities. Having culturally appropriate food is an important aspect of a healthy food system. Wild foods are culturally important for many people and must be preserved.

Natural Resources

Food production is dependent on natural resources such as soil, water and pollinators. In our region all are in decline. Tilling practices have caused extensive water and wind erosion in local soils. The soils in the Palouse are becoming acidic, due to heavy applications of nitrogen fertilizers, which is limiting the ability to grow wheat.⁵

While the Spokane metro area is blessed with a plentiful aquifer, we cannot be complacent in allocation of its water. Outlying areas have dropping water tables and wells are going dry. All available surface water has been allocated. These pressures will increase withdrawal from the Spokane Valley Rathdrum Prairie Aquifer. Outdated water right laws do not give agricultural purposes a preference and farmers do not have access to enough water.

Farmland in Spokane County is disappearing at an alarming rate. Since the 1950s farmland has decreased from 72% to 47% of total land available⁶. Programs should be established to protect existing farmland, particularly for those that have water rights.

Protecting these resources is also crucial for the health of pollinators -- ninety percent of all food crops are dependent on them, and their populations have been crashing. Lack of habitat, forage and use of pesticides are likely causes.

Summary

The Spokane region is on its way to creating a vibrant local food system, but local farming is under-supported. We live in an area with strong agricultural roots and good soil. There is a growing nucleus of individuals, from growers to eaters, who are committed to seeing that everyone who lives here has access to healthy food and that our natural resources are protected. In the process, our economy will grow and we will be a more resilient community.

¹Meter, Ken, 2014, Inland Northwest Region (Washington) Local Farm and Food Economy, <http://www.crcworks.org/crcdocs/waspokesum14.pdf> (2/21/2016)

²Spokane Regional Health District, Spokane Counts 2015, <http://www.srhd.org/spokanecounts/indicator-overview> (1/23/2016)

³Community Indicator Initiative of Spokane, <http://www.communityindicators.ewu.edu/>, (1/26/2016)

⁴Colleen Culbertson, Empire Health Foundation, Program Associate, Pers. Comm. Sept 10, 2015

⁵D. K. McCool, et al, 2001, Factors Affecting Agricultural Sustainability in the Pacific Northwest, USA; An Overview, <http://tucson.ars.ag.gov/isco/isco10/SustainingTheGlobalFarm/P222-McCool.pdf>

⁶USDA Census of Agriculture, <http://www.agcensus.usda.gov/Publications/> (10/15/2015)

About The Spokane Food Policy Council

In 2013, City Council President Ben Stuckart convened the Spokane Food Policy Council (SFPC) to assess our regional food system and help develop a resilient food system in our area. The SFPC is comprised of individuals from a variety of sectors in agriculture, health, education, business, government and community development.

Our Mission: To advance policies and initiatives that foster a resilient food system in the Spokane area; one that is healthy and equitable for its citizens, economy and environment.

Our Vision: A thriving community that values and cultivates a viable, inclusive, and prosperous food system.

- A viable food system ensures stewardship of our **natural resources** while supporting a healthy food system.
- An inclusive food system ensures **all people** are able to participate in the food system in a healthy, equitable and a culturally relevant manner.
- A prosperous food system ensures strong **economic** opportunities throughout the food system.

Current Work of the Spokane Food Policy Council

The Spokane Food Policy Council has chosen the following strategies on which to focus for 2016.

Prosperous (Economy)

- Encourage institutional purchasing policies mandating that at least a portion of all food purchases are grown locally.
- Establish policies that allow for local food processing in or near urban areas, or create policies for designated food-processing food infrastructure districts.

Inclusive (Population)

- Development and capacity building of nutrition, food preparation, gardening and food education in K-12 schools.
- Incent grocery stores, farmers' markets, food carts, vending machines and other mobile vendors to locate in underserved communities.

Viable (Natural Resources)

- Work to preserve key pieces of regional farmland/wild land.
- Develop and suggest policies that reduce food in the waste stream.

Current Spokane Food Policy Council Directors and Advisors

Name	Affiliation
Elizabeth Abbey	PhD, RDN
Edward Brown	NW Local Food Distributor, Organic By Design
Jason Clark	CEO, Second Harvest
Brian Estes	Catholic Charities, Food for All
Torie Foote	Footehills Farm, Realtor
Jennifer Hall	Community Building, The Whole Plate
Erin Hannum	Lawyer for Farm Commons
Kitty Kitzke	Futurewise
LJ Klinkenberg	Luck Junky
Linda Moulder	Retired Biologist, Permaculturalist
Pat Munts	Spokane County Extension
Kyle Unland	Spokane Regional Health District
Joel Williamson	LINC foods
Melodi Wynne	Spokane Tribe
Advisors	
Todd Beyreuther	Washington State University
Chris Bieker	Private Citizen
Deborah Bisenius	City of Spokane
Nathan Calene	Spokane Food Policy Council Coordinator; Food Systems Planning
Wendy Knopp	NW Farm Credit Service
Alex Plummer	Charlie's Produce
Philip Small	Soil Scientist, Permaculturalist
Ben Stuckart	City Council

Disclaimer: This inventory is a living document and will be updated as new information becomes available. The businesses mentioned within are not meant to be definitive, but represent examples of local businesses involved in our local food system.



Economy

The Spokane region is located in the midst of an agricultural area, but very few crops and livestock grown here feed our residents. We spend \$1.5 billion each year buying food from outside our region and only \$4.2 million buying locally grown food.¹ Can we strengthen our local food economy and keep more dollars in our region?

I Our National Food System²

In order to appreciate the need for a robust local food system, it is important to understand the origin of most of the food found in our grocery stores. Today's national food system is global in nature and offers a cornucopia of choices for the American consumer. Grocery stores offer a myriad of brands, fruits and vegetables from around the globe, with many ready-to-eat options. Never before have people had such a selection of food choices.

But this food system is failing Americans in a number of ways. Obesity, diabetes and other diseases have skyrocketed in the last 20 years. Increasingly, people are looking at the food they eat as a cause of their medical problems. Multinational food companies provide a large part of many American diets and their offerings generally are high in calories and low in nutrition.

Today, 20 food corporations produce most of the food we eat, including organic brands. Large chain food stores control more than half of all grocery store sales. How did we move from a nation of family farms to this massive corporate system?

Our current national food system began with farm and food policies developed shortly after WWII. Young men were encouraged to leave farms and move to factories in order to provide cheap labor for manufacturing. A small number of industrialized farms remained to grow corn and other commodity crops necessary for processed food.

The oil crisis of the 1970s caused the cost of farming to skyrocket, forcing many farmers to sell or go into debt. Crop prices dropped because of failed Department of Agriculture policies during the 1970s. Farmers were encouraged to plant "fence row to fence row", causing overproduction. During this period, thousands of family farmers lost their farms. Meanwhile, cheap grain prices encouraged the expansion of factory farms and food manufacturing. Consolidation of our food system accelerated in the 1980s and 1990s, with federal deregulation and formation of the WTO (World Trade Organization).

The passage of NAFTA (North American Free Trade Agreement) in 1993 and the 1996 Farm Bill provided a crushing blow to the remaining family farmers. The Farm Bill forced a policy of "get big or get out." Farmers were encouraged to increase production

with the promise of expanded export markets—including Mexico. But almost immediately, this policy failed as prices for agricultural goods became unstable. Each time prices dropped, more small- and medium-scale farmers were forced into bankruptcy, while concentration of land ownership and agricultural production grew.

These national policies have resulted in a system where few corporations control the food we eat. (See Table 1, pg. 4 for a listing of the companies owned by the top five corporations.) The rapid industrialization of the food system has resulted in the degradation of the environment—polluted waterways, eroded and degraded soils and inhumane animal practices. For some of the particulars on issues created by our national food system see the *Human Health* and *Our National Food System* chapters.

Americans spend 90% of their food budgets on heavily processed food. This food is high in calories as well as preservatives, emulsifiers, binders and other ingredients never found in food grown in a field or in a garden. Consumption of these foods has been linked to obesity, diabetes and heart disease, but the political power of the food industry has prevented necessary changes in public policy to protect human health. (See *Food and Health* chapter for specific statistics about Spokane County residents).

People are recognizing that much of the food we eat is not good for us or for the environment. The food industry has a vast lobbying network and policymakers in Washington, D.C. seem stuck on the same failed policies. Regaining control of the national food system will not be easy. These efforts may require a restructuring of how we measure the economic value of food for consumption, sustenance and sharing. For this we can learn from local indigenous peoples who have, since time immemorial, recognized and celebrated reciprocal benefits for people, plants, environment and future generations. There are some encouraging developments in this direction. In many communities across the country, people are opting out of the existing large-scale industrialized system to rebuild smaller, healthier options that are rooted in local economies and connections between farmers and consumers. The Spokane region is on its way to joining them.

¹Meter, Ken, 2014, Inland Northwest Region (Washington) Local Farm and Food Economy, <http://www.crcworks.org/crcdocs/waspokesum14.pdf> (2/21/2016)

²From: Hauter, Wenonah, Foodopoly: the battle over the future of food and farming in America, The New Press, 2012

³<http://www.foodprocessing.com/top100/top-100-2014> (3/17/2016)

Table I: Top 5 U.S. Food Companies and Their Brands³

	Company	2014 Food Sales (\$ millions)	Brands
1	PepsiCo	38,224	Amp, Aquafina, Aunt Jemima, Baken-Ets, Cap'n Crunch, Chee-tos, Chester's, Cracker Jack, Diet Pepsi, Dole (license), Doritos, El Isleno, Ethos, Fiesta, Frappuccino, Flat Earth, Fritos, Funyuns, G2, G Natural, Gamesa, Gatorade, Grandma's Cookies, Hickory Sticks, Hostess Potato Chips, Izze, Kas Mas, King Vitaman, Lay's, Life, Lipton (partnership), Manzanita, Matador, Mirinda, Miss Vickie's, Mother's, Mountain Dew, Mug, Munchies, Muncos, Naked Juice, Near East, No Fear, Nobby Nuts, Ocean Spray (licensed), O'Grady's, Parkers, Pasta Roni, Pepsi, Propel, Quaker, Quisp, Rice-A-Roni, Rold Gold, Ruffles, Sabritas, Sabritones, Santitas, Seattle's Best Coffee, 7-Up, Sierra Mist, Slice, Smartfood, Smith's, SoBe, South Beach, Stacy's, Storm, SunChips, Tazo, Tostitos, Tropicana, True North, Walkers, Naked Juice
2	Tyson	36,077	Any'tizers, Bonici, Cavanaugh, Chairman's Reserve, Cobb, Colonial, Corn King, Cut & Ready, Delightful Farms, Deli Slices, Dorskocil, Golden Trophy, Grilled & Ready, Hot Wings, IBP, Jefferson Meats, Joseph Copperfield's & Sons, Lady Aster, Mexican Original, Mr. Nuccio, Open Prairie Natural Angus, Original Wraps Our American Favorite, Pizza Topper, Pizzano, Readi Rise, Reuben, Russer, Solo Serves, Star Ranch Angus, Supreme Tender, TastyBird, Tenderpressed, Thorn Apple Valley, Trimmed & Ready, Tyson, Weaver, Wilson, Wilson Foodservice, Wright, Wunderbar
3	Nestle	27,978	Acqua Panna, Aero, After Eight, Alpo, Antica Gelateria del Corso, Aquarel, Arrowhead, Baby Ruth, Baci, Baeren Marke, Beggin Strips, Beltè, Beneful, Boost, Buitoni, Butterfinger, Buxton, Cailler, Calistoga, Carnation, Cat Chow, Cerelac, Cerevita, Chamyto, Cheerios (Europe-license), Chef, Chef-Mate, Chocapic, Cini Minis, Clinutren, Coffee-Mate, Contrex, Cookie Crisp, Dar Natury, Davigel, Davifrais, Deer Park, Delissio, Dibs, Dog Chow, Dreyer's, Edy's Slow Churned, Dibs, Häagen-Dazs, Drumstick, Skinny Cow, Nestlé Toll House, Nestlé Carnation, Nestlé Push-Up, Frosty Paws, Eskimo Pie, Ecco, Estrelitas, Everyday, Extrême, Fancy Feast, Felix, Fitness, Friskies, Gerber, Gerber Graduates, Good Start, Gourmet, Herta, Hot Pockets, Lean Pockets, Ice Mountain, Impact, Jenny Craig, Juicy Juice, Kit Kat, La Cremeria, La Laitière, Lean Cuisine, Levissima, Lion, Maggi, Maxibon, Milo, Minor's, Mövenpick, Mucilon, NaturNes, Nero, Nescafé, Nescau, Nespresso, Nesquik, Nestea, Nestle, Nestlé Crunch, One, Optifast, Orion, Peptamen, Perrier, Perugina, Poland Spring, PowerBar, Pro Plan, Pure Life, Purina, Quality Street, Real Dairy, Resource, S.Pellegrino, Smarties, Stouffer's, Taster's Choice, Thomy, Tidy Cats, Toronto, Trio, Vittel, Wonka, Yorkie
4	JBS USA	24,000	5 Star Beef, Aspen Ridge Natural Beef, Blue Ribbon Angus, Cedar River Farms, Chef's Exclusive, Clear River Farms, G.F. Swift 1855 Brand, Liberty Bell, Moyer, Packerland, Showcase Premium Ground Beef Swift
5	Coca-Cola	21,462	Abbey Well, Aquarius, Barq's, Blak, Bright & Early, Canada Dry, Carver's, Citra, Coca-Cola, Coke, Dasani, Diet Coke, Fanta, Five Alive, Flavor Rage, Fresca, Fruitopia, Full Throttle, Georgia, Glaceau vitamin water, Hi-C, Honest Tea, Illy issimo, Inca Cola, Manzana Mia, Mello Yello, Minute Maid, Mr. Pibb, Nestea, Northern Neck, Odwalla, Powerade, Red Flash, Schweppes, Seagram's, Simply, Sprite, Surge, Tab, Vault

2 Growers

Growers include all people who grow the food we eat. They may be farmers growing crops from seed, or ranchers growing meat or dairy products.

Regional Farms

Tables 1-3 give a summary of the Inland Northwest regional farming picture. In general, counties south of Spokane County grow grains and legumes; those north of Spokane County produce forage and livestock. Whitman and Lincoln counties have the largest average farm size since their main crops are grains.

Table 1: Regional County Farms at a Glance (2012)²

County	County Seat	# Farms	Acres Farmland	Major Crops & Livestock
Adams*	Ritzville	713	1,000,000	Wheat, Vegetables (all) Potatoes
Ferry	Republic	255	792,000	Forage, cattle and calves
Lincoln	Davenport	897	1,100,000	Wheat, barley
Pend Oreille	Newport	288	44,000	Forage, cattle and calves
Spokane	Spokane	2501	537,000	Wheat, forage, livestock, nursery
Stevens	Colville	1148	527,000	Forage, cattle and calves, wheat
Whitman	Colfax	1195	1,300,000	Wheat, barley, dried beans, cattle and calves
Totals		6997	5,300,000	

*only county with significant irrigated land



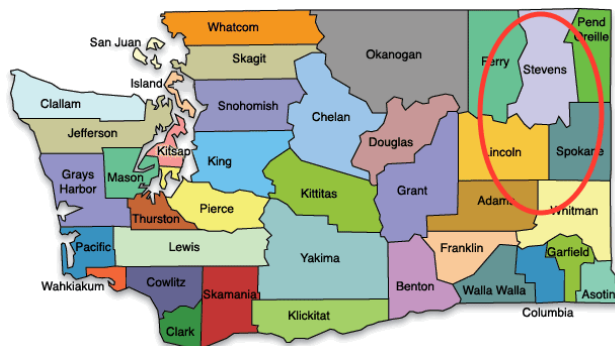
Adams County farmland is about 12% irrigated and derives 39% of its production value from vegetables and fruit. In contrast, Spokane, Stevens, Pend Oreille and Lincoln counties have only 2-3% of their farmland irrigated. In addition to the lack of irrigation, the region



receives most of its precipitation during the winter months instead of during the growing season. Fruits and vegetables require more water than grains and grasses, which may explain why most farmland in the region produces grains and forage instead of fruits and vegetables.

Table 2: Regional Farm Financial Picture in 2012²

County	Market Value of Products Sold	Direct Farm Sales	Net Cash Income Per Farm	Cost of Production** Per Farm
Adams	\$430,155,000	\$129,000	\$183,658	\$474,860
Ferry	\$5,331,000	\$408,100	\$2,167	\$23,124
Lincoln	\$183,244,000	\$183,200	\$99,202	\$142,704
Pend Oreille	\$3,954,000	\$71,280	\$1,619	\$12,902
Spokane	\$149,760,000	\$2,250,000	\$16,667	\$50,722
Stevens	\$36,346,000	\$871,200	\$5,250	\$28,955
Whitman	\$370,801,000	\$371,000	\$143,835	\$133,646
Totals	\$1.18 billion	\$4,280,000		



**Cost of production includes:

- Fertilizer, lime, soil conditioners (16%)
- Hired farm labor (11%)
- Chemical purchases (11%)
- Depreciation (9%)
- Supplies, repairs, maintenance (9%)
- Fuels (8%)
- Land & Building rentals (7%)
- Feed purchases (7%)
- Seed purchases (6%)
- Other (16%)

AGRICULTURE - A Cornerstone of Washington's Economy

Market Value of Crops and Livestock and Number of Farms by County from 2012 Census of Agriculture, USDA

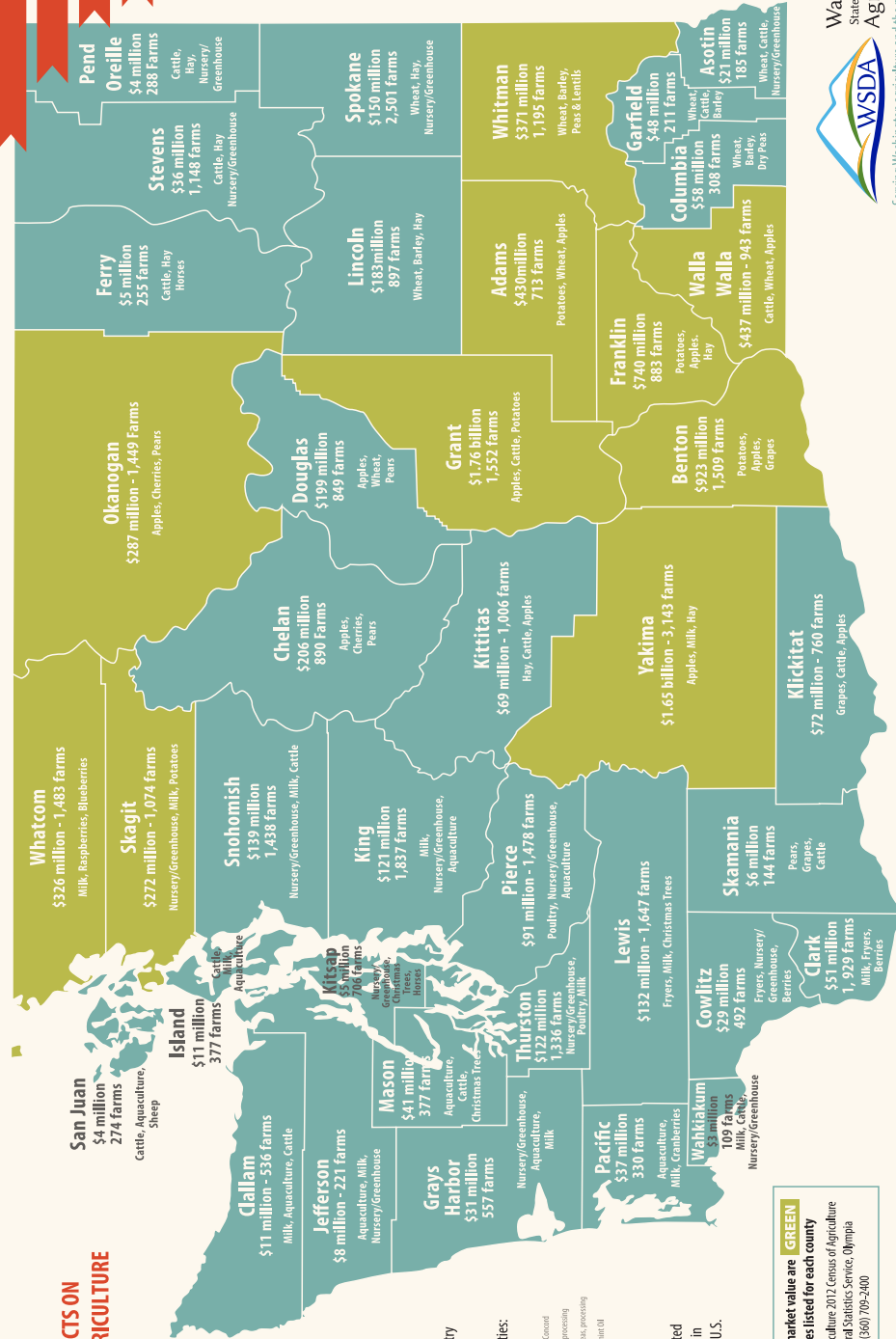
KEY ECONOMIC FACTS ON WASHINGTON AGRICULTURE

- 37,249 farms
- 300 commodities grown
- \$51 billion overall value of food and agriculture industry
- \$10.16 billion market value of crops and livestock
- 12% of Washington's economy
- 160,000 employed in agriculture and food industry
- Ranks No. 1 in U.S. production in 11 commodities:
 - Bell Peppers
 - Apples
 - Grapes
 - Grapes, Concord
 - Soybeans
 - Grapes, processing
 - Soybean Oil
 - Wilded Seed Pods
 - Legumes
 - Green peas, processing
 - Pigment Oil
 - Sweet Cherries
- \$15.1 billion in food and agriculture products exported through Washington ports in 2013, third largest total in U.S.

LEGEND
 Top 10 counties in market value are GREEN
 Leading commodities listed for each county
 Source: U.S. Dept of Agriculture 2012 Census of Agriculture
 USDA National Agricultural Statistics Service, Olympia
www.nass.usda.gov/wa (360) 709-2400

TOP 10 COMMODITIES: (MILLIONS OF DOLLARS)

- APPLES - \$2,189
- MILK - \$1,299
- WHEAT - \$1,014
- POTATOES - \$792
- CATTLE/ CALVES - \$706
- HAY - \$675
- CHERRIES - \$385
- GRAPES - \$279
- PEARS - \$225
- HOPS - \$202



Spokane County Farms

More than half of the 2,501 farms in Spokane County are less than 50 acres. Almost 70% of farmland grows crops and 14% is pasture. The remainder is woodland or used for other applications.

The primary crops grown are wheat, forage, livestock and nursery plants. Although the number of farms stayed steady between 2007 and 2012 (the most recent Ag Census), the amount of farmland in Spokane County decreased by 14% during the same period (see pg 98).

Table 3: Value of Products Sold In Spokane County²

Ag Product	Value (\$ million)	Percent of Total Sales
Grain	\$97.7	65%
Livestock	\$16.9	11%
Hay	\$15.2	10%
Nursery Plants	\$12.9	9%
Vegetables	\$4.9	3%
Milk	\$3.2	2%

Farmers in the State of Washington grow 300 different crops, including livestock. In Eastern Washington, farmers are limited in what they can grow due to climate, but do produce a wide variety of fruits, vegetables and animals.

Spokane County Farmers and Ranchers²

- Farmers whose principal occupation is farming operate 42% (1,039) of Spokane County's 2,501 farms.
- Seventy-nine percent of Spokane County farmers fully own their farms.
- Part-time farmers operate more than half of the farms in Spokane County.
- Farmers across the nation are aging and Spokane County follows that trend; Spokane farmers are, on average, 58.6 years old.
- Spokane County farmers sold \$150 million of products in 2012, with \$133 million in crops and \$17 million in livestock.
- Seventy-four percent of Spokane County farms sold less than \$10,000 in farm products.
- Nine hundred and eight (36%) of Spokane County's farms reported net income gains, while 1593 (64%) reported net losses.

Spokane County Direct Sales by Farmers

In 2012, 406 Spokane County farmers sold \$2.3 million directly to consumers, which is much more than other regional counties (see Table 2). This is undoubtedly due to their access to a large population base. According to Joel Williamson, co-founder of LINC Foods (a regional company connecting local farmers with food suppliers), farmers will only travel about 100 miles, or 90 minutes to sell their products directly

to consumers. This limits the number of farmers that can sell directly to the metropolitan Spokane area.

Government Subsidies

Government subsidies for farmers take many forms. They range from local government property tax breaks to federally subsidized crop insurance. At the state level, farmers benefit from tax breaks on input and equipment expenditures. At the federal level, the bulk of subsidies have historically targeted staple commodity crops such as grains and oilseeds. Federal subsidies for specialty crops, such as fruits and vegetables, tree nuts, horticulture and nursery crops, have primarily been to assist with research and marketing but have also included cost-share dollars for conservation and subsidized water for irrigation. In the past decade, federal subsidies have expanded for specialty crops and smaller, beginning and organic farmers. These subsidies include subsidized loans and insurance and cost-share financing for a wide variety of practices and grants.

Vets on the Farm Program

The average age of farmers in Spokane County is 58.6 years. If the Spokane region is to remain viable as an agricultural center, it needs a mechanism for recruiting new farmers. The Spokane Conservation District has a new program to fill the void of aging farmers with veterans and active reserve military personnel, according to Pat Munts, the Small Farms Coordinator. Veterans come home from war and face a daunting challenge of fitting into our culture. They suffer from homelessness, mental illness and unemployment. This program offers training that will lead to farming and other agricultural-based employment.

Wild Plant Cultivation

Nature has provided wild food, including berries, roots and herbs, for generations of people living in this region. While the availability of wild foods has decreased with the onset of development, the revegetation of native plant species is increasingly recognized as desirable and viable in open spaces throughout urban and rural areas. Many native plant species thrive when planted in areas that have minimal water or cultivation. These foods are available seasonally and can be processed and preserved for off-season consumption. The use and care of wild plants can be taught in local community kitchens, schools, and grassroots groups. Increased availability and access to these native foods can provide a more affordable healthy choice for people in

underserved neighborhoods. It also helps keep dollars in the region and provides satisfying, nutritious food for the table.

¹Meter, Ken, 2014, Inland Northwest Region (Washington) Local Farm and Food Economy, <http://www.crcworks.org/crcdocs/waspokesumi4.pdf> (2/21/2016)

²USDA Census of Agriculture <http://www.agcensus.usda.gov/Publications/2012> (8/15/2015)

Local Business Highlights

Shepherd's Grain

Karl Kupers and Fred Fleming began farming in new ways to keep their land productive for decades to come and to enable their wheat to be sold at a fair price. These farming ideas are called sustainable agriculture.



Fred Fleming describes the birth of Shepherd's Grain as an effort to reconfigure the opportunities available on his farm near Reardan. The farm had been in his family since 1888, but Fleming knew he was going to have to change his farming practices to make the farm viable in the new economy. The only way to get a higher price would be to offer a unique product that could be differentiated from commodity products.

Today there are nearly 60 growers from southern Alberta and the Pacific Northwest who raise wheat for Shepherd's Grain. They all use sustainable farming methods and are, or are in the process of certification by a third party audit. Their wheat is milled and the flour sold through ADM in Spokane to artisan bakers throughout the Pacific Northwest. A number of restaurants and pizzerias in Spokane use Shepherd's Grain flour. It is also available at URM Cash and Carry and Smart & Final Cash and Carry. Visit their website, www.shepherdsgrain.com, for more information.

Full Bushel Farm

Dan and Laura Sproule operate Full Bushel farm, a 6-acre oasis in the midst of rolling wheat hills south of Cheney. They support their family of six children by growing vegetables and selling them at two farmers' markets and through a handful of wholesale accounts. They just finished their fourth growing season.

Several years ago they were looking for a type of work where both of them could play an active role in raising their growing family, and they decided on farming. They interned on a 100-acre farm in Minnesota for 3 years, and learned a lot about techniques and efficiencies for being successful vegetable farmers. Dan feels this experience has helped them be successful as full-time farmers.

They moved back to this area to be close to family and found land to lease. They are looking for land to purchase, but any property with water rights is just too expensive. Dan says the lack of available water rights is a major barrier for beginning farmers in this region.



3 Urban Agriculture

Urban agriculture involves growing or producing food for commercial purposes in or around an urban area. The Spokane region has a rich history of urban agriculture, but increasingly, agricultural land close to the city perimeter is being sold and developed for other purposes. A robust urban agricultural system offers economic vitality to the region by keeping food dollars local while providing income for growers and other food-related businesses.

Why Urban Agriculture?

Urbanized populations are growing as people move from rural to urban environments.¹ An urban agricultural infrastructure is a way of meeting local food demands and ensures a level of self-reliance.

Enabling crop production in urban areas helps solve

food access issues. In Spokane County, seventeen census tracts are designated as

*A **census tract** is a small geographical area within a county that is delineated by a committee of local participants prior to each decennial census. Generally there are between 2,500 to 8,000 residents in each tract.³*

***Food deserts** are areas in urban neighborhoods and rural towns without ready access to fresh, healthy, and affordable food.*

food deserts (see pg. 57).² This lack of access to fresh, healthy food contributes to a poor diet and can lead to obesity and chronic diseases such as diabetes and heart disease. By placing urban agricultural sites inside or near food deserts, residents have ready access to healthy food and the cost of shipping produce can be greatly reduced or eliminated entirely.

The USDA estimates that supermarkets lose \$15 billion annually in unsold fruits and vegetables due to produce damage and spoilage during transport.⁴ Locally-grown produce minimizes spoilage and degradation while extending product shelf life, which benefits consumers and retailers alike.

Finally, there is increasing interest among communities to develop “resilience” which is the ability to recover from a misfortune or change. If a community has its own food resources, it is not as susceptible to drought, crop failures or transportation

misfortunes as are those communities that import their food. See pg. 71 for specific information on Spokane County's current plan to feed itself in times of emergency.

Policies Regarding Urban Agriculture in the City of Spokane

With the help of the Spokane Food Policy Council, the City of Spokane recently updated its zoning regulations and revised its animal-keeping ordinance to promote the production and sale of local produce, flowers and eggs. These new policies will encourage residents to grow food for sale as well as their own use.

- **Market Garden Pilot Project** - This new ordinance allows the production and on-site sale of "agricultural products" meaning fruits, vegetables, flowers, and eggs in residential zones. Marijuana is specifically excluded.⁵
- **Revised Animal Law** - This revised ordinance takes into account one's lot size and bases the number of animals one can have by the square footage of the lot area. The new ordinance also allows "small livestock".⁶

Urban Agricultural Areas Within Spokane County

City of Spokane

The Vinegar Flats area along Latah Creek southwest of downtown Spokane has historically been farmed and there is a resurgence of market farming in that area. The City of Spokane has zoned 153 acres for Residential Agriculture in Latah Valley, with 92 acres designated prime agriculture land. Land zoned for Residential Agriculture within the City of Spokane is not protected, and can be developed for residential uses.

City of Spokane Valley

The City of Spokane Valley does not have any agriculture zoning, but has 14.6 acres that currently receive farm tax exemptions. Spokane Valley has an "open space" zoning designation, but this does not protect working lands such as farms. Before incorporation as the City of Spokane Valley in 2003, the Spokane valley area historically had many truck farms (farms where vegetables are grown for markets). In the past decade, much of the area has been subdivided into 5-acre plots and few farms remain. However, the area has a number of water districts with agricultural water rights, so it is possible in the future that farmers could lease land that is currently sitting fallow. Spokane Valley sits above the Spokane Valley Rathdrum Prairie aquifer and has thin soils, so the area should be farmed by organic means to prevent contamination of the aquifer (see pg. 90 for information about the aquifer).

Spokane County Food Shed Analysis

Eastern Washington University students from the Urban and Regional Planning program recently completed an analysis of the Spokane County food shed. This

A food shed is the geographical area between where food is produced and where that food is consumed.

analysis investigated whether the county can be self-reliant in its food supply within a 100-mile radius of the urban center. The Food Shed Analysis measured public land that is capable of growing food, where it is located, and how much land is needed for Spokane County residents, according to the 1.2 acre/person estimate of the Food and Agriculture Organization (FAO) of the United Nations.

The results are eye opening. Spokane County has a population of 479,398. Using the FAO's standard of 1.2 acres/person, the food shed needs to have 575,278 acres (899 sq miles) of agriculturally capable land. To identify appropriate land, the students used soil rankings from the Natural Resource Conservation Service (NRCS). They then subtracted any inappropriate land (i.e. national forest, Indian reservations, protected wetlands, etc.). They discovered that Spokane County could feasibly be self-reliant using public land available only within the county. There are 775,086 acres available for agriculture within Spokane County.⁷



¹Washington State Office of Financial Management, <http://www.ofm.wa.gov/pop/april/poptrends.pdf> (11/17/2015)

²USDA Economic Research Service <http://www.ers.usda.gov/data-products/food-access-research-atlas/go-to-the-atlas.aspx> (11/17/2015)

³https://www.census.gov/geo/reference/gtc/gtc_ct.html (4/4/2016)

⁴Gunders, Dana, Natural Resources Defense Council, 2012, Wasted: How America Is Losing Up to 40 Percent of Its Food from Farm to Fork to Landfill, <https://www.nrdc.org/food/files/wasted-food-ip.pdf> (11/17/2015)

⁵City of Spokane Market Garden Pilot Program, <https://my.spokanecity.org/smc/?Section=17C.380.010>, (2/24/2016)

⁶City of Spokane Revised Animal Law, <https://my.spokanecity.org/smc/?Section=17C.310.115>, (2/24/2016)

⁷Food Shed Analysis for Spokane County, EWU, Dept. of Urban and Regional Planning, 2014, drive.google.com/drive/folders/oB8ar4Y2OJf93dohFVXFUUrR2bmc, (2/24/2016)

Local Business Highlight

Food For All Farm

Food For All (FFA) Farm is located along Latah Creek in the Vinegar Flats neighborhood of Spokane. A project of Catholic Charities Spokane (CCS), the farm was established in 2002 on a small parcel of historic farmland. Working to model effective food production strategies in a peri-urban setting, FFA Farm is a central element in CCS's food-



systems work. The farm produces vegetables, herbs, flowers and berries using intensive methods on 1/3 acre, which are then distributed throughout several high poverty and food insecure Spokane neighborhoods.

The farm's operation models production strategies useful to small-scale commercial vegetable production as well as intensive urban gardeners, including systems of season-extension and drip irrigation. Beginning in 2016, the farm operation will further emphasize training opportunities by developing more intensive internship and volunteer education opportunities. In addition, there will be workshops and skill-sharing sessions for growers. The farm will also begin operation of a 18'x32' greenhouse and consider incorporation of livestock into farm management systems. Visit their website at <http://www.catholiccharitiesfoodforall.org/>

The historic home to a number of early truck farms that cultivated vegetable crops for sale to urban Spokane, the Vinegar Flats neighborhood is now home to several agricultural enterprises. These include the Food For All Farm, vegetable producer Urban Eden, bedding plant producer Lima Greenhouses, and Blue Moon nursery.

4 Food Processors

Food processing is defined as “handling or processing of any food in any manner of preparation for sale for human consumption” (RCW 69.07).

Numerous processing methods are used to transform raw agricultural products to the foods that meet the preservation, taste, texture, appearance, and packaging needs of the food industry. There are several categories of processed food:

- **Minimally processed foods** are not substantially changed from their unprocessed form and retain most of their nutritional properties. Examples include bagged salads, fresh or frozen vegetable packages, packaged nuts or coffee, canned vegetables and tuna.
- **Moderately processed foods** have ingredients such as sweeteners, flavors, oils and preservatives added for safety or to ensure that food retains visual and taste appeal. They are rarely eaten alone and are used in cooking or in the manufacture of heavily processed foods. Examples include cake mixes, salad dressings, instant potatoes and tomato sauces.
- **Heavily processed foods** undergo many processes so they are ready to eat right out of the package. Examples include crackers, cookies, granola bars, TV dinners and soft drinks.¹

Food processing is a fairly young industry. In 1941, M&M candies were one of the first processed foods, followed by instant coffee and frozen vegetables. Seventy years later, most people in the country eat processed foods every day.

Processing makes it possible for seasonal produce to be preserved for later consumption. It can turn inedible products such as coffee or cacao beans into something edible. It also creates new products to tempt the consumer, such as candies, cookies, frozen dinners and packaged sauces.¹



Food Processing in Spokane County

Since Spokane is the center of a large agricultural region, one might expect there to be a vibrant processing industry here. In the past, that was the situation. In the 1950s, more people were employed in the meat industry than in any other industry in Spokane. But by the late 1970s, three of the largest slaughtering facilities, Armor, Highgrade, and Swift, had all ceased operations, and today there are no USDA-inspected meat slaughtering facilities in Spokane. The closest ones are in Chewelah and Odessa.²

There are currently no major fruit or vegetable processing plants that process locally grown produce in Spokane County. Spokane Produce and LINC Foods process some produce from local growers, but quantities are small. Spokane Seed processes dried peas and lentils for the commodity market and their products are not available locally. There are a number of artisan processors packaging specialty goods, such as Thomas Hammer coffee and Bumblebar. These are, for the most part, small businesses with few employees.

The following are some of the food processors located in Spokane County. The list includes both commodity processors as well as processors of local and artisan products.³

- **ADM Milling** (Archer Daniels Midland Company)– A global milling company; the Spokane facility also mills Shepherd’s Grain wheat into flours sold in local grocery stores, and used in restaurants and bakeries. Employee numbers not available.
- **Ameristar Meats, Inc.** – Provides meat products to food service operators (they butcher meat but don’t slaughter animals); 160 employees
- **Bumble Bar, Inc.** – An organic and gluten free-certified facility that produces snack Bumble Bars and is a regional food-bar co-packer; 24 employees.
- **Cyrus O’Leary’s Pies** - Makes pies sold to in-store bakeries of grocery stores & food service; 100 employees.
- **Darigold, Inc.** – A northwest farmer-owned co-op; produces milk, butter, and other dairy products; 84 employees.
- **Davidson Commodities** – Packages and markets locally grown peas, lentil and garbanzo beans. 2 employees.

- **LINC Foods** – A co-op that minimally processes local produce for sale to local institutions. 3 employees.
- **Longhorn Production Center, Inc.** - Longhorn ribs, barbecue sauce, hot dogs, sausage; 35 employees.
- **Rizzuto Foods** – Makes pizza crust, pizza dough, flatbreads, gluten-free products; 49 employees.
- **Spokane Produce** – Mainly a distribution center, but minimally processes some local produce. They currently process local salsas, Victor's hummus and fruits & vegetables; 250 employees.
- **Spokane Seed Co** – Grows, processes and markets dried peas, lentils, garbanzo beans for the global market; 56 employees.
- **Thomas Hammer Coffee Roasters** – Roasts coffee for local markets; 36 employees.

Economics of Local Food Processing

The processor sector in the County seems to be a stable sector that is showing signs of growth. While it doesn't appear to be employing more people, it seems to be paying those it employs more than in previous years (See Table 1).

Table 1: Gross Sales and Wages of Food Processors in Spokane County^{4,5}

Year	Number of Processors	Gross Sales \$Million	Total Employees	Total Wages \$Million	Average Wage
2010	48	\$516	1319	\$48	\$36,000
2012	46	\$566	1472	\$49	\$38,800
2013	52	\$775	1307	\$52	\$41,000
2015	53	NA	1246	\$51	\$41,000

Washington State Regulations for Food Processors

Many small growers are adding value to their raw products by canning, freezing, drying and other forms of food processing. Washington State Department of Agriculture (WSDA) requires a Food Processor License for many of these processes. The Cottage Food Law allows people to make low-risk food (e.g. jams and jellies) in their home kitchens and sell directly to consumers. A Cottage Food Permit is required prior to selling a product and gross sales cannot exceed \$25,000 annually.⁶

Spokane County Regulations

Processing facilities can contribute to a local economy and help create an equitable food system by allowing fresh food to be distributed quickly and efficiently to the local population. Spokane County and the City of Spokane differ on allowing processing facilities within their agriculture zones. The County allows agricultural processing facilities for animals or vegetables and fruits in agriculture zones, while the City of Spokane does not allow agricultural processing facilities in residential agriculture zones.⁷

Commercial Kitchens

Washington State law requires that most processed food products offered for sale to the public be prepared in a separate kitchen, not the kitchen used to prepare home food. These separate kitchens are often referred to as commercial kitchens. The exception to this rule is The Cottage Food Law (see above). Any food processing activity must also be licensed. Food processed for resale (wholesale products) is licensed by the WSDA, while products processed for retail sales are licensed by the Spokane Regional Health District.

There are two rental commercial kitchens available regionally for local growers to process their crops for retail sales. Another one recently closed.

- **Kitchen Spokane** - a nonprofit commercial kitchen for use by the public; located in Spokane Valley.
- **Siemens Family Farm** -- was recently approved as a commercial kitchen; in Deer Park.



Growers can also contract with permitted restaurants and churches to process food. The grower is responsible for getting their own permit to process their product. The lack of commercial kitchens is a definite hindrance for small producers. For example, Litehouse salad dressing company moved from Spokane to Sandpoint, ID, because they had a supportive commercial kitchen there. They are now a national brand with over 300 viable jobs.

WSDA publishes the Handbook for Small and Direct Marketing Farms⁸ which is an excellent source of information on processing requirements for farmers.



¹A Brief History of Processed Foods, <http://www.barharborfoods.com/blog-detail.php?A-Brief-History-of-Processed-Foods-155> (1/11/2016)

²Summary of Meat Processing in Washington, <http://agr.wa.gov/FoF/docs/MeatProcessing.pdf> (1/11/2016)

³Food Producers, Journal of Business, Aug. 27, 2015, pg. 14

⁴Washington State Regional Labor Economist, Doug Tweedy, pers. comm., on 12/8/2015

⁵Louisell, Mike, WSDA public information officer, WSDA Food Processing employment, e-mail., 12/8/2015

⁶Washington State Cottage Food Law, <http://agr.wa.gov/foodanimal/cottagefoodoperation/> (1/11/2016)

⁷The Spokane County Food Assessment Land Use Chapter, Spokane Regional Health District, http://www.srhd.org/documents/PA_N/FoodandHealth2011-LandUse.pdf (1/11/2016)

⁸WSDA Handbook for Small and Direct Marketing Farms, 2014, <http://agr.wa.gov/marketing/smallfarm/>

Local Business Highlight

Davidson Commodities

Davidson Commodities is a family-owned business focused on supporting local family farms. Started by Mike Davidson in 1990, the Spokane-based company is now owned by his children, Matt and Kim Davidson. Their company specializes in agricultural marketing, partnering with PNW Co-op in Genesee, Idaho, to market Mighty Mustard cover crop seed and PNW Co-op Specialty Foods legumes.



“Our grandfather was a veterinarian, and we grew up on a 40-acre hobby farm in Minnesota, surrounded by working farms,” says Kim. “We learned at an early age that it takes brains, discipline and hard work to succeed in farming. We consider it an honor to market the products grown by local farmers and share their stories with the world.” Davidson Commodities is actively involved in building a strong regional food economy and increasing access to healthy, local foods. They support Second Harvest and Farm-to-School programs, provide free cooking tips and recipes, and educate buyers about the economic impact of buying local foods.

Matt and Kim believe supporting other local businesses is vital to building a strong economy. For example, all their packaging is printed by Justus Bag, all freight is handled by Unishippers, and all marketing materials are designed by Zipline Interactive. “The impact of local agriculture on our regional economy stretches far beyond farms,” says Kim. Visit their website at:

<http://www.davidsoncommodities.com/>.

5 Distributors

Roughly 90% of the food consumed in the Inland Northwest is sourced outside the region. \$1.5 billion of food is imported to our region and then distributed to grocery stores and other retail outlets.¹

Spokane is the major food distribution center for the Inland Northwest. Trucks from various parts of the country deliver produce, meat, seafood, deli products, beer, wine and liquor, soft drinks, and specialty foods to local distributors and they then deliver to markets throughout the region, including Idaho, Eastern Oregon and Montana. Food travels an average of 1500 miles before it is delivered to the consumer (See *Our National Food System* chapter).

Most produce imported from other countries and bound for the western United States enters the United States through California ports. Table 1 shows where most of our produce is sourced.



Local farmers face a number of barriers trying to be a part of this distribution system. They need to carry an insurance policy with coverage for at least \$1 million dollars, have large cooling and packaging facilities, and produce enough volume for distributors to be willing to consider their business.² In addition, institutional buyers increasingly require all

producers and distributors to have third-party food safety certification (see pg. 47) which can cost up to \$1000 annually.

Table 1: The U.S. Trade Situation for Fruit and Vegetable Products³

Country	% Share in 2011	U.S. Fruit and Vegetable Imports
Mexico	36	Tomatoes, avocados, peppers, grapes, cucumbers, melons, berries, onions, cucumbers, asparagus, lemons, vegetables
Canada	12	Potatoes, tomatoes, peppers, cranberries, cucumbers, mushrooms, beans, carrots, fresh/preserved vegetables/fruits
China	8	Fruit juices, citrus, processed/frozen fruit and vegetables/fruits, onions, garlic, preserved mushrooms, stone fruit
Chile	8	Grapes, cranberries, apples, avocados, citrus, stone fruit, berries, fruit juices
Costa Rica	5	Pineapples, bananas, orange juice, melons, tropical and preserved fruits/vegetables
Guatemala	4	Bananas, pineapples, tropical fruits, preserved and frozen fruits/vegetables, melons, tomatoes, beans, berries
Peru	3	Asparagus, preserved/frozen vegetables, grapes, onions, avocados, tropical fruits
Ecuador	4	Bananas, tropical fruits, fruit juice, peas and beans, preserved fruits/vegetables
Argentina	2	Fruit juices, berries, olives, strawberries, grapes, garlic
Thailand	2	Pineapples, processed fruits, beans, fruit juices, tropical/preserved fruits/vegetables
Brazil	2	Orange juice and other fruit juices, grapes, tropical fruits and vegetables
Spain	2	Olives, mandarins, peppers, fruit juices, cucumbers, mushrooms, stone fruit, citrus fruit and juice, preserved foods
Honduras	1	Bananas, melons, pineapples, cucumbers, beans, fresh/preserved fruits/vegetables
Philippines	1	Fresh pineapples and juice, bananas, tropical fruits/vegetables, root vegetables
Colombia	1	Bananas, pineapples, preserved/frozen fruits/vegetables, tropical products, fruit

Below are some of the main produce distributors serving the Spokane region. Currently, Charlie's Produce and Peirone's are the only two large-scale distributors that buy from farmers in the Spokane region. Unlike other distributors, Charlie's Produce does not yet require third-party certification (see pg. 49), so they will accept produce from small local growers. (They currently buy from C&S Hydrohut (hydroponic lettuce), and LINC Foods).⁴ Peirone's purchases some produce from two Spokane Valley growers. They are currently revamping their vendor requirements and will be requiring GAP certification in the future.³ Spokane Produce buys some produce from Yakima, Wenatchee and Wapato. Spokane County growers do not grow enough volume. Farmers need \$3 million in insurance and must have a mechanism for tracing produce to site of origin in order to distribute through Spokane Produce.⁵

Distributors Located in Spokane

- **Charlie's Produce** - Produce distribution center that supplies restaurants, grocery stores, institutions, wholesalers.
- **Food Service of America** – Distributes produce, seafood, meat within a 250 mile radius; delivers to restaurants, schools, health care facilities, hotels and government food service operations.
- **LINC Foods** – Employee-owned cooperative that connects local farms to institutional scale markets by providing aggregation, processing and distribution services.
- **Organically Grown Company** – Distributes certified organic produce to retailers and restaurants throughout the Pacific Northwest; Oregon based employee and grower owned company.
- **NW Local Food Distributor**—Delivers freshly made organic juices and packaged products to grocery stores, convenience stores, university stores, pubs and bakeries; 4 employees.
- **Peirone's Produce** – Owned by URM; offers a complete line of fresh produce as well as organic produce, "dry" produce complements, specialty items, and produce supply items. Produce is sourced direct on Peirone's trucks from Arizona, California, Florida, Mexico, and Texas.
- **Safeway Distribution Center** – Distributes to 43 regional Safeway stores.
- **Sodexo** – Services schools, hospitals, military bases, correctional facilities and government agencies; headquartered in France.
- **Spokane Produce** – Family-owned produce and processing center that distributes to grocery, restaurant, other wholesalers and government agencies.
- **SYSCO** - Markets and distributes food products to restaurants, healthcare and educational facilities, and other customers; headquartered in Houston, TX.
- **URM** - A retailer-owned food distribution co-op for Rosauers, Yokes, Trading Company and other grocery stores.

Distributors Located Outside Spokane

- **Azure Standard**—Serves area stores and buying clubs with natural foods. Based in Dufur, OR.
- **Duck Delivery Produce**—Delivers fruits, vegetables and custom cut produce; serves Spokane customers through its Portland warehouse.

- **Full Circle** –Provides online ordering and home delivery service specializing in organic produce and artisan crafted goods; based in Kent, Washington and serves Washington, Idaho, Oregon and Alaska.
- **KeHE Distributors** --Nature's Best distribution; national natural foods distributor that sells to all Safeway and Albertson's stores; has a distribution center in Portland.
- **UNFI** (United Natural Foods Inc) – Distributes natural, organic and specialty foods and other products; has a distribution center in Seattle.

Food Brokers in Spokane

A food broker is a sales professional who sells for multiple wholesale manufacturers, working entirely on commission. Wholesale manufacturers use food brokers as a replacement for, or to supplement their in-house sales team.

- **Evergreen Fancy Foods, Inc.** – Serves retail stores throughout the Northwest with specialty foods, natural foods and confections.
- **GM Food Sales** – Serves Eastern Washington, Northern Idaho and Montana retail markets with deli and meat products. Warehouses include URM and SuperValu; retail outlets include Albertsons, Harvest Foods, IGA, Rosauers, Safeway, Super 1 Food, Trading Co. Stores and Yokes.
- **Maviga NA** - Markets grain and field beans; headquartered in UK.



¹Meter, Ken, 2014, Inland Northwest Region (Washington) Local Farm and Food Economy, <http://www.crcworks.org/crcdocs/waspokesum14.pdf> (2/21/2016)

²Amanda Morrow, buyer, Peirone's Produce, pers. comm., (8/25/2015)

³Johnson, Renee, 2014, The U.S. Trade Situation for Fruit and Vegetable Products, Congressional Research Service

⁴Alex Plummer, CEO, Charlie's Produce, pers. comm., 8/13/2015

⁵Dave Nelson, buyer, Spokane Produce, pers. comm. (8/25/2015)

Local Business Highlights

LINC Foods

LINC Foods is a farmer and worker-owned cooperative. They work to increase sales for local small farmers by reducing the barriers preventing larger local institutions from sourcing local ingredients. They also are helping to keep the small-scale



diversified farm which uses sustainable growing practices, a viable model for building a healthy local food system. Joel Williamson, co-founder, started this work because his family has been in Spokane for four

generations, and had a business rooted in the agricultural community up until 1998. Beth Robinette, the other co-founder, is a 4th generation rancher near Medical Lake and has been a long time food activist.

LINC Foods sells locally produced fruits, vegetables, grains, legumes, meats, cheeses, and eggs to colleges, universities, hospitals, retirement communities, restaurants, and grocery stores. They recently started a barley and white wheat malting operation for the craft brewing market using regionally grown grain. Farmer-owners in the Spokane area grow all of the products they sell. For more information, see:

<http://www.lincfoods.com/>

Charlie's Produce

Charlie's Produce values their local growers and they believe in keeping the local food economy alive. The workers live and work in Spokane and donate time, products and equipment to the Spokane community. They are partners with restaurants, retail grocers, wholesalers and co-op's. They have helped many of our area's smaller local farmer/grower operations sustain their farms by distributing their goods. Their delivery area includes Northern Idaho, Northeastern Oregon, Montana (all the way to Billings) as well as Eastern Washington. Visit their website at <http://www.charliesproduce.com/locations/spokane/>



6 Retailers

Retailers sell food to consumers. Grocery stores and other food markets generally sell food that requires some preparation prior to consumption, while restaurants, delis, cafeterias, food carts, etc., do the final preparation and then sell food that is ready to eat. A third component of the retail food market is direct sales, where farmers sell directly to consumers through Community Supported Agriculture (CSA), farmers' markets, U-picks and farm stands. On-line purchasing and home delivery are other retail segments that are growing rapidly.

Consumers in the Inland Northwest purchase \$1.7 billion of food each year, including \$1.0 billion to eat at home.¹

The remaining \$700 million is purchased ready-to-eat. Washington State Department of Revenue reports that taxable retail sales in the City of Spokane for the food & beverage industry in 2014 was \$250 million².

The food and beverage industry includes all companies involved in processing raw food materials, packaging and distributing them. This includes fresh, prepared food as well as packaged food and alcoholic and nonalcoholic beverages. Any product meant for human consumption, aside from pharmaceuticals, passes through this industry.

Local Food Sources

Farms

One hundred and fifty-nine regional farms marketed products directly to retail outlets. (Regional farms include farms in the seven counties of northeastern Washington. (See map on pg. 6) This is a 40% increase in direct sales from 2007 to 2014. Direct sales in the this region surpass national averages. However the region continues to spend at least \$1.5 billion each year buying food sourced outside the region.¹ Thus, 88% of the food consumed is sourced elsewhere. This presents a huge opportunity to increase the market share of our region's farms.

Grocery-type Stores

There are more than 581 superstores, supermarkets, grocery stores, specialty food stores, convenience stores and fast food restaurants in Spokane County.³ Most of the grocery-type stores are located on arterials. Current city zoning codes prevent grocery stores in residential areas. Food deserts, or low-income areas with limited access to a grocery store or supermarket, are found in 17 census tracts throughout Spokane County, including the West Central and Riverside (downtown) neighborhoods (See pg. 57).⁴

It is difficult for grocery stores to buy products from local farmers and vendors. It takes time for the buyers to deal with individual farmers and it is very expensive for farmers to have the proper processing and cooling facilities, volume of produce, as well as insurance to sell to that market.



Yokes Fresh Market buys from local farmers, but prefers that farmers deliver to one of their distributors (Peirone's or Spokane Produce). They try to have the same produce in all 13 stores, and it is unrealistic for a farmer to deliver to both the Pasco store and the Sandpoint store.⁵

Huckleberry's Natural Market has purchased from local growers, but new corporate policies will limit their local purchases to only farmers from whom they have previously purchased. The following are some local stores that currently purchase from local farmers and vendors:

- Yokes Fresh Market
- Main Market
- Rocket Market
- Huckleberry's Natural Market

Restaurant-type Venues

A restaurant-type venue includes any facility where food is prepared for the consumer, such as sit-down restaurants, caterers, fast food, food trucks, etc. A growing number of restaurants are buying from local farmers and advertising a local, seasonal menu. Some restaurants make an effort to serve seasonal and local foods; others have a local food budget. Below are some restaurants offering local food.

- Stacks at the Steam Plant
- Central Food
- Ruins
- Wandering Table
- Santé
- Mizuna
- Luna
- Clover
- Casper Fry
- South Perry Pizza
- Tamarack Public House
- Veracci's Pizza



Direct Sales by Farmers

Seven hundred and sixty-five of the 7-county regional (see pg. 6) farms sell \$4.2 million of food products directly to household consumers. Spokane County leads the region in direct sales, with \$2.3 million generated from 406 farms.¹ Farmers selling directly to consumers generally live within 100 miles of Spokane since it is only practical to travel up to 90 minutes one-way to sell produce.

Community Supported Agriculture (CSA)

Community supported agriculture offers an opportunity for farmers and consumers to develop a relationship. The consumer pays for a “subscription” or a season’s worth of produce in the spring. Then farmer uses that money to grow the food. The consumer is guaranteed a



box of produce weekly throughout the season and the farmer is guaranteed sale of his or her product.

There are 30 farms in the region that market through CSAs.¹ Some of these include:

- Rocky Ridge Ranch
- Urban Eden Farm
- Elithorp Farm
- LINC Foods
- Tolstoy Farms

Spokane Area Farmers' Markets

Farmers' markets are a popular way for growers to sell their product. One grower sells at two local markets and reports he can make up to \$2000/day. Farmers' markets are also places where consumers can interact with the farmers. They can be a fun weekly adventure for families, with music, free tastes and a community party atmosphere.

Table 1: Spokane Area Farmer's Markets, 2015

Day	Farmer's Market	Time	Location
Tuesday	Cheney	2pm-6pm	City hall Parking 609 2 nd st.
	*West Central Marketplace	3pm-6pm	Cannon Playground 1603 N. Belt
	Fairwood	3pm-7pm	319 W Hastings Rd
Wednesday	Kendall Yards Night Market	4pm-8pm	1335 W Summit Parkway
	*Millwood	3pm-7pm	3223 N Marguerite
	*Spokane	8am-1pm	20 W Fifth
Thursday	*South Perry Street	3pm-7pm	924 S Perry St
	Airway Heights	9am-1pm	13100 W 14 th , Hwy 2
	Deer Park	9am-1pm	412 W Crawford
	4 th Street	3pm-7pm	14208 E 4 th Avenue
Friday	*Emerson-Garfield	3pm-7pm	806 W Knox
	Hillyard	3pm-6pm	5104 N Market
Saturday	*Liberty Lake	9am-1pm	1421 Meadowwood Ln
	*Spokane	8am-1pm	20 W Fifth

* indicates members of the Washington State Farmers' Market Association (WSFMA)

Washington State Farmers' Market Association (WSFMA) collects sales data for the preceding year. The total reported sales for five WSFMA member markets located in Spokane County in 2014 was \$1,119,258 (One market did not report its 2014 sales). Of this total, \$907,449, or 81% was from farm vendor sales. All these markets are considered “small” to “very small,” with 8-47 vendors ⁶

U-Pick & Farm Stands

- The **Green Bluff Growers** is an association of about 50 small family farms and food stands located on Green Bluff, north of Spokane. They have found their niche in the U-pick market. They offer a number of seasonal festivals and activities to draw consumers to their farms and they sell most of their produce there.
- Other local farmers have U-pick strawberries, blueberries and additional produce throughout the season.

On-line and Direct Delivery

Less than 2% of sales in the \$600 billion annual U.S. grocery market take place online, but it is growing rapidly.⁷ Some examples of businesses that sell on-line and deliver to the Spokane area include:

- **Full Circle** - Delivers organic produce and groceries to homes and pick-up sites in Spokane.
- **Bountiful Baskets**- A food co-op that distributes produce baskets, artisan and sandwich bread every other week.
- **Amazon** - Delivers groceries and more to your door.
- **Zaycon Foods**- A Spokane Valley business that delivers meat to pick-up sites. They buy directly from the grower as needed.
- **LINC Foods**- Has a single pick-up site, but is working to increase its offerings.



¹Meter, Ken, 2014, Inland Northwest Region (Washington) Local Farm and Food Economy, <http://www.crcworks.org/crcdocs/waspokesum14.pdf>, (2/21/2016)

²Washington State Department of Revenue as cited in 2015 Market Fact Book, Journal of Business, pg.18

³Spokane Regional Health District, Sept, 2011, Food and Health in Spokane County, An Overview, http://www.srhd.org/documents/PA_N/FoodandHealthOverview-2011.pdf, (2/21/2016)

⁴USDA Economic Research Service, Food Access Research Atlas, <http://www.ers.usda.gov/data-products/food-access-research-atlas/go-to-the-atlas.asp> (1/12/2016)

⁵Duane Wentz, Yoke's buyer, pers. comm., 8/17/2015

⁶Colleen Donovan, Farmers' Market Research Coordinator, <http://smallfarms.wsu.edu/marketing/>, email, 1/15/2016

⁷Farm to Fridge is heating up, Time, Aug 13, 2015

Local Business Highlights

Central Food

David Blaine, chef of Central Food, has been buying from local farmers for 15 years. He spends a lot of time developing relationships and continually reaches out to new farmers. He buys greens, vegetables, fruits, berries, legumes, meats and cheeses from local sources and comments that his 70-seat restaurant has outstripped the ability of local farms to produce for them.



David says there are a lot of inefficiencies in dealing with local farmers. Each one has a unique way of packaging and grading his/her product, which adds to the time it takes to negotiate a sale. It also takes time to meet new farmers and build the relationships that he finds so valuable.

David would like to see development of a local system to support farmers, with distribution, wholesaling and canning facilities. This could help local farmers grow more product and help local restaurants and institutions buy more local food. He says, "Winning the hearts and minds of consumers is no longer the issue, as it was in the early days. Now we have to create the distribution infrastructure so that these concepts can be scalable." Visit their website: <http://eatcentralfood.com/>

Main Market Co-op

Main Market Co-op is Spokane's only food cooperative; it is owned by households from the Spokane area, not a group of investors.

The founding principles of the market include growing and supporting the local food economy, protecting the environment, educating about the benefits of real food and good food policy, and (as a not-for-



profit) sharing all of the profits with members and through reinvestment and local community investing.

These are the beliefs that underlie the business, but in practice they are a full service grocery store with a café/deli, bulk section, wellness department, local meat department, and a full line of groceries and produce emphasizing local and organic throughout. Their commitment is to buy local first whenever possible, supporting in particular the smaller scale food producers.

They understand the challenges of scale for small producers and work to overcome those challenges while helping to promote the products, educate their growing customer base and make healthy food more accessible to all of the Spokane community. Visit their website at: <http://www.mainmarket.coop>

7 Consumers

Consumers are individuals, and/or institutions that purchase food from wholesale and retail outlets for human consumption. Inland Northwest consumers spend \$1.7 billion buying food each year, including \$1.0 billion for home use. Most of this food is produced outside the region, so regional consumers spend at least \$1.5 billion per year purchasing food that is sourced from far away.¹



Individuals

Our current food system takes money out of our regional community. If the 7-county region's 616,000 residents (see map on pg 6) purchased, or increased spending by, \$5 each week directly from regional farmers, this would generate \$156 million/yr of new farm income for the region.¹

Food Eaten at Home

Spokane County residents purchase \$1.3 billion of food each year, including \$782 million to eat at home.¹

Food Eaten Outside the Home

Consumers spent \$250 million in the City of Spokane in 2014 buying food in restaurant-type facilities.² An additional \$268 million was spent in other regional facilities.

**Table 1: Annual Home Purchases
in Spokane County¹**

Food Product	Millions \$
Meats, poultry, fish and eggs	163
Fruits & vegetables	153
Cereals and bakery products	103
Dairy products	83
Other, incl sweets, fats & oils	280

**Table 2: Estimated Food Needs for Spokane County,
Incorporated and Unincorporated Areas³**

Food Category	Total Spokane County <i>retail weight in pounds/year</i>	Unincorporated Area <i>retail weight in pounds/year</i>	Incorporated Area <i>retail weight in pounds/year</i>	U.S. Avg. per Capita <i>retail weight in pounds/year</i>
Fruit	136,911,000	39,452,928	97,176,072	282
Vegetables	194,187,600	56,073,523	138,114,077	400
Dairy	129,409,950	37,368,358	92,041,591	267
Milk	98,547,300	28,456,473	70,090,826	203
Butter	2,180,250	629,568	1,550,682	4
Cheese	14,438,100	4,169,139	10,268,960	27
Yogurt	3,294,600	951,347	15,934,119	6.8
Other dairy	10,949,700	3,161,830	7,787,869	22
Meat	95,252,700	27,505,126	67,747,573	196
Grains	93,847,650	27,099,404	66,748,245	193
Nuts	4,263,600	1,231,155	3,032,444	9
Sweeteners	64,244,700	18,551,270	45,693,429	1323
Eggs	15,746,250	4,546,880	11,199,370	32
Fats & oils	36,696,030	10,548,761	26,099,701	76

Institutions

Institutions include hospitals, retirement communities, schools, jails, detention centers, drug treatment centers, soup kitchens, food banks and universities.

Institutions normally have policies regarding food purchasing. Examples of some institutions in the region buying from local growers, include:

- Gonzaga University
- Eastern Washington University
- Whitworth University
- Deaconess Hospital
- Northern Quest Casino
- Cheney School District
- Spokane Public Schools (District 81)

A significant barrier blocking institutions from buying locally grown food is the requirement of third-party safety certification, known as Good Agricultural Practices (GAP) (see pg. 49). Currently, none of the small farms in the region have GAP certification, but several are working towards it. Many institutions, including Spokane Public Schools, require GAP certification from all producers and distributors of the food they buy. Empire Health Foundation is involved in encouraging scratch cooking in seven school districts throughout our seven-county region as part of an obesity prevention program. They are encouraging the school

districts to purchase local food, and have awarded funds to LINC Foods to help small farmers become GAP-certified. Schools then can buy from local small farmers through the USDA commodity program. Empire Health Foundation has found that scratch cooking and using local food go well together: once schools are used to doing more of the processing themselves (chopping vegetables, etc.) they are more equipped to buy from smaller farmers whose product is less processed than what they might get from a large distributor. (see pg 52 for more information on this program)



¹Meter, Ken, 2014, Inland Northwest Region (Washington) Local Farm and Food Economy, <http://www.crcworks.org/crcdocs/waspokesum14.pdf>, (2/21/2016)

²Washington State Department of Revenue as cited in 2015 Market Fact Book, Journal of Business, pg.18

³USDA Economic Research Service report "Food Intakes Converted to Retail Commodities Database (ARS) and Food Availability (Per Capita) Data System ERS 1999-2002." <http://www.ers.usda.gov/data-products/commodity-consumption-by-population-characteristics/documentation.aspx>, (1/12/2016)

⁴Gonzaga Reaches Sustainability Milestone with Locally Grown Produce, Gonzaga University, <http://news.gonzaga.edu/2014/gonzaga-reaches-sustainability>, (January 4, 2016)

Local Business Highlight

Zag Dining at Gonzaga

The “Zag Dining by Sodexo” team at Gonzaga University has done more than just buy local.⁴ They have aided LINC Foods in building a model of what a successful local food partnership can look like. In 2014, Gonzaga committed to the Real Food Challenge* by pledging that 25% of food served on campus would be sourced from ecologically sound, fair, humane, local and community-based providers by 2020. Partnering with LINC Foods is one step toward that goal.



Coordinating produce drop offs on campus and educating students on the benefits of



eating local are ways that Zag Dining fosters community between the campus and Spokane farmers. “This partnership with LINC has been enriching for everyone,” states Daniel Caris, the Zag Dining’s sustainability coordinator. “We (Zag Dining) want to be a model for other universities and encourage them to reach out to their local communities. The benefits are truly priceless.”

Visit their website at:

<https://zagdining.sodexomyway.com/>

*More about the real food challenge can be found at: <http://www.realfoodchallenge.org/about>

8 Managing Food and Other Organic Wastes

Ideally, a food system is circular, starting and ending with the soil in which seeds grow. Our current food system is linear, starting with the soil and ending at a landfill or incinerator. As a result, many nutrients present in food and other organic waste end up “wasted” and soil ends up nutrient-poor.

Food Waste

The Problem

The EPA (Environmental Protection Agency) reports that in 2012 Americans generated more than 36 million tons of food waste, of which nearly 34 million tons went to landfills. It is estimated that 25-40% of the food that is grown, processed and transported in the U.S. is not consumed. This equals more than 20 pounds of food per person per month.¹

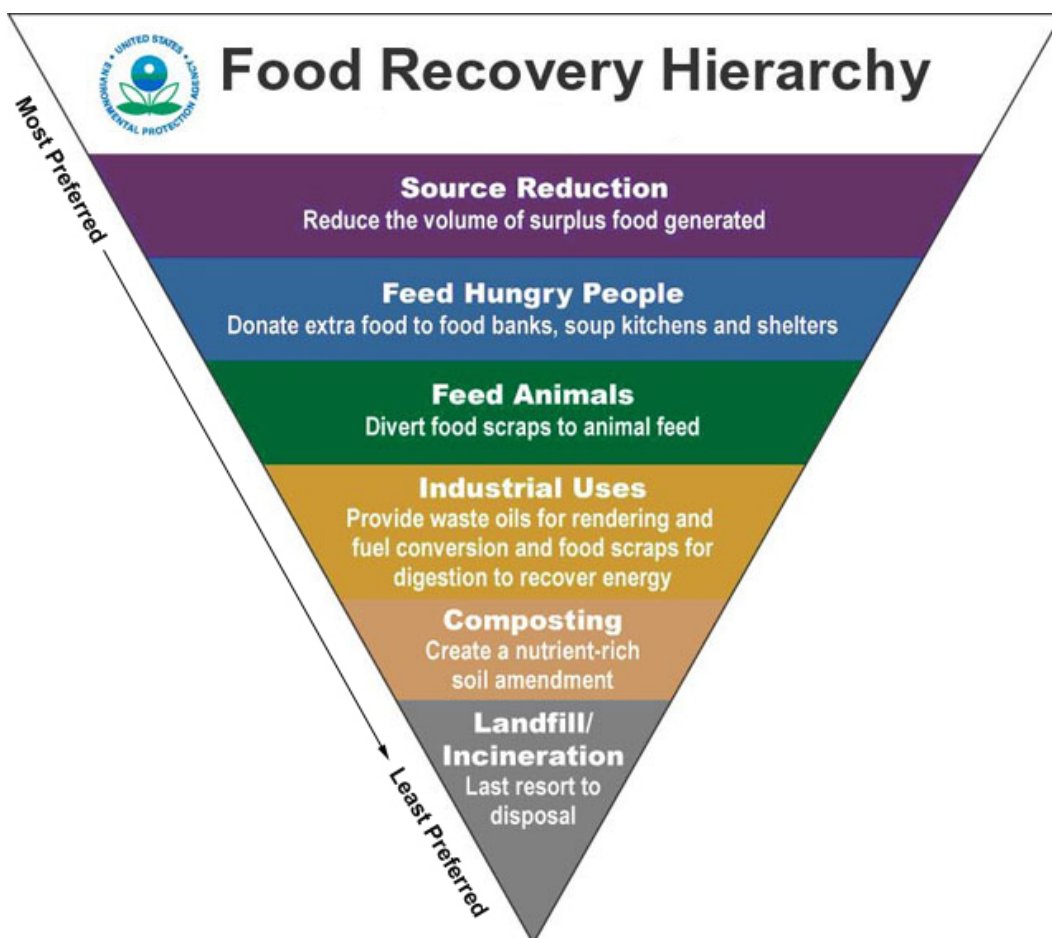
Food waste is a part of the food system that is generally dismissed as “garbage.” But, in fact, it is a valuable resource that can be made into compost and used as a soil amendment. Food waste is any uneaten food substance; it can be raw or cooked, solid or liquid. It’s generated by the processing, handling, storage, sale, preparation, cooking and serving of



foods, so food waste can be generated anywhere in the food system. The USDA estimates that supermarkets lose \$15 billion annually in unsold fruits and vegetables due to shrinkage (produce damage during transport) and spoilage.²

Preventing Food Waste

Reducing food waste in the U.S. can deliver significant environmental, social and economic benefits. Fortunately there are numerous ways to reduce food waste with little expense and large benefits. The EPA Food Recovery Hierarchy prioritizes actions organizations can take to prevent and divert wasted food.¹



Food Recovery Efforts in Spokane

Both state and national Good Samaritan Food Donation laws protect food donors, including individuals, and nonprofit feeding programs that act in good faith. There are a number of programs in Spokane County that keep uneaten food out of the waste stream. Some are listed below.

- There are several businesses that recycle food and yard waste into compost. In 2014, a total of about 78,600 tons of clean green, food waste, wood, sawdust and shaving waste, and land clearing debris were recycled through

regional commercial facilities. Department of Ecology records indicate that about 32,000 tons of compost was created from this waste. Two companies that collect food waste for composting are:

- **Barr-Tech** - a regional facility that recycles discarded organic material from a variety of municipal, commercial and industrial sources in Eastern Washington and Northern Idaho. The Spokane Green Clean Bins go to Barr-Tech. They compost both food and biosolids (see pg. 44). They sell their compost to large regional farmers and the landscape market.
- **Sunshine Disposal and Recycling** - picks up food and yard waste from their subscribers' curbside green bins. Their service area extends throughout Spokane and surrounding counties.
- In Spokane, food waste is mostly **incinerated**. In 2012, Spokane County residents generated 32,010,000 pounds of compostable food waste.⁴ Recently the City of Spokane started collecting food waste with the yard waste as an optional program. They collect it and send it to Barr-Tech for composting. The service runs from March through November.
- Several companies in the region collect **used vegetable oil** from restaurants and recycle it into biodiesel fuel or animal feed supplement.
- **Distribution centers**, such as Charlie's Produce, donate food that can't be sold to the local food banks. They also give food that can't be sold or used at food banks to area livestock growers.
- Many local grocery stores, operating through **Grocery Rescue**, donate food to Second Harvest Food Bank.
- **Feed Spokane** is a non-profit food rescue agency that works to eliminate food waste and hunger in Spokane. They collect food from area restaurants and grocery providers and supply it to non-profit organizations that serve free meals to those in need. (See pg. 61 for more information about this group).
- Central Food is one restaurant that gives food that has not been served to a customer (i.e. pre-table) to area farmers to feed to chickens and pigs.
- The **Edible Tree Program** locates fruit and nut trees that are not being harvested and finds volunteers to pick them for local food banks.

Turning Food Waste into Energy

Food waste combined with green waste such as lawn clippings makes an excellent feedstock for anaerobic digesters, according to Mark Fuchs of the Washington State Department of Ecology. Anaerobic digesters (e.g. Spokane Waste Water Treatment Plant) can process these food wastes with other organic waste to produce significant quantities of methane to power generators, fuel trucks and busses, or be scrubbed for natural gas line input. Commercial food waste from food processing centers and bakeries can be mixed with dairy manure for co-digestion. Currently, eight Washington dairies digest manure with various food waste feedstocks.

Compost is a mixture of decaying organic matter used as a soil amendment. Compost is usually made by gathering plant material, such as leaves, grass clippings and food waste into a pile or bin and letting it decompose with the action of bacteria, fungi and other organisms. Any organic matter can be composted, but it may take a long time for bones, wood stumps and other hard material to decompose.

Food Waste Reduction in the Home

People waste a lot of food in the home. According to the Washington State Department of Ecology's 2009 study, 24% of residential garbage is food. The average family throws away an average of \$1600 annually by wasting food. Both King and Thurston counties in Washington State have developed educational programs on

ways to reduce food waste.³



Home composting reduces garbage and produces a rich, beneficial soil additive. It is quite simple to do and instructions are readily available online. Spokane County's Regional Solid Waste Management Office offers a Master Composting class. They have an average of 800 Spokane County residents earning free composting systems by participating in an annual compost fair. Even apartment dwellers can keep a worm-composting bin on a balcony or under the sink.

There is no question that even deteriorating food unfit for human consumption has value within the municipal setting. Incineration requires a great amount of heat energy to drive the moisture out of food waste before it can be combusted. And landfill disposal creates uncontrolled emissions of methane. Food waste has high value when properly managed through animal feed, a digester or composting and becomes a beneficial component of an appropriately designed food system.

Other Organic Waste Management

All organic waste can be recycled and used to replenish soil nutrients and tilth. If this waste is composted, it does not become waste, but a resource that enriches soils and keeps carbon dioxide out of the air. In the U.S., organic waste is the second highest component of landfills and organic waste is the largest source of methane emissions. Methane is the third most significant contributor to global warming, possessing 25 times the impact of carbon dioxide; thus, it's emissions should be minimized.

Yard and Wood Waste

Yard and clean wood waste can be recycled into compost as long as they are pesticide and herbicide-free. These woody materials, along with straw, can also be burned or gasified to create heat energy, which can drive electrical power production or serve other uses. The City of Spokane offers curbside pickup of organic materials on a subscription basis. Individuals may also take Clean Green material to the Waste to Energy transfer stations.

Biochar

Biochar is a carbon-rich product obtained when biomass such as manure, leaves, grasses or wood products is heated to the point of thermal decomposition in low or zero oxygen conditions. It is like charcoal, but has agricultural and environmental benefits such as increased fertility of acidic soils, increased carbon sequestration and retention of water and nutrients in soil.

Spokane is an active center of biochar research. There are currently two businesses working to create equipment to turn agricultural waste into biochar.

- Synthigen, LLC is developing a “Gady gasifier”, created by David Gady, a Rockford farmer.
- Ag Energy Solutions is working to turn field residues into biochar.

There are readily available resources for biochar creation in the region, including:

- Fuel reduction programs through the Department of Natural Resources, Conservation Districts and Firewise programs;
- Timber slash management programs;
- Urban wood pruning debris;
- Pallets, clean construction and demolition lumber.

Some local farmers and gardeners are producing or using biochar, but there are not large quantities produced locally yet. A great opportunity exists for local development of this agricultural input.

Wastewater

Wastewater is sent from homes or businesses to a treatment facility to remove solids and impurities. When it is treated to a level consistent with its intended use, it can be safely used for irrigation, to recharge groundwater aquifers and for other commercial water needs.

The Washington State Department of Ecology is developing rules to encourage reusing wastewater for irrigation and other purposes. Spokane County's treatment plant treats water to Class A standards, allowing water to be used for most purposes short of drinking water. Irrigation, restoring wetlands, maintaining flows in the Spokane River and industrial uses are possibilities. There is a tension among those who advocate keeping the discharge in the Spokane River to increase flows and those who want to use the water for irrigation and to decrease pumping from the Spokane Valley-Rathdrum Prairie Aquifer.

Biosolids

Biosolids are the nutrient-rich organic product of wastewater treatment. A beneficial resource, biosolids contain essential plant nutrients and organic matter. Biosolids are typically recycled as a fertilizer and soil amendment. Applying biosolids to agricultural land is permitted under the Clean Water Act. The Spokane Waste Water Treatment Plant produces Class B biosolids that are applied to farmland and cultivated into the ground where grains, oil seeds or forage such as triticale, alfalfa or timothy for animal feed are grown. They are not used where human food is grown.

Both the City of Cheney and Barr-Tech compost biosolids. The City of Cheney Wastewater Division mixes biosolids with yard waste and wood chips to make Class A compost. They sell their compost to local consumers and landscape businesses.

There are many opportunities for reducing organic waste to zero in Spokane County. Organic waste should be collected, digested and/or composted and returned to the soil. Woody resources can be gasified to create heat energy or biochar and the biochar applied directly or, co-composted with other organics resources. Organic waste really is not a waste product, but a wasted resource.

¹US EPA: Resource Conservation - Food Waste <http://www.epa.gov/sustainable-management-food> (1/12/2016)

²Gunders, Dana, Natural Resources Defense Council, Wasted: How America Is Losing Up to 40 Percent of Its Food from Farm to Fork to Landfill, <https://www.nrdc.org/food/files/wasted-food-ip.pdf> (11/17/ 2015)

³State of Washington Food Waste Prevention <http://www.ecy.wa.gov/programs/swfa/organics/prevent.html> (12/07/2015)

⁴Spokane Waste Management Plan, 2015, [http://www.spokanecounty.org/data/utilitiessolidwaste/Draft%20Final-Spokane%20County%202015%20Solid%20Waste%20Management%20Plan%20\(r\).pdf](http://www.spokanecounty.org/data/utilitiessolidwaste/Draft%20Final-Spokane%20County%202015%20Solid%20Waste%20Management%20Plan%20(r).pdf), 3/31/2016

Local Business Highlight

Footehills Farm

Established in 2012, Footehills Farm has grown from a small hillside garden into an established, recognized source of high-quality, sustainably-grown ethnic, culinary and medicinal herbs and produce in the Spokane area. The owners, Thom and Torie Foote, moved here in 2011 with the intent to live close to their source of food. Besides herbs and produce, they raise chickens, turkeys and pigs.

One of the key ingredients in the success of Footehill Farm is the creation of biologically balanced soil and alternate growing systems. This is being pursued using biochar. They learned of biochar in 2012 and immediately started making their own. Because they produce large quantities of compost they are able to “charge” the biochar with nutrients by adding it to the compost. Tilled into the clay soil, it has resulted in increased tilth and exceptional productivity.



9 Barriers to Growing a Robust Local Food Economy

Farmers interested in marketing their products locally face a number of barriers. Some barriers affect all farmers equally, but small farmers selling locally have particular challenges.

Infrastructure Barriers

- Small farmers are overburdened by the need to grow food, then process, deliver, market and sell it. For some, that means a 90-minute drive (one way) to spend several hours at a booth in a Farmers' Market once or twice a week. For others, it means having customers come to their farm to collect their CSA allotment, or pick fruit or vegetables. A few farmers can deliver pre-sold produce to local restaurants or a few stores, but it takes time away from farming to market and deliver it. With a centralized delivery and retail system that serves small farmers, they could spend their time in their fields and pastures.
- There are not enough local processing and manufacturing facilities for crops/livestock grown in the Spokane region. For example, cattle have to be transported to Chewelah or Odessa to be slaughtered in a USDA facility¹.
- There is a lack of commercial kitchens in the region (see pg. 19) where farmers can produce value-added product.
- There are not enough local wholesale and distribution facilities. Farmers could grow more product if they did not have to act as retailers too. It is difficult for grocery stores to buy products from local farmers and vendors. It takes too much time for the buyers to deal with individual farmers.

Political Barriers

- All fruit and vegetable growers are facing pressure to comply with the third-party Good Agricultural Practices (GAP) certification, and wholesale and institutional buyers are increasingly requiring GAP certification. The

certification costs farmers about \$1000 and about 10 hours of administrative time prior to annual audits.

- Wholesalers require traceability mechanisms and lot numbers for produce, adding another expense for small growers.
- Most farmers feel federal, state, local and non-governmental regulations are their biggest obstacles, according to a survey completed by Washington State Department of Agriculture. Smaller operators face special disadvantages due to regulatory complexity and their lack of knowledge about negotiating the system.² These regulations add costs and have a damaging effect on business. There are often overlapping or inconsistent applications, multiple permit requirements and difficulty in accessing agency guidance.
- Farmers and local food business owners now face the challenge of navigating the complexity of new rules required by the Food and Drug Administration (FDA). The FDA is implementing food safety requirements for small farms and processing facilities of raw agricultural products through the Food Safety Modernization Act (FSMA). The Preventative Controls Rule regulates food safety measures for facilities that process food for human consumption. It went into effect in November 2015. The standards for produce production (Produce Rule) went into effect in January 2016. Farms and facilities subject to these rules have from 1 to 5 years to comply, depending on their gross annual sales. Some exemptions are available for small-scale farms and producers.
- There is a lack of recognition of a local food system as an economic development opportunity.
- Small farmers are not always aware of the governmental subsidies available to them.

Good Agricultural Practices
(GAP) Certification³ is a set of voluntary food-safety guidelines designed to help farmers handle food safety from the farm to the market. Farmers are certified by third-party auditors and inspectors. It is not a governmental program.

Resource Barriers

- Land with water rights is very expensive, making it prohibitive for new farmers to purchase. There are no available water rights in Eastern

Washington, according to Guy Gifford of the Washington State Department of Ecology.³

- Farmland is expensive; the price is very difficult for beginning farmers to manage.
- Washington State loses, on average, an acre an hour of farmland to conversion to other uses.⁴

Barriers for Consumers

- The region's agricultural focus is on commodity production and much of the food grown here is not available to local consumers. There is limited local access to local wheat and other commodity crops.
- There is a regional shortage of producers. Farmers' markets, restaurants and institutions struggle to find enough local food to fill the demand.
- There is a lack of easy access to local food. If a consumer wishes to buy local food, he or she can visit a Farmers' Market, sign up for a CSA, go to Main Market or one of the few supermarkets that carry it. There are not many options for a metropolitan area of 500,000.
- There is a lack of easy access to healthy food for residents that live in food desert neighborhoods. Ideally, grocery stores would be within walking distance to all residents.
- Some institutions may have policies that limit purchasing of local food.
- There is a lack of consumer education on the economic and health reasons to purchase local food. There is also a lack of education about cooking with local food, including eating seasonally and gathering wild food as well as sustainable methods and environmental benefits of local, seasonal diets.
- There is not a culture of buying and eating locally grown food in this region. Some cities, such as Portland and Seattle have a strong local food culture. Spokane is just growing into this culture, but has a long ways to go to really embrace it. A "Buy Local Food" campaign could help jumpstart this movement.

Despite these barriers, the local food movement is growing. There are innovative policy options that could be made to address many of these issues. The Spokane Food Policy Council will be working in this arena for the coming years.



¹Summary of Meat Processing in Washington, <http://agr.wa.gov/FoF/docs/MeatProcessing.pdf> (1/11/2016)

²WSDA Future of Farming Report: Washington Agriculture, strategic Plan 2020 and Beyond. <http://www.growingformarket.com/articles/GAPs-certification> (1/11/2016)

³Guy Gregory, Department of Ecology Technical Services Supervisor, pers. comm., 7/28/2015

⁴Kitty Kitzke, Futurewise, pers. comm., 3/24/2016



Population

A functional food system provides healthy and culturally relevant food to everyone. What are the issues preventing access to healthy food for all people in our community?

10 Food and Health

“We are what we eat” is an adage that still rings true since diet plays a major role in health. While the relationship between food and health is complex, many diseases such as diabetes, obesity and cardiovascular disease have been linked to diet and food consumption. A healthy diet (see *Healthy Eating* chapter) forms a strong basis for good health.

Diet Related Chronic Disease

Half of all adults in the U.S. – about 117 million people – have a preventable, diet-related chronic disease. Two-thirds of Americans are obese or overweight thanks to a deadly combination of poor diet and lack of exercise.¹

Today’s youth may live shorter lives than their parents and experience more chronic diseases such as diabetes, heart disease, hypertension, asthma and arthritis, simply because of the food they eat.



Two major chronic diseases related to food are obesity and diabetes and they are strongly linked. Type 2 diabetes was once seen only in obese adults but now is being diagnosed with more frequency in obese children under 18.

In Spokane County, in 2013²:

- Approximately 64% of adults and 25% of youth are either overweight or obese.
- About 75% of diabetic adults and 30% of diabetic adolescents are either overweight or obese.
- Nine percent of adults and 5% of youth have diabetes in Spokane.

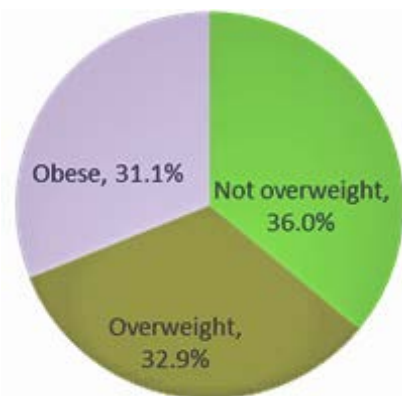


Figure 1: Weight Status of Spokane County Adults, 2013

Fruit and Vegetable Consumption

Eating a healthy diet can help stave off chronic diseases. One of the biggest influencers that impacts a person's health is the amount of fruits and vegetables being consumed. A diet with plenty of fruits and vegetables provides many health benefits, including

lower blood pressure, reduced risk of heart disease, stroke, and some cancers. Studies also show that fruits and vegetables can help control weight or help a person lose weight when replacing calorie-dense foods².

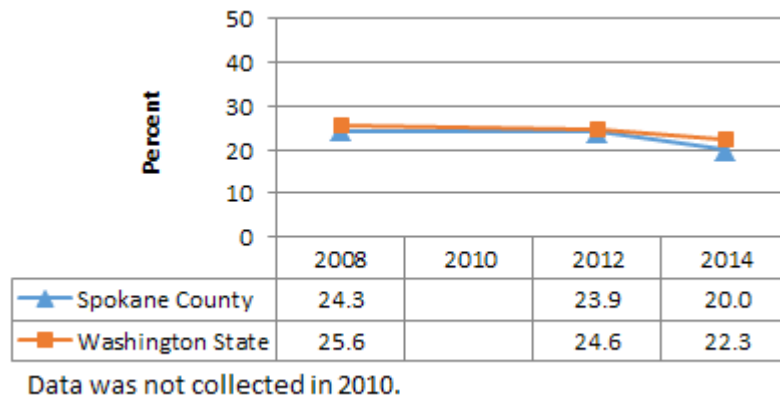


Figure 2: Youth Who Ate 5 Fruits and Vegetables per Day

The daily recommended amount of fruits and vegetables varies by age group, gender, and amount of usual physical activity, but 5 servings a day is usually used as an indicator of a healthy diet.

In 2014 in Spokane, only about 25% of adults and 20% of youth ate five or more servings of fruits and/or vegetables a day. Among youth in Spokane County in 2014:²

- As age increased, the likelihood of eating five or more servings of fruits and vegetables per day decreased.
- Males were more likely to have eaten five or more servings per day than females.
- Native Americans/Alaska Natives were more likely to have eaten five or more servings per day when compared to whites.
- There was no difference in youth fruit and vegetable intake by maternal education level.

Child Nutrition

Empire Health Foundation sponsors an Obesity Prevention Initiative, in which 10 Eastern Washington School districts are participating, including District 81, Cheney, Mead and East Valley. Obesity rates are dropping in schools that have transitioned

from serving unhealthy processed foods to serving healthy scratch-cooked meals for lunches.⁴

The federal Healthy, Hunger-Free Kids Act of 2010³ funds children nutrition programs and free lunch programs. It set new nutrition standards, providing food that is lower in sodium and saturated fat, and serving locally sourced (when possible) whole grains and a variety of fruits and vegetables. Programs include “Farm-to-School” in which students learn where their food comes from, and the “Harvest of the Month” program which educates them about the fruit or vegetable being served that month.

Food and Waterborne Diseases in Spokane County

Bacterial contamination of food can also affect health. Even though nationwide food recalls from grocery stores and restaurants are not unusual in the news today, environmental public health efforts have greatly reduced the occurrence of food and waterborne illness. In the U.S., enteric (gastrointestinal) illnesses were the fourth leading cause of death 100 years ago, but today they are not usually life threatening. Still, many individuals contract food or waterborne illness each year.

In 2013 in Spokane County, there were 122 food and waterborne illnesses. The rate of food and waterborne disease in Spokane County significantly decreased from 2009 to 2013. Spokane County had a rate of food and waterborne disease significantly lower than that of Washington State in 2009-2013.²

Factors that Influence Dietary Consumption

There are many factors, such as taste, availability, culture, cost or health issues, that influence what we eat. Some factors can be attributed to individual choices while others are a product of the home environment, food policies, and food availability. The next two chapters will examine some of these factors.

¹USDA Dietary Fact Sheet, 2015, <http://health.gov/dietaryguidelines/> (1/25/2016)

²Spokane Regional Health District, Spokane Counts 2015, <http://www.srhd.org/spokanecounts/indicator-overview> (1/23/2016)

³Sande, Renee, Nov 3, 2015, Scratch Cooking in Area Schools “Making the Healthy Choice the Easy Choice”, <https://www.linkedin.com/pulse/scratch-cooking-area-schools-making-healthy-choice-easy-renee-sande> (1/26/2016)

⁴Colleen Culbertson, Empire Health Foundation, Program Associate, Pers. Comm. Sept 10, 2015

II Food Insecurity in Spokane County

Healthy food is not easily available to many residents of Spokane County. Access to healthy food means being able to obtain nutritious, culturally appropriate food without physical or financial barriers. People must have access to healthy food in order to purchase and consume it. There are a number of reasons residents don't have access to healthy food, including:

- Food deserts
- Cost barriers
- Lack of cooking skills
- Lack of nutritional understanding
- Lack of culturally relevant food
- Lack of transportation
- Homelessness

Food Insecurity Issues

Not having access to healthy food leads to food insecurity. Food insecurity means a person or family has to cut meal size or skip meals because there is not enough money for food at least once in a year. The USDA defines very low food security as “reports of multiple indications of disrupted eating patterns and reduced food intake”.¹ Food insecurity and hunger cause social, economic and public health issues in communities. Adults may experience impaired work performance leading to reduced earnings and children experience reduced cognitive development and learning capacity.

In 2013, 15.8% of adults in Spokane County were food insecure. In 2014, almost one in six (16%) 8th, 10th and 12th graders who took the Healthy Youth Survey in Spokane reported that they had to skip meals because there was not enough to eat. Food insecurity decreased as maternal education level increased and was more likely among males, blacks, Native Americans/Alaska Natives, Hispanics and multi-racial youth.²

Feeding America's *Map the Meal Gap*³ studies food insecurity by county throughout the United States annually by analyzing data compiled by trusted sources like the U.S. Department of Agriculture, U.S. Census Bureau and Bureau of Labor Statistics. The most recent study, in 2015, found that 16% of people in Spokane County, including 25% of children, are food insecure. Further, it found that 27% of Spokane County's food insecure population does not receive assistance because they earn income above the threshold for federal nutrition assistance programs. The total annual food budget shortfall for all food insecure people in Spokane County was close to \$36.9 million. At a cost of \$2.79 per meal, the "meal gap" in Spokane County exceeds \$13 million annually.

Second Harvest has surveyed emergency food clients in Spokane County to learn more about why people are using food bank, the level of need and to identify gaps in service. Over the years, surveys have found that people receiving food assistance represent all walks of life, all ages, and diversity in race that reflects Spokane's population. Survey findings also have indicated that far too many low-income families are not eating enough nutritious fruits and vegetables. Instead, they stretch their limited incomes by purchasing cheaper, highly processed, calorie-rich products. The most recent survey, in 2012, found that 45% of households eat one or no servings of fruits and vegetables per day.

Food Deserts

The USDA has mapped all census tracts (see pg. 12) in the nation, identifying food deserts⁴. In Spokane County, there are 17 census tracts designated as food deserts. Lack of access to healthy food contributes to a poor diet and can lead to higher levels of obesity and chronic diseases such as diabetes and heart disease.

*The USDA considers a neighborhood a **food desert** if at least a fifth of residents live in poverty and a third live more than a mile from a grocery store in urban areas, or more than 10 miles in rural areas, where residents are more likely to have cars.*

Cost Barriers

The Census Bureau uses a set of household income thresholds to determine who is in poverty⁵. If a family's total income is less than the family's threshold, then that family and every individual in it is considered in poverty. The official poverty definition uses income before taxes and does not include capital gains or noncash

benefits (such as public housing, Medicaid, and SNAP benefits). In 2014, the poverty rate in Spokane County was 16.4%, or 76,917 individuals.²

The Self-Sufficiency Standard for Washington State⁶ defines the income needed to realistically support a family, without public or private assistance. For most workers throughout Washington State, the Self-Sufficiency Standard shows that earnings well above the official Federal Poverty Level are far below what is needed to meet families' basic needs. When someone has to make the choice between buying food and paying rent, they often go hungry or buy inexpensive, nutritiously poor food.

A single parent with one preschooler and one school-age child living in Spokane County and working a full-time minimum wage job earns only 44% of the income needed to meet the family's basic needs if they are not receiving any other support; with the help of housing, childcare, food and health care support, this parent could meet 99% of the family's basic needs.

Table 1: Spokane County Self-sufficiency Standard 2014⁵

Household	Annual Income Need to Meet Basic Expenses	Hourly Wage Needed to Meet Basic Expenses
1 Adult	\$17,923	\$8.49
1 Adult, 1 Preschooler	\$36,023	\$17.06
1 Adult, 1 Preschooler, 1 School-age	\$46,573	\$22.05
Average Wage in Spokane	\$44,479	\$21.07

Table 2: State and Federal Income Bases

	Annual Income	Hourly Wage
Full-time Minimum Wage (WA)	\$19,991	\$9.47
Federal Poverty Level (3 person household)	\$19,790	NA

There are several government programs that help families fill the gap between earned income and cost of basic family needs.⁵

- The **Temporary Assistance for Needy Families** (TANF, formerly Welfare) benefit amount for a family of 3 is \$5,736 annually.
- The **Supplemental Nutrition Assistance Program** (SNAP, formerly food stamps) benefit requires a family of 3 to have an income below \$26,117. The benefit amount was \$5,964 annually in 2014.
- The **Women, Infants and Children** program (WIC) benefit amount was \$495 in 2014 annually for a family of 3.

With the help of child care assistance, food assistance (SNAP and WIC), and Medicaid, a single adult supporting one preschooler and one school-age child and

living in Spokane County, transitioning from welfare to work, would be better able to meet her family's needs with a wage of \$11.57 per hour. (See information on pg. 59 for usage rates of these programs in our County).

Lack of Cooking Skills

People are busy; grocery stores are filled with heavily processed food items that are easy to prepare; fast food stores dot the landscape—and the food tastes good! “Why cook?” is a common refrain from many of us.

But a diet of heavily processed food, either from grocery store aisles, the neighborhood restaurant or fast food joint, is unhealthy and can lead to obesity and diabetes, heart disease and other health issues.

People have forgotten how to cook “from scratch”. Cooking is not taught in many schools and many parents don't know how to teach their children anymore. If they visit a farmers' market and buy some kale or squash, they don't know how to prepare them.

Several organizations in Spokane have taken on the challenge of teaching people how to cook and eat healthy food.

- **The Kitchen at Second Harvest** --increases health, wellness and self-sufficiency through scratch cooking classes, cooking demonstrations, recipe testing, meal sampling and nutrition education. The Kitchen empowers families to reduce or eliminate the foods that contribute to obesity and nutrition-related health conditions. Children and adults learn to make healthy yet economical food choices, helping them move out of poverty.
- **Women and Children's Free Restaurant** – teaches families to improve their physical and financial health through nutrition education, cooking skills and how to stretch limited food dollars.
- **Food Sense** – WSU Extension offers this nutrition education program to teach youth and adults with limited incomes how to eat healthy and maximize the value of their food dollars.



- **Kitchen Spokane** – a nonprofit offering classes in culinary arts.

Lack of Nutritional Understanding

Today's consumers are overrun with conflicting information about food. Should we eat low fat? Are eggs good or bad? What about red meat? Artificial sweeteners? There is a lot of confusion about food in the media and people have no easy way to sort truth from advertising. It doesn't help that many doctors have not had any training in nutrition and are as confused as the rest of us. The USDA updates their dietary recommendations every five years, but those recommendations can be influenced by food company lobbyists, so can we even trust them?

Nutritionists can offer realistic guidelines (see *Healthy Eating* chapter), and people who have taken nutrition courses or have independently studied the subject can provide advice. But someone who hasn't had the opportunity to learn about nutrition may not know that the food choices they make can harm them. Not only may people be misinformed about what types of food to eat, but also how much and in what combinations to make a balanced meal.

As obesity and diabetes rates increase, people are making the connection between diet and health. There is a movement to introduce "scratch cooking" in schools so children learn to eat healthy food (See pg. 52). The cooking classes mentioned above also include nutritional counseling and education.

Lack Of Culturally Appropriate Food

Nearly every culture has its own food traditions. What one eats, how it is prepared and served are important cultural identities. In this region, fish, particularly salmon for the indigenous people, is one culturally important food (see pg. 65 for a discussion of fish in the Spokane River).⁷

Homelessness

People who are homeless depend on free meals provided by various organizations in the region. While these organizations do an amazing job of providing meals on shoe-string budgets, they are sometimes constrained by the quality of food that they can provide depending on food donations that they receive (see pg 61 for information about free food in Spokane).

Addressing Food Insecurity

Government Programs

The U.S. Department of Agriculture (USDA) provides food assistance programs to low-income residents to increase their nutrition and promote health. The programs also bring millions of dollars into the community for food purchasing. The largest program is the Supplemental Nutrition Assistance Program (SNAP), formerly food stamps.

Table 2: SNAP Enrollment in 2010²

Region	Percent of Population
Spokane	31%
Spokane Valley	24%
Spokane County	23.2%
Washington State	18.6%

Table 3: Other Federal Programs³

Program	Enrollment (Percent of Population)	Notes
Women, Infant and Children Supplemental Nutrition Program (WIC)	58%	2009 data; program brings \$9.8 million to the County for food purchase
Free and reduced price lunch program	45%	2010 data
USDA Fresh Fruit & Vegetable Grant Program	Eleven elementary schools	Highest in state; provided schools with about \$300,000 for purchasing fruits and vegetables

The next chapter, *Access to Food*, discusses local efforts to address food insecurity.

¹<http://www.ers.usda.gov/topics/food-nutrition-assistance/food-security-in-the-us/definitions-of-food-security.aspx> (1/24/2016)

²Community Indicator Initiative of Spokane, <http://www.communityindicators.ewu.edu/>, (1/26/2016)

³Feeding America, <http://map.feedingamerica.org/county/2013/overall> (2/10/16)

⁴USDA, Food Access Research Atlas, <http://www.ers.usda.gov/data-products/food-access-research-atlas/go-to-the-atlas.aspx> (1/24/2016)

⁵<https://www.census.gov/hhes/www/poverty/methods/definitions.html>, (1/25/2016)

⁶University of Washington Center for Women's Welfare, 2015, The Self Sufficiency Standard for Washington, <http://selfsufficiencystandard.org/washington>, (1/24/2016)

⁷Food: An Important Part of Most Cultures, Live Rich, Live Well, <http://liverichlivewell.com/food-an-important-part-of-most-cultures/> (1/29/2016)

12 Access to Food

Food is a basic need, yet many people do not have enough food or the right kinds of food to lead an active, healthy life. While household income is a major factor in being able to purchase enough food, another factor is being able to get to a market with a good selection of affordable healthy food.

Many Spokane County organizations have been working to implement projects that will help address food insecurity and affordable access to healthy foods, such as:¹

- creating community partnerships to increase access to fresh fruit and vegetables through free and healthy community meals and produce distribution;
- farmers' markets that accept food assistance debit cards and Women, Infant, and Children (WIC) nutrition program vouchers;
- amending city and county comprehensive plans to improve resident access to growing their own food;
- schools that participate in farm-to-school and school garden programs;
- and increasing the number of community gardens, especially in lower income neighborhoods.

Access to Free Food

Food Distribution Centers

Second Harvest was founded in 1971 as a central warehouse for a handful of neighborhood food banks in Spokane. Today, distribution centers in Spokane and the Tri-Cities supply free food to 250 food banks, meal sites and other hunger-relief programs to feed more than 55,000 hungry people each week in the Inland Northwest. Second Harvest



gets healthy food to where it's needed most in Spokane County by collaborating with 100 programs that fill nutritional gaps for people in poverty, the working poor, elderly and disabled people on very low fixed incomes, homeless people, and children and families in temporary crisis. Second Harvest provides close to 200,000 pounds of food to its Spokane County network each week. More than half that food is healthy fresh produce and other perishable products. Second Harvest receives an abundance of nutritious farm-fresh food donations in our agriculturally rich region. Second Harvest's membership in Feeding Washington, the state's largest response to hunger, has significantly increased its access to fresh fruits and vegetables for people in need. Second Harvest also is a member of the Feeding America national food bank network.²

Northwest Harvest is a Washington statewide hunger relief agency. It is the only nonprofit food bank distributor operating statewide in Washington with a network of more than 380 food banks, meal programs and high-need schools. Through this network, they provide more than 2 million meals every month. They have a warehouse in Spokane Valley.³

Free Meals

Emergency food banks and free meal sites, run by non-profits and churches, are the most concentrated in the poorest neighborhoods in the City of Spokane. Low-income neighborhoods with limited access to free food include Nevada/Lidgerwood and the Mead, Mt. Spokane, and Green Bluff areas.



Feed Spokane is a non-profit food rescue agency that rescues prepared foods from local restaurants and grocery providers and supplies them to non-profit organizations that serve free meals to those in need. In 2009, the organization safely redirected 38,858 meals to local free meal sites. They print a Free Meal Schedule⁴ (see pg 70) for Spokane. Free meals are available seven days a week for

breakfast, lunch and dinner at a variety of outlets, but one has to have transportation to access them.

Meals on Wheels delivers over 20,000 meals each month to vulnerable seniors and adults. In 2014, Meals on Wheels delivered 294,000 meals.⁵

Access to Fresh Produce

Many studies show that eating fruits and vegetables improves one's health and is an integral part of a healthy diet. There are a variety of ways Spokane County residents can access these.

Farmers' Markets

Prior to 2000, the downtown Spokane Farmers' Market was the only market in town. In 2015, there were 13 farmer's markets in the county. Access to fresh produce for low-income individuals has increased as a number of markets now accept SNAP-



Electronic Benefit Transfer (EBT), WIC and Senior Nutrition Farmers' Market Nutrition vouchers (see pg. 31 for a list of current farmer's markets).



Home Gardens

There is no way to quantify the number of people who garden. But more and more people seem to be replacing lawns with gardens or including edibles in their landscaping. Spokane is free from lawn mandates and front yard gardens are permissible. The recently initiated

market garden ordinance (see pg. 13) in Spokane may encourage more home gardens.

Community Gardens

Community gardens are small plots of land in urban or rural areas owned by local government or private landowners and made available for gardening. Neighbors, community members or specific groups such as schools, churches or businesses use the land to grow food for consumption, education and donation to people in need. The Spokane Community Gardens is a loose network of gardens. In 2015 there were at least 21 public gardens and an unknown number of private ones in Spokane County.

Table 1: Community Gardens in Spokane County, 2015

Community Gardens (CG)	Location	Notes
All Saints Lutheran Church	314 S. Spruce St	Public, Browne's Addition
Commons CG	33 rd and Lamont	Public, on Water Dept property
Chief Garry CG	2103 E Mission	Public
East Central CG	Ralph & Hartson	Public, on Water Dept prop.
Salvation Army	222 E. Indiana	Private/public; for residents of Salvation Army
West Central CG	1832 W Dean	NA
NE Community Center CG	Lacey & Liberty	Public
Pumpkin Patch CG	Maringo & Upriver Dr, Millwood	NA
East Valley School Farm & CG	Wellesley & Sullivan	School & public garden/farm 3 acres
Fairview & Hemlock CG	Fairview & Hemlock	NA
Beautiful Savior Lutheran Church	4320 S. Conklin St	NA
Riverview CG	1420 W Water Ave	NA
United Church of Christ	611 N Progress Rd Spokane Valley	Church garden open to public
Resurrection Episcopal Church CG	15319 E Eighth Ave Spokane Valley	Church garden open to the public
Grant Park CG	1300 E Ninth	NA
Spokane Valley Partners CG	11202 E Mission Spokane Valley	NA
East Central Community Organization Garden	1700 E Fourth Ave	NA
Airway Heights CG	924 S Lawson, Airway Heights	NA
Deer Park CG	N. North Ave & W 1 st St, Deer Park	NA
Rocky Hill Park Community Garden	22710 E Country Vista Drive, Liberty Lake	NA
Cheney CG	Centennial Park, Cheney	Cheney Parks & Rec

Edible Trees

The Spokane Edible Tree Project is a program sponsored by Second Harvest Food Bank, The Lands Council, WSU Extension and the Portland Fruit Tree Project.

They identify fruit and nut trees that are not being harvested in Spokane County and then harvest and donate the produce to food banks.

Access to Wild Food

For generations people have hunted and gathered the wild food sources available in this region. Today people continue to hunt and collect these free foods including deer, elk, moose, turkey, duck, fish, huckleberries, elderberries, mushrooms, camas and cattail roots and a variety of herbs. These foods provide recreational, sustenance and spiritual purposes for many people.



With the onset of development, land available for native plant production has been reduced to rural and neglected urban spaces. For example, berries and other edible vegetation are found in undeveloped areas along the Spokane river. While the State Government regulates hunting and fishing to control populations, fruits, herbs and vegetables can be freely gathered on public lands and are vulnerable to over harvesting. For example, huckleberry bushes are being cut and pulled from the ground in some areas. Land use planning policies could be used to protect and preserve these areas to better ensure a sustainable level of production and cultivation of native plant species.



Local native foods have the potential to again become an integral part of our local food system. Tribal communities are engaging in dialogue and education to promote sustainable practices to help revive the production and cultivation of local native foods. Return to a traditional diet, in addition to healthy nontraditional foods, is a step closer to food sovereignty and food safety for tribal and other groups. Open sharing of knowledge and resources, protecting and preserving native habitat, and increasing availability and access to traditional foods are ways to refocus the attention and appreciation of these foods for the benefit of indigenous peoples and the greater community.

The Spokane River's Fish

Fish are a public resource, available to anyone who has purchased a fishing license. Many people in our area fish the waters of the Spokane River, for pleasure as well as food. There are both wild and hatchery bred fish in the river, including trout, bass, carp and suckers. Avista, as part of their licensing agreement, stocks Long Lake (a reservoir of the Spokane River) with 150,000 fish each year.⁶



But the river is polluted, and, as a result, the fish contain chemicals such as PCBs and PBDEs (flame retardants) that can be harmful to health. The Spokane Regional Health District and Washington State Department of Health issued a Spokane River Fish Advisory in 2012 (see pg. 71) with recommendations to reduce one's exposure to these toxins.⁷ There are efforts to clean the River of these pollutants through the federal Superfund Program.

The Spokane River used to be filled with salmon, which provided nourishment, medicinal and spiritual connection for the local indigenous people. The fish they caught were among the biggest in the entire Columbia River Basin--Chinook salmon could weigh 80 pounds or more. Installation of dams along the River, and finally the construction of Grand Coulee Dam put an end to the salmon on the Spokane River since the dams were built without fish ladders.⁸ There is a movement to rectify this situation and return salmon to the River. The Spokane City Council passed a resolution on 6/25/2014, to support the Northwest Power and Conservation Council's Fish and Wildlife Program's inclusion of anadromous fish passage above Grand Coulee Dam.⁹

Access to Retail Food

See the *Retailers* chapter for further information about retail food outlets.

City of Spokane

The majority of grocery-type food outlets are located on arterial streets in the City of Spokane where there is approximately the same number of small grocery stores as

supermarkets. There are twice as many convenience stores as there are grocery stores and supermarkets.

Access to grocery stores and supermarkets in low-income areas in the City of Spokane is fairly evenly distributed with the exception of the West Central and Riverside (downtown) neighborhoods, which are considered food deserts (*see pg. 57*). Approximately 40% to 50% of residents in these two neighborhoods receive SNAP benefits (food stamps). These two areas lack a supermarket or grocery store accessible to low-income individuals. Convenience stores are the only neighborhood retail option for purchasing food in West Central neighborhood. In contrast, residents from other low-income neighborhoods such as Nevada/Lidgerwood, Whitman, Bemiss, Logan, and Chief Garry have relatively good access to supermarkets or grocery stores.¹⁰

City of Spokane Valley

In the City of Spokane Valley, supermarkets and grocery stores are located along arterials; Sprague Avenue has five supermarkets within approximately 2.5 miles of each other. Access to healthy foods through supermarkets and grocery stores is sparser for low-income residents living north of the freeway and away from Argonne Road.⁷

Accessing Food from Low-Income Neighborhoods

In 2011, the Spokane Regional Health District conducted focus group interviews with 49 low-income residents from the Greater Hillyard (Hillyard, Whitman and Bemiss neighborhoods), East Central and West Central neighborhoods. The results illustrate the issues around food access for low-income residents:

- Free food from nonprofit agencies was the most common way to obtain food for their families.
- Fast food establishments were the most popular place to eat out with some participants stating, “fast food is one of our food resources.”
- The primary means for getting fresh fruit and vegetables is from grocery stores and supermarkets in their neighborhood.
- More than half of participants stated that they traveled one mile or less from their home to purchase or obtain food for their family.

- Forty percent of the participants used their own vehicle to get groceries, 10% walked, 15% carpooled or had a friend drive them, and the remainder used public transportation.
- The three main factors that influenced what participants purchased were price, health and children's preferences.
- Health issues included diabetes, being overweight and having "nutrition restrictions."
- Participants said they read labels and purchased foods that were lower in sodium, fat and sugar.

In conclusion, focus group participants valued low price, convenient location, and nutrition as key factors when accessing food in low-income neighborhoods.¹⁰

Food Access and Transportation


Many low-income individuals do not have cars and do not live within walking distance of a grocery store. Access to supermarkets and grocery stores via a transit system is difficult for those carrying multiple or heavy bags of food. For small and light items, bus access is more doable and the routing is good. Spokane Transit Authority designs routes to connect as many destinations and origins as possible while still providing logical routing. Grocery stores and supermarkets are an important consideration and useful to have on every route to reduce the number of buses people need to catch while transporting groceries. The one exception to grocery stores and supermarkets accessible by transit routes is on Trent highway extending north of Liberty Lake. Newman Market is the closest small grocery store for residents living in this rural area and is not bus-accessible.¹⁰

Food Access in Schools

See page 52 for a discussion of the changes in local school lunch programs to provide "scratch cooking" and "Harvest of the Month" programs in order to introduce children to a variety of fruits and vegetables. Many schools also have gardens where children can learn about local, seasonal foods.

The Fresh Fruit and Vegetable Program¹¹ (FFVP) provides all enrolled students in participating elementary schools with a variety of free fresh fruits and vegetables throughout the school day—separate from the lunch or breakfast meal in one or

The National School Lunch and Breakfast Program¹² is a federally assisted meal program operating in public and nonprofit private schools and residential child care institutions. It provides nutritionally balanced, low-cost or free lunches to children each school day. The program was established under the National School Lunch Act, signed by President Harry Truman in 1946. School lunches must meet the latest USDA *Dietary Guidelines*. The content of fruits, vegetables, and whole grains in the menu must meet federal meal requirements, local decisions about what specific foods to serve, and a participating school may purchase a meal for the Breakfast Program. Children from families at or below the poverty level are eligible for free meals.



Second Harvest's Bite 2 Go Program offers food insecure children meals during the weekend. Almost half of the students in Spokane County qualify for free or reduced-price school meals, which frequently offer their best source of nutrition on weekdays. This program helps children get the nutrition they need over the weekend so they come to

68 | ACCESS TO FOOD

Access to Food During and After a Disaster

Grocery stores only maintain about a 6-day supply of food, especially perishables. Distribution centers don't have much more storage either. Second Harvest Food Bank is a member of the national organization, Feeding America, which organizes food banks around the nation to provide food for regions dealing with a disaster.

Greater Spokane Emergency Management coordinates mass care and feeding through Emergency Support Function 6¹³ contained in Spokane County's Comprehensive Emergency Management Plan.¹⁴ This Plan details procedures to handle the myriad of issues involved with emergencies and disasters.

Other resources include but are not limited to Second Harvest, The Salvation Army, Community Organizations Active in Disasters and the Inland NW Volunteers Active in Disasters. (The last two organizations consist of faith-based groups, businesses, governmental organizations, individuals, and others committed to assisting our community daily and in times of need.)

Greater Spokane Emergency Management coordinates all Emergency Support Functions, specifically ESF6 mentioned above, as it relates to this plan through a Duty Officer who can be contacted 24/7/365 by any partner organization within Spokane County before or during an emergency by calling: 509-477-4209 #0822.

¹Spokane Counts, 2015, <http://www.srhd.org/spokanecounts> (1/25/2016)

²Jason Clark, CEO, Second Harvest Food Bank, pers. Comm., 3/3/16)

³Northwest Harvest Food Bank, <http://www.northwestharvest.org/>, (3/17/2016)

⁴Free Meal Schedule, Feed Spokane, <https://feedspokane.com/meal-providers/meal-centers-locations/> (1/29/2016)

⁵Meals on Wheels, http://www.mowspokane.org/meals_wheels.html, (12/14/2015)

⁶Jerry White, Jr, Spokane Riverkeeper, Jan 29, 2016, Pers. Comm.

⁷Spokane River Fish Advisory, <http://www.doh.wa.gov/portals/1/Documents/Pubs/334-164.pdf>, 2012

⁸The Spokane River, <https://www.nwcouncil.org/history/SpokaneRiver> (1/29/2016)

⁹Agenda Sheet for City Council for 07/07/2014, http://www.friendsoftoppenishcreek.org/cabinet/data/CR_Treaty_4.pdf

¹⁰Spokane Regional Health District, 2011, Food and Health Overview, http://www.srhd.org/documents/PA_N/FoodandHealthOverview-2011.pdf

¹¹State of Washington, Office of Superintendent of Public Instruction, Fresh Fruit and Vegetable Program, <http://www.k12.wa.us/ChildNutrition/programs/FFVP/default.aspx> (1/28/2016)

¹²National School Lunch Program, <http://www.fns.usda.gov/nslp/national-school-lunch-program-nslp> (1/28/2016)

¹³<http://www.spokanecounty.org/emergencymgmt/content.aspx?c=2678>

¹⁴<http://www.spokanecounty.org/emergencymgmt/default.aspx>

Figure I: Free Meal Schedule for Spokane, 2015

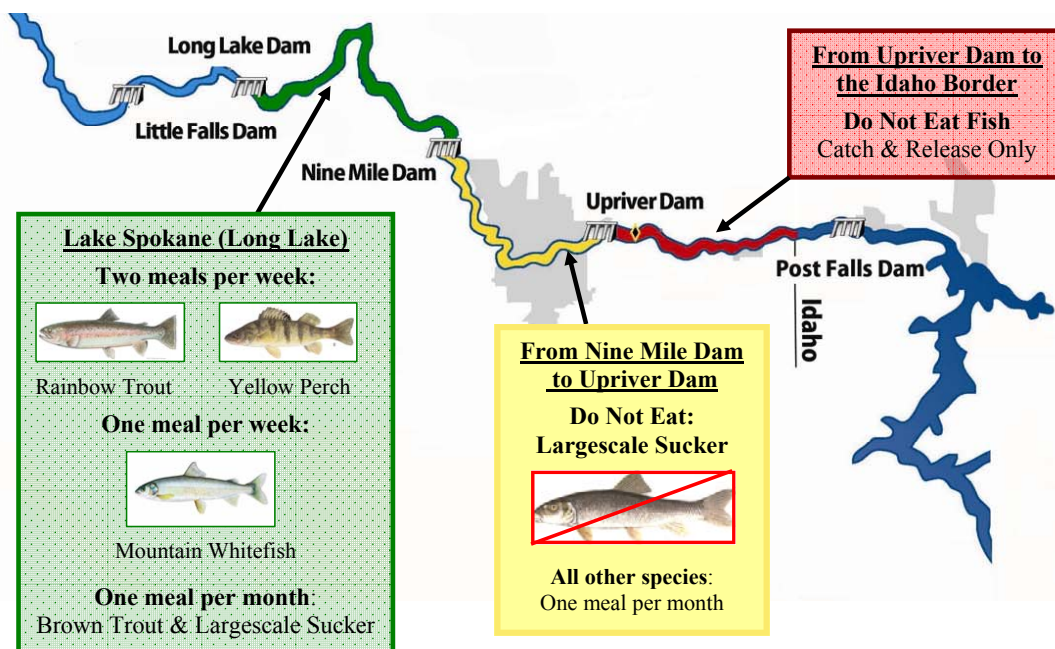
	MONDAY	TUESDAY	WEDNESDAY	THURSDAY	FRIDAY	SATURDAY	SUNDAY
B R	Shalom 7:30-8:30 am	House of Charity 7:30-8:30 am	House of Charity 7:30-8:30 am	House of Charity 7:30-8:30 am	House of Charity 7:30-8:30 am	House of Charity 7:30-8:30 am	House of Charity 7:30-8:30 am
E A	Mid-City Concerns Senior Center	Shalom 7:30-8:30 am	Shalom 7:30-8:30 am	Shalom 7:30-8:30 am	Shalom 7:30-8:30 am	Crosswalk (Youth)	Orchard Christian Fellowship
K F	8:00-9:30 am	Mid-City Concerns Senior Center	Mid-City Concerns Senior Center	Mid-City Concerns Senior Center	Mid-City Concerns Senior Center	City Gate (2 nd & 4 th Sat)	7:00 am (except 1 st Sunday of the month)
S T	Crosswalk (Youth) 9:00-9:30 am	Crosswalk (Youth) 9:00-9:30 am	Crosswalk (Youth) 9:00-9:30 am	Crosswalk (Youth) 9:00-9:30 am	Crosswalk (Youth) 9:00-9:30 am	Holy Trinity Episcopal 8:45-10 am	Crosswalk (Youth) 9:00-9:30 am
	City Gate 10:00-11:00 am	City Gate 10:00-11:00 am	City Gate 10:00-11:00 am	City Gate 10:00-11:00 am	City Gate 10:00-11:00 am		
L U	Our Lady of Lourdes 11:00 am-Noon	House of Charity 11:00-11:30 am	House of Charity 11:00-11:30 am	House of Charity 11:00-11:30 am	House of Charity 11:00-11:30 am	House of Charity 11:00-11:30 am	Crosswalk (Youth) 12:00-12:30 pm
N C	Mid-City Concerns Senior Center	Our Lady of Lourdes 11:00 am-Noon	Our Lady of Lourdes 11:00 am-Noon	Our Lady of Lourdes 11:00 am-Noon	Our Lady of Lourdes 11:00 am-Noon	Crosswalk (Youth)	Union Gospel Mission
H	11:30 am-12:15 pm	Mid-City Concerns Senior Center	Mid-City Concerns Senior Center	Mid-City Concerns Senior Center	Mid-City Concerns Senior Center	Union Gospel Mission	Spokane Valley United Methodist Free Lunch
	Union Gospel Mission 12:00 pm-12:30 pm	11:30 am-12:15 pm	11:30 am-12:15 pm	11:30 am-12:15 pm	11:30 am-12:15 pm	Calvary Soup Kitchen 11:00-1:00	(Last Sunday of each month)
	Crosswalk (Youth) 12:00-12:30 pm	Union Gospel Mission 12:00 pm-12:30 pm	Union Gospel Mission 12:00 pm-12:30 pm	Union Gospel Mission 12:00 pm-12:30 pm	Mid-City Concerns Senior Center		12:30 pm
	Cup of Cool Water(Youth) 1:00-4:00 pm	Crosswalk (Youth) 12:00-12:30 pm	Crosswalk (Youth) 12:00-12:30 pm	Crosswalk (Youth) 12:00-12:30 pm	11:30 am-12:15 pm		St. Ann's Sunday Lunch 1:00 pm
	Connections Church 12:00-2:00 pm	Cup of Cool Water(Youth) 1:00-4:00 pm	Cup of Cool Water(Youth) 1:00-4:00 pm	City Gate 12:00-3:00 pm	Union Gospel Mission 12:00 pm-12:30 pm		
		City Gate 12:00-3:00 pm	City Gate 12:00-3:00 pm	City Gate 12:00-3:00 pm	Crosswalk (Youth) 12:00-12:30 pm		
		Connections Church 12:00-2:00 pm	Connections Church 12:00-2:00 pm	City Gate 12:00-3:00 pm	City Gate 12:00-3:00 pm		
				Women's and Children's Free Restaurant 11:30 am-1:30 pm	Women's and Children's Free Restaurant 11:30 am-1:30 pm		
D I	Our Lady of Lourdes 4:00-5:00 pm	Our Lady of Lourdes 4:00-5:00 pm	Our Lady of Lourdes 4:00-5:00 pm	House of Charity 4:30 pm-5:30 pm	Our Lady of Lourdes 4:00-5:00 pm	Union Gospel Mission 5:30 pm-6:00 pm	Union Gospel Mission 5:30 pm-6:00 pm
N N	Shalom 4:30-5:30 pm	Women's and Children's Free Restaurant 3:00-6:00 pm	Holy Trinity Episcopal 5:30 pm	Our Lady of Lourdes 4:00-5:00 pm	Connections Church 5:00-6:30 pm	Crosswalk (Youth)	Crosswalk (Youth)
E R	Union Gospel Mission 5:30 pm-6:00 pm	Orchard Christian Fellowship 4:30 pm (except 1 st Tuesday of the month)	Union Gospel Mission 5:30 pm-6:00 pm	Shalom 4:30-5:30 pm	Union Gospel Mission 5:30 pm-6:00 pm	City Gate 7:00-8:30 pm	City Gate 7:00-8:30 pm
	Off Broadway Outreach 5:30 pm	All Saints Lutheran 5:00-6:00 pm	Crosswalk (Youth) 6:00-6:30 pm	Union Gospel Mission 5:30 pm-6:00 pm	Crosswalk (Youth) 6:00-6:30 pm		
	Crosswalk (Youth) 6:00-6:30 pm	Union Gospel Mission 5:30 pm-6:00 pm	SPEAR (Kids) 3:30-6:00pm	Crosswalk (Youth) 6:00-6:30 pm	City Gate 7:00-8:30 pm		
		Crosswalk (Youth) 6:00-6:30 pm	Blessings Under the Bridge 6:00-7:00 pm	Cup of Cool Water(Youth) 7:00-9:30 pm			
		Cup of Cool Water(Youth) 6:00-6:30 pm	Women's & Children's Free Restaurant 3:00-6:00 pm	Salvation Army 5:00-7:30 pm			
		SPEAR (kids) 3:30-6:00pm	City Gate 7:00-8:30pm				

Spokane River Fish Advisory

Updated 2009

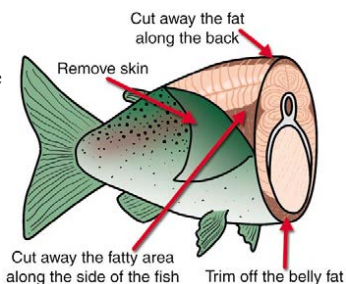
Spokane River fish contain chemicals called PCBs and PBDEs (flame retardants). These chemicals can be harmful to your health and the health of your children if eaten in quantities higher than advised.

This advisory is for everyone; men, women, and children. Women who are or might become pregnant, nursing mothers, and young children should pay special attention to this advisory.



You can reduce your exposure to PCBs if you prepare your fish this way:

- When cleaning fish, remove the skin, fat, and internal organs before cooking
- Cook fish on a rack so the juices and fat will drip off
- Do not eat the head, juices, bones, organs/guts, fat, and skin
- Consume younger, smaller fish



Questions?

Spokane River Fish Advisory:
Spokane Regional Health District
Mike LaScuola 509-324-1574
www.srhd.org

Fish Advisories in Washington State:
WA Department of Health
Toll-Free 1-877-485-7316
www.doh.wa.gov/fish

Washington State Mercury Advisory: Women who are or might become pregnant, nursing mothers, and young children should follow this advice due to high mercury levels in these fish statewide:
Northern Pikeminnow – Do Not Eat Largemouth and Smallmouth Bass – Two meals per month

13 Healthy Eating

Consumption of mostly minimally processed food (see pg. 16) is key to a healthy diet. Moderately and heavily processed food should be eaten in moderation, not as a regular healthy diet.

USDA's Dietary Guidelines for Americans¹

A healthy diet is one that:

- Follows a healthy eating pattern across the lifespan. All food and beverage choices matter. Choose a healthy eating pattern at an appropriate calorie level to help achieve and maintain a healthy body weight, support nutrient adequacy, and reduce the risk of chronic disease.
- Focuses on variety, nutrient density, and amount. To meet nutrient needs within calorie limits, choose a variety of nutrient-dense foods across and within all food groups in recommended amounts.
- Limits calories from added sugars and saturated fats and reduces sodium intake. Consume an eating pattern low in added sugars, saturated fats, and sodium. Cut back on foods and beverages higher in these components to amounts that fit within healthy eating patterns.
- Shifts to healthier food and beverage choices. Choose nutrient-dense foods and beverages across and within all food groups in place of less healthy choices. Consider cultural and personal preferences to make these shifts easier to accomplish and maintain.
- Supports healthy eating patterns for all. Everyone has a role in helping to create and support healthy eating patterns in multiple settings nationwide, from home to school to work to communities.



A healthy eating pattern includes:

- A variety of vegetables from all of these subgroups—dark green, red and orange, legumes (beans and peas), and starchy
- Fruits, especially whole fruits
- Grains, at least half of which are whole grains
- Fat-free or low-fat dairy, including milk, yogurt, cheese, and/or fortified soy beverages
- A variety of protein foods, including seafood, lean meats and poultry, eggs, legumes (beans and peas), and nuts, seeds, and soy products
- Oils

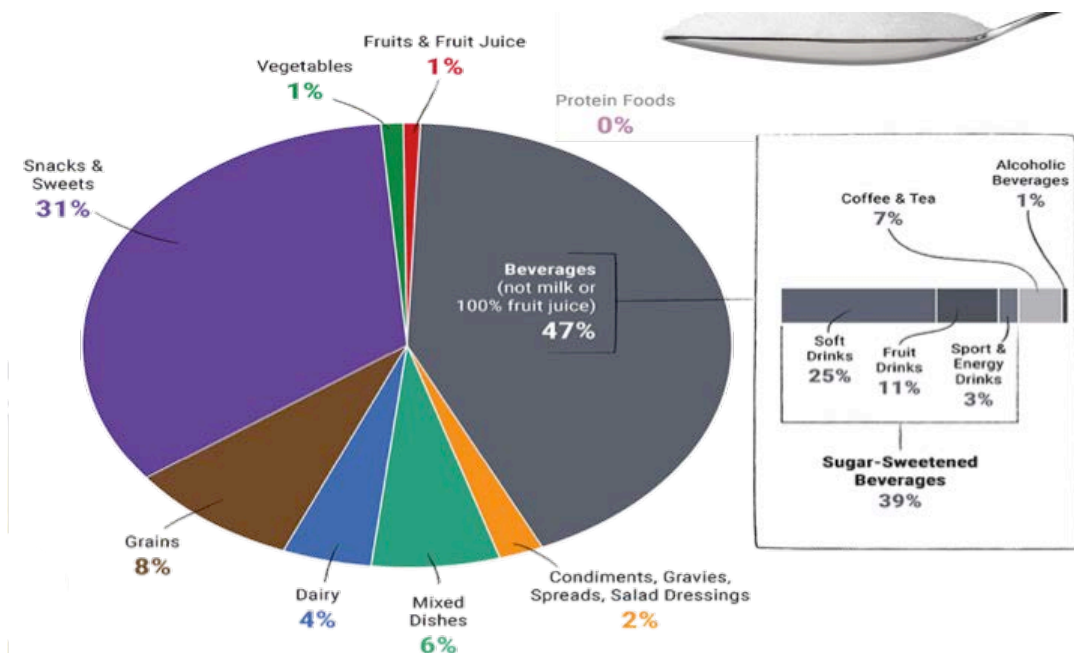


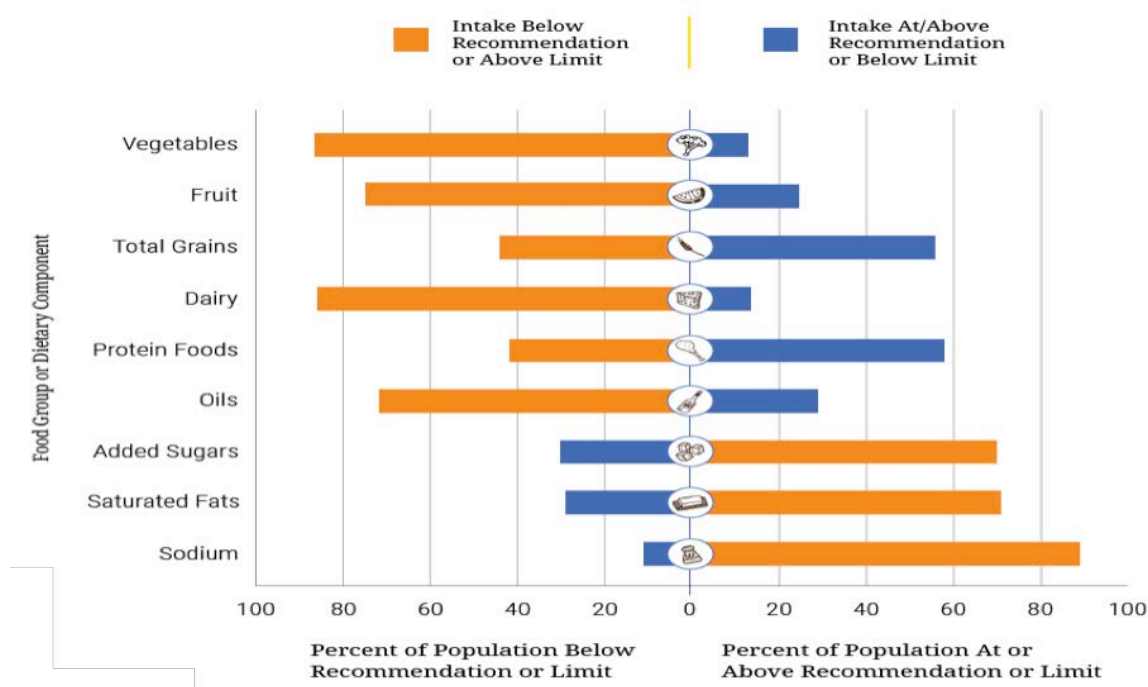
Figure 1: Sources of Added Sugars in the U.S. Population Ages 2 Years and Older²

A healthy eating pattern limits saturated fats and trans fats, added sugars and sodium. The typical eating patterns currently consumed by many in the United States do not align with the USDA *Dietary Guidelines*. When compared to the Healthy U.S.-Style Pattern:

- About three-fourths of the U.S. population has an eating pattern that is low in vegetables, fruits, dairy, and oils.

- More than half of the U.S. population is meeting or exceeding total grain and total protein foods recommendations, but are not meeting the recommendations for the subgroups within each of these food groups.
- Most Americans exceed the recommendations for added sugars, saturated fats, and sodium.
- In addition, the eating patterns of many people are too high in calories. Calorie intake over time, in comparison to calorie needs, is best evaluated by measuring body weight status. The high percentage of the population that is overweight or obese suggests that many in the United States over consume calories. More than two-thirds of all adults and nearly one-third of all children and youth in the United States are either overweight or obese.

Figure 2: Dietary Intakes Compared to Recommendations. Percent of the U.S. Population Ages 1 Year and Older Who are Below, At, or Above Each Dietary Goal or Limit³



¹USDA Dietary Guidelines, 2015, <http://health.gov/dietaryguidelines/2015/guidelines/> (1/24/2016)

²What We Eat in America, Food Category analyses for the 2015 Dietary Guidelines Advisory Committee, NHANES 2009-2010

³What We Eat in America, NHANES, 2007-2010

14 Human Health and our National Food System

In the United States, obesity and diet-related chronic disease rates are escalating, while the public's health is further threatened by rising antibiotic resistance, chemicals and pathogens contaminating our food, air, soil and water, depletion of natural resources and climate change. These threats have enormous human, social, and economic costs that are growing, cumulative, and unequally distributed. These issues are all related to food—what we eat and how it is produced. The U.S. industrial food system provides plentiful, relatively inexpensive food, but much of it is unhealthy, and the system is not sustainable.¹ There are health risks and issues at each step of the national food system. The discussion below is not comprehensive, but is meant to give the reader a glimpse of the variety of health issues associated with our national food system.

Production

Herbicides & Pesticides

A variety of herbicides and pesticides are used during conventional food production to control weeds and insects. The most popular herbicide is Round-up (glyphosate) produced by Monsanto. In the 1990s, Monsanto developed “Round-up Ready” seeds that have been genetically altered to be resistant to Round-up and are called genetically modified organisms (GMO). Farmers can spray their fields with glyphosate, knowing it won't harm their crops. As a result, the application of herbicides, especially glyphosate, in the United States has increased many times over in recent years. Glyphosate application in the U.S. increased from 25 million pounds in 1992 to over 250 million pounds in 2012. Round-Up is the most



heavily used herbicide in the U.S. and is the world's most widely produced herbicide by volume. Today it is applied four times more than that of the second leading pesticide. Glyphosate is found in food, air, rainfall, and surface waters.²

So why should we care? The Spokane region is in the heaviest-herbicide use category with over 88 pounds of glyphosate applied per square mile on agricultural land. In 2015, the World Health Organization's (WHO's) International Agency for Research on Cancer (IARC) pronounced that glyphosate is "probably carcinogenic to humans."³

Fertilizers

Since food grows in soil (or, in the case of meat, our food eats plants grown in soil), it makes sense that the healthier the soil, the healthier the food. Fertilizers provide one or more chemical elements necessary for plant growth and development. Historically, soil fertility was maintained by using animal manure and crop rotations. Now, fertility is maintained by the addition of petroleum-based fertilizers. One of the main requirements of plant growth is nitrogen. Synthetic nitrogen is created using hydrogen in the form of natural gas, a non-renewable resource that emits carbon dioxide into the atmosphere, contributing to climate change.⁴

In 2010 an estimated 21 million pounds of synthetic fertilizers were spread over American farmland.⁵ Synthetic fertilizers used in conventional agriculture can lead to the destruction of soil structure and reduce trace minerals in the soil. Analysis of the nation's oldest continuous cropping test plots in Illinois shows that, contrary to long-held beliefs, nitrogen fertilization does not build up soil organic matter.⁶ Long-term research at Rodale Institute shows that properly managed cover crops (legumes, grains, grasses or mixtures) can provide all the nitrogen needed while reversing the loss of soil organic matter.⁷

Animal Antibiotics & Steroids

Animal production methods can affect the health of consumers. The use of antibiotics in agriculture helped develop resistance in micro-organisms that the antibiotics are meant to eliminate. Every year, over 400,000 people in the United States are sickened with resistant *Salmonella* or *Campylobacter*. Approximately 20-26 million pounds of antibiotics a year are administered to livestock that absorb roughly 25% of the medication, while excreting the rest (75%) into the environment.⁸

Steroid hormones are also given to livestock to increase growth rates, efficiency of conversion from feed to meat, and the leanness of the meat. The American Public Health Association acknowledges that “there is evidence that hormones originating outside the body can interfere with our own hormone function.” Evidence suggests females exposed to estradiol during pregnancy have increased risk of breast cancer as adults. In 1998 the European Union banned the importation of meat of hormone-treated animals.⁹

Processing

Heavily Processed Foods

Although heavily processed foods (refer to pg. 16 for a definition) are not inherently unhealthy, many foods in this category are high in added sugar (especially high fructose corn syrup), sodium, saturated fats or *trans*-fats, and contain little dietary fiber. Some of these foods, such as cakes, cookies and soft drinks, are among the major sources of calories among U.S. adults and children. Breads and snack foods are often made with refined grains—grains that have been processed to remove the bran and germ, which contain important nutrients like B-vitamins, iron and fiber. The convenience that many heavily processed foods offer may also encourage unhealthy eating patterns, such as skipping meals and overconsuming calories.

Food-borne Illness

Although many forms of food processing are designed to minimize food safety risks, rapid growth in the food processing industry can contribute to food-borne illness outbreaks. As processing plants have become larger (see pg 1), they handle larger volumes of products—sometimes from many different sources—and distribute them over a broader geographic area. This can increase the risk of widespread exposure to contaminated products, as evidenced by the 2009 nationwide recall of contaminated products made with peanut paste.¹⁰

The Food and Drug Administration (FDA), an organization responsible for ensuring the safety of our food supply, has been criticized for inadequately inspecting food processing facilities.¹¹ To address food safety risks involving raw agricultural products, the FDA is now for the first time beginning to regulate farm practices involving the production and handling of produce that is generally consumed raw through the Food Safety Modernization Act produce rule. (See pg. 47 for a description of this Act and its implications) It is anticipated that the FDA will be increasing its cadre of inspectors and

food safety education efforts to enforce these rules and minimize food safety risks. Without increases in federal funding, however, these measures are not likely to occur.

Worker Justice Impacts

In addition to affecting our food supply, the practices common to certain food processing industries affect the people who work for them. In particular, workers in U.S. meat and poultry processing plants often suffer health risks, poor working conditions and labor violations. They may be expected to perform dangerous tasks, such as working with sharp knives and hooks, under hazardous and exhausting conditions, sometimes without adequate training. Injuries, some life-threatening or fatal, are not uncommon; 36% of employees in the meat industry are injured each year. Compared to all other job categories, the food processing industry as a whole ranks among the highest for job-related injuries. Injured employees of meat and poultry processing plants are not sufficiently protected under U.S. labor laws; they are often unable to receive compensation and an injury may cause them to lose their jobs. Processing plants frequently hire migrant workers who are willing to accept low wages and poor working



conditions. In some cases, illegal immigrants are smuggled into the country by the companies that hire them and face fears of deportation. These and other threats of retribution can squelch efforts on the part of employees to organize unions.¹¹

Distribution

Americans are presented with a global palette of food choices unimaginable to earlier generations. Through the 1930s, ready access to fresh foods from around the globe was still a novelty, and many retailers and consumers thought it worth celebrating. An upscale New York restaurant, for example, boasted about the mileage traveled by its exotic produce. According to its menu, the ingredients of a vegetable salad collectively covered over 22,000 miles. Since then, food miles—the distance food travels from where it is grown or raised to where it is purchased by a consumer—have come under considerable scrutiny. “Local” and “regional” have become the qualities sought out by conscientious eaters. It is now understood that the convenience, variety and other

benefits afforded by global food distribution must be weighed against the social, health, environmental and economic implications of transporting food over long distances.¹²

Energy and Climate Consequences of Food Transport

Increasing attention is being given to the consequences of transporting large volumes of food over great distances. Among other concerns are peak oil and climate change (refer to *Climate* chapter). Transport vehicles rely on burning dwindling reserves of fossil fuels for energy, which emits greenhouse gases (GHGs) that contribute to climate change. Counting food miles is one way to measure the impacts of transporting food and food ingredients. Fruits and vegetables, for example, often get a lot of attention because of the distances they travel. A frequently quoted source found that, on average, produce arriving at a major Chicago food market was transported more than 1,500 miles.¹²

Consumption

See the *Food Insecurity* and *Access to Food* chapters for a full discussion on food consumption and health issues.

Waste

Animal Waste

Concentrated animal feeding operations (CAFO's) can pose a threat to air and water quality. Manure is stored in anaerobic lagoons, which are large pools that emit airborne toxins harmful to humans and may contaminate water supplies. These chemicals may include the potent greenhouse gases methane, hydrogen sulfide, and carbon dioxide, as well as ammonia.

These chemicals can cause a variety of human health problems. Water contaminated by manure runoff can also cause health problems including death, diarrhea, vomiting, stomach cramps, fever, and neurological damage. Arsenic, copper, selenium, zinc, cadmium, molybdenum, nickel, lead, iron, manganese, aluminum, and boron can be found in the manure. These heavy metals accumulate in the sludge in the bottom of lagoons, reaching toxic levels. Runoff with these elements may end up in water bodies where they make their way up the food chain through bioaccumulation.



These chemicals can be taken up either directly from exposure or by consumption of food containing the chemical. People may get skin or organ cancer, liver dysfunction, hair and nail loss, and anemia from these heavy metals.¹³ The Washington State Department of Ecology is currently updating and improving protections to CAFO's and a preliminary draft for permits has been developed.¹⁴

- ¹ American Public Health Association, Toward a Healthy Sustainable Food System, Nov 06, 2007, <https://www.apha.org/policies-and-advocacy/public-health-policy-statements/policy-database/2014/07/29/12/34/toward-a-healthy-sustainable-food-system> (1/20/2016)
- ² Landrigan, Philip, M.D., and Charles Benbrook, Ph.D., GMOs, Herbicides, and Public Health, Aug. 20, 2015, <http://www.nejm.org/doi/ref/10.1056/NEJMp1505660#t=article> (1/28/2016)
- ³ Cressey, Daniel, Nature Magazine, March 25, 2015, Widely used herbicide linked to cancer, cited from Scientific American, <http://www.scientificamerican.com/article/widely-used-herbicide-linked-to-cancer/?print=true> (1/28/2016)
- ⁴ Oregon State University Extension Service, April 30, 2008, Here's the Scoop on Chemical and Organic Fertilizers, <http://extension.oregonstate.edu/gardening/node/955> (1/28/2016)
- ⁵ USDA Environmental Research Service. Chemical Inputs: Fertilizer Use & Markets, <http://www.ers.usda.gov/topics/farm-practices-management/chemical-inputs/fertilizer-use-markets.aspx-.UdxCohaBCI9> (1/28/2016)
- ⁶ College of Agricultural, Consumer and Environmental Sciences (ACES), Study reveals that Nitrogen Fertilizers Deplete Soil Organic Carbon, Oct 29, 2007, <http://news.aces.illinois.edu/news/study-reveals-nitrogen-fertilizers-deplete-soil-organic-carbon> (1/28/2016)
- ⁷ LaSalle, Tim, Rodale Institute, The Organic Green Revolution, <http://stopogm.net/sites/stopogm.net/files/webfm/plataforma/OrganicGreenRev2008.pdf> (1/28/2016)
- ⁸ Centers for Disease Control and Prevention, Challenges in Food Safety, <http://www.cdc.gov/foodsafety/challenges/index.html> (1/28/2016)
- ⁹ Center for Food Safety, America's Secret Animal Drug Problem, http://www.centerforfoodsafety.org/files/animal_drug_10_26_77838.pdf (1/28/2016)
- ¹⁰ Centers for Disease Control and Prevention, Multistate Outbreak of *Salmonella Typhimurium* Infections linked to peanut butter, 2008-2009, <http://www.cdc.gov/salmonella/2009/peanut-butter-2008-2009.html> (1/28/2016)
- ¹¹ John Hopkins School of Public Health, Food Processing, http://www.jhsph.edu/research/centers-and-institutes/teaching-the-food-system/curriculum/_pdf/Food_Processing-Background.pdf (1/28/2016)
- ¹² John Hopkins School of Public Health, Food Distribution and Transport, http://www.jhsph.edu/research/centers-and-institutes/teaching-the-food-system/curriculum/_pdf/Distribution_and_Transport-Background.pdf (1/28/2016)
- ¹³ Marks, Robin, National Resource Defense Council, 2001, Cesspools of Shame, <https://www.nrdc.org/water/pollution/cesspools/cesspools.pdf> (1/28/2016)
- ¹⁴ Washington State Department of Ecology, Concentrated Animal Feeding Operation Permit, <http://www.ecy.wa.gov/programs/WQ/permits/cafo/index.html> (1/28/2016)



Natural Resources

All food systems ultimately depend on natural resources such as soil and water. Can Spokane's regional natural resources feed our population into the future?

15 Climate

Spokane Regional Climate

The Spokane region has a rare climate due to its elevation and location between the Cascade and Rocky Mountain ranges. The Cascades create a barrier from the moist, mild air of the Pacific Ocean in the winter and cool air in the summer. This results in considerably lower precipitation than the Seattle region. The Rocky Mountains shield the Spokane region from some of the winter's coldest air masses traveling southward across Canada.¹

Spokane has a Mediterranean-type climate of dry summers and wet winters, with short spring and fall seasons. July and December averages are 69.5°F and 27.5°F, respectively. Spokane has an average of 16.5 inches annual precipitation, most coming as snow in the winter. These averages are likely to change as the climate warms.²

Climate Change in the Spokane Region^{3,4}

In recent years, scientists have refined their ability to provide projections of the effects of climate change at a local level. For the Spokane region, these include:

- Increased average annual temperature of 1-3°F by the 2020s
- Increased precipitation ranging from 1-12% in the 2020s, particularly in the winter
- Reductions in snowpack, especially at low and mid elevations (winter precipitation will be rain)
- Peaking of streams and rivers in winter, lower flows in late summer
- In-migration of people from coastal and dryer areas, causing an increase in energy and resource demand

A reliable water supply is critical for agriculture and hydroelectric energy production. Currently, much of our region's water is stored in winter mountain snowpack. The snowpack gradually melts, replenishing the streams and rivers in the late summer and fall, a time of little rainfall. The predicted climate warming will change this dynamic,

resulting in excessive water flows in the winter and minimal flows in the late summer and fall.

Agriculture

Overall, there will be reduced summer precipitation. The average total water supply available to agriculture in some Eastern Washington irrigated areas will likely decline significantly as a result of climate change, resulting in more frequent and more stringent rationing and decreases in crop production. For dry land agriculture, it is likely that there will be longer growing seasons, reduced summer precipitation and increasingly competitive weeds. Some crops may benefit from the increased frost-free days and others will suffer increased pest damage. More land will likely remain fallow which will cut the number of acres of production.

Energy Supply and Demand

There will be changes in the seasonality and quantity of hydropower resources, changes in energy demand and increasing conflicts between hydropower and other users of water. Spokane and Columbia River dams will likely have more demand and less supply of hydropower.

In the Spokane metro area, degree-days requiring heating will decline by about 15% in the 2040s compared to the historic condition, but degree-days requiring cooling will increase by 88%. Warmer winters will mean less heating needs for buildings and less snow removal. Higher summer temperatures could mean increased irrigation needs for residents and therefore even more demands on the aquifer and water delivery systems. In addition, more intense heat waves and air pollution will have impacts on human health.

*A **degree day** is a unit used to determine the heating requirements of buildings, representing a fall of one degree below a specified average outdoor temperature (usually 65°F) for one day.*

Water Resources

There will be more precipitation falling as rain rather than snow. Rain quickly runs off the land, especially over impermeable or paved areas, which could increase stormwater and wastewater treatment costs. Winter and spring rainstorm events could cause localized flooding and increased erosion of soils.

Wild Foods

The effects of climate change on wild foods in this area are unknown. Anecdotal observations include split seasons for some of the spring roots and change of taste for some of the edible spring flowering plants that bloom out of normal timing.

Population

It is predicted that population will increase in the Spokane region, due to our plentiful water supply and relatively benign climate. This will increase the demand on water and energy resources.



¹<http://www.weather.com/weather/monthly//USWA0422> (2/22/2016)

²"Climate of Washington" *Climates of the States, Climatography of the United States No. 60. National Weather Service.* http://cdo.ncdc.noaa.gov/climate_normals/clim60/states/Clim_WA_01.pdf (12/7/2015)

³<http://www3.epa.gov/climatechange/impacts/northwest.html> (2/22/2016)

⁴Stum, Blaine. 2014. Climate Change and Spokane: 2014, City of Spokane.

16 Air Quality in the Spokane Region

Agricultural and food processing practices can impact air quality in a number of ways. Factory farms emit foul odors, air particles, greenhouse gasses and other toxic chemicals. Burning fields can send fine particulate matter into the air. Food processing practices can produce odors. Fortunately, these practices are tightly regulated in our region and we normally maintain good air quality.

The Washington State Department of Ecology is charged with developing regulations related to agricultural practices affecting air quality (e.g. burning and wind erosion) statewide. However, since the 1967 Clean Air Washington Act (RCW 70.94), the air quality in our region has been regulated by the Spokane



Regional Clean Air Agency. This agency is tasked with overseeing the air quality throughout Spokane County and is thereby responsible for enforcing federal, state and local air pollution laws and regulations related to outdoor air pollution countywide. Regional offices of the Department of Ecology oversee the air quality in all other counties in the region. Tribes protect air quality on reservations with technical assistance from the federal Environmental Protection Agency.¹

Regulated Agricultural and Food Businesses²

Any commercial or industrial facility that operates within Spokane County and emits air pollutants is subject to annual registration, permitting and inspection requirements. These include the following food related businesses:

- Grain handling facilities that produce more than 10 million bushels annually
- Agricultural chemical, manufacturing, mixing and packaging operations (e.g. fertilizer concentrates, pesticides, etc)
- Agricultural drying and dehydrating operations
- Sterilizing operations
- Cattle feedlots with more than 1000 cattle
- Composting operations
- Hay cubing operations and pelletizers
- Grain, seed, feed and flour mills and related operations
- Rendering operations
- Wholesale meat/fish/poultry slaughter and packing plants
- Coffee roasting operations
- Bakeries

Agricultural burning is also regulated at the state level. Burning is only allowed by commercial agricultural operations; permits and fees normally are required prior to any burning. Very few agricultural burning permits are issued in Spokane County, so the impact to the air is very minimal.³

In the past, grass burning and agricultural practices were responsible for poor air quality at certain times of the year. Advances in farming practices such as no-till farming and cessation of grass burning have significantly improved air quality in our region. However, as the region experienced in the summer of 2015, forest fires can negatively impact our air quality. The likelihood of increased forest fires in the future is high as our climate warms.

Prescribed burning is a management tool that the Forest Service has been using for decades to prevent wildfires. Prescribed burning not only helps reduce hazardous fuels that lead to extreme fires, they can minimize the spread of pest insects and disease, provide forage for game, improve habitat for threatened and endangered species, recycle nutrients back to the soil, and promote the growth of wildflowers and other wild edible plants. Indigenous peoples traditionally used fire as a food

management tool in the forest and on the prairie. Varying levels of traditional knowledge that informed those practices remain with the indigenous peoples. As mentioned previously, tribes are responsible for the air quality on reservations and the Spokane Indian Reservation has some of the highest air quality in the Nation.⁴



¹Spokane Regional Clean Air Agency, <https://www.spokanecleanair.org/> (6/22/2015)

²Spokane Regional Clean Air Agency, Regulations & Fees, <https://www.spokanecleanair.org/about-us/regulations-fees>, (6/22/2015)

³Lisa Woodard, Public Information Officer, Spokane Regional Clean Air Agency, pers. comm., (6/22/2015)

⁴Melodi Wynne, pers. Comm.. 3/16/2016

17 Water

Spokane Watershed

A watershed is an area or region drained by a river, river system or other body of water. Locally, the Spokane River watershed includes the land from the peak of the Bitterroot Mountains (border between Montana and Idaho) west to the Davenport area where the Spokane River flows into the Columbia. It includes the Coeur d'Alene River and Lake Coeur D'Alene, as well as the land that drains all the tributaries (such as the Little Spokane River and Latah Creek) that flow into the Spokane River. Each tributary, in turn, has its own watershed (See Fig. 1).



Figure 1: The Spokane River Watershed Shown in Yellow

The Spokane Valley-Rathdrum Prairie Aquifer (SVRP Aquifer)

The SVRP Aquifer¹ is a large underground gravel, cobble and boulder formation containing about 10 trillion gallons of high-quality water. Water flows into the Aquifer from adjacent lakes, mountain streams, the Spokane River and precipitation. It flows from Lake Pend Oreille to downtown Spokane, then north around Five Mile Prairie (See Fig. 2).

The SVRP Aquifer has one of the fastest flow rates in the United States, flowing as much as 60 feet per day in some areas. It is one of the most productive aquifers in

the country. Close to 1 billion gallons of water flow in and out of the SVRP Aquifer each day. Currently, human use of the SVRP Aquifer does not exceed its recharge rate.

The SVRP Aquifer spans two states (Washington and Idaho) and lies within four counties (Kootenai, Bonner, Stevens and Spokane). It is the sole drinking water source for over 500,000 people. In places it mixes with the Spokane River and in many locations lies under very thin topsoil, making it highly susceptible to pollution. The Environmental Protection Agency designated it as a Sole Source Aquifer in 1978, which allows for increased public education for aquifer protection and develops management practices to help protect the quality of the water.

Agricultural practices impact the SVRP Aquifer. Farmers and gardeners pump water to irrigate their fields and crops. Fertilizer, herbicide and manure runoff pollutes the water. Growers must be educated on best practices to protect this irreplaceable resource.

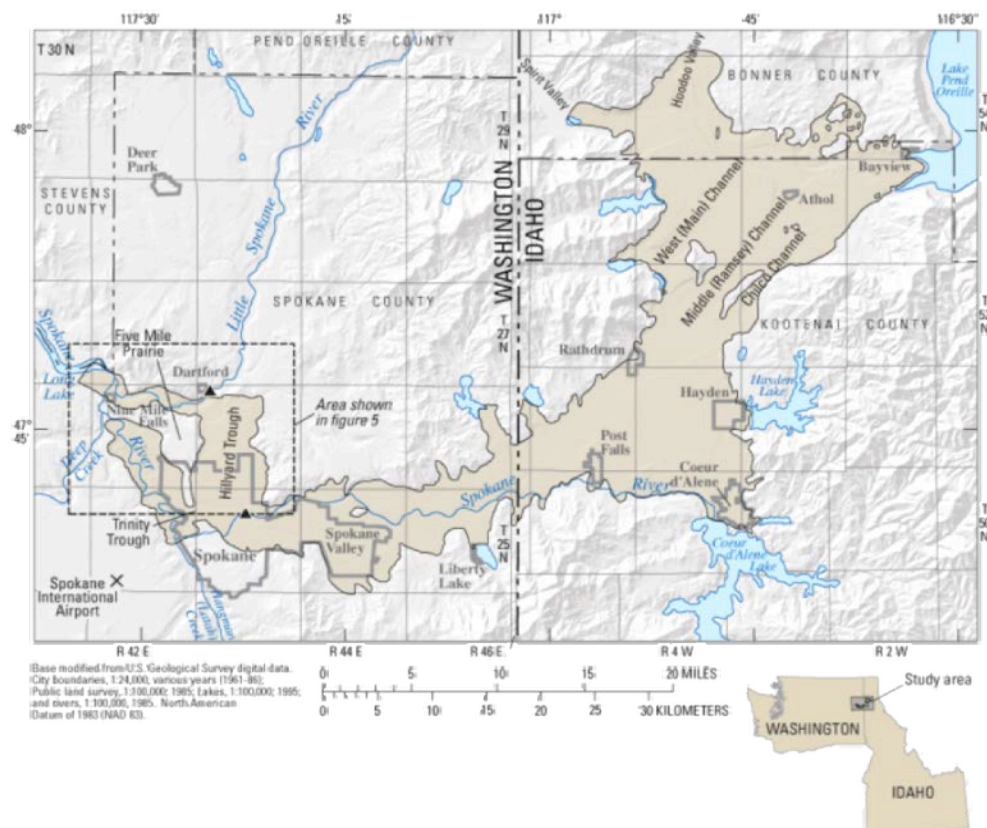


Figure 2: The Spokane Valley-Rathdrum Prairie Aquifer

The Spokane Aquifer Joint Board (SAJB)²

The SAJB is comprised of 20 water purveyors (see Table 1) throughout the Spokane area that provide safe, clean drinking water to homes, offices and industries. Collectively they operate 122 wells, supplying drinking water and irrigation to more than 500,000 people in the Spokane area. Each water purveyor sets its own water rates.

In 2000, The SAJB developed a comprehensive wellhead protection plan, with an update in 2007. This plan created wellhead protection areas and defined areas for contaminant source inventory and risk assessment. Their public education includes the Aquifer Atlas, which gives extensive information about the Aquifer.¹

Ground and Surface Water

While the Spokane metropolitan region is blessed with the abundant water resource of the SVRP Aquifer, other parts of the region are not so fortunate. Water tables are dropping, causing wells to go dry. As the climate warms and the region has less snowpack, farmers will face increasing water shortages.

All water in the State of Washington is public water. The State Department of Ecology regulates water usage within the state and grants rights to usage through “water rights.” A water right is a legal authorization to use a predefined quantity of public water for a designated purpose. This purpose must qualify as a “beneficial use”. Beneficial use involves the application of a reasonable quantity of water to a non-wasteful use, such as irrigation, domestic water supply or power generation.

Any use of surface water (lakes, ponds, rivers, streams, or springs) requires a water-right permit or certificate. Likewise, withdrawals of underground (ground) water require a water right permit or certificate, unless the use is specifically exempt from state permitting requirements. While “exempt” groundwater uses are excused from needing a state permit, they still are considered to be water rights.

The State of Washington is divided into 62 Water Resource Inventory Areas (WRIA) that delineate major watersheds. The Department of Ecology Water

Table 1: Irrigation District Water District
Carnhope Irrigation District No. 7
City of Millwood
City of Spokane Water Department
Consolidated Irrigation District No. 19
East Spokane Water District No. 1
Honeywell Electronic Materials
Hutchinson Irrigation District #16
Irvin Water District #6
Liberty Lake Sewer and Water District 1
Moab Irrigation District #20
Model Irrigation District #18
Modern Electric and Water Co
North Spokane Irrigation District #8
Orchard Avenue Irrigation District
Pasadena Park Irrigation District #17
Spokane Business & Industrial Park
Spokane County Water District #3
Trentwood Irrigation District #3
Vera Water & Power
Whitworth Water District #2

Resources Program has a report of each WRIA available on-line.³ It paints a dismal picture for Eastern Washington's water resources. Groundwater tables are dropping and surface water, such as lakes and streams, are already appropriated. There are no new water rights available in Eastern Washington.⁴ One can sell old water rights, and they go to the highest bidder, usually a city.

Spokane County created a water demand forecast model of Spokane County water resources in 2011.⁵ The study assumes that agricultural usage will remain constant up to 2040 since there are no new water rights available. The study estimates that there are 10 billion gallons/yr available for agriculture in the County. This includes livestock and irrigated acres. (A billion gallons/yr equals 4.25 cubic feet/second, which equals 3,070 acre-feet).

The impact of decreasing water supplies on area farmers cannot be overemphasized. We are running out of water for irrigation. The Inland Northwest region has 187,000 acres of irrigated farmland. Spokane County had 48,661 acres of irrigated farmland in 2012, down from 61,829 acres in 2007.⁶ New farmers are having difficulty finding farmland with water rights, wells are going dry and water is becoming more expensive.

While wild native plant species have traditionally thrived with normal rain and ground water levels, the changes in water supply addressed above is creating stress for these crops. These wild species typically use less water than agricultural crops, which should be a key consideration when developing solutions to our local water crisis. Limited water intensive solutions may include spring restoration and gray water distribution.

¹The Spokane Valley Rathdrum Prairie Aquifer Atlas, 2009 update

²The Spokane Aquifer Joint Board, <http://www.spokaneaquifer.org/>, (12/12/2015)

³Washington State Department of Ecology: Water Resources, <http://www.ecy.wa.gov/programs/wr/rights/water-right-home.html> (1/13/2016)

⁴Guy Gregory, Department of Ecology Technical services Supervisor, pers. comm., 7/28/2015

⁵Spokane County Water Demand Forecast Model, Spokane County Water Resources, January 2013, http://www.spokanecounty.org/data/utilitieswqmp/Water_Demand_Model_& Forecast_2013_Update.pdf

⁶USDA Census of Agriculture <http://www.agcensus.usda.gov/Publications/2012> (12/12/2015)

18 Soils in the Spokane Region

Soil is a mixture of minerals, organic matter, organisms, gases and liquids that form the “skin” of the Earth. It is a complex structure and is the end product of the parent rock material, topography and climate in any particular region. Soils vary, depending on the type of minerals present in parent rock, the amount of organic matter present, and the amount of weathering they have experienced.

Spokane regional soils have been formed by multiple ice age flood events, mountain uplift and volcanic activity. Spokane soils can be divided into two major regions separated by the Spokane River, which flows east to west on its path to join the Columbia River.

In the southern part of Spokane County are the fertile, rolling, loess hills of the Palouse. Palouse soils are world renowned for agricultural productivity; they are deep and dark from the color of organic matter. More than 40% of this area is cropland, which is mostly dry-farmed. Crops grown include wheat, barley peas, canola and lentils.

To the north and east, are granitic mountains and foothills capped with Mt. Mazama volcanic ash (from Crater Lake, OR). This area has many farms and ranches. Most acreage is in hay, grain and pasture. The soils support highly productive coniferous forests and the USDA manages large tracts as national forest in this area.



To the west are the Channeled Scablands, formed during the Ice Age when multiple flood events from glacial Lake Missoula scoured soil from the region. Some cattle grazing may occur in this area, but there is very little soil or moisture.¹

Table 1: Agriculturally-relevant Soils in Eastern Washington²

Major Land Resource Areas	Locations	Soil Type	Land Use
Palouse & Nez Peirce Prairies	Airway Heights, Davenport, Edwall, Pullman, Colfax, Rockford	Mollisols (deep, dark, fertile) Loess	Cropland-43% Grassland -42% Forest -3% Urban -2% Other -10%
Northern Rocky Mountain Valleys	Spokane Valley, Peone Prairie, Green Bluff, Elk, Deer Park, Newport, Usk, Cusick	Mollisols Entisols (deep, loamy or clayey)	Cropland - 17% Grassland - 53% Forest - 17% Urban - 6% Other 7%
Northern Rocky Mountains	Mica Peak, lake Cœur d'Alene, Newman Lake, Mt Spokane, Loon Lake, Colville, Springdale, Ford, Wellpinit	Andisol (volcanic ash) Inceptisols (mildly weathered) Alfisols (weathered)	Cropland 3% Grassland 13% Forest 80% Urban 1% Other 3% (½ area is U.S. forest service land)

Major Soil Resource Concerns

Measures of soil health include its pH, soil structure, permeability, nutrient and chemical levels and the types of organisms living in it (i.e. microbes, springtails and nematodes).

Palouse Soil Erosion

While this region has been blessed with fertile, deep soils, a century of heavy usage has taken its toll. Agricultural tillage has caused heavy wind and water erosion, resulting in sedimentation of streams and road ditches. Tillage also destroys soil

“The vast loess deposits of the Pacific Northwest are often considered an inexhaustible supply of productive soil. This assumption is incorrect.”³

structure and causes a decrease in organic matter and soil tilth. It also causes “tillage translocation”, causing soil to move downhill. Agricultural practices also affect water quality and quantity by increasing run-off.

Since the area was plowed from virgin prairie or timber less than 120 years ago, much of the cropland has been degraded by wind, water or tillage erosion. The USDA reported in 1978 that erosion in the Palouse River Basin in Eastern Washington and Northern Idaho had removed all of the original topsoil from 10% of the cropland, and on 25-75% of the topsoil from another 60% of the cropland.¹ Cover cropping practices are becoming a growing trend in the

Midwest and around the country to prevent topsoil erosion, rebuild the quality of depleted soil, and increase the value of land.³ Revegetation of native perennial species is another proven method to prevent erosion and rejuvenate the soil base.

Stratified Soil Acidification

Stratified soil acidification is caused by ammonia-based fertilizers and is a problem with no-till conservation tillage. This is disheartening because no-till is effective at reducing erosion. Many aspects of soil composition change in the process of acidification: some minerals dissolve, other minerals form, secondary

byproducts are created and phosphorous nutrition is impacted. Farmers must treat soil with lime to counteract the negative effects of acidification and that is difficult to do without tilling. Stratified soil acidification is forcing farmers to return to conventional tillage, which increases the risk of losing soil productivity to water and wind erosion.⁴



Northern Rocky Mountain Valleys and Northern Rocky Mountains

Wind and water erosion are issues on cultivated land in these areas also. Other issues include decrease of organic matter and soil productivity as well as soil moisture. Use of compost and biochar could reduce these issues and help create healthier soils.

¹USDA NRCS Washington, Conservation Footprints, http://www.nrcs.usda.gov/wps/portal/nrcs/detail/wa/people/employees/?cid=nrcs144p2_036549 (1/13/2016)

²United States Department of Agriculture, Natural Resources Conservation Service. 2006. Land Resource Regions and Major Land Resource Areas of the United States, the Caribbean, and the Pacific Basin. U.S. Department of Agriculture Handbook 296

³Cover Crops, a Farming Revolution With Deep Roots in the Past, New York Times Feb. 6 2016.

⁴D. K. McCool, et al, 2001, Factors Affecting Agricultural Sustainability in the Pacific Northwest, USA; An Overview, <http://tucson.ars.ag.gov/isco/isco10/SustainingTheGlobalFarm/P222-McCool.pdf>

19 Working Lands in Spokane County

Definition of Working Lands

“**W**orking land” is a term often used by public conservation agencies and land trusts to refer to lands, such as farms, rangelands, and forests, that yield food and timber, support local economies, safeguard clean water, and provide critical habitat for native animal and plant species. The protection and conservation of working lands helps foster a healthy, vibrant food system.

History of Working Lands in Spokane County

Prior to European settlement of this region, three bands of Spokane Indians—Upper, Middle and Lower - called the Spokane River watershed home. The Coeur d’Alene tribe also lived along the river near the present day border with Idaho. They ate a variety of roots, seeds, nuts and fruits, meat and birds, as well as salmon and trout caught from the Spokane River. All the food they needed was provided locally by the rangeland, forests and waterways.

Early homesteaders were drawn to the bountiful, fertile agricultural land of the Palouse Hills and began growing wheat in the 1890s. Wheat remains a major crop of the region and Whitman County is today the #1 wheat-producing county in the U.S. Farming communities developed throughout the region and Spokane became a center of processing and distribution of



agricultural commodities. In the 1950s, for example, more people were employed in the meat industry than in any other industry in Spokane.¹

Loss of Working Lands

The business of agriculture has contributed to Spokane's growth and remains a factor in the local economy. But Spokane's growth, in turn, has consumed agricultural land. In 1950, 72% percent of Spokane County's land was in agriculture (see Table 1). In the most recent 2012 Ag Census, that figure has decreased to 47%. Much of Spokane's suburban sprawl has spread to the north and east. On the Five Mile Prairie, just north of Spokane's city limits, new homes are rapidly filling in what was an area of small family farms as recently as a decade ago. To the east, the City of Spokane Valley exists in an area that used to be a vibrant truck farming region. The loss of farmland may not be as dire as it looks, since farmers have become more efficient in the growing of crops.

Table 1: Historical Overview of Spokane County Farmland²

Census Year	Total Farms in County	Total Acres in Farms	Ave Size of Farms (in acres)	Acres Irrigated	Farms Irrigated	% Acres in Farmland
1950	3594	825,785	226	37,791	632	72%
1997	1643	589,843	359	10,711	266	52%
2012	2501	537,000	215	10,286	494	47%

Acres in Spokane County: 1,139,840 = 1781 mi²

Forest lands in the region are also being swallowed by development. For example, data from the Timber Resource Statistics for Forest Land shows timberland (excluding national forest land) in eastern Washington declined at an average rate of 0.35 percent per year from 1980 to 2001 (from approximately 4.3 million acres to 3.8 million acres).³ This decline is mostly the result of increased urban development, right-of-ways, and agriculture. The loss of forest lands has adversely impacted forest habitat, wetlands, streams, and native animal and plant species. The timber industry has also suffered a decline in the region.⁴

In addition, the conversion of land in the region to agricultural use and urban development has taken a huge toll on the way of life and well-being of the local tribes. The tribes have become dispossessed, displaced and removed from the foods that their homelands provide. The disconnection and lack of access to their traditional food sources is blamed for health problems previously unknown in their populations.

Definition of Farmland

“Farm and agricultural land” in Washington State is defined by State Law (RCW 84.34.020) as any parcel of land that is 20 or more acres or multiple parcels of land that are contiguous and total 20 or more acres. The property must be devoted primarily to the production of livestock or agricultural commodities for commercial purposes.

Farmed properties smaller than 20 acres can also be considered “farm and agricultural land” if they meet certain income criteria. These parcels are required to produce income in the form of “cash;” that is, a monetary profit from cash income, not from barter or trade.

Protection of Working Lands

Washington State Regulations

Due to a trend of sprawling growth consuming natural resource lands, the State of Washington has developed several avenues to ensure preservation of our natural resources, including prime agricultural, forest and mineral lands. Following are the current regulations protecting these valuable resources.

- **Growth Management Act** (RCW 36.70 a) – Requires all counties to designate important agricultural land and adopt regulations to ensure that land uses adjacent to farms and ranches do not interfere with agricultural operations. This law requires a land-use plan designating urban growth areas and critical areas/natural resources to guide growth.
- **Open Space Tax Act** (RCW 84.34) - Allows property owners to have their open space, including farm and agricultural and timberlands valued at their current use rather than at their highest and best use. The act states that it is in the best interest of the state to maintain, preserve and conserve adequate open space lands for the production of food, fiber, and forest crops and to assure the use and enjoyment of natural resources and scenic beauty for the economic and social well-being of the state and its citizens.

“The legislature finds that uncoordinated and unplanned growth, together with a lack of common goals expressing the public’s interest in the conservation and wise use of our lands, pose a threat to the environment, sustainable economic development, and the health, safety, and high quality of life enjoyed by residents of the state.”
RCW 36.70A.010

- **Right to Farm Act** (RCW 7.48.300) - Provides protection from nuisance lawsuits for agricultural activities, such as odors and noise from farm animals.

Other policies include agricultural zoning, conservation easements, purchase and transfer of development rights. Still in effect is a 1980 Executive Order from Governor Dixy Lee Ray directing all state agencies to evaluate and consider the impacts of agriculture on their land policy decisions and, in addition, “give due regard to local government planning, zoning, or other local government agricultural land protection programs.”

Local Regulations

In 2011, the Spokane Regional Health District published *The Spokane County Food Assessment Land Use Chapter for Planners*⁵ which offers a succinct summary of Spokane County, City of Spokane and City of Spokane Valley zoning and comprehensive plan data regarding agriculture within the County. It states “Additions of the food system to each section of the comprehensive plan can be thought of as filtering the food system through each section of a comprehensive plan. When this is done, each section is analyzed for its relationship to the food system. Filtering the food system through each section of the comprehensive plan allows for a thorough understanding to be made about how each section can be used to improve upon the various elements of the food system.”

Zoned and Preserved Farmland in Spokane County⁶

Agricultural land in Spokane County is zoned by residential density. Large Tract Agricultural land (LTA) allows 1 unit per 40 acres, while Small Tract Agricultural (STA) zones allow 1 unit every 10 acres. There are 298,161 acres in LTA and 53,620 acres in STA. The City of Spokane has 153 acres zoned as residential agriculture in the Latah/Hangman Neighborhood and the City of Spokane Valley has no land zoned for agricultural use. Zoned land is not protected and can be rezoned for different uses.

Conservation easements protect 54,667 acres in Spokane County. Riverside and Mount Spokane State Parks, as well as the Turnbull National Wildlife Refuge are local public lands in this classification. There is no data to distinguish protected farmland. Inland Northwest Land Conservancy holds 15 easements on 690 acres of farmland in Spokane County, maintaining these lands as agricultural permanently.

Agencies and Private Organizations Protecting Working Lands

There are a variety of governmental agencies as well as private organizations dedicated to the preservation of farmland. Below are some state and local groups. See Washington's Food System Report⁷ for a comprehensive list of resources in the State of Washington.

Federal, State, and Local Partners

- The federal Farm Bill has enabled funds for the purchase of conservation easements and protection against development of productive farmland. The Bill also provides commodity support payments to certain commodity growers, and provides funding for a Specialty Crop Block Grant Program that focuses on the enhancement of specialty crop growers.
- The federal government also impacts farms and farmland through the work of many USDA agencies, such as the agricultural credit programs, Natural Resources Conservation Services, and the Farm Service Agency, among others. The Environmental Protection Agency has a regulatory impact on farms.
- Non-profit organizations play a significant role in organizing and advocacy around farmland preservation issues. There are several groups committed to improving agriculture in Washington including the American Farmland Trust, the Washington State Farm Bureau, the Washington State Grange, the Washington State Dairy Federation, the Washington State Cattlemen's Association, and others. These groups supported the creation of the Office of Farmland Preservation and continue to be instrumental in advocating the importance of preserving farms in Washington.
- The Nature Conservancy program Farming for Wildlife encourages farmers to alternate a wetland environment with crop rotation, demonstrating an innovative form of farmland preservation in environmentally sensitive areas.
- Futurewise, a statewide non-profit, works to increase protections for working farms and farmland, particularly during major updates to local Comprehensive Plans, development regulations, and Critical Area Ordinances.
- Inland Northwest Land Conservancy (INLC) is a regional organization working with willing private landowners who wish to conserve their own land. INLC works with landowners, other conservation groups, and government

agencies to conserve the special places that nourish wildlife and preserve the clean air, clean waters, and scenic beauty of our region.

Washington State Agencies

- Washington State Department of Agriculture (WSDA) is primarily responsible for regulating the activities of agricultural producers (along with other state agencies that have some jurisdiction over agricultural activities). The WSDA also supports education, marketing and promotion programs for farmers. Due to recent budget cuts, programs supporting these efforts have been reduced, or in some cases, eliminated. In 2011, the WSDA Small Farm, Direct Marketing, and Domestic Marketing programs were not funded, resulting in a loss of service to this farm demographic.
- Washington State Conservation Commission's mission is to lead the citizens of the state in the wise stewardship, conservation, and protection of soil, water, and related natural resources. The commission houses the Office of Farmland Preservation (OFP) and the state's Agricultural Conservation Easement Account.
- Spokane County Conservation District is one of several statewide conservation districts. It works with landowners on a voluntary basis, providing incentive-based conservation assistance on private lands. They offer stewardship information, classes and technical assistance to property owners. Programs include shoreline stewardship, forestry, small acreage conservation agriculture, water resources, and soil information. The Spokane office is funded in large part by a local assessment.
- The Washington Wildlife and Recreation Program includes the Farmland Preservation Program that funds purchase of development rights on farmlands in Washington and ensures the lands remain available for agricultural practices.
- Washington State University is a research land-grant university that operates four research and extension centers, and has extension offices in all 39 counties.

Potential Initiatives to Grow and Protect Working Lands in Spokane County

Spokane County's farmland has decreased by 288,785 acres (see Table 1 on pg. 98) since 1950. Urban growth, abandonment of marginal agricultural acreage, and more

efficient farming practices have all contributed to this loss. But State of Washington laws and oversight as well as initiatives by local agencies and organizations are working to ensure that there will be adequate land to grow the region's food. Some examples include:

- Innovative Residential Development allows the designer flexibility in residential types, place and density to make more efficient use of land, energy and resources. It may include clustered housing and increased density, lot averaging, zero-lot lines, condominium ownership, transfer or purchase of development rights, and mixed residential types.
- Some Washington counties (Thurston, Whatcom) have developed Transfer of Development Rights Programs that allow property owners to sell their development rights without selling their property for development. These programs preserve existing agricultural lands.
- Conservation Easements – These are permanent legal agreements between a landowner and a qualified conservation organization. This legal agreement permanently limits development to preserve specific conservation values and traditional uses. When a landowner places a conservation easement on his or her property, the property remains in private ownership.

¹<http://www.historylink.org/> (12/15/2016)

²USDA Census of Agriculture, <http://www.agcensus.usda.gov/Publications/> (10/15/2015)

³Department Natural Resources, Forest Land Conversion in Washington State–
http://file.dnr.wa.gov/publications/em_fwflanduse.pdf, 3/31/2016

⁴Department Natural Resources, Washington's Forests, Timber Supply, and Forest-Related Industries– http://file.dnr.wa.gov/publications/em_fwfeconomiclow1.pdf

⁵Spokane Regional Health District, 2011, The Spokane County Food Assessment Land Use Chapter for Planners, http://www.srhd.org/documents/PA_N/FoodandHealth2011-LandUse.pdf (1/13/2016)

⁶Spokane County Zoning Code,
<http://www.spokanecounty.org/data/buildingandplanning/lrp/documents/2009ZoneCode.pdf>
(1/13/2016)

⁷Report on Washington's Food System Response to Executive Order 10-02 January 2012, http://depts.washington.edu/uwcphn/work/php/Washington's_Food_System_Report_01_17_12.pdf

20 Pollinators

One of every three bites of food comes from plants pollinated by honeybees and other pollinators. Bees pollinate crop species that provide 90% of the world's food. Other pollinators include various species of solitary bees, various flies, wasps, birds and bats.¹

Table 1: Crops Pollinated by Honey Bees

Apples	Onions	Avocadoes	Cherries	Celery
Carrots	Mangos	Lemons	Limes	Honeydews
Cantaloupe	Zucchini	Summer Squash	Eggplant	Cucumber
Green Onions	Cauliflowers	Leeks	Bok Choy	Broccoli
Kale	Mustard Greens	Almonds	Cashews	Brazil Nuts
Coffee	Watermelons	Strawberries	Walnuts	Beans
Apricots	Peaches	Pears	Berries	Cotton
Tomato	Grapes	Alfalfa	Sunflowers	Peanuts

Human activity has put heavy pressure on pollinators by both increasing their demand and removing their habitat. This is likely a result of the assumption that pollination is a free and abundantly available ecological service. Horticulture has rapidly expanded over the last decades, while the landscape has become more uniform due to intensive agriculture.



Honey bees (*Apis mellifera*) are a major pollinator of our food crops. They are currently in a state of rapid decline in many places around the world. Since 2005, colony collapse disorder (CCD) and other causes of honey bee mortality have resulted in an annual loss of about 30% of all honey bee colonies in the United States.

Many possible causes for CCD have been proposed. While there is likely no single cause, a large amount of speculation has surrounded a recently introduced family of pesticides called neonicotinoids as being a culprit. In 2014, the City of Spokane banned the purchase and use of products containing neonicotinoids based on increasing evidence of their harm to bees.²

Beekeeping in Washington State

In Washington State, all hives, whether for home or commercial use, must be registered with the Washington State Department of Agriculture Plant Protection Division each year.³

The U.S. Department of Agriculture considers beekeepers as farmers for certain federal programs, and most states' laws follow suit. But Washington tax law had previously listed them under the service category. Recognizing the importance of bees in agriculture, the State of Washington has recently designated beekeepers as farmers. This change in



classification allows beekeepers to gain the same tax exemptions as farmers.⁴

Federal farm programs provide financial incentives to plant pollinator habitat. Both the Natural Resource Conservation Service and the Farm Service Agency have programs that do this. Also there are some federal farm subsidies for honey producers.

In 1980, there were more than 40 large commercial pollinators in Washington. Now there are about 10. The number of part-time beekeepers who do pollinating also has dropped. The decrease in beekeepers in Washington is largely a result of the taxes Washington beekeepers had to pay, which made them less competitive than those from other states. Spokane County is sixth in the state in number of bee colonies.⁵

Table 2: Bee Colonies in 2012 and 2002⁵

	# Farms with Bees	# Colonies	# lb Honey	Honey Sales
WA State, 2012	1051	96,685	2,267,253	\$3,949,000
WA State, 2002	690	67,909	2,449,444	\$3,111,000
Spokane County, 2012	96	3437	100,630	\$199,000
Spokane County, 2002	58	4497	199,410	\$253,250

¹Pollination: Why are Bees Important?, <http://nativeplants.msu.edu/about/pollination> (1/13/2016)

²Spokane City Council aims to protect honeybees, Spokesman Review, June 17, 2014

³WSDA Handbook for Small and Direct Marketing Farms, 2014, <http://agr.wa.gov/marketing/smallfarm/> (1/12/2016)

⁴Beekeepers now designated as farmers under Washington law, The Spokesman Review, <http://www.spokesman.com/stories/2015/jul/30/beekeepers-now-designated-as-farmers-under/>, (July 30, 2015)

⁵USDA Census of Agriculture <http://www.agcensus.usda.gov/Publications/2012> (8/15/2015)

21 Moving Forward

Local governments have long been involved in food systems in one way or another, such as administering anti-hunger and nutrition education programs or regulating agricultural operations through zoning.¹ There is a movement to create a national food policy² to address, at a national level, a number of issues that have been discussed in this report. Many of the suggestions proposed nationally will work also locally. Following are some examples of policies that will move the region forward as we transform our food system to ensure healthy, culturally appropriate food for everyone, while preserving our natural resources and strengthening our economy.



Production

- Protect farmland from development; purchase farmland to use as resources for training future farmers and providing food for low income individuals.
- Assure water resources are available for growing food; encourage xeriscaping (using native plants that do not need to be watered), LID (Low impact design), Permaculture: Design models to preserve water.
- Review laws and policies that might impede establishment of community gardens and urban farms in residential and commercial areas.
- Publish a guide on how to navigate the policy, food safety, and regulatory landscape related to growing and selling food; streamline application and permit requirements for farmers.
- Encourage new development projects to include gardening in neighborhood plans.
- Property tax exemption for reclaimed lots designed for urban agriculture use.

Processing

- Support Community Commercial Kitchen public access/spaces for food processing/preserving.
- Encourage development of local processing and manufacturing facilities.
- Create a central kitchen and food processing model for Spokane public schools where local foods can easily be delivered and processed. (Use school kitchens while not in session)

Distribution

- Develop food hubs providing processing and distribution capacity dedicated to locally produced food.
- Catalog and promote existing incentives for healthy food production, processing and distribution companies to locate and expand in municipalities and county. Identify existing laws and policies that hinder development of these food businesses and recommend ways to reduce those barriers.
- Work with school districts, parent-teacher organizations, student organizations, and community groups to establish farmers' markets and community-supported agriculture drop-off locations on school grounds.

Marketing

- Develop a City-wide Healthy Eating Publicity Campaign; Promote culturally-relevant foods as part of a broader healthy eating campaign.
- Assign a city agency or retain a third-party public relations agency to ensure that your city's local food ventures are included and promoted through major social media platforms that guide consumer food choices.
- Enact institutional purchasing policies mandating that at least a portion of all food purchases are grown locally (i.e., same region, state, or a distance from point of services).
- Have WIC/ EBT staff share information about farmers markets: Give out dates, time, and place. Ensure EBT/WIC able to use at all farmers markets.
- Encourage farmers' market website (Days, hours of operations, map with directions, seasonal crop charts, and a contact for the market; weekly email bulletin put out by farmers' markets.
- Encourage local food sections in newspapers to have a "local, seasonal approach" to recipes, perhaps in conjunction with school "harvest of the month" programs.

- Develop a long-term strategic plan for farmers markets in Spokane, identify opportunities for infrastructure to support farmers' markets

Access

- Promote incentives for healthy food retail to locate and expand in food desert areas.
- Change zoning to allow neighborhood grocery stores in neighborhoods.
- Improve access to healthy food in government facilities, including parks, recreational facilities, childcare programs, and city office buildings.
- Develop a Green cart mobile vending cart program to sell fresh, unprocessed fruits and vegetables in neighborhoods that lack access to fresh produce.
- Develop policies that assure food is healthy and fairly distributed.

Resource/ Waste Recovery

- Prevent edible food from entering the waste stream; reduce food waste through education (take only what you will eat) and composting.
- Use urban waste as a resource for urban gardening.
- Form a working group to study the potential for park facilities and operations to support composting more broadly in the neighborhoods.
- Support food recovery operations such as Spokane Edible Tree Project and Feed Spokane.

Food Safety

- Encourage residents to grow responsibly for disease and pest prevention; offer training for safety procedures.
- Propose additional fees/permits for non-residential chemical use.
- Support GAP certification for small farmers.

General Recommendations

- Develop a comprehensive approach to local or regional food planning; promote local food as economic development.
- Leverage existing planning, arts, culture and environment, volunteer coordination, grant making, fundraising, horticulture, and arboriculture staff to support local food initiatives.
- Develop an urban growers website: a comprehensive source on urban agriculture that provides links to all existing resources and initiatives.

- Incubators provide food entrepreneurs with a “quick start” for their new food companies by offering fully permitted and built out commercial kitchens and food processing facilities that can be rented by the hour, day, or longer. Ideally, these incubators allow for distribution, foodservice preparation, and retail sales. And they provide professional services to assist in product development, marketing, and sales to institutions. Cities can support their creation through permitting appropriate locations to host many kinds of food operations. Incubators can exist as privately owned businesses that may receive support similar to other private food ventures or as nonprofit ventures supported through public and private funds as well as fees for service and rental use.
- Cities can work to make vacant and abandoned or tax delinquent land available for food production either directly through their taxing authority or through a land bank or conservancy. As abandoned and delinquent land becomes available, cities can rezone the land for many kinds of food ventures and solicit proposals to develop the land for food production or other food-related activities, and offer favorable purchase or long-term lease terms.
- Formalize food literacy and food production education for adults and children.
- Connect greenways, storm water management tools, and food production.
- Join State of Washington Food Policy Roundtable.

Conclusion- This list may be used as a starting point to understanding some options available for Spokane County. Once criteria and priorities are established, we can move forward to implement the “best” alternatives for Spokane.

¹Model Healthy Food System Resolution, ChangeLab Solutions, 2013

² Mark Bittman, et al, Re-Envisioning our Broken Food System, Union of Concerned Scientists, Catalyst, Winter 2016

PRINCIPLES OF A HEALTHY, SUSTAINABLE FOOD SYSTEM

In June 2010, the American Dietetic Association, American Nurses Association, American Planning Association, and American Public Health Association initiated a collaborative process to develop a set of shared food system principles. The following principles are a result of this process and have been collectively endorsed by these organizations.

We support socially, economically, and ecologically sustainable food systems that promote health – the current and future health of individuals, communities, and the natural environment.

A healthy, sustainable food system is:

HEALTH-PROMOTING

- Supports the physical and mental health of all farmers, workers and eaters
- Accounts for the public health impacts across the entire lifecycle of how food is produced, processed, packaged, labeled, distributed, marketed, consumed and disposed

SUSTAINABLE

- Conserves, protects, and regenerates natural resources, landscapes and biodiversity
- Meets our current food and nutrition needs without compromising the ability of the system to meet the needs of future generations

RESILIENT

- Thrives in the face of challenges, such as unpredictable climate, increased pest resistance, and declining, increasingly expensive water and energy supplies

DIVERSE IN

- Size and scale—includes a diverse range of food production, transformation, distribution, marketing, consumption, and disposal practices, occurring at diverse scales, from local and regional, to national and global
- Geography—considers geographic differences in natural resources, climate, customs, and heritage
- Culture—appreciates and supports a diversity of cultures, socio-demographics, and lifestyles
- Choice—provides a variety of health-promoting food choices for all

FAIR

- Supports fair and just communities and conditions for all farmers, workers and eaters
- Provides equitable physical access to affordable food that is health promoting and culturally appropriate

ECONOMICALLY BALANCED

- Provides economic opportunities that are balanced across geographic regions of the country and at different scales of activity, from local to global, for a diverse range of food system stakeholders
- Affords farmers and workers in all sectors of the system a living wage

TRANSPARENT

- Provides opportunities for farmers, workers and eaters to gain the knowledge necessary to understand how food is produced, transformed, distributed, marketed, consumed and disposed
- Empowers farmers, workers and eaters to actively participate in decision-making in all sectors of the system

A healthy, sustainable food system emphasizes, strengthens, and makes visible the interdependent and inseparable relationships between individual sectors (from production to waste disposal) and characteristics (health-promoting, sustainable, resilient, diverse, fair, economically balanced, and transparent) of the system.



*These principles should not be construed as endorsement by any organization of any specific policy or policies.
The collaborative process was led by a Food Systems and Public Health Conference Work Team funded by the W.K. Kellogg Foundation.*

Acknowledgements

This Food System Inventory was produced by:

Chris Beiker, Nathan Calene, Kitty Kitzke, Erin Hannum, Kyle Unland, Jason Clark, Melodi Wynne, Linda Moulder, editor.

The following individuals offered editing remarks and other valuable advice:

Elizabeth Abbey, Deborah Bisenius, Edward Brown, Lee Dominey, Mark Fuchs, Philip Small

Permission to include photographs was provided by:

Jody Nelson, Cover page, Catholic Charities, Spokane.

Graphs on Pgs 52 and 53 are from SRHD Spokane Counts 2015

The photo on Page 24 was offered courtesy of PNW Co-op Specialty Food

Bill Branson (Photographer) [Public domain or Public domain], via Wikimedia Commons

Dwight Burdette (Own work) [CC BY 3.0 (<http://creativecommons.org/licenses/by/3.0>)], via Wikimedia Commons Cattle_Feedlot_near_Rocky_Ford,_CO_IMG_5651.JPG:

Billy Hathorn derivative work: AlanAdler [CC BY-SA 3.0 (<http://creativecommons.org/licenses/by-sa/3.0>) or GFDL (<http://www.gnu.org/copyleft/fdl.html>)], via Wikimedia Commons Dorooo2 (Own work) [Public domain], via Wikimedia Commons compost bin

Image, pg 106, courtesy of the Chicago Metropolitan Agency for Planning, as published in Natural Awakenings magazine.

David Blaine, Brian Estes, Joel Williamson, LJ Klink, Linda Moulder, Chris Ostrander, Torie Foote, Pat Munts, Shepherd's Grain, Charlie's Produce, Main Market, Zag Dining at Gonzaga,

Thank you to everyone who provided interviews and information. Their names are cited throughout the Inventory.

This is a living document. As such we welcome comments, contributions and criticisms. Send your comments to LindaMoulderis@gmail.com



Agenda Sheet for City Council Meeting of:
11/20/2017

Date Rec'd	11/8/2017
Clerk's File #	ORD C35564
Renews #	

Submitting Dept	CITY COUNCIL	Cross Ref #	
Contact Name/Phone	BREEAN 6256269	Project #	
Contact E-Mail	AMCDANIEL@SPOKANECITY.ORG	Bid #	
Agenda Item Type	First Reading Ordinance	Requisition #	
Agenda Item Name	0320 FAIR CHANCE HIRING ORDINANCE		

Agenda Wording

An ordinance establishing fair chance hiring requirements; prohibiting employers from advertising restrictions on job applicants based on arrest or conviction records or inquiring into arrest or conviction records until after interview;

Summary (Background)

This ordinance would prohibit employers from using criminal conviction or arrest records to make employment decisions prior to an in-person or Skype interview and would prohibit employers from advertising a restriction on job applicants based on criminal conviction or arrest records unless the restriction was a bona fide condition of employment. This ordinance allows employers to use criminal arrest or conviction records after the interview.

<u>Fiscal Impact</u>	Grant related?	NO	<u>Budget Account</u>
	Public Works?	NO	

Select	\$	#
Select	\$	#
Select	\$	#
Select	\$	#

<u>Approvals</u>		<u>Council Notifications</u>	
<u>Dept Head</u>	MCDANIEL, ADAM	<u>Study Session</u>	
<u>Division Director</u>		<u>Other</u>	Public Safety
<u>Finance</u>	DOVAL, MATTHEW	<u>Distribution List</u>	
<u>Legal</u>	PICCOLO, MIKE	sstopher@spokanecity.org	
<u>For the Mayor</u>	DUNIVANT, TIMOTHY		

<u>Additional Approvals</u>		
<u>Purchasing</u>		



Continuation of Wording, Summary, Budget, and Distribution

Agenda Wording

Summary (Background)

Employers may also consider criminal records if the conviction is related to significant job duties or otherwise allowed by law. The ordinance formally adopts into the municipal code the City's existing administrative policy on fair chance hiring, also including exceptions for public safety, serving vulnerable populations and confidential positions. Violations of this ordinance if a Class 1 Civil Infraction and can result in a \$261 fine for each occurrence.

Fiscal Impact

Select \$

Select \$

Budget Account

#

#

Distribution List

ORDINANCE NO. C35564

An ordinance establishing fair chance hiring requirements; prohibiting employers from advertising restrictions on job applicants based on arrest or conviction records or inquiring into arrest or conviction records until after interview; providing for limited exceptions; establishing penalties; and enacting new chapters 09.02 and 09.03 of the Spokane Municipal Code.

WHEREAS, the use of arrest and conviction records can help ensure public safety, as long as that use is clearly defined and balances the need for equal opportunity and personal privacy; and

WHEREAS, criminal background checks are, however, often over-broadly and indiscriminately used to determine the risk of hiring an employee; and

WHEREAS, African Americans are 3.6% of Washington's population, but account for nearly 19% of the state's prison population; and

WHEREAS, Native Americans are 1.5% of the state population, but account for 4.3% of the state's prison population; and

WHEREAS, economists estimate that by denying fair employment opportunities to people with criminal records, our nation's gross domestic product lost \$57 to \$65 billion in 2008; and

WHEREAS, in August 2014, the Mayor publicly asked the Civil Service Commission and the Human Resources Department to remove the box on City employment applications that asks about criminal history and to adopt hiring policies that consider applicants first based on qualification, not criminal history, and that provide an individual assessment of whether a particular criminal record is sufficiently related to the job sought to justify disqualification from employment; and

WHEREAS, during the 2017 legislative session, Sen. Baumgartner sponsored a state-wide "ban the box" proposal, which passed the Senate, but which was not enacted into law; and

WHEREAS, the City of Spokane will continue to advocate for a state-wide Fair Chance Hiring policy; and

WHEREAS, in October, 2017, Spokane County placed its own "ban the box" policy into effect for applicants for County employment; and

WHEREAS, when qualified job seekers with criminal records are given the opportunity to work, they add to the tax base and local economy, and will therefore be less reliant on public benefits and social services; and

WHEREAS, the U.S. Equal Employment Opportunity Commission (“EEOC”), to maximize compliance with federal anti-discrimination law, issued a guidance document in 2012 which found that blanket bans on job applicants based on criminal backgrounds have a disparate impact based on race and national origin, therefore potentially violating Title VII of the Civil Rights Act of 1964, and recommended delaying inquiry of a job applicant’s conviction history until after the conclusion of a job interview, considering the job-relatedness of the conviction, taking into account length of time since conviction, and providing an individualized assessment affording the opportunity to correct any inaccuracies and to submit evidence of mitigation or rehabilitation; and

WHEREAS, the 2012 EEOC guidance currently applies to all employers within the City of Spokane with fifteen or more employees and the City desires to apply application of the EEOC guidance to all private employers within the City in order to level the playing field for all employers and job applicants; and

WHEREAS, “banning the box,” and providing the opportunity for employment to those with criminal backgrounds who have paid their debt to society and are seeking re-entry to the work force will reduce recidivism and reduce the overall reliance on public assistance, as well as reducing the crime rate in Spokane and increasing the overall productivity of our workforce; and

WHEREAS, implementing this fair chance hiring ordinance will advance the City’s strategic goal of “creat[ing] a compassionate community so that all people can feel safe, empowered, and welcome”; and

WHEREAS, one way the City can meet its goal of increasing the median household income is to help more people get back to work, and this is a goal shared by the fair chance hiring ordinance; and

WHEREAS, fair chance hiring practices also help reduce recidivism, which will assist in the accomplishment of the City’s goal of reducing property crime and making Spokane the safest Washington city of its size; and

WHEREAS, finally, giving people the chance to get back to work after they have paid their debt to society increases our social capital, because it increases the productive capability, social responsibility, cohesion and trust across our community.

NOW, THEREFORE, the City of Spokane does ordain:

Section 1. That there is enacted a new chapter 09.02 of the Spokane Municipal Code to read as follows:

Chapter 09.02 Fair Chance Hiring

Section 09.02.010 Findings

The City of Spokane finds that many qualified job applicants who have some kind of criminal record simply cannot obtain employment due to early screening or advertising which excludes them from the applicant pool. Many individuals who have criminal records could show themselves to be both highly-qualified and well-suited for employment in an interview, yet many do not even reach that stage due to screening criteria which make those with criminal records immediately disqualified for work. People with criminal records who cannot find work are forced to rely on public assistance and may be more likely than those who can secure work to re-offend.

Section 09.02.020 Purpose

- A. The City of Spokane intends to ensure that people who have completed a sentence for a past criminal conviction are not forever branded as unworthy or unable to participate in the life of the community, a central part of which is the ability to compete for employment in Spokane.
- B. The City intends to ensure that all employers have clear guidance on when they can inquire about criminal records of job applicants, in an effort to provide predictability, certainty, and fairness to both employers and job applicants.
- C. The City intends to assure employers that they may still conduct criminal background checks necessary for their specific employment purposes, and sets certain minimum and non-intrusive standards for doing so.
- D. Nothing contained in this chapter is intended to be nor shall be construed to create or form the basis for any liability on the part of the City, or its officers, employees or agents for any injury or damage resulting from or by reason of any act or omission in connection with the implementation or enforcement of this chapter on the part of the City by its officers, employees or agents.
- E. Nothing in this chapter shall constitute or be construed to create a private right of action under state law or form a basis for relief in the state courts. It is the intent of this chapter that all causes of action for violations of the chapter shall lie with the City of Spokane municipal court.
- F. Nothing in this chapter shall be deemed to deny any person the right to institute any action or to pursue any civil or criminal remedy for the violation of such person's civil rights.

Section 09.02.030 Definitions

- A. "Arrest or Conviction Record" means any record or information about a citation or arrest for criminal conduct, including records relating to probable cause to arrest, and includes any record about a criminal or juvenile case filed with any court,

whether or not such a case resulted in a finding of guilt, has been vacated, or overturned on appeal.

- B. "Employment" means any occupation, vocation, job, or work for pay, including temporary or seasonal work, contracted work, contingent work and work through the services of a temporary or other employment agency; or any form of vocational or educational training, whether offered with or without pay.
- C. "Employer" means any individual, partnership, association, corporation, business trust, contractor, temporary staffing agency, training and apprenticeship program, job placement, referral and employment agency, or any person or group of persons acting directly or indirectly and within the city limits of Spokane, in the interest of an employer in relation to an employee; provided, however, that the term "employer" does not include: (i) the City of Spokane (which is covered under chapter 09.03, SMC); (ii) the United States, any agency or instrumentality of the United States, or any corporation wholly owned by the government of the United States; (iii) the State of Washington; (iv) Spokane County; or (v) any federally-recognized Indian tribe.
- D. "Otherwise qualified" means that the applicant meets the basic criteria for the position as set out in the advertisement or job description without taking into account the existence or absence of a criminal conviction or arrest record.

Section 09.02.040 Applicability

- A. This chapter does not apply:
 - 1. to any employer hiring an employee who will have unsupervised access to children under the age of eighteen, a vulnerable adult as defined in RCW 74.34.020(21), or a vulnerable person as defined in RCW 9.96A.060;
 - 2. to employers who are expressly permitted or required under any federal or Washington state law to inquire into, consider, or rely on information about an applicant's arrest or conviction record for employment purposes;
 - 3. to any General Authority Washington law enforcement agency as defined in RCW 10.93.020(1); or
 - 4. where criminal background checks are specifically permitted or required under state or federal law.
- B. Nothing in this chapter shall be construed to protect criminal conduct or interpreted or applied as imposing an obligation on the part of an employer to provide accommodations or job modifications in order to facilitate the employment or continued employment of an applicant with an arrest or conviction record or who is facing pending criminal charges.
- C. Nothing in this chapter prohibits an employer from declining to hire an applicant with a criminal record or from terminating the employment of an employee with a criminal record.

Section 09.02.050 Prohibition

- A. No employer shall:
 - A. advertise applicable employment openings in a way that excludes people with arrest or conviction records from applying, such as using advertisements which state “no felons,” “no criminal background,” or which otherwise convey similar messages;
 - B. include any question in an application for applicable employment, inquire orally or in writing, receive information through a criminal history background check, or otherwise obtain information about an employee’s arrest or conviction record until after the employee has participated in an in-person or video interview or received a conditional offer of employment;
 - C. use, distribute, or disseminate an employee’s arrest or conviction record except as required by law;
 - D. disqualify an employee from applicable employment solely because of a prior arrest or conviction unless the conviction is related to significant duties of the job or disqualification is otherwise allowed by this chapter; or
 - E. reject or disqualify an applicant for failure to disclose a criminal record prior to initially determining the applicant is otherwise qualified for the position.
- B. Nothing in this chapter prohibits an employer from inquiring into or obtaining information about a job applicant’s criminal conviction or arrest record or background, and considering the information received regarding such record after the conclusion of a job interview, and using such information in a hiring decision.

Section 09.02.060 More Protective Employer Policies Unaffected

Nothing in this chapter shall be construed or interpreted to prohibit or discourage an employer from adopting employment policies that are more protective to job applicants than the requirements of this chapter.

Section 09.02.070 Penalty

Violation of this chapter is a class 1 civil infraction.

Section 09.02.080 Severability

If any court of law determines that any particular provision of this chapter is void or of no legal effect, the offending provision shall be deemed struck from this chapter and the remainder of the chapter shall continue unaffected.

Section 09.02.090 Effect on other laws

Nothing in this chapter shall be interpreted or applied to diminish or conflict with any requirements of state or federal law, including Title VII of the Civil Rights Act of 1964; the federal Fair Credit Reporting Act, 15 U.S.C. 1681, as amended; the Washington

State Fair Credit Reporting Act, chapter 19.182 RCW, as amended; the Washington State Criminal Records Privacy Act, chapter 10.97 RCW, as amended; and state laws regarding criminal background checks, including those relating to individuals with access to children or vulnerable persons, such as RCW 43.43.830, *et seq*, as amended. In the event of any conflict between this chapter and a requirement of state or federal law, the state or federal requirement shall supersede the requirements of this chapter.

Section 2. That there is enacted a new chapter 09.03 to the Spokane Municipal Code to read as follows:

Chapter 09.03 Fair Chance Hiring Practices of the City of Spokane
Section 09.03.010 Purpose and Intent

The City of Spokane intends to ensure that its hiring practices for City employment provide applicants who have criminal arrest or conviction records an equal opportunity to obtain employment with the City. This chapter is intended to implement guidance first published by the Equal Employment Opportunity Commission (“EEOC”) over two decades ago and last updated in 2012, to ensure that the City of Spokane fully complies with federal law.

Section 09.03.020 Statement of Policy

- A. No person may be disqualified from employment with the City due solely, or in part, to the existence of a prior criminal arrest or conviction, or prior felony conviction that occurred within the past ten (10) years, unless the crime for which the individual was convicted directly relates to the job position sought.
- B. The City of Spokane’s use of applicant criminal arrest and conviction information will be based solely on the relationship between the past felony conviction and the potential risk to the City and its employees, residents, customers, and contractors.
- C. The City of Spokane will at all times comply with any federal or state law or regulation pertaining to background checks.

Section 09.03.030 Applicability

- A. This chapter does not apply to hiring practices conducted concerning the following City departments and job positions:
 - 1. The Spokane Police Department;
 - 2. Job positions requiring a limited police commission;
 - 3. Sworn positions in the Spokane Fire Department;
 - 4. Employees in job positions who have physical access to Criminal Justice Information Systems (“CJIS”) equipment, terminals, screens, interfaces, circuits, programs, manuals, codes, and/or data contained within CJIS;
 - 5. Job positions governed by the Washington Child Protection Act;

6. Positions involving the practice of law governed by the Washington Supreme Court or positions subject to federal or state background requirements; or
 7. Elected judges.
- B. Offers of employment for the following job positions shall be made contingent upon the completion of a criminal background check as mandated by state and/or federal law, the extent of which is to be determined by applicable law:
1. Positions with access to CJIS;
 2. Positions at City Water and Hydroelectric with unsupervised access to electric generating facilities;
 3. Positions that require a special police commission;
 4. Positions in a licensed day-care facility; and
 5. Positions that will have unsupervised access to (i) children under the age of sixteen, (ii) developmentally disabled persons, or (iii) vulnerable adults in facilities or operations that are licensed, relicensed, or contracted by the state of Washington.
- C. Offers of employment in the following job positions may, at the discretion of the applicable department head or the Mayor, be conditioned upon a criminal background check due to the City's interest in protecting City operations, residents, employees, contractors, and customers:
1. Senior leadership positions;
 2. Jobs requiring the handling of significant amounts of cash, generally, \$500 or more per week;
 3. Positions having access to confidential identity information which includes a name associated with a Social Security number, bank account information, credit card information, or other combination of information that could be used for identity theft or related criminal activity;
 4. Positions with unsupervised access to homes of residents;
 5. Positions with major fiduciary responsibilities; and
 6. Positions having broad, unsupervised access to City facilities after normal working hours.
- D. Each department shall be responsible for the cost of conducting criminal background checks for applicants for employment within that department.

Section 09.03.040 Administrative Procedures

The Human Resources Director shall promulgate any further administrative procedures consistent with, and required for the implementation of, this chapter. In the event of any conflict between this chapter and administrative procedures promulgated under the authority of this section, this chapter shall control.

Section 3. That section 01.05.170 of the Spokane Municipal Code is amended to read as follows:

Section 01.05.170 Penalty Schedule – Business Regulations

- A. For each subsequent violation by a person, the classification of infraction advances by one class. For each subsequent class 1 violation of the same prohibited activity after the first violation, the code enforcement officer and court (in the case of contested case hearings) are authorized to double the penalty imposed.
- B. Infraction/Violation Class.

SMC		1.05.170
PENALTY SCHEDULE – BUSINESS REGULATIONS		
Infraction		Violation Class
General		
SMC 4.04.020	Engaging in licensed activity without license	2
SMC 4.04.060	Failure to display license or insigne	3
SMC 8.01.070	Engaging in business without registration or	1
SMC 10.40.020	itinerant vendor license or permit	
SMC 8.12.020	No amusement device license, no amusement device operators or owners license	3
SMC 8.12.060	No current list of amusement device locations	3
SMC 10.23A.030(G)	Entertainment facility establishment operator/owner	1
SMC 10.25.010	Pruning, planting, or removing a public tree without a license	1
SMC 10.29.010(A)	Conducting an improper blasting operation	1
SMC 10.29.030	Heating mechanic	1
SMC 10.29.060(A)	Providing fire equipment service without Spokane Fire Department registration	1
SMC 10.34.020	Own, operate for-hire vehicle	2
SMC 10.34.110(D)	Owner of for-hire vehicle, allowing a non-licensed for-hire driver to operate his or her vehicle	1
SMC 10.49.040	Owning, operating or maintaining a medical cannabis collective garden	1
SMC 10.41A.040	Special police officer	2
SMC 10.45.040	Deal in used goods	2
SMC 10.48.050	Failure to register alarm system	2
SMC 10.48.170	Unlawful use of a security alarm system	3
SMC 13.02.0204	Solid waste collection or disposal	2
SMC 17G.010.100(C)(3)	Sewer installation	1
Chapter 09.01 SMC	Violation of the earned sick and safe leave ordinance	1
Chapter 09.02 SMC	Violation of the fair chance hiring ordinance	1
Fireworks		
SMC 10.33A.020(A)(2)	Conducting public display without a permit	Up to \$1,000
SMC 10.41A.040	Employ non-commissioned special police officer	3
SMC 10.41A.090	Violation of code by special police officer	1

Fire Code		
IFC 105.6.14 Chapter 33 IFC Chapter 10.33A SMC SMC 17F.080.060	Manufacture, storage, use, sale, handling of blasting agents, explosives without proper permit	1
IFC 105.6 IFC 105.7 SMC 17F.080.060	Conducting regulated code activities, operations, functions without permit	2
IFC 105.6.41	Conducting spraying or dipping application of flammable or combustible finishes (liquids or powders) for floor finishing or surfacing operations without a permit	2
IFC 2703.3	Unauthorized release, discharge of flammable, combustible liquids, petroleum waste products	1
SMC 15.01.500	Fail to comply with notice and order under Commute Trip Reduction Program	2
SMC 15.03.030	Fail to comply with requirement of posting restaurant's smoking designation	2

Section 4. That sections 1 and 3 of this ordinance shall be effective six months from the date of enactment and that section 2 shall be effective thirty days from enactment as stated in section 19(B) of the City Charter. Notwithstanding the foregoing, nothing in this ordinance prohibits an employer from voluntarily complying with sections 1 and 3 of this ordinance at any point in time earlier than the effective date stated in this section.

PASSED by the City Council on _____.

Council President

Attest:

Approved as to form:

City Clerk

Assistant City Attorney

Mayor

Date

Effective Date

[Insert Your Logo Here]

APPLICATION FOR EMPLOYMENT

[Insert Your Address Here]

WE ARE AN EQUAL OPPORTUNITY EMPLOYER

All qualified applicants are considered regardless of race, religion, color, age, sex, sexual orientation, marital status, nationality, veteran status or disability.

INSTRUCTIONS - PLEASE READ

This is a general employment application required for all jobs. As the hiring process continues, you may be asked to provide a more detailed survey of your qualifications as they relate to a specific job or an additional authorization for release of information.

PERSONAL INFORMATION		Today's Date	
Last Name		First Name	Initial
Other names used:		Dates used: from to	
Present Street Address			
City		State	Zip
Mailing Address (if different from above)			
City		State	Zip
Home Telephone Number ()	Cell Phone Number ()	Message Phone Number ()	Email Address
Can you provide documentation that you may be lawfully employed in the U.S.? Yes ____ No ____			Are you at least 18 years of age? Yes ____ No ____
Have you applied here before? Yes ____ No ____ If yes, when?		Have you ever been employed by this company before? Yes ____ No ____	
If yes, dates of employment and in what position?			
Do any of your relatives or persons of your same household work here? If yes, please give their names.			
Position applied for:			Date you are available to start:
List other jobs you believe you may be qualified for:			
List any certificates or licenses you hold related to your qualifications for the work you seek:			

PERSONAL INFORMATION (CONTINUED)

How were you referred to us?		<input type="checkbox"/> Newspaper	<input type="checkbox"/> Website (name)
<input type="checkbox"/> Employee referral (name)	<input type="checkbox"/> Agency (name)	<input type="checkbox"/> Walk-in	<input type="checkbox"/> Other (explain)
Check if you are willing to accept regular work on:			
<input type="checkbox"/> Full Time <input type="checkbox"/> Temp/Seasonal <input type="checkbox"/> Day Shift <input type="checkbox"/> Night Shift <input type="checkbox"/> Weekends <input type="checkbox"/> Part Time <input type="checkbox"/> On Call <input type="checkbox"/> Evening Shift <input type="checkbox"/> Variable Shifts			
Can you stay late on short notice if required? Yes ____ No ____		Are you willing to relocate? Yes ____ No ____	
Any prior commitments which would require absence of more than a few hours in the next 12 months? Yes ____ No ____			
If yes, Please explain:			
Are you now, or do you expect to be engaged in any other business or employment? Yes ____ No ____			
If yes, Please explain:			

EDUCATION

	School Name, City, State	Graduated Y/N	Degree & Major	GPA
High School				
College/Univ.				
College/Univ.				
Trade/Other				
Scholastic honors achieved:				
Are you currently a student? Yes ____ No ____		If yes, school name, course of study, & portion completed:		
Outside activities while in school which you feel reflect your abilities:				
Plans for future education/training:				

EMPLOYMENT HISTORY				Start with PRESENT or most recent employer.			
Name of Organization				Employment Dates (month and year) From _____ To _____			
Type of Business or Industry							
Address			City		State		Zip
Supervisor Name and Title							
May we contact your current employer? Yes ____ No ____							
Phone Number				Email Address			
Your job title(s)							
Duties of position & skills used:							
Your starting pay: \$		Your ending pay: \$		Employment Status (FT, PT, contract):			
Reason for leaving							
Name of Organization				Employment Dates (Month and year) From _____ To _____			
Type of Business or Industry							
Address			City		State		Zip
Supervisor Name and Title							
Phone Number				Email Address			
Your job title(s)							
Duties of position & skills used:							
Your starting pay: \$		Your ending pay: \$		Employment Status (FT, PT, contract):			
Reason for leaving							
Name of Organization				Employment Dates (Month and year) From _____ To _____			
Type of Business or Industry							
Address			City		State		Zip
Supervisor Name and Title							
Phone Number				Email Address			

Your job title(s)		
Duties of position & skills used:		
Your starting pay: \$	Your ending pay: \$	Employment Status (FT, PT, contract):
Reason for leaving		

VOLUNTEER ACTIVITIES AND EXPERIENCE

Describe your involvement in volunteer activities which may help assess your abilities. Please exclude those activities which may indicate your race, sex, national origin, disability status, age, religion, sexual orientation, color or ancestry.

--

OTHER SKILLS AND QUALIFICATIONS

Please list any other skills, qualifications or experience pertinent to the career you seek. (e.g. - Computers, software, machines, tools, special certifications, etc.)

--

REFERENCES

Please do not include family members.

Name	Relationship
Company	
Position/Title	
Phone Number	Email Address
Name	Relationship
Company	
Position/Title	
Phone Number	Email Address

Name	Relationship
Company	
Position/Title	
Phone Number	Email Address

APPLICANT'S STATEMENT

I hereby affirm that the information provided on this application, and accompanying letters or resume, is true and complete.

I also agree and understand that any false or misleading information or significant omissions may disqualify me from consideration for employment or result in my dismissal if hired.

I authorize this employer to investigate my background thoroughly, and agree to assist in such investigation. I release and hold harmless, and promise not to claim damages from any of my prior employers listed above for providing information.

I agree to submit to any drug test that may be required by the employer. I understand that the refusal to submit to testing will result in my disqualification for employment with this organization.

I also understand that employment may be conditioned upon an investigation into criminal convictions on record with Local, State or Federal law enforcement authorities.

I understand that, if hired, my employment is not for any specific period or duration and is terminable at will by the employer or me at any time with or without cause or notice. I understand this application is NOT A CONTRACT.

I agree to present documentation proving my eligibility to work in the United States, and that failure to do so voids any offer of employment.

Applicant's Name (please print)

Signature of Applicant

Today's date

EMPLOYMENT APPLICATION

Equal Opportunity Employer

Thank you for your interest in working for us! Please review these important features of our hiring process:

1. Applications are accepted only when an opening within the organization exists.
2. Applications are active for 60 days or until the current hiring process is closed.
3. Applicants may be asked to review information about our mission, our high standards for employees and specific job requirements, and certify your understanding, before applying.
4. Hiring is a two way process - We encourage applicants to ask questions and will do our best to answer them.
5. Due to the volume of applications received, we cannot notify each and every applicant not selected. Only those selected for further interviews will be contacted.
6. In some cases, internal candidates are considered alongside external applicants.
7. This application does not guarantee an interview or offer of employment.
8. All job offers may be contingent on satisfactory completion of background investigation, drug screen and a fitness for duty assessment. Job offers are not final until confirmed in writing.
9. Our employees deserve the best co-workers possible. Therefore we reserve the right to hire the best qualified person for the job.

Please initial and date after reading the hiring process above: _____



Agenda Sheet for City Council Meeting of: 10/23/2017

Date Rec'd	10/10/2017
Clerk's File #	FIN 2017-0001
Renews #	
Cross Ref #	
Project #	
Bid #	
Requisition #	

Submitting Dept	FINANCE & ADMIN
Contact Name/Phone	CRYSTAL 625-6369 MARCHAND
Contact E-Mail	CMARCHAND@SPOKANECITY.ORG
Agenda Item Type	Hearings
Agenda Item Name	0410 - SET BUDGET HEARINGS

Agenda Wording

Setting the hearings for review of the 2018 Proposed Budget beginning Monday, October 30, 2017 and continuing thereafter at the regular Council Meetings during the month of November.

Summary (Background)

As part of the annual budget process, the City Council will hold public hearings on the proposed 2018 Budget for the City of Spokane. Public testimony is welcome on all sections of the budget at each hearing. The first hearing will be held on October 30, 2017 and are currently scheduled to continue each Monday during the month of November. The Council may continue the hearing up to the 25th day prior to the beginning of the next fiscal year.

<u>Fiscal Impact</u>	Grant related? NO Public Works? NO	<u>Budget Account</u>
Select \$		#
Select \$		#
Select \$		#
Select \$		#
<u>Approvals</u>	<u>Council Notifications</u>	
<u>Dept Head</u>	DUNIVANT, TIMOTHY	<u>Study Session</u>
<u>Division Director</u>	MARCHAND, CRYSTAL	<u>Other</u>
<u>Finance</u>	ORLOB, KIMBERLY	<u>Distribution List</u>
<u>Legal</u>	ODLE, MARI	tdunivant@spokanecity.org
<u>For the Mayor</u>	DUNIVANT, TIMOTHY	jdclark@spokanecity.org
<u>Additional Approvals</u>		cmarchand@spokanecity.org
<u>Purchasing</u>		