






**2022-2027**

Citywide Capital Improvement Program

**DRAFT**



## **Acknowledgements**

### **City of Spokane Mayor**

Nadine Woodward

### **City of Spokane Council President**

Breean Beggs

### **Plan Commission President**

Todd Beyreuther

### **Capital Facilities Technical Team**

The technical team wishes to acknowledge the many individuals and departments who contributed to the preparation of this document.

The Capital Improvement Program is an implementing strategy of the Capital Facilities Plan of Spokane's Comprehensive Plan. This Program is developed in compliance with the Washington State Growth Management Act.

City of Spokane

808 W Spokane Falls Blvd

Spokane Washington 99201

[www.spokanecity.org](http://www.spokanecity.org)

Date Created: September 13, 2021

# Table of Contents

## Chapter 1

Introduction .....	iii
Council Ordinance .....	iv
Plan Commission Findings of Fact, Conclusions and Recommendations .....	vi

## Chapter 2: Department Reports

Section 1	Facilities Management .....	1
Section 2	Fire .....	150
Section 3	ITSD .....	167
Section 4	Library .....	219
Section 5	Parks & Recreation .....	228
Section 6	Police .....	349
Section 7	Solid Waste Collection .....	368
Section 8	Solid Waste Disposal .....	389
Section 9	Street Department .....	439
Section 10	Wastewater Management .....	653
Section 11	Water .....	905

# CHAPTER 1

## Introduction

Hold for Council Ordinance

Hold for Council Ordinance

# Hold for Plan Commission Findings of Fact, Conclusions and Recommendations

# Hold for Plan Commission Findings of Fact, Conclusions and Recommendations

## Washington State Growth Management Act

The State Legislature recognized that uncoordinated and unplanned growth, together with a lack of common goals, could impact the environment and effect economic development and the high quality of life of Washington citizens. To respond to mounting citizen concerns and to address the problem of uncontrolled growth, the 1990 Legislature adopted the Growth Management Act. The primary goals of the act included the following:

- Conservation of timber, agricultural and mineral resource lands.
- Protection of critical areas.
- Planning coordination among neighboring jurisdictions.
- Consistency of capital facilities, utilities, and transportation plans with land use plans.
- Early and continuous public participation in the planning process

The basic objective of the growth management legislation is to guide and encourage local governments in assessing their goals, evaluating their community assets, writing comprehensive plans, and implementing those plans through regulations and innovative techniques that effectuate their future vision.

### Capital Facilities Plan Element of the Comprehensive Plan

The purpose of capital facilities planning is to provide adequate public facilities to serve existing and new development, to reduce the cost of serving new development with public facilities, and to ensure that these facilities will be in place when development occurs. Capital Facilities include roads, bridges, sewer, water and storm water facilities, solid waste facilities, public buildings, parks and recreation facilities.

To provide for capital facility needs, the State of Washington's Growth Management Act RCW 36.70A.070 requires that each jurisdiction prepare a capital facilities plan element in their comprehensive plan consisting of:

- An inventory of existing capital facilities owned by public entities, showing the locations and capacities of the capital facilities;
- A forecast of the future needs for such capital facilities;
- **The proposed locations and capacities of expanded or new capital facilities;**
- **At least a six-year program that will finance such capital facilities within projected funding capacities and clearly identifies sources of public money for such purposes;** and
- A requirement to reassess the land use element if probable funding falls short of meeting existing needs and to ensure that the land use element, capital facilities plan element, and financing plan within the capital facilities plan element are coordinated and consistent.

This document is intended to address the bolded elements above.

## **City of Spokane's Approach to Capital Facilities Plan**

The capital facilities plan implements the land use element of the comprehensive plan, and these two elements, along with the financing plan within the capital improvement program, must be coordinated and consistent. The GMA also requires a separate transportation element. (<http://www.mrsc.org/subjects/planning/capfacilities.aspx>)

Capital facilities include property, buildings (fire stations, buildings, etc.), open spaces, roadways, sewer plants and facilities including pipes in the ground and electrical wiring, solid waste trucks and disposal sites. A capital facility can also be major communication or computer systems. All cities own property, equipment and buildings. Without capital investments, cities could not provide necessary services. Cities usually acquire property and build the structures that are needed, but they may also purchase existing structures and renovate.

For the City of Spokane's Comprehensive Plan, the Capital Facilities Plan (CFP) for transportation can be found in Chapter 4 and for other capital facilities and utilities can be found in Chapter 5. The CFP establishes the City's long-range program to address needs.

While the Land Use Element of the Comprehensive Plan articulates the vision and goals for how Spokane will develop, the Capital Improvement Program is the implementation tool that fulfills the goals and vision of the Comprehensive Plan. The Capital Improvement Program is the critical link between comprehensive planning and projects being constructed. Within the Capital Facilities Plan, implementation of the Comprehensive Plan is described through:

- Established levels of service for various public facilities and services;
- How certain undeveloped areas will develop based on type of public facilities extended;
- How coordination with adjacent jurisdictions will occur; and
- How coordination with other agencies that provide public facilities and services such as school districts, utilities, and transit services will occur.

### **Relationship of the Citywide Capital Improvement Program to Goals and Policies of Comprehensive Plan**

The Citywide Capital Improvement Program (CIP) is a six year plan of capital projects with estimated costs and proposed methods of financing that is updated annually.

In 2011, City Council adopted ordinance C34747 which established the annual update of a Citywide Six-Year Capital Improvement Program, a copy can be found in the Clerk's Office. The ordinance further directed that the Citywide CIP be reviewed by the Plan Commission for consistency with the Comprehensive Plan and be presented to Council in the fourth quarter of each year.

In 2012, using the State Community Trade & Economic Development (CTED) Capital Facilities Planning Tool User Guide as a resource and other existing models, City staff created 10 needs assessment questions to be used to relate each proposed capital project to the pertinent goals and policies in the Comprehensive Plan. (The CTED Decision Matrix is a set of questions

which were developed to help local agencies prioritize projects according to a pre-assigned set of criteria and were particularly valuable for comparing projects from different program categories.) Each proposed project in the Citywide CIP also includes a rationale statement that explains why this project is necessary.

Because the City Administration viewed the needs assessment questions as policy, the Mayor requested that City Council review and approve the needs assessment questions that were first used in the development of the 2016-2021 Citywide CIP. City Council also reviewed and approved a weighted scoring for the questions to help inform the City Administration as they developed the draft. The following were used to help inform the process.

### **Needs assessment for City Wide Projects as approved by City Council**

1. Does the project or item meet the goals of the Comprehensive Plan?
  - Which of the goals does it meet?
2. Does the project or item satisfy Federal, State, County or City mandates or regulations? (IE by not performing this project, Federal or State money is withheld, laws violated, or concurrency issues arise)
  - State the mandate or regulation this project or item satisfies
3. Does this project decrease demand on operations and maintenance funding?
  - Explain how this approach decreases demand on maintenance and operations funding
4. Is the project integrated to benefit City functions?
  - Describe how the project is integrated to benefit City functions. (IE does the project also address or help another City function? An example would be if the Water Dept chose to place a new water line along a roadway that needs repair. This would be an integrated project in that the Street Dept benefits from the roadway being improved rather than the water line being placed in another roadway in better condition)
5. Does this project or item eliminate hazards or risks?  
(Note: Must align with the Comprehensive Plan (IE the Comprehensive Plan prioritizes the need to create safe, walkable streets for pedestrians))
  - What hazards or risks does it eliminate
6. Does the project or item preserve or extend the life of an existing asset?
  - Explain how the life of an asset will be extended or preserved
7. Does the project or item increase infrastructure capacity to meet future growth needs?
  - Describe the increase. (Include current capacity, the proposed increase and how it relates to future growth)
8. Centers/Corridors, and the Targeted Areas are a priority for the City. Is the project located in one of the highlighted areas shown on an attached map? (Extra weight will be given to projects in the targeted areas, AND/OR centers and corridors)
9. Does the project increase or generate revenue?
  - State the amount of Revenue projected
  - State the amount of time it will take to generate the revenue stated above.
10. Does the project require additional FTEs or increased fixed costs?
  - State how many additional FTEs are needed and state the additional cost.
11. Does the project meet sustainability plan goals?
  - How many goals were met?
  - State how the project or item meets the goal(s) selected
12. Will the project or item be located within a CD neighborhood?

In summary, the process described qualitatively links each project in the Citywide CIP to pertinent goals and policies in the Comprehensive Plan. The project rationale justifies why the project was selected, and the needs assessment questions link the project to the Comprehensive Plan.

**Population**--The Citywide Capital Improvement Program (CIP) must use the same population projections used in other parts of the Comprehensive Plan. Internal consistency requires all elements of a Comprehensive Plan be based upon the same planning period and the same population projections. The State Office of Financial Management provides an annual estimate for the population of Washington cities. For 2021, the estimate for the City of Spokane is 225,300.

**Inventory**--The Growth Management Act requires jurisdictions to prepare an inventory of City-owned buildings, facilities, and infrastructure. In past facility plans, the inventory information has not been consistent. To correct this deficiency, staff have redesigned the inventory format and will be phasing in the information during the Comprehensive Plan (CP) update that will be completed by 2023 as an appendix to the CP update.

**Other Jurisdictions Capital Facilities Programs**--Although the City of Spokane provides many services to its residents it is not the only provider in Spokane. Capital facilities are owned by many other public providers including the Spokane and Mead School Districts, Spokane Transit Authority, and the Convention and Visitors Bureau.

The following links are provided as they become available from other jurisdictions and can direct you to the other jurisdictions capital programs. We are providing these links for informational purposes only. To review the external entities capital programs, access their websites accordingly:

- **Spokane Transit Authority:** <https://www.spokanetransit.com/projects-plans/transit-development-plan>
- **Spokane County:** <https://www.spokanecounty.org/DocumentCenter/View/17800/6-year-Transportation-Improvement-Plan-2018-2023>
- As the largest city in Spokane County, the City of Spokane has taken the lead regarding economic development that benefits the entire county. The City has been active in the renovation of the downtown and in revitalization efforts in the University District, North Monroe, and Hillyard.

## **2022-2027 Citywide Capital Improvement Program Highlights**

The Citywide Capital Improvement Program (CIP) is both a planning and financial document. It is a prioritization of the capital improvements the City intends to build in the next six years and a plan for how to pay for these improvements. The 2022-2027 Citywide CIP does not appropriate funds, but rather it functions as a budgeting tool, supporting the actual appropriations that are made through adoption of the budget. It is an important filter that demonstrates that the Capital Facilities Element of the Comprehensive Plan is financially realistic.

### **Internal Process**

Development of a process to include all City departments with capital facilities into a capital improvement program began after adoption of the Citywide CIP ordinance. An internet-based database was created with input from Finance, Accounting, Planning, IT, and Capital Program Department staff. Once the program was created, yearly training has been provided for staff entering data or responsible for the capital facilities. The information for each capital improvement is entered for each participating department and reviewed. The system is locked and the data is compiled and executive summary reports are shared with the Administration for review. City Council is briefed on the status of the Citywide CIP throughout the process. After the Administration makes final edits, a draft is created for public review and comment. The Plan Commission holds a yearly workshop to review the draft document and the draft Citywide CIP is then presented to Council during a Council committee meeting. The Citywide CIP will remain in draft form until after the budget is approved. Upon completion of the budgeting process, the Citywide CIP is then edited to reflect any impacts the future budget has on the CIP and then the Program is provided to Council for final approval.

### **Structure of Document and Process**

The major purpose of this document is to identify existing and future capital facilities needs including major maintenance, regulatory compliance, expansion and new facilities. The Citywide CIP is organized into Chapters, Sections and Subsections.

### **Chapters**

Chapters are the major organization of the Citywide CIP. They categorize the data and ensure that all information required by the Capital Facilities Elements within the Comprehensive Plan is included in an orderly sequence within the Capital Facilities Program.

Chapter 1 Introduction

Chapter 2 Capital Improvement Program (subdivided by Departments)

## **Sections**

Sections are organized by department within Chapter 2 and are presented in alphabetical order.

Facilities Management  
Fire  
Innovation and Technology Services Department  
Library  
Parks & Recreation  
Police  
Solid Waste Collection  
Solid Waste Disposal  
Streets  
Wastewater Management  
Water

## **Analysis Section**

As the City grows there generally is an increase in demand for services and new facilities that may be needed to accommodate this increased demand. The City is committed to providing services for all City residences and providing for growth. In order to evaluate how the City accommodates growth and demand, Level of Service standards were developed. These measures help evaluate the success of providing for new service demands without reducing the service provided to existing residents.

## **Level of Service Standards**

To implement the policies of the Spokane's Comprehensive Plan, the City has adopted Levels of Service (LOS) standards for capital facilities. The LOS measures the quality and quantity of existing and planned public facilities. Providers of capital facilities and services are requested to include an analysis discussion that evaluates how they are meeting the measurable LOS "objective" or standard. These standards have been adopted by the City Council as a commitment to maintain a specific level of service as the City grows. Most service providers have an established standard while others have a standard that is indicated, as "as needed".

## **Concurrency**

The term concurrency is used in conjunction with Level of Service standards within the Capital Facilities Element of Spokane's Comprehensive Plan and requires that the public facilities and services necessary to support development shall be adequate to serve the development at the same time (concurrent to when) the development is available for occupancy or use, or within a reasonable time as approved by the City, without decreasing current service levels below locally established minimum standards.

## **2022-2027 Citywide Capital Improvement Program**

Planning for adequate capital facilities is an important City activity and as a major land owner, property must be maintained properly and major renovations planned and budgeted. New facilities must also be planned and budgeted responsibly, evaluated and balanced with all other City needs. This chapter identifies future projects and describes how they will be budgeted. The Citywide Capital Improvement Program (CIP) is not just a wish list as it also includes a funding and financing plan.

An overview of the entire City is represented in the Capital by Department Summary. Following the overview, department information is divided into sections. Department information includes a department description, funding summary, and reports for each project. Each capital project has a "spending plan" that identifies revenue sources for projects and when the funds are anticipated to be expended.

### **Department Description**

At the beginning of each Section is a description of each department: their goals, services provided, background and required level of service.

### **Department Summary**

A financial summary illustrates spending and lists proposed projects that are alphabetized by category.

### **Proposed Projects**

Project Reports, located at the end of each Department Section, describe new and ongoing projects for the six-year period 2022-2027.

### **Project Report Template**

Staff used a web-based application to create the Project Reports used in the Citywide CIP. The application format enables the material submitted by the departments to be standardized regardless of the type of projects.

### **Maintenance Costs**

Included in the Project Report is a table to estimate maintenance costs for the project. Routine maintenance of capital facilities, buildings and infrastructure has an impact on a department's operating budget, thus routine maintenance cost for each proposed new or ongoing project should be identified and considered as a component of a project's overall cost. The information is not included in the overall project costs, but is included for general information.

### **Spending and Funding**

Included for each project is Total Project Spending (prior years plus a breakdown of the individual years 2022-2027). The funding source is identified in a similar fashion, funding to date and estimated funding for the individual years. The status of the funds refers to different levels of financial commitment currently secured for the project.

## **What is a Capital Improvement Program (CIP) Project?**

Required content:

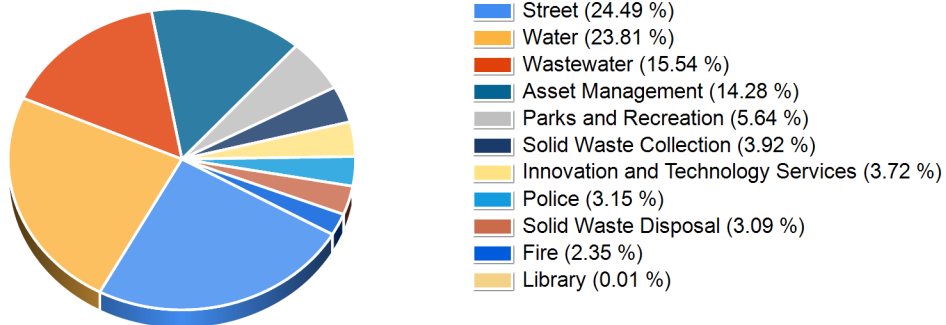
- Identifies a specific physical improvement
- Specifies the time for construction; and
- Identifies the specific source of funding

## **Definition of a Capital Project**

- A tangible asset
- Have a useful life of 5 years or more
- Has a value of \$60,000 or more
- Meets the goals, policies or level of service of the Comprehensive Plan

## Capital by Department Summary

Department	2022	2023	2024	2025	2026	2027	Total	Funded
Asset Management	\$ 23,355,463	\$ 23,985,789	\$ 24,358,275	\$ 21,072,642	\$ 7,396,324	\$ 7,678,704	\$ 107,847,197	42%
Fire	\$ 5,848,375	\$ 3,689,632	\$ 1,909,355	\$ 3,477,516	\$ 1,366,074	\$ 1,484,355	\$ 17,775,307	33%
Innovation and Technology Services	\$ 2,475,283	\$ 7,902,956	\$ 5,898,220	\$ 4,908,637	\$ 4,946,683	\$ 1,945,754	\$ 28,077,533	58%
Library	\$ 0	\$ 70,000	\$ 0	\$ 0	\$ 0	\$ 0	\$ 70,000	0%
Parks and Recreation	\$ 5,587,400	\$ 4,915,400	\$ 8,821,800	\$ 5,043,400	\$ 10,135,000	\$ 8,075,000	\$ 42,578,000	30%
Police	\$ 5,853,126	\$ 3,626,441	\$ 3,224,443	\$ 3,254,971	\$ 3,049,223	\$ 4,821,682	\$ 23,829,886	39%
Solid Waste Collection	\$ 4,500,000	\$ 4,805,000	\$ 3,920,000	\$ 4,000,000	\$ 3,525,000	\$ 8,850,000	\$ 29,600,000	100%
Solid Waste Disposal	\$ 4,210,000	\$ 3,587,500	\$ 3,847,500	\$ 3,910,000	\$ 3,760,000	\$ 4,060,000	\$ 23,375,000	100%
Street	\$ 45,442,253	\$ 22,277,658	\$ 17,503,219	\$ 32,316,000	\$ 43,001,781	\$ 24,477,781	\$ 185,018,692	71%
Wastewater	\$ 40,758,448	\$ 20,327,178	\$ 15,514,000	\$ 15,577,182	\$ 6,722,000	\$ 18,513,000	\$ 117,411,808	93%
Water	\$ 26,970,673	\$ 37,987,290	\$ 30,248,486	\$ 23,103,000	\$ 23,713,868	\$ 37,850,000	\$ 179,873,317	84%
<b>Total</b>	<b>\$ 165,001,021</b>	<b>\$ 133,174,844</b>	<b>\$ 115,245,298</b>	<b>\$ 116,663,348</b>	<b>\$ 107,615,953</b>	<b>\$ 117,756,276</b>	<b>\$ 755,456,740</b>	<b>71%</b>
<b>Funded</b>	<b>100%</b>	<b>84%</b>	<b>61%</b>	<b>57%</b>	<b>54%</b>	<b>53%</b>	<b>71%</b>	



# **CHAPTER 2**

## **Capital Improvement Program**

**(subdivided by Departments)**

# FACILITIES MANAGEMENT

---

# Facilities Management

## Department Goals

Our mission is to plan for, build, maintain, and improve City facilities and real property in a manner that supports service delivery, safety and comfort to the users and municipal pride in appearance.

## Contact Information

Name	Title	Telephone	email
Jeff Teal	Facilities Director	625-6533	jteal@spokanecity.org
Ernest Wickert	Maintenance Supervisor	625-7788	ewickert@spokanecity.org
Dave Steele	Real Estate Manager	625-6064	dsteale@spokanecity.org

## Services Provided

Facilities Management group includes the City's Real Estate and asset management by overseeing long-term infrastructure strategies. Facilities Management is responsible for developing, managing, maintaining, and disposing of City owned assets.

The City of Spokane Facilities Management group is responsible for the strategic development of a centralized facilities plan and its implementation. Services provided within centralized facilities are:

- New Construction Project Management
- Architectural Planning
- Facility Needs Assessments and Feasibility Studies
- Maintenance Management at all City owned/leased facilities
- Space Planning, and Move Management
- TI Planning and Construction Management
- Preventative Maintenance Plans
- Tenant Requests/Service Calls
- Acquisition/Leasing of City owned Property/Real Estate
- Surplus of Non-Performing Assets

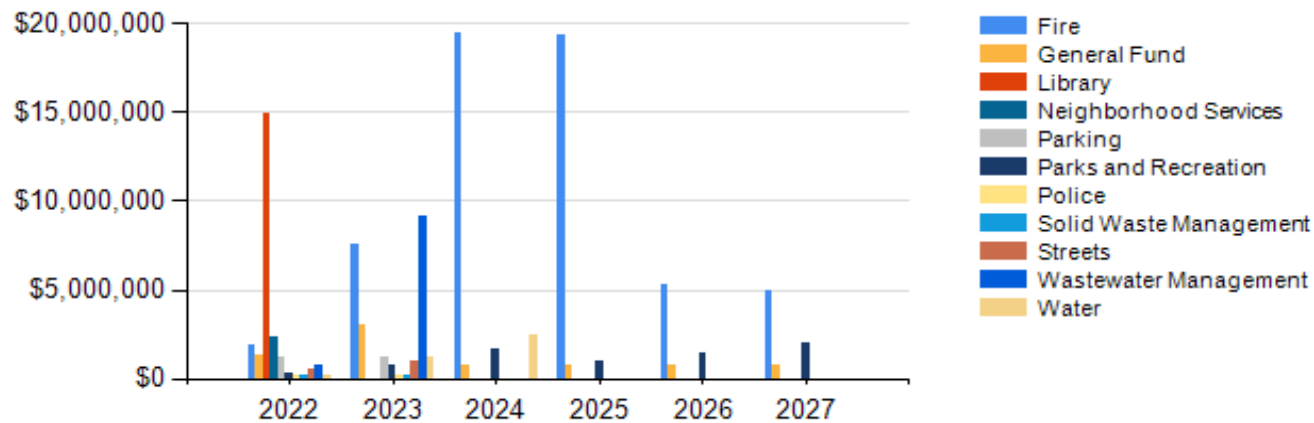
## Background

The Facilities Management group was established in January of 2013 and is part of the Finance Division.

# Spending by Category Summary

## Facilities Management

Category	2022	2023	2024	2025	2026	2027	Total
Fire	\$1,895,000	\$7,533,408	\$19,433,894	\$19,371,261	\$5,261,943	\$4,934,323	\$58,429,829
General Fund	\$1,257,000	\$3,007,381	\$744,381	\$744,381	\$744,381	\$744,381	\$7,241,905
Library	\$14,910,463	\$0	\$0	\$0	\$0	\$0	\$14,910,463
Neighborhood Services	\$2,278,000	\$0	\$0	\$0	\$0	\$0	\$2,278,000
Parking	\$1,200,000	\$1,200,000	\$0	\$0	\$0	\$0	\$2,400,000
Parks and Recreation	\$245,000	\$690,000	\$1,680,000	\$957,000	\$1,390,000	\$2,000,000	\$6,962,000
Police	\$70,000	\$15,000	\$0	\$0	\$0	\$0	\$85,000
Solid Waste Management	\$100,000	\$140,000	\$0	\$0	\$0	\$0	\$240,000
Streets	\$500,000	\$1,000,000	\$0	\$0	\$0	\$0	\$1,500,000
Wastewater Management	\$700,000	\$9,200,000	\$0	\$0	\$0	\$0	\$9,900,000
Water	\$200,000	\$1,200,000	\$2,500,000	\$0	\$0	\$0	\$3,900,000
<b>Total</b>	<b>\$23,355,463</b>	<b>\$23,985,789</b>	<b>\$24,358,275</b>	<b>\$21,072,642</b>	<b>\$7,396,324</b>	<b>\$7,678,704</b>	<b>\$107,847,197</b>



# Funding Summary by Project

## Facilities Management

Fire											
Project Name	Funding Source	To Date	2021	2022	2023	2024	2025	2026	2027	6 Year Estimate	Project Total
Fire Facilities: Dispatch Chiller replacement	Unknown	\$0	\$0	\$0	\$164,523	\$0	\$0	\$0	\$0	\$164,523	\$164,523
	Total	\$0	\$0	\$0	\$164,523	\$0	\$0	\$0	\$0	\$164,523	\$164,523
Fire Facilities: HVAC and Mechanical Systems	REET1	\$309,894	\$0	\$140,000	\$0	\$0	\$0	\$0	\$0	\$140,000	\$449,894
	Total	\$309,894	\$0	\$140,000	\$0	\$0	\$0	\$0	\$0	\$140,000	\$449,894
Fire Facilities: Roof Replacement Station 1	Unknown	\$0	\$0	\$0	\$320,000	\$0	\$0	\$0	\$0	\$320,000	\$320,000
	Total	\$0	\$0	\$0	\$320,000	\$0	\$0	\$0	\$0	\$320,000	\$320,000
Fire Facilities: Add Backup Generator Power to Fire Stations	Unknown	\$0	\$0	\$0	\$165,000	\$150,000	\$150,000	\$150,000	\$150,000	\$765,000	\$765,000
	Total	\$0	\$0	\$0	\$165,000	\$150,000	\$150,000	\$150,000	\$150,000	\$765,000	\$765,000
Fire Facilities: Bay Door Motors and Safety Systems Upgrade	Unknown	\$0	\$0	\$0	\$78,522	\$41,633	\$43,302	\$45,020	\$15,609	\$224,086	\$224,086
	Total	\$0	\$0	\$0	\$78,522	\$41,633	\$43,302	\$45,020	\$15,609	\$224,086	\$224,086
Fire Facilities: CCB Generator Control System Upgrade	REET1	\$0	\$0	\$150,000	\$0	\$0	\$0	\$0	\$0	\$150,000	\$150,000
	Total	\$0	\$0	\$150,000	\$0	\$0	\$0	\$0	\$0	\$150,000	\$150,000
Fire Facilities: CCB Roof Replacement	CCB Fund	\$0	\$52,850	\$0	\$0	\$0	\$0	\$0	\$0	\$0	\$52,850
	REET1	\$0	\$0	\$1,000,000	\$500,000	\$0	\$0	\$0	\$0	\$1,500,000	\$1,500,000
	REET1	\$0	\$0	\$0	\$57,163	\$0	\$0	\$0	\$0	\$57,163	\$57,163
	Total	\$0	\$52,850	\$1,000,000	\$557,163	\$0	\$0	\$0	\$0	\$1,557,163	\$1,610,013
Fire Facilities: CCB UPS Replacement	REET1	\$0	\$0	\$50,000	\$1,200,000	\$0	\$0	\$0	\$0	\$1,250,000	\$1,250,000
	Total	\$0	\$0	\$50,000	\$1,200,000	\$0	\$0	\$0	\$0	\$1,250,000	\$1,250,000
Fire Facilities: Critical Roof Replacements	REET1	\$336,811	\$0	\$95,000	\$0	\$0	\$0	\$0	\$0	\$95,000	\$431,811
	Total	\$336,811	\$0	\$95,000	\$0	\$0	\$0	\$0	\$0	\$95,000	\$431,811
Fire Facilities: Facility Entry and Site Security	Unknown	\$0	\$0	\$0	\$25,800	\$26,632	\$27,497	\$28,397	\$24,333	\$132,659	\$132,659
	Total	\$0	\$0	\$0	\$25,800	\$26,632	\$27,497	\$28,397	\$24,333	\$132,659	\$132,659

# Funding Summary by Project

## Facilities Management

Fire (continued)											
Project Name	Funding Source	To Date	2021	2022	2023	2024	2025	2026	2027	6 Year Estimate	Project Total
Fire Facilities: Fire Station Office Renovation	Unknown	\$0	\$0	\$0	\$0	\$276,908	\$312,906	\$353,584	\$399,550	\$1,342,948	\$1,342,948
	Total	\$0	\$0	\$0	\$0	\$276,908	\$312,906	\$353,584	\$399,550	\$1,342,948	\$1,342,948
Fire Facilities: HVAC and upgrades Sta. 1	Unknown	\$0	\$0	\$0	\$715,000	\$715,000	\$0	\$0	\$0	\$1,430,000	\$1,430,000
	Total	\$0	\$0	\$0	\$715,000	\$715,000	\$0	\$0	\$0	\$1,430,000	\$1,430,000
Fire Facilities: Individual Bunkroom & Nursing Room Updates	REET1	\$0	\$0	\$460,000	\$322,400	\$335,296	\$348,708	\$362,656	\$377,162	\$2,206,222	\$2,206,222
	Total	\$0	\$0	\$460,000	\$322,400	\$335,296	\$348,708	\$362,656	\$377,162	\$2,206,222	\$2,206,222
Fire Facilities: Kitchen Renovations	Unknown	\$0	\$0	\$0	\$0	\$613,125	\$554,265	\$626,319	\$707,740	\$2,501,449	\$2,501,449
	Total	\$0	\$0	\$0	\$0	\$613,125	\$554,265	\$626,319	\$707,740	\$2,501,449	\$2,501,449
Fire Facilities: Logistics Warehouse for Apparatus/Equipment	Unknown	\$0	\$0	\$0	\$0	\$85,000	\$1,000,000	\$0	\$0	\$1,085,000	\$1,085,000
	Total	\$0	\$0	\$0	\$0	\$85,000	\$1,000,000	\$0	\$0	\$1,085,000	\$1,085,000
Fire Facilities: Pathogen Pollution & Station Updates	Unknown	\$0	\$0	\$0	\$200,000	\$1,084,868	\$1,045,003	\$1,046,804	\$1,065,542	\$4,442,217	\$4,442,217
	Total	\$0	\$0	\$0	\$200,000	\$1,084,868	\$1,045,003	\$1,046,804	\$1,065,542	\$4,442,217	\$4,442,217
Fire Facilities: Station 15 Relocation and Construction	Unknown	\$0	\$0	\$0	\$500,000	\$0	\$9,500,000	\$0	\$0	\$10,000,000	\$10,000,000
	Total	\$0	\$0	\$0	\$500,000	\$0	\$9,500,000	\$0	\$0	\$10,000,000	\$10,000,000
Fire Facilities: Station 5 Permanent Construction	REET1	\$300,000	\$0	\$0	\$50,000	\$0	\$0	\$0	\$0	\$50,000	\$350,000
	Unknown	\$0	\$0	\$0	\$0	\$7,000,000	\$0	\$0	\$0	\$7,000,000	\$7,000,000
	Total	\$300,000	\$0	\$0	\$50,000	\$7,000,000	\$0	\$0	\$0	\$7,050,000	\$7,350,000
Fire Facilities: Station 6 Station Construction Completion	Unknown	\$0	\$0	\$0	\$0	\$50,000	\$4,000,000	\$0	\$0	\$4,050,000	\$4,050,000
	Total	\$0	\$0	\$0	\$0	\$50,000	\$4,000,000	\$0	\$0	\$4,050,000	\$4,050,000

# Funding Summary by Project

## Facilities Management

Fire (continued)											
Project Name	Funding Source	To Date	2021	2022	2023	2024	2025	2026	2027	6 Year Estimate	Project Total
Fire Facilities: Station 7 Renovation	Unknown	\$0	\$0	\$0	\$200,000	\$3,000,000	\$0	\$0	\$0	\$3,200,000	\$3,200,000
	Total	\$0	\$0	\$0	\$200,000	\$3,000,000	\$0	\$0	\$0	\$3,200,000	\$3,200,000
Fire Facilities: Station Alerting System	Unknown	\$0	\$0	\$0	\$400,000	\$0	\$0	\$0	\$0	\$400,000	\$400,000
	Total	\$0	\$0	\$0	\$400,000	\$0	\$0	\$0	\$0	\$400,000	\$400,000
Fire Facilities: Station Fire Suppression & Alarm Systems	Fire Safety/Suppression Systems	\$0	\$0	\$0	\$2,300,000	\$2,000,000	\$2,000,000	\$2,000,000	\$2,000,000	\$10,300,000	\$10,300,000
	Total	\$0	\$0	\$0	\$2,300,000	\$2,000,000	\$2,000,000	\$2,000,000	\$2,000,000	\$10,300,000	\$10,300,000
Fire Facilities: Station Shower Upgrade	Unknown	\$0	\$0	\$0	\$0	\$230,432	\$239,580	\$249,163	\$194,387	\$913,562	\$913,562
	Total	\$0	\$0	\$0	\$0	\$230,432	\$239,580	\$249,163	\$194,387	\$913,562	\$913,562
Fire Facilities: Training Campus Additions	Unknown	\$0	\$0	\$0	\$25,000	\$250,000	\$0	\$0	\$0	\$275,000	\$275,000
	Unknown	\$0	\$0	\$0	\$10,000	\$0	\$150,000	\$0	\$0	\$160,000	\$160,000
	Unknown	\$0	\$0	\$0	\$25,000	\$0	\$0	\$400,000	\$0	\$425,000	\$425,000
	Total	\$0	\$0	\$0	\$60,000	\$250,000	\$150,000	\$400,000	\$0	\$860,000	\$860,000
Fire Facilities: Training Center Expansion	Unknown	\$0	\$0	\$0	\$75,000	\$0	\$0	\$0	\$0	\$75,000	\$75,000
	Unknown	\$0	\$0	\$0	\$75,000	\$0	\$0	\$0	\$0	\$75,000	\$75,000
	Unknown	\$0	\$0	\$0	\$0	\$3,000,000	\$0	\$0	\$0	\$3,000,000	\$3,000,000
	Unknown	\$0	\$0	\$0	\$0	\$500,000	\$0	\$0	\$0	\$500,000	\$500,000
	Total	\$0	\$0	\$0	\$150,000	\$3,500,000	\$0	\$0	\$0	\$3,650,000	\$3,650,000
Fire Facilities: Urgent Repair Fieldhouse & Training Bldg.	Unknown	\$0	\$0	\$0	\$125,000	\$75,000	\$0	\$0	\$0	\$200,000	\$200,000
	Total	\$0	\$0	\$0	\$125,000	\$75,000	\$0	\$0	\$0	\$200,000	\$200,000
Category Total		\$946,705	\$52,850	\$1,895,000	\$7,533,408	\$19,433,894	\$19,371,261	\$5,261,943	\$4,934,323	\$58,429,829	\$59,429,384

# Funding Summary by Project

## Facilities Management

General Fund											
Project Name	Funding Source	To Date	2021	2022	2023	2024	2025	2026	2027	6 Year Estimate	Project Total
City Hall Elevator Modernization Phase II	Fund 5900 Reserves	\$0	\$0	\$0	\$135,000	\$0	\$0	\$0	\$0	\$135,000	\$135,000
	Total	\$0	\$0	\$0	\$135,000	\$0	\$0	\$0	\$0	\$135,000	\$135,000
City Hall HVAC Upgrade Phase II	TBD	\$0	\$0	\$0	\$2,035,000	\$0	\$0	\$0	\$0	\$2,035,000	\$2,035,000
	Total	\$0	\$0	\$0	\$2,035,000	\$0	\$0	\$0	\$0	\$2,035,000	\$2,035,000
City Hall Roof Replacement	REET1	\$0	\$0	\$700,000	\$0	\$0	\$0	\$0	\$0	\$700,000	\$700,000
	Total	\$0	\$0	\$700,000	\$0	\$0	\$0	\$0	\$0	\$700,000	\$700,000
City-Owned Buildings ADA Restrooms Updates	REET1	\$0	\$0	\$150,000	\$0	\$0	\$0	\$0	\$0	\$150,000	\$150,000
	Total	\$0	\$0	\$150,000	\$0	\$0	\$0	\$0	\$0	\$150,000	\$150,000
Citywide General Facility Maintenance	Fund 5900 Program 30700	\$0	\$0	\$0	\$244,381	\$244,381	\$244,381	\$244,381	\$244,381	\$1,221,905	\$1,221,905
	Fund 5901 Program 79160	\$0	\$0	\$0	\$0	\$500,000	\$500,000	\$500,000	\$500,000	\$2,000,000	\$2,000,000
	Total	\$0	\$0	\$0	\$244,381	\$744,381	\$744,381	\$744,381	\$744,381	\$3,221,905	\$3,221,905
Citywide HVAC Controls Upgrade Phase 1	REET1	\$0	\$0	\$407,000	\$593,000	\$0	\$0	\$0	\$0	\$1,000,000	\$1,000,000
	Total	\$0	\$0	\$407,000	\$593,000	\$0	\$0	\$0	\$0	\$1,000,000	\$1,000,000
Category Total		\$0	\$0	\$1,257,000	\$3,007,381	\$744,381	\$744,381	\$744,381	\$744,381	\$7,241,905	\$7,241,905

Library											
Project Name	Funding Source	To Date	2021	2022	2023	2024	2025	2026	2027	6 Year Estimate	Project Total
Branch Remodel - Downtown & 24/7 Kiosks	UTGO Bonds	\$10,514,949	\$21,354,099	\$10,168,449	\$0	\$0	\$0	\$0	\$0	\$10,168,449	\$42,037,497
	Total	\$10,514,949	\$21,354,099	\$10,168,449	\$0	\$0	\$0	\$0	\$0	\$10,168,449	\$42,037,497
Branch Remodel - Indian Trail	UTGO Bonds	\$11,656	\$473,525	\$1,930,696	\$0	\$0	\$0	\$0	\$0	\$1,930,696	\$2,415,877
	Total	\$11,656	\$473,525	\$1,930,696	\$0	\$0	\$0	\$0	\$0	\$1,930,696	\$2,415,877
Branch Remodel- South Hill	UTGO Bonds	\$15,482	\$601,767	\$2,811,318	\$0	\$0	\$0	\$0	\$0	\$2,811,318	\$3,428,567
	Total	\$15,482	\$601,767	\$2,811,318	\$0	\$0	\$0	\$0	\$0	\$2,811,318	\$3,428,567
Category Total		\$10,542,087	\$22,429,391	\$14,910,463	\$0	\$0	\$0	\$0	\$0	\$14,910,463	\$47,881,941

# Funding Summary by Project

## Facilities Management

Neighborhood Services											
Project Name	Funding Source	To Date	2021	2022	2023	2024	2025	2026	2027	6 Year Estimate	Project Total
East Central Comm. Center Capital Needs Assessment Repairs	CDBG	\$127,300	\$0	\$1,118,000	\$0	\$0	\$0	\$0	\$0	\$1,118,000	\$1,245,300
	Total	\$127,300	\$0	\$1,118,000	\$0	\$0	\$0	\$0	\$0	\$1,118,000	\$1,245,300
East Central Comm. Center Capital Needs Assessment Roof	WA State Capital Budget	\$0	\$220,000	\$1,160,000	\$0	\$0	\$0	\$0	\$0	\$1,160,000	\$1,380,000
	Total	\$0	\$220,000	\$1,160,000	\$0	\$0	\$0	\$0	\$0	\$1,160,000	\$1,380,000
Category Total		\$127,300	\$220,000	\$2,278,000	\$0	\$0	\$0	\$0	\$0	\$2,278,000	\$2,625,300

Parking											
Project Name	Funding Source	To Date	2021	2022	2023	2024	2025	2026	2027	6 Year Estimate	Project Total
Parking System Upgrade	SIP Loan	\$0	\$1,200,000	\$1,200,000	\$1,200,000	\$0	\$0	\$0	\$0	\$2,400,000	\$3,600,000
	Total	\$0	\$1,200,000	\$1,200,000	\$1,200,000	\$0	\$0	\$0	\$0	\$2,400,000	\$3,600,000
Category Total		\$0	\$1,200,000	\$1,200,000	\$1,200,000	\$0	\$0	\$0	\$0	\$2,400,000	\$3,600,000

Parks and Recreation											
Project Name	Funding Source	To Date	2021	2022	2023	2024	2025	2026	2027	6 Year Estimate	Project Total
Golf - Facilities Renovations	Golf Fund Capital	\$145,000	\$130,000	\$25,000	\$25,000	\$25,000	\$25,000	\$25,000	\$0	\$125,000	\$400,000
	Total	\$145,000	\$130,000	\$25,000	\$25,000	\$25,000	\$25,000	\$25,000	\$0	\$125,000	\$400,000
Golf - On Course Renovations	Golf Fund Capital	\$85,000	\$25,000	\$25,000	\$25,000	\$25,000	\$25,000	\$25,000	\$0	\$125,000	\$235,000
	Total	\$85,000	\$25,000	\$25,000	\$25,000	\$25,000	\$25,000	\$25,000	\$0	\$125,000	\$235,000
Ops - Baseball Backstop and Fence Replacement	Park Fund Capital	\$0	\$0	\$0	\$15,000	\$15,000	\$15,000	\$15,000	\$0	\$60,000	\$60,000
	Total	\$0	\$0	\$0	\$15,000	\$15,000	\$15,000	\$15,000	\$0	\$60,000	\$60,000
Ops - Building Demolition	Park Fund Capital	\$60,000	\$0	\$0	\$65,000	\$50,000	\$0	\$20,000	\$0	\$135,000	\$195,000
	Total	\$60,000	\$0	\$0	\$65,000	\$50,000	\$0	\$20,000	\$0	\$135,000	\$195,000
Ops - Building Security and System Re-keying	Park Fund Capital	\$90,000	\$0	\$0	\$50,000	\$0	\$100,000	\$0	\$0	\$150,000	\$240,000
	Total	\$90,000	\$0	\$0	\$50,000	\$0	\$100,000	\$0	\$0	\$150,000	\$240,000

# Funding Summary by Project

## Facilities Management

Parks and Recreation (continued)											
Project Name	Funding Source	To Date	2021	2022	2023	2024	2025	2026	2027	6 Year Estimate	Project Total
Ops - Edwidge Woldson Park Bathroom	Park Fund Capital	\$0	\$0	\$0	\$0	\$0	\$0	\$0	\$0	\$0	\$0
	Park Fund Capital	\$25,000	\$0	\$0	\$0	\$0	\$200,000	\$0	\$0	\$200,000	\$225,000
	Total	\$25,000	\$0	\$0	\$0	\$0	\$200,000	\$0	\$0	\$200,000	\$225,000
Ops - Edwidge Woldson Park/Cliff Drive Improvements	Park Fund Capital	\$25,000	\$0	\$0	\$0	\$0	\$0	\$0	\$0	\$0	\$25,000
	Park Fund Capital	\$0	\$0	\$0	\$0	\$0	\$0	\$75,000	\$0	\$75,000	\$75,000
	Unidentified	\$0	\$0	\$0	\$0	\$0	\$0	\$0	\$2,000,000	\$2,000,000	\$2,000,000
	Total	\$25,000	\$0	\$0	\$0	\$0	\$0	\$75,000	\$2,000,000	\$2,075,000	\$2,100,000
Ops - Historic Rock Repair	Park Fund Capital	\$50,000	\$0	\$0	\$0	\$90,000	\$30,000	\$0	\$0	\$120,000	\$170,000
	Total	\$50,000	\$0	\$0	\$0	\$90,000	\$30,000	\$0	\$0	\$120,000	\$170,000
Ops - Manito Backup Boiler	Park Fund Capital	\$0	\$0	\$0	\$80,000	\$0	\$0	\$0	\$0	\$80,000	\$80,000
	Park Fund Capital	\$10,000	\$0	\$0	\$0	\$0	\$0	\$0	\$0	\$0	\$10,000
	Total	\$10,000	\$0	\$0	\$80,000	\$0	\$0	\$0	\$0	\$80,000	\$90,000
Ops - Manito Gaiser Conservatory Glass Reglazing	Park Fund Capital	\$0	\$0	\$0	\$0	\$80,000	\$80,000	\$0	\$0	\$160,000	\$160,000
	Total	\$0	\$0	\$0	\$0	\$80,000	\$80,000	\$0	\$0	\$160,000	\$160,000
Ops - Park Ops Complex Admin Bldg Improvements	Park Fund Capital	\$110,000	\$0	\$0	\$0	\$0	\$15,000	\$90,000	\$0	\$105,000	\$215,000
	Total	\$110,000	\$0	\$0	\$0	\$0	\$15,000	\$90,000	\$0	\$105,000	\$215,000
Ops - Park Ops Complex Equipment Storage Sheds	Park Fund Capital	\$0	\$0	\$0	\$0	\$0	\$95,000	\$75,000	\$0	\$170,000	\$170,000
	Total	\$0	\$0	\$0	\$0	\$0	\$95,000	\$75,000	\$0	\$170,000	\$170,000
Ops - Park System Restroom Replacements	Park Fund Capital	\$25,000	\$0	\$0	\$0	\$25,000	\$125,000	\$25,000	\$0	\$175,000	\$200,000
	Total	\$25,000	\$0	\$0	\$0	\$25,000	\$125,000	\$25,000	\$0	\$175,000	\$200,000
Ops - Roof Replacement	Park Fund Capital	\$100,000	\$0	\$0	\$0	\$50,000	\$0	\$0	\$0	\$50,000	\$150,000
	Total	\$100,000	\$0	\$0	\$0	\$50,000	\$0	\$0	\$0	\$50,000	\$150,000
Ops - Wentel Grant Park Restroom	Park Fund Capital	\$0	\$0	\$20,000	\$200,000	\$0	\$0	\$0	\$0	\$220,000	\$220,000
	Total	\$0	\$0	\$20,000	\$200,000	\$0	\$0	\$0	\$0	\$220,000	\$220,000

# Funding Summary by Project

## Facilities Management

Parks and Recreation (continued)											
Project Name	Funding Source	To Date	2021	2022	2023	2024	2025	2026	2027	6 Year Estimate	Project Total
Rec - Corbin Art Center Improvements	Park Fund Capital	\$30,000	\$0	\$0	\$90,000	\$0	\$40,000	\$40,000	\$0	\$170,000	\$200,000
	Total	\$30,000	\$0	\$0	\$90,000	\$0	\$40,000	\$40,000	\$0	\$170,000	\$200,000
Rec - Merkel North Restroom and Picnic Area	Park Fund Capital	\$0	\$0	\$0	\$0	\$120,000	\$167,000	\$0	\$0	\$287,000	\$287,000
	Total	\$0	\$0	\$0	\$0	\$120,000	\$167,000	\$0	\$0	\$287,000	\$287,000
Rec - Merkel Synthetic Field Enhancements	Park Fund Capital	\$0	\$0	\$25,000	\$0	\$0	\$0	\$0	\$0	\$25,000	\$25,000
	Park Fund Capital	\$0	\$0	\$0	\$0	\$1,200,000	\$0	\$0	\$0	\$1,200,000	\$1,200,000
	Total	\$0	\$0	\$25,000	\$0	\$1,200,000	\$0	\$0	\$0	\$1,225,000	\$1,225,000
Rec - Recreation Facility Renovations	Park Fund Capital	\$110,000	\$0	\$0	\$140,000	\$0	\$40,000	\$0	\$0	\$180,000	\$290,000
	Total	\$110,000	\$0	\$0	\$140,000	\$0	\$40,000	\$0	\$0	\$180,000	\$290,000
Rec - SE Sports Complex Renovations	Grant - Neighborhood	\$100,000	\$0	\$150,000	\$0	\$0	\$0	\$0	\$0	\$150,000	\$250,000
	Grant - RCO	\$0	\$0	\$0	\$0	\$0	\$0	\$500,000	\$0	\$500,000	\$500,000
	Grant - RCO WWRP	\$750,000	\$0	\$0	\$0	\$0	\$0	\$0	\$0	\$0	\$750,000
	Park Fund Capital	\$400,000	\$0	\$0	\$0	\$0	\$0	\$500,000	\$0	\$500,000	\$900,000
	Total	\$1,250,000	\$0	\$150,000	\$0	\$0	\$0	\$1,000,000	\$0	\$1,150,000	\$2,400,000
Category Total		\$2,115,000	\$155,000	\$245,000	\$690,000	\$1,680,000	\$957,000	\$1,390,000	\$2,000,000	\$6,962,000	\$9,232,000

Police											
Project Name	Funding Source	To Date	2021	2022	2023	2024	2025	2026	2027	6 Year Estimate	Project Total
Police Academy Remodel	REET1	\$0	\$0	\$70,000	\$15,000	\$0	\$0	\$0	\$0	\$85,000	\$85,000
	Total	\$0	\$0	\$70,000	\$15,000	\$0	\$0	\$0	\$0	\$85,000	\$85,000
Category Total		\$0	\$0	\$70,000	\$15,000	\$0	\$0	\$0	\$0	\$85,000	\$85,000

# Funding Summary by Project

## Facilities Management

Solid Waste Management											
Project Name	Funding Source	To Date	2021	2022	2023	2024	2025	2026	2027	6 Year Estimate	Project Total
Cart/Container Storage & Maintenance Building	Utility Rates	\$0	\$0	\$0	\$140,000	\$0	\$0	\$0	\$0	\$140,000	\$140,000
	Total	\$0	\$0	\$0	\$140,000	\$0	\$0	\$0	\$0	\$140,000	\$140,000
CNG Compressor	Utility Rates	\$0	\$0	\$100,000	\$0	\$0	\$0	\$0	\$0	\$100,000	\$100,000
	Total	\$0	\$0	\$100,000	\$0	\$0	\$0	\$0	\$0	\$100,000	\$100,000
Category Total		\$0	\$0	\$100,000	\$140,000	\$0	\$0	\$0	\$0	\$240,000	\$240,000

Streets											
Project Name	Funding Source	To Date	2021	2022	2023	2024	2025	2026	2027	6 Year Estimate	Project Total
Street Department Snow Maintenance Facility Improvements	Street Maintenance	\$0	\$0	\$500,000	\$1,000,000	\$0	\$0	\$0	\$0	\$1,500,000	\$1,500,000
	Total	\$0	\$0	\$500,000	\$1,000,000	\$0	\$0	\$0	\$0	\$1,500,000	\$1,500,000
Category Total		\$0	\$0	\$500,000	\$1,000,000	\$0	\$0	\$0	\$0	\$1,500,000	\$1,500,000

Wastewater Management											
Project Name	Funding Source	To Date	2021	2022	2023	2024	2025	2026	2027	6 Year Estimate	Project Total
Liquid Disinfection Building Reskinning	Utility Rates-RPWRF Ops	\$0	\$0	\$450,000	\$5,250,000	\$0	\$0	\$0	\$0	\$5,700,000	\$5,700,000
	Total	\$0	\$0	\$450,000	\$5,250,000	\$0	\$0	\$0	\$0	\$5,700,000	\$5,700,000
Maintenance and Warehouse Roof Membrane Replacement	Utility Rates-RPWRF Ops	\$0	\$0	\$0	\$200,000	\$0	\$0	\$0	\$0	\$200,000	\$200,000
	Total	\$0	\$0	\$0	\$200,000	\$0	\$0	\$0	\$0	\$200,000	\$200,000
RPWRF Building Exterior Rehabilitation and Improvements	Utility Rates-RPWRF Ops	\$0	\$0	\$250,000	\$3,750,000	\$0	\$0	\$0	\$0	\$4,000,000	\$4,000,000
	Total	\$0	\$0	\$250,000	\$3,750,000	\$0	\$0	\$0	\$0	\$4,000,000	\$4,000,000
Category Total		\$0	\$0	\$700,000	\$9,200,000	\$0	\$0	\$0	\$0	\$9,900,000	\$9,900,000

# Funding Summary by Project

## Facilities Management

Water											
Project Name	Funding Source	To Date	2021	2022	2023	2024	2025	2026	2027	6 Year Estimate	Project Total
Upriver Dam Ops Facility Remodel	Utility Rates - Water Ops	\$0	\$0	\$0	\$100,000	\$1,500,000	\$0	\$0	\$0	\$1,600,000	\$1,600,000
	Total	\$0	\$0	\$0	\$100,000	\$1,500,000	\$0	\$0	\$0	\$1,600,000	\$1,600,000
Water Dept. Ops Facility Maintenance and Renovation	Utility Rates - Water Ops	\$0	\$0	\$200,000	\$1,100,000	\$1,000,000	\$0	\$0	\$0	\$2,300,000	\$2,300,000
	Total	\$0	\$0	\$200,000	\$1,100,000	\$1,000,000	\$0	\$0	\$0	\$2,300,000	\$2,300,000
Category Total		\$0	\$0	\$200,000	\$1,200,000	\$2,500,000	\$0	\$0	\$0	\$3,900,000	\$3,900,000
Department Total		\$13,731,092	\$24,057,241	\$23,355,463	\$23,985,789	\$24,358,275	\$21,072,642	\$7,396,324	\$7,678,704	\$107,847,197	\$145,635,530
Percent Funded				100%	67%	13%	4%	14%	5%	42%	

# Funding Summary by Department

## Facilities Management

Funding Source	To Date	2021	2022	2023	2024	2025	2026	2027	6 Year Estimate	Funding Total
CCB Fund	\$0	\$52,850	\$0	\$0	\$0	\$0	\$0	\$0	\$0	\$52,850
CDBG	\$127,300	\$0	\$1,118,000	\$0	\$0	\$0	\$0	\$0	\$1,118,000	\$1,245,300
Fire Safety/Suppression Systems	\$0	\$0	\$0	\$2,300,000	\$2,000,000	\$2,000,000	\$2,000,000	\$2,000,000	\$10,300,000	\$10,300,000
Fund 5900 Program 30700	\$0	\$0	\$0	\$244,381	\$244,381	\$244,381	\$244,381	\$244,381	\$1,221,905	\$1,221,905
Fund 5900 Reserves	\$0	\$0	\$0	\$135,000	\$0	\$0	\$0	\$0	\$135,000	\$135,000
Fund 5901 Program 79160	\$0	\$0	\$0	\$0	\$500,000	\$500,000	\$500,000	\$500,000	\$2,000,000	\$2,000,000
Golf Fund Capital	\$230,000	\$155,000	\$50,000	\$50,000	\$50,000	\$50,000	\$50,000	\$0	\$250,000	\$360,000
Grant - Neighborhood	\$100,000	\$0	\$150,000	\$0	\$0	\$0	\$0	\$0	\$150,000	\$250,000
Grant - RCO	\$0	\$0	\$0	\$0	\$0	\$0	\$500,000	\$0	\$500,000	\$500,000
Grant - RCO WWRP	\$750,000	\$0	\$0	\$0	\$0	\$0	\$0	\$0	\$0	\$750,000
Park Fund Capital	\$1,035,000	\$0	\$45,000	\$640,000	\$1,630,000	\$907,000	\$840,000	\$0	\$4,062,000	\$4,062,000
REET1	\$946,705	\$0	\$3,222,000	\$2,737,563	\$335,296	\$348,708	\$362,656	\$377,162	\$7,383,385	\$7,383,385
SIP Loan	\$0	\$1,200,000	\$1,200,000	\$1,200,000	\$0	\$0	\$0	\$0	\$2,400,000	\$3,600,000
Street Maintenance	\$0	\$0	\$500,000	\$1,000,000	\$0	\$0	\$0	\$0	\$1,500,000	\$1,500,000
TBD	\$0	\$0	\$0	\$2,035,000	\$0	\$0	\$0	\$0	\$2,035,000	\$2,035,000
Unidentified	\$0	\$0	\$0	\$0	\$0	\$0	\$0	\$2,000,000	\$2,000,000	\$2,000,000
Unknown	\$0	\$0	\$0	\$3,103,845	\$17,098,598	\$17,022,553	\$2,899,287	\$2,557,161	\$42,681,444	\$42,681,444
UTGO Bonds	\$10,542,087	\$22,429,391	\$14,910,463	\$0	\$0	\$0	\$0	\$0	\$14,910,463	\$15,527,712
Utility Rates	\$0	\$0	\$100,000	\$140,000	\$0	\$0	\$0	\$0	\$240,000	\$240,000
Utility Rates - Water Ops	\$0	\$0	\$200,000	\$1,200,000	\$2,500,000	\$0	\$0	\$0	\$3,900,000	\$3,900,000
Utility Rates-RPWRF Ops	\$0	\$0	\$700,000	\$9,200,000	\$0	\$0	\$0	\$0	\$9,900,000	\$9,900,000
WA State Capital Budget	\$0	\$220,000	\$1,160,000	\$0	\$0	\$0	\$0	\$0	\$1,160,000	\$1,380,000
Department Total	\$13,731,092	\$24,057,241	\$23,355,463	\$23,985,789	\$24,358,275	\$21,072,642	\$7,396,324	\$7,678,704	\$107,847,197	\$145,635,530

# Facilities Management Project Reports

---

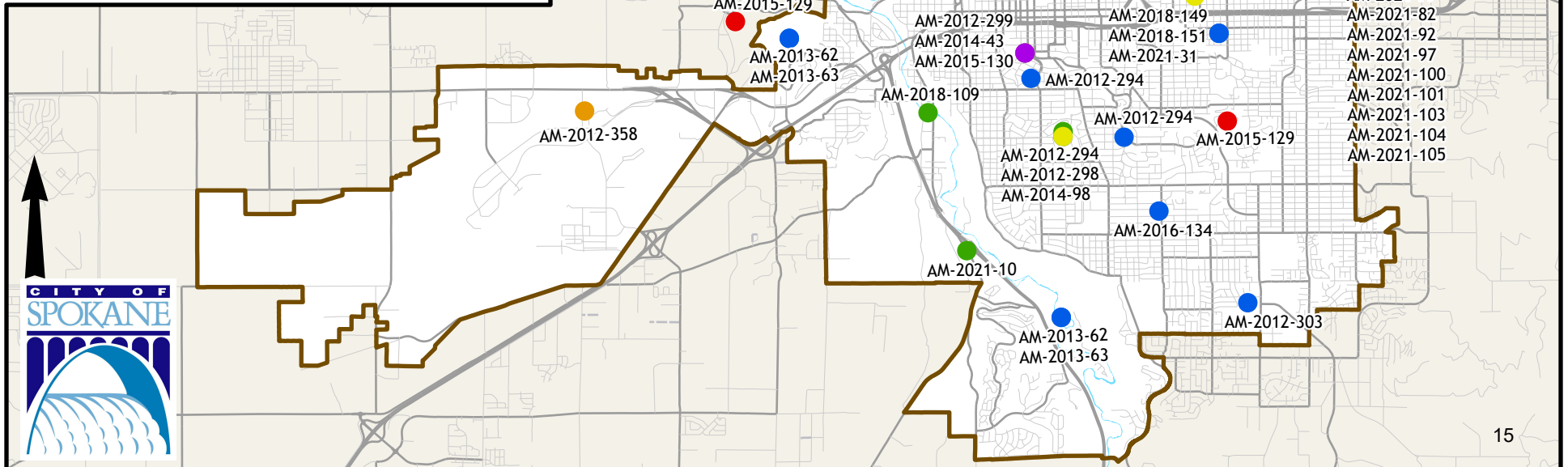
# Facilities Management 2022 - 2027

## Downtown Projects

AM-2015-123 AM-2019-69  
 AM-2016-173 AM-2021-38  
 AM-2017-79 AM-2021-95  
 AM-2017-130 AM-2021-96  
 AM-2017-133 AM-2021-98  
 AM-2018-148 AM-2021-102  
 AM-2019-3 AM-2021-108  
 AM-2019-17  
 AM-2019-24

## Begin Year

● 2022 ● 2025  
 ● 2023 ● 2026  
 ● 2024 ● 2027



Asset Management/Fire  
Fire Facilities: Dispatch Chiller replacement

AM-2021-98

Executive Summary

The Heating, Ventilation, and Air Conditioning (HVAC) chiller at Combined Communications has been in continual service since the building was commissioned in 2003. The chiller provides cooling air to this critical facility.

Project Justification

Overall HVAC maintenance and repair needs at Combined Communications have increased as the equipment ages. The chiller is a key component in providing cooling air to the critical equipment housed in this facility. Basic risk analysis indicates it is much better to prevent a failure rather than waiting for one to occur at this facility.

*This project meets the following comprehensive plan goals and/or policies:*

CFU1: Adequate Public Facilities and Services, CFU2: Concurrency, CFU4: Service Provision, CFU5: Environmental Concerns, CFU6: Multiple Objectives

Location

Other Location  
Combined Communications - 1620 N. Rebecca St.

Project Status

Active  
This is a new project. Could be a shared global expense within the Combined Communications Building's (CCB) Interlocal Agreement (ILA).

External Factors

The Spokane Fire Department has responsibility for maintaining the buildings and grounds of 16 fire stations and 5 other support facilities. These buildings receive constant use with the 16 of the 21 having 24-7-365 operations. While minor repairs and maintenance is funded through annual operating budgets, the current M & O budget will not cover these expenditures.

Maintenance

*Maintenance of capital facilities, buildings and infrastructure has an impact on a Department's operating budget, and thus routine maintenance costs for new and ongoing projects are identified in the table below.*

	2022	2023	2024	2025	2026	2027	Total
Expected Annual Maintenance	\$500	\$504	\$524	\$544	\$565	\$620	\$3,257

Maintenance Comments

Could be a shared global expense within the CCB ILA.

**Asset Management/Fire****Fire Facilities: Dispatch Chiller replacement**

AM-2021-98

**Spending**

Project Phase	Prior Spending	2021	Estimated Spending							Total
			2022	2023	2024	2025	2026	2027	6 Year Total	
Purchases	\$0	\$0	\$0	\$164,523	\$0	\$0	\$0	\$0	\$164,523	\$164,523
Total	\$0	\$0	\$0	\$164,523	\$0	\$0	\$0	\$0	\$164,523	<b>\$164,523</b>

**Funding**

Funding Name	Source	Status*	Prior Funding	2021	Estimated Funding							Total
					2022	2023	2024	2025	2026	2027	6 Year Total	
Unknown	Unidentified	Unfunded	\$0	\$0	\$0	\$164,523	\$0	\$0	\$0	\$0	\$164,523	\$164,523
Total			\$0	\$0	\$0	\$164,523	\$0	\$0	\$0	\$0	\$164,523	<b>\$164,523</b>

**\*Status definitions**

- Unidentified: Funding source has not yet been determined
- Identified: Funding source has been found, but not yet requested
- Applied: Grant or loan application has been submitted, or budget has been requested
- Awarded: Grant or loan has been offered but the contract has not yet been signed or budget has not yet been approved by Council
- Encumbered: Project contract has been signed and funds have been allocated to spend on the project

**Asset Management/Fire****Fire Facilities: HVAC and Mechanical Systems**

AM-2021-95

**Executive Summary**

SFD has responsibility for 16 fire stations + 5 other facilities. All facilities have levels of repair/ replacement that need attention. This project is for the most critical needs involving HVAC work. Stations 8 & 14 were completed in 2020, Stations 16 & 17 and INHS were deferred in 2021.

**Project Justification**

If we continue to defer maintenance on these items, potential damages and injuries can occur to both the public and employees at these facilities.

*This project meets the following comprehensive plan goals and/or policies:*

CFU1: Adequate Public Facilities and Services, CFU2: Concurrency, CFU4: Service Provision, CFU5: Environmental Concerns, CFU6: Multiple Objectives

**Location**

Other Location

This program will include improvements at 9 Fire Stations: 2, 3, 8, 9, 11, 13, 14, 16, 17, and Inland Northwest Health Services, co-located with the SFD Maintenance facility at 1610 N Rebecca.

**Project Status**

Active

Asset management has evaluated 9 fire stations where the Heating, Ventilation, and Air Conditioning (HVAC) systems require preventative replacement due to equipment age of 25+ years. The HVAC system at Inland Northwest Health Services/Spokane Fire Department (INHS/SFD) Maintenance is also in need of replacement due to equipment age.

**External Factors**

The Spokane Fire Department has responsibility for maintaining the buildings and grounds of 16 fire stations and 5 other support facilities. These buildings receive constant use with the 16 of the 21 having 24-7-365 operations. While minor repairs and maintenance is funded through annual operating budgets, the current M & O budget will not cover these expenditures.

**Maintenance**

*Maintenance of capital facilities, buildings and infrastructure has an impact on a Department's operating budget, and thus routine maintenance costs for new and ongoing projects are identified in the table below.*

	2022	2023	2024	2025	2026	2027	Total
Expected Annual Maintenance	\$3,000	\$3,120	\$3,245	\$3,375	\$3,510	\$3,650	\$19,900

**Maintenance Comments**

Asset Management/Fire

Fire Facilities: HVAC and Mechanical Systems

AM-2021-95

Spending

Project Phase	Prior Spending	2021	Estimated Spending							Total
			2022	2023	2024	2025	2026	2027	6 Year Total	
Construction	\$309,894	\$0	\$140,000	\$0	\$0	\$0	\$0	\$0	\$140,000	\$449,894
Total	\$309,894	\$0	\$140,000	\$0	\$0	\$0	\$0	\$0	\$140,000	\$449,894

Funding

Funding Name	Source	Status*	Prior Funding	2021	Estimated Funding							Total
					2022	2023	2024	2025	2026	2027	6 Year Total	
REET1	Identified	Funded	\$309,894	\$0	\$140,000	\$0	\$0	\$0	\$0	\$0	\$140,000	\$449,894
Total			\$309,894	\$0	\$140,000	\$0	\$0	\$0	\$0	\$0	\$140,000	\$449,894

- \*Status definitions
- Unidentified: Funding source has not yet been determined
  - Identified: Funding source has been found, but not yet requested
  - Applied: Grant or loan application has been submitted, or budget has been requested
  - Awarded: Grant or loan has been offered but the contract has not yet been signed or budget has not yet been approved by Council
  - Encumbered: Project contract has been signed and funds have been allocated to spend on the project

Asset Management/Fire

Fire Facilities: Roof Replacement Station 1

AM-2021-102

Executive Summary

The roof at Fire Station 1 is in need of replacement.

Project Justification

The roof at Fire Station 1 has increasingly needed extensive and expensive repairs due to degradation of the roof surface. Water leaks have the potential to cause expensive internal water damage to the building.

*This project meets the following comprehensive plan goals and/or policies:*

CFU1: Adequate Public Facilities and Services, CFU2: Concurrency, CFU4: Service Provision, CFU5: Environmental Concerns, CFU6: Multiple Objectives

Location

Other Location

Fire Station 1 - 44 W Riverside Ave

Project Status

Active

This is a new project.

External Factors

The Spokane Fire Department has responsibility for maintaining the buildings and grounds of 16 fire stations and 5 other support facilities. These buildings receive constant use with the 16 of the 21 having 24-7-365 operations. While minor repairs and maintenance is funded through annual operating budgets, the current Management & Operating (M&O) budget will not cover these expenditures.

Maintenance

*Maintenance of capital facilities, buildings and infrastructure has an impact on a Department's operating budget, and thus routine maintenance costs for new and ongoing projects are identified in the table below.*

	2022	2023	2024	2025	2026	2027	Total
Expected Annual Maintenance	\$0	\$0	\$0	\$0	\$0	\$0	\$0

Maintenance Comments

Annual routine costs after roof replacement are negligible.

Asset Management/Fire

Fire Facilities: Roof Replacement Station 1

AM-2021-102

Spending

Project Phase	Prior Spending	2021	Estimated Spending							Total
			2022	2023	2024	2025	2026	2027	6 Year Total	
Construction	\$0	\$0	\$0	\$320,000	\$0	\$0	\$0	\$0	\$320,000	\$320,000
Total	\$0	\$0	\$0	\$320,000	\$0	\$0	\$0	\$0	\$320,000	\$320,000

Funding

Funding Name	Source	Status*	Prior Funding	2021	Estimated Funding							Total
					2022	2023	2024	2025	2026	2027	6 Year Total	
Unknown	Unidentified	Unfunded	\$0	\$0	\$0	\$320,000	\$0	\$0	\$0	\$0	\$320,000	\$320,000
Total			\$0	\$0	\$0	\$320,000	\$0	\$0	\$0	\$0	\$320,000	\$320,000

- \*Status definitions
- Unidentified: Funding source has not yet been determined
  - Identified: Funding source has been found, but not yet requested
  - Applied: Grant or loan application has been submitted, or budget has been requested
  - Awarded: Grant or loan has been offered but the contract has not yet been signed or budget has not yet been approved by Council
  - Encumbered: Project contract has been signed and funds have been allocated to spend on the project

Asset Management/Fire

Fire Facilities: Add Backup Generator Power to Fire Stations

AM-2012-453

Executive Summary

Install automatic backup generator power to all fire stations.

Project Justification

Fire departments are expected to be operational during adverse conditions, which is when our services are critical. Critical operational elements such as overhead doors, station alerting, computer/data access and the ability for the employees to provide continuous service is critical and currently not possible.

*This project meets the following comprehensive plan goals and/or policies:*

CFU1 CFU2 CFU4 CFU6

Location

Other Location

Stations 2, 3, 4, 5, 6, 7, 8, 9, 11, 13, 14, 15, 16, 17 and 18 (15 Total)

Project Status

Active

Continuity of operations. Currently managed by 6 portable household generators that have to be transported to impacted stations. This upgrade will support the current Continuity of Operations Plan (COOP) plan as it is being developed by Emergency Management (EM).

External Factors

Our City continues to suffer significant impacts from wind and wildland fire--both having a significant impact on the SFD and our success in providing service. In the past 5-years, SFD Fire Stations were without power for several weeks due to consequences of storms and infrastructure failure.

Maintenance

*Maintenance of capital facilities, buildings and infrastructure has an impact on a Department's operating budget, and thus routine maintenance costs for new and ongoing projects are identified in the table below.*

	2022	2023	2024	2025	2026	2027	Total
Expected Annual Maintenance	\$0	\$520	\$541	\$562	\$585	\$608	\$2,816

Maintenance Comments

The generators are required to test monthly and will use minimal amounts of fuel (est <500/yr) and maintenance (filters, cleaning, etc)

Asset Management/Fire

Fire Facilities: Add Backup Generator Power to Fire Stations

AM-2012-453

Spending

Project Phase	Prior Spending	2021	Estimated Spending							Total
			2022	2023	2024	2025	2026	2027	6 Year Total	
Construction	\$0	\$0	\$0	\$150,000	\$150,000	\$150,000	\$150,000	\$150,000	\$750,000	\$750,000
Planning	\$0	\$0	\$0	\$15,000	\$0	\$0	\$0	\$0	\$15,000	\$15,000
Total	\$0	\$0	\$0	\$165,000	\$150,000	\$150,000	\$150,000	\$150,000	\$765,000	\$765,000

Funding

Funding Name	Source	Status*	Prior Funding	2021	Estimated Funding							Total
					2022	2023	2024	2025	2026	2027	6 Year Total	
Unknown	Unidentified	Unfunded	\$0	\$0	\$0	\$165,000	\$150,000	\$150,000	\$150,000	\$150,000	\$765,000	\$765,000
Total			\$0	\$0	\$0	\$165,000	\$150,000	\$150,000	\$150,000	\$150,000	\$765,000	\$765,000

- \*Status definitions
- Unidentified: Funding source has not yet been determined
  - Identified: Funding source has been found, but not yet requested
  - Applied: Grant or loan application has been submitted, or budget has been requested
  - Awarded: Grant or loan has been offered but the contract has not yet been signed or budget has not yet been approved by Council
  - Encumbered: Project contract has been signed and funds have been allocated to spend on the project

Asset Management/Fire

Fire Facilities: Bay Door Motors and Safety Systems Upgrade

AM-2021-96

Executive Summary

The Spokane Fire Department (SFD) is responsible for 16 fire stations + 5 other facilities. All facilities have levels of repair/ replacement that need attention. This project is for the most critical needs involving the bay door motors and associated safety systems at all 16 fire stations.

Project Justification

If we continue to defer maintenance on these items, potential damages and injuries can become a factor for both the public and for employees at these facilities.

*This project meets the following comprehensive plan goals and/or policies:*

CFU1: Adequate Public Facilities and Services, CFU2: Concurrency, CFU4: Service Provision, CFU5: Environmental Concerns, CFU6: Multiple Objectives

Location

Other Location

This program will include upgrades at all 16 Fire Stations.

Project Status

Active

The majority of SFD Fire Stations have bay door systems that have been in regular operation since the early 1990's. This project will replace the opener motors, springs, rollers, upgrade the safety eye and safety edge systems on each bay door. This will provide more reliable and safe operation of the bay doors and minimize the risk of door/vehicle contact. Each Fire Station has on average, (3) bay doors with motors.

External Factors

The Spokane Fire Department has responsibility for maintaining the buildings and grounds of 16 fire stations and 5 other support facilities. These buildings receive constant use with the 16 of the 21 having 24-7-365 operations. While minor repairs and maintenance is funded through annual operating budgets, the current Management & Operating (M&O) budget will not cover these expenditures.

Maintenance

*Maintenance of capital facilities, buildings and infrastructure has an impact on a Department's operating budget, and thus routine maintenance costs for new and ongoing projects are identified in the table below.*

	2022	2023	2024	2025	2026	2027	Total
Expected Annual Maintenance	\$0	\$0	\$0	\$0	\$0	\$0	\$0

Maintenance Comments

Upgrading to new equipment should result in lowered maintenance costs as aged equipment is replaced.

**Asset Management/Fire****Fire Facilities: Bay Door Motors and Safety Systems Upgrade**

AM-2021-96

**Spending**

Project Phase	Prior Spending	2021	Estimated Spending							Total
			2022	2023	2024	2025	2026	2027	6 Year Total	
Construction	\$0	\$0	\$0	\$78,522	\$41,633	\$43,302	\$45,020	\$15,609	\$224,086	\$224,086
Total	\$0	\$0	\$0	\$78,522	\$41,633	\$43,302	\$45,020	\$15,609	\$224,086	<b>\$224,086</b>

**Funding**

Funding Name	Source	Status*	Prior Funding	2021	Estimated Funding							Total
					2022	2023	2024	2025	2026	2027	6 Year Total	
Unknown	Unidentified	Unfunded	\$0	\$0	\$0	\$78,522	\$41,633	\$43,302	\$45,020	\$15,609	\$224,086	\$224,086
Total			\$0	\$0	\$0	\$78,522	\$41,633	\$43,302	\$45,020	\$15,609	\$224,086	<b>\$224,086</b>

**\*Status definitions**

- Unidentified: Funding source has not yet been determined
- Identified: Funding source has been found, but not yet requested
- Applied: Grant or loan application has been submitted, or budget has been requested
- Awarded: Grant or loan has been offered but the contract has not yet been signed or budget has not yet been approved by Council
- Encumbered: Project contract has been signed and funds have been allocated to spend on the project

Asset Management/Fire

Fire Facilities: CCB Generator Control System Upgrade

AM-2021-105

Executive Summary

The generator control system at Combined Communications has been in continual service since the building was commissioned in 2003. The system is critical in controlling the path of power to the building between commercial sources and the backup generators when commercial power fails.

Project Justification

The control system has not been updated since being put in service in 2003. This is the key component in controlling the flow of power to the building. Recent power outages at the building have revealed switch failures. Basic risk analysis indicates it is critical to prevent a failure rather than waiting for one to occur at this facility.

*This project meets the following comprehensive plan goals and/or policies:*

CFU1: Adequate Public Facilities and Services, CFU2: Concurrency, CFU4: Service Provision, CFU5: Environmental Concerns, CFU6: Multiple Objectives

Location

Other Location

Combined Communications - 1620 N. Rebecca St.-

Project Status

Active

New Project, Could be a shared global expense within the CCB ILA.

External Factors

The Spokane Fire Department has responsibility for maintaining the buildings and grounds of 16 fire stations and 5 other support facilities. These buildings receive constant use with the 17 of the 21 having 24-7-365 operations. While minor repairs and maintenance is funded through annual operating budgets, the current Management & Operations (M&O) budget will not cover these expenditures. Could be a shared global expense within the Combined Communications Building's (CCB) Interlocal Agreement (ILA).

Maintenance

*Maintenance of capital facilities, buildings and infrastructure has an impact on a Department's operating budget, and thus routine maintenance costs for new and ongoing projects are identified in the table below.*

	2022	2023	2024	2025	2026	2027	Total
Expected Annual Maintenance	\$0	\$0	\$0	\$0	\$0	\$0	\$0

Maintenance Comments

Could be a shared global expense within the CCB ILA.

Asset Management/Fire

Fire Facilities: CCB Generator Control System Upgrade

AM-2021-105

Spending

Project Phase	Prior Spending	2021	Estimated Spending							Total
			2022	2023	2024	2025	2026	2027	6 Year Total	
Purchases	\$0	\$0	\$150,000	\$0	\$0	\$0	\$0	\$0	\$150,000	\$150,000
Total	\$0	\$0	\$150,000	\$0	\$0	\$0	\$0	\$0	\$150,000	\$150,000

Funding

Funding Name	Source	Status*	Prior Funding	2021	Estimated Funding							Total
					2022	2023	2024	2025	2026	2027	6 Year Total	
REET1	Identified	Funded	\$0	\$0	\$150,000	\$0	\$0	\$0	\$0	\$0	\$150,000	\$150,000
Total			\$0	\$0	\$150,000	\$0	\$0	\$0	\$0	\$0	\$150,000	\$150,000

- \*Status definitions
- Unidentified: Funding source has not yet been determined
  - Identified: Funding source has been found, but not yet requested
  - Applied: Grant or loan application has been submitted, or budget has been requested
  - Awarded: Grant or loan has been offered but the contract has not yet been signed or budget has not yet been approved by Council
  - Encumbered: Project contract has been signed and funds have been allocated to spend on the project

Asset Management/Fire  
Fire Facilities: CCB Roof Replacement  
AM-2021-103

Executive Summary

The roof at Combined Communications is original and hasn't been replaced since the building was commissioned in 2003. It is a membrane roof that cannot be roofed over and requires special considerations for removal and replacement.

Project Justification

The roof is deteriorating and is in dire need of replacement. Constantly having to repair for leaks that continue to occur in areas that house critical emergency systems could impact public safety. Basic risk analysis indicates it is much better to prevent a failure rather than waiting for one to occur at this facility.

*This project meets the following comprehensive plan goals and/or policies:*

CFU1: Adequate Public Facilities and Services, CFU2: Concurrency, CFU4: Service Provision, CFU5: Environmental Concerns, CFU6: Multiple Objectives

Location

Other Location  
Combined Communications - 1620 N. Rebecca St.

Project Status

Active  
The Combined Communications roof was scheduled for replacement in 2020. When evaluated in mid-summer 2020, it was determined that an architectural and engineering assessment was needed prior to construction. Cortner Architectural Company has been selected and is under contract to do an architectural and engineering assessment of the existing roof of the Combined Communications Building (CCB). Could be a shared global expense within the CCB Interlocal Agreement (ILA).

External Factors

The Spokane Fire Department has responsibility for maintaining the buildings and grounds of 16 fire stations and 5 other support facilities. These buildings receive constant use with the 17 of the 21 having 24-7-365 operations. While minor repairs and maintenance is funded through annual operating budgets, the current Management & Operating (M&O) budget will not cover these expenditures. Could be a shared global expense within the CCB ILA.

Maintenance

*Maintenance of capital facilities, buildings and infrastructure has an impact on a Department's operating budget, and thus routine maintenance costs for new and ongoing projects are identified in the table below.*

	2022	2023	2024	2025	2026	2027	Total
Expected Annual Maintenance	\$0	\$0	\$0	\$0	\$0	\$0	\$0

Maintenance Comments

Could be a shared global expense within the CCB ILA.

Asset Management/Fire

Fire Facilities: CCB Roof Replacement

AM-2021-103

Spending

Project Phase	Prior Spending	2021	Estimated Spending							Total
			2022	2023	2024	2025	2026	2027	6 Year Total	
Construction	\$0	\$0	\$1,000,000	\$500,000	\$0	\$0	\$0	\$0	\$1,500,000	\$1,500,000
Design	\$0	\$52,850	\$0	\$57,163	\$0	\$0	\$0	\$0	\$57,163	\$110,013
Total	\$0	\$52,850	\$1,000,000	\$557,163	\$0	\$0	\$0	\$0	\$1,557,163	\$1,610,013

Funding

Funding Name	Source	Status*	Prior Funding	2021	Estimated Funding							Total
					2022	2023	2024	2025	2026	2027	6 Year Total	
CCB Fund	Local	Funded	\$0	\$52,850	\$0	\$0	\$0	\$0	\$0	\$0	\$0	\$52,850
REET1	Identified	Funded	\$0	\$0	\$1,000,000	\$57,163	\$0	\$0	\$0	\$0	\$1,557,163	\$1,557,163
Total			\$0	\$52,850	\$1,000,000	\$557,163	\$0	\$0	\$0	\$0	\$1,557,163	\$1,610,013

- \*Status definitions
- Unidentified: Funding source has not yet been determined
  - Identified: Funding source has been found, but not yet requested
  - Applied: Grant or loan application has been submitted, or budget has been requested
  - Awarded: Grant or loan has been offered but the contract has not yet been signed or budget has not yet been approved by Council
  - Encumbered: Project contract has been signed and funds have been allocated to spend on the project

**Asset Management/Fire****Fire Facilities: CCB UPS Replacement**

AM-2021-104

**Executive Summary**

The UPS (Uninterruptable Power Supply) at Combined Communications has been in continual service since 2003. The system needs to be replaced as it has surpassed its serviceable life. System failure is imminent which would impact critical public safety systems, service, and delivery.

**Project Justification**

The UPS (Uninterruptable Power Supply) at Combined Communications has been in continual service since the building was commissioned in 2003. Typical lifespan for a UPS is 10-15 years. The system needs to be replaced as it has aged out beyond its serviceable life and parts are no longer available. The UPS is a key component in providing clean conditioned power to critical equipment housed in this facility in addition to backup power when other power systems fail. Basic risk analysis indicates it is much better to prevent a catastrophic failure rather than waiting for one to occur that would impact critical public safety systems, service, and delivery.

*This project meets the following comprehensive plan goals and/or policies:*

CFU1: Adequate Public Facilities and Services, CFU2: Concurrency, CFU4: Service Provision, CFU5: Environmental Concerns, CFU6: Multiple Objectives

**Location**

Other Location

Combined Communications - 1620 N. Rebecca St.

**Project Status**

Active

New Project. Could be a shared global expense within the Combined Communications Building's (CCB) Interlocal Agreement (ILA).

**External Factors**

The Spokane Fire Department has responsibility for maintaining the buildings and grounds of 16 fire stations and 5 other support facilities. These buildings receive constant use with the 17 of the 21 having 24-7-365 operations. While minor repairs and maintenance is funded through annual operating budgets, the current M & O budget will not cover these expenditures. Could be a shared global expense within the CCB ILA.

**Maintenance**

*Maintenance of capital facilities, buildings and infrastructure has an impact on a Department's operating budget, and thus routine maintenance costs for new and ongoing projects are identified in the table below.*

	2022	2023	2024	2025	2026	2027	Total
Expected Annual Maintenance	\$5,000	\$5,200	\$5,408	\$5,624	\$5,849	\$6,083	\$33,164

**Maintenance Comments**

Could be a shared global expense within the CCB ILA.

Asset Management/Fire

Fire Facilities: CCB UPS Replacement

AM-2021-104

Spending

Project Phase	Prior Spending	2021	Estimated Spending							Total
			2022	2023	2024	2025	2026	2027	6 Year Total	
Design	\$0	\$0	\$50,000	\$0	\$0	\$0	\$0	\$0	\$50,000	\$50,000
Purchases	\$0	\$0	\$0	\$1,200,000	\$0	\$0	\$0	\$0	\$1,200,000	\$1,200,000
Total	\$0	\$0	\$50,000	\$1,200,000	\$0	\$0	\$0	\$0	\$1,250,000	\$1,250,000

Funding

Funding Name	Source	Status*	Prior Funding	2021	Estimated Funding							Total
					2022	2023	2024	2025	2026	2027	6 Year Total	
REET1	Identified	Funded	\$0	\$0	\$50,000	\$1,200,000	\$0	\$0	\$0	\$0	\$1,250,000	\$1,250,000
Total			\$0	\$0	\$50,000	\$1,200,000	\$0	\$0	\$0	\$0	\$1,250,000	\$1,250,000

- \*Status definitions
- Unidentified: Funding source has not yet been determined
  - Identified: Funding source has been found, but not yet requested
  - Applied: Grant or loan application has been submitted, or budget has been requested
  - Awarded: Grant or loan has been offered but the contract has not yet been signed or budget has not yet been approved by Council
  - Encumbered: Project contract has been signed and funds have been allocated to spend on the project

**Asset Management/Fire**

**Fire Facilities: Critical Roof Replacements**

AM-2017-130

**Executive Summary**

The Spokane Fire Department (SFD) is responsible for 16 fire stations + 5 other facilities. All facilities are in need of repairs. This project is for the most critical needs involving roofs. Fire Station 8, 14, and 15 were completed in 2020. Stations 16 & 17 were deferred in 2021.

**Project Justification**

If we continue to defer maintenance on these items, potential damages and injuries can occur to both the public and employees at these facilities.

*This project meets the following comprehensive plan goals and/or policies:*

CFU1: Adequate Public Facilities and Services, CFU2: Concurrency, CFU4: Service Provision, CFU5: Environmental Concerns, CFU6: Multiple Objectives

**Location**

Other Location

This program will include improvements at Fire Stations 2,3,7,8,9,11,13,14,15, 16, and 17. Total of 11 locations.

**Project Status**

Active

Asset management has assessed the roof condition of 11 fire stations requiring new roofs. Existing roof are 25+ years old. To manage construction and budget, roofs will be replaced at the rate of 3 - 4 stations per year, beginning in 2018.

**External Factors**

The Spokane Fire Department has responsibility for maintaining the buildings and grounds of 16 fire stations and 5 other support facilities. These buildings receive constant use with the 16 of the 21 having 24-7-365 operations. While minor repairs and maintenance are funded through annual operating budgets, the current M & O budget will not cover these expenditures.

**Maintenance**

*Maintenance of capital facilities, buildings and infrastructure has an impact on a Department's operating budget, and thus routine maintenance costs for new and ongoing projects are identified in the table below.*

	2022	2023	2024	2025	2026	2027	Total
Expected Annual Maintenance	\$0	\$0	\$0	\$0	\$0	\$0	\$0

**Maintenance Comments**

Normal life cycle of roof

Asset Management/Fire

Fire Facilities: Critical Roof Replacements

AM-2017-130

Spending

Project Phase	Prior Spending	2021	Estimated Spending							Total
			2022	2023	2024	2025	2026	2027	6 Year Total	
Construction	\$336,811	\$0	\$95,000	\$0	\$0	\$0	\$0	\$0	\$95,000	\$431,811
Total	\$336,811	\$0	\$95,000	\$0	\$0	\$0	\$0	\$0	\$95,000	\$431,811

Funding

Funding Name	Source	Status*	Prior Funding	2021	Estimated Funding							Total
					2022	2023	2024	2025	2026	2027	6 Year Total	
REET1	Identified	Funded	\$336,811	\$0	\$95,000	\$0	\$0	\$0	\$0	\$0	\$95,000	\$431,811
Total			\$336,811	\$0	\$95,000	\$0	\$0	\$0	\$0	\$0	\$95,000	\$431,811

- \*Status definitions
- Unidentified: Funding source has not yet been determined
  - Identified: Funding source has been found, but not yet requested
  - Applied: Grant or loan application has been submitted, or budget has been requested
  - Awarded: Grant or loan has been offered but the contract has not yet been signed or budget has not yet been approved by Council
  - Encumbered: Project contract has been signed and funds have been allocated to spend on the project

**Asset Management/Fire**  
**Fire Facilities: Facility Entry and Site Security**  
AM-2016-170

**Executive Summary**

The intent is to install more sophisticated entry and security systems at fire stations/fire facilities and sites. This is needed to only allow authorized entry and maintain records of who has entered the structure as well as to protect employee parking areas.

**Project Justification**

There is currently not a corporate wide entry or security system in fire stations or other fire facilities. There are thousands of dollars in city and personal property within those facilities that should have an enhanced level of security. Additionally employee parking areas need to be secure to prevent break-ins/car theft.

*This project meets the following comprehensive plan goals and/or policies:*

**Location**

Other Location

The central location for staging purposes will be at 1610 N. Rebecca or 44 W. Riverside. The actual locations are at fire station/ facilities that are spread throughout the City.

**Project Status**

Active

Fire Stations/ Facilities and grounds have limited security measures to limit access when city personnel are not within the facility. There is a need to install security systems that will allow proper access and maintain records of who entered the facilities. Providing fencing to secure employee parking will also be necessary.

**External Factors**

Coordination with a corporate/ enterprise wide security system.

**Maintenance**

*Maintenance of capital facilities, buildings and infrastructure has an impact on a Department's operating budget, and thus routine maintenance costs for new and ongoing projects are identified in the table below.*

	2022	2023	2024	2025	2026	2027	Total
Expected Annual Maintenance	\$0	\$0	\$0	\$0	\$0	\$0	\$0

**Maintenance Comments**

Maintenance (card/photo ID machines) can be covered in operations.

Asset Management/Fire

Fire Facilities: Facility Entry and Site Security

AM-2016-170

Spending

Project Phase	Prior Spending	2021	Estimated Spending							Total
			2022	2023	2024	2025	2026	2027	6 Year Total	
Purchases	\$0	\$0	\$0	\$25,800	\$26,632	\$27,497	\$28,397	\$24,333	\$132,659	\$132,659
Total	\$0	\$0	\$0	\$25,800	\$26,632	\$27,497	\$28,397	\$24,333	\$132,659	\$132,659

Funding

Funding Name	Source	Status*	Prior Funding	2021	Estimated Funding							Total
					2022	2023	2024	2025	2026	2027	6 Year Total	
Unknown	Unidentified	Unfunded	\$0	\$0	\$0	\$25,800	\$26,632	\$27,497	\$28,397	\$24,333	\$132,659	\$132,659
Total			\$0	\$0	\$0	\$25,800	\$26,632	\$27,497	\$28,397	\$24,333	\$132,659	\$132,659

\*Status definitions

- Unidentified: Funding source has not yet been determined
- Identified: Funding source has been found, but not yet requested
- Applied: Grant or loan application has been submitted, or budget has been requested
- Awarded: Grant or loan has been offered but the contract has not yet been signed or budget has not yet been approved by Council
- Encumbered: Project contract has been signed and funds have been allocated to spend on the project

Asset Management/Fire

Fire Facilities: Fire Station Office Renovation

AM-2021-97

Executive Summary

The Spokane Fire Department (SFD) is responsible for 16 fire stations + 5 other facilities. All facilities have levels of repair/ replacement that need attention. This project is for critical needs involving office facilities at the majority if not all of SFD stations.

Project Justification

If we continue to defer maintenance on these items, potential damages, injuries and health concerns can become a factor for both the public and for employees at these facilities. Better utilization/efficiency of the space will also be a benefit as a result.

*This project meets the following comprehensive plan goals and/or policies:*

CFU1: Adequate Public Facilities and Services, CFU2: Concurrency, CFU4: Service Provision, CFU5: Environmental Concerns, CFU6: Multiple Objectives

Location

Other Location

This program will include office renovation and improvements at all 16 Fire Stations.

Project Status

Active

Many of the Fire Station office facilities need to be renewed due to dilapidated furnishings, built-ins, and room surfaces. Upgraded office spaces will have solid durable work surfaces, cabinetry, lighting and extended use furnishings. These improvements will increase the longevity of the overall facility, improve ergonomics and increase utilization/efficiency of the spaces. Each Fire Station has an average total office area of 211 square feet.

External Factors

The Spokane Fire Department has responsibility for maintaining the buildings and grounds of 16 fire stations and 5 other support facilities. These buildings receive constant use with the 16 of the 21 having 24-7-365 operations. While minor repairs and maintenance is funded through annual operating budgets, the current Management & Operating (M&O) budget will not cover these expenditures.

Maintenance

*Maintenance of capital facilities, buildings and infrastructure has an impact on a Department’s operating budget, and thus routine maintenance costs for new and ongoing projects are identified in the table below.*

	2022	2023	2024	2025	2026	2027	Total
Expected Annual Maintenance	\$0	\$0	\$0	\$0	\$0	\$0	\$0

Maintenance Comments

**Asset Management/Fire****Fire Facilities: Fire Station Office Renovation**

AM-2021-97

**Spending**

Project Phase	Prior Spending	2021	Estimated Spending							Total
			2022	2023	2024	2025	2026	2027	6 Year Total	
Construction	\$0	\$0	\$0	\$0	\$276,908	\$312,906	\$353,584	\$399,550	\$1,342,948	\$1,342,948
Total	\$0	\$0	\$0	\$0	\$276,908	\$312,906	\$353,584	\$399,550	\$1,342,948	<b>\$1,342,948</b>

**Funding**

Funding Name	Source	Status*	Prior Funding	2021	Estimated Funding							Total
					2022	2023	2024	2025	2026	2027	6 Year Total	
Unknown	Unidentified	Unfunded	\$0	\$0	\$0	\$0	\$276,908	\$312,906	\$353,584	\$399,550	\$1,342,948	\$1,342,948
Total			\$0	\$0	\$0	\$0	\$276,908	\$312,906	\$353,584	\$399,550	\$1,342,948	<b>\$1,342,948</b>

**\*Status definitions**

- Unidentified: Funding source has not yet been determined
- Identified: Funding source has been found, but not yet requested
- Applied: Grant or loan application has been submitted, or budget has been requested
- Awarded: Grant or loan has been offered but the contract has not yet been signed or budget has not yet been approved by Council
- Encumbered: Project contract has been signed and funds have been allocated to spend on the project

Asset Management/Fire

Fire Facilities: HVAC and upgrades Sta. 1

AM-2017-79

Executive Summary

The outdated Heating, Ventilation, Air Conditioning (HVAC) can't support current usage and the boiler and rooftop units reached the end of their life cycle years ago. The project would replace outdated HVAC equipment and replace them with contemporary, energy-efficient HVAC devices.

Project Justification

Station 1 occupies the Firefighters and the Fire Prevention Division on the first floor and Fire Administration and support on the second. The current system has very few zones and is not well designed for the number and types of separations that exist. The system has reached its service life and must be replaced and upgraded to a more efficient system.

*This project meets the following comprehensive plan goals and/or policies:*

CFU1: Adequate Public Facilities and Services, CFU2: Concurrency, CFU4: Service Provision, CFU5: Environmental Concerns, CFU6: Multiple Objectives

Location

Other Location

This Fire Station and Fire Department Headquarters are co-located on the corner of Browne and Riverside at 44 W. Riverside Ave.

Project Status

Active

Fire Station 1 was built in 1978 and the HVAC system is old, inadequate and has exceeded its life expectancy.

External Factors

The current system is 36 years old and was not designed very well. The existing boiler and rooftop units have exceeded their useful service life and if we do not replace these soon, we will be without heat or air in the very near future.

Maintenance

*Maintenance of capital facilities, buildings and infrastructure has an impact on a Department's operating budget, and thus routine maintenance costs for new and ongoing projects are identified in the table below.*

	2022	2023	2024	2025	2026	2027	Total
Expected Annual Maintenance	\$20,000	\$20,000	\$0	\$0	\$0	\$0	\$40,000

Maintenance Comments

The newer system will be much more efficient than the current system. We use more energy than necessary due to the way the current system is designed. We are constantly cooling and heating at the same time in order to reach a balance in locations where there are no thermostats that control heating. The plus side is that over the years we have strived to construct our stations with less maintenance to operate in our choices of materials for all spaces which lowers the maintenance cost in the long run.

Asset Management/Fire

Fire Facilities: HVAC and upgrades Sta. 1

AM-2017-79

Spending

Project Phase	Prior Spending	2021	Estimated Spending							Total
			2022	2023	2024	2025	2026	2027	6 Year Total	
Construction	\$0	\$0	\$0	\$700,000	\$700,000	\$0	\$0	\$0	\$1,400,000	\$1,400,000
Planning	\$0	\$0	\$0	\$15,000	\$15,000	\$0	\$0	\$0	\$30,000	\$30,000
Total	\$0	\$0	\$0	\$715,000	\$715,000	\$0	\$0	\$0	\$1,430,000	\$1,430,000

Funding

Funding Name	Source	Status*	Prior Funding	2021	Estimated Funding							Total
					2022	2023	2024	2025	2026	2027	6 Year Total	
Unknown	Unidentified	Unfunded	\$0	\$0	\$0	\$715,000	\$715,000	\$0	\$0	\$0	\$1,430,000	\$1,430,000
Total			\$0	\$0	\$0	\$715,000	\$715,000	\$0	\$0	\$0	\$1,430,000	\$1,430,000

- \*Status definitions
- Unidentified: Funding source has not yet been determined
  - Identified: Funding source has been found, but not yet requested
  - Applied: Grant or loan application has been submitted, or budget has been requested
  - Awarded: Grant or loan has been offered but the contract has not yet been signed or budget has not yet been approved by Council
  - Encumbered: Project contract has been signed and funds have been allocated to spend on the project

Asset Management/Fire

Fire Facilities: Individual Bunkroom & Nursing Room Updates

AM-2021-39

Executive Summary

Renovate existing stations to accommodate a diverse workforce to allow men and women privacy while on the job, living, and working in the station. These areas include dorm rooms, bathrooms, locker rooms, and private nursing rooms. The separate areas will allow for individual company alerting.

Project Justification

The traditional open dorms are riddled with privacy concerns and contribute to sleep deprivation and transmission of viruses and diseases in large open spaces. Individual, gender-neutral design is based on best practices as well as a risk management concern.

*This project meets the following comprehensive plan goals and/or policies:*

CFU 1 ADEQUATE PUBLIC FACILITIES AND SERVICES CF 4 SERVICE PROVISION Provide public services in a manner that facilitates the efficient and effective delivery of services and meets current and future demand.

Location

Other Location  
All stations except (5, 6, 18)

Project Status

Active  
This is the initial introduction of this proposal.

External Factors

Since the subject is sensitive, nonregulated, and connected to the transmission of disease/illness, timing is imperative.

Maintenance

*Maintenance of capital facilities, buildings and infrastructure has an impact on a Department’s operating budget, and thus routine maintenance costs for new and ongoing projects are identified in the table below.*

	2022	2023	2024	2025	2026	2027	Total
Expected Annual Maintenance	\$0	\$0	\$0	\$10,000	\$0	\$0	\$10,000

Maintenance Comments

Routine M&O funding to maintain new spaces.

Asset Management/Fire

Fire Facilities: Individual Bunkroom & Nursing Room Updates

AM-2021-39

Spending

Project Phase	Prior Spending	2021	Estimated Spending							Total
			2022	2023	2024	2025	2026	2027	6 Year Total	
Construction	\$0	\$0	\$310,000	\$322,400	\$335,296	\$348,708	\$362,656	\$377,162	\$2,056,222	\$2,056,222
Design	\$0	\$0	\$100,000	\$0	\$0	\$0	\$0	\$0	\$100,000	\$100,000
Planning	\$0	\$0	\$50,000	\$0	\$0	\$0	\$0	\$0	\$50,000	\$50,000
Total	\$0	\$0	\$460,000	\$322,400	\$335,296	\$348,708	\$362,656	\$377,162	\$2,206,222	\$2,206,222

Funding

Funding Name	Source	Status*	Prior Funding	2021	Estimated Funding							Total
					2022	2023	2024	2025	2026	2027	6 Year Total	
REET1	Identified	Funded	\$0	\$0	\$460,000	\$322,400	\$335,296	\$348,708	\$362,656	\$377,162	\$2,206,222	\$2,206,222
Total			\$0	\$0	\$460,000	\$322,400	\$335,296	\$348,708	\$362,656	\$377,162	\$2,206,222	\$2,206,222

- \*Status definitions
- Unidentified: Funding source has not yet been determined
  - Identified: Funding source has been found, but not yet requested
  - Applied: Grant or loan application has been submitted, or budget has been requested
  - Awarded: Grant or loan has been offered but the contract has not yet been signed or budget has not yet been approved by Council
  - Encumbered: Project contract has been signed and funds have been allocated to spend on the project

Asset Management/Fire

Fire Facilities: Kitchen Renovations

AM-2021-101

Executive Summary

The Spokane Fire Department (SFD) is responsible for 16 fire stations + 5 other facilities. All facilities have levels of repair/ replacement that need attention. This project is for critical needs involving kitchen facilities at the majority if not all of SFD stations.

Project Justification

If we continue to defer maintenance on these items, potential damages, injuries and health concerns can become a factor for both the public and for employees at these facilities.

*This project meets the following comprehensive plan goals and/or policies:*

CFU1: Adequate Public Facilities and Services, CFU2: Concurrency, CFU4: Service Provision, CFU5: Environmental Concerns, CFU6: Multiple Objectives

Location

Other Location

This program will include kitchen renovation and improvements at all 16 Fire Stations and the Combined Communications Building (CCB).

Project Status

Active

Many of the Fire facilities kitchens need to be renewed due to dilapidated cabinetry, work surfaces, hardware, and appliances. Upgraded kitchen spaces will have solid durable work surfaces, cabinetry, lighting, safety systems, and industrial grade appliances. These improvements will increase the longevity of the overall facility, improve ergonomics, safety and general durability. Each Fire Station has an average total kitchen area of 375 square feet.

External Factors

The Spokane Fire Department has responsibility for maintaining the buildings and grounds of 16 fire stations and 5 other support facilities. These buildings receive constant use with the 16 of the 21 having 24-7-365 operations. While minor repairs and maintenance is funded through annual operating budgets, the current M & O budget will not cover these expenditures.

Maintenance

*Maintenance of capital facilities, buildings and infrastructure has an impact on a Department's operating budget, and thus routine maintenance costs for new and ongoing projects are identified in the table below.*

	2022	2023	2024	2025	2026	2027	Total
Expected Annual Maintenance	\$0	\$0	\$0	\$0	\$0	\$0	\$0

Maintenance Comments

Asset Management/Fire

Fire Facilities: Kitchen Renovations

AM-2021-101

Spending

Project Phase	Prior Spending	2021	Estimated Spending							Total
			2022	2023	2024	2025	2026	2027	6 Year Total	
Construction	\$0	\$0	\$0	\$0	\$613,125	\$554,265	\$626,319	\$707,740	\$2,501,449	\$2,501,449
Total	\$0	\$0	\$0	\$0	\$613,125	\$554,265	\$626,319	\$707,740	\$2,501,449	\$2,501,449

Funding

Funding Name	Source	Status*	Prior Funding	2021	Estimated Funding							Total
					2022	2023	2024	2025	2026	2027	6 Year Total	
Unknown	Unidentified	Unfunded	\$0	\$0	\$0	\$0	\$613,125	\$554,265	\$626,319	\$707,740	\$2,501,449	\$2,501,449
Total			\$0	\$0	\$0	\$0	\$613,125	\$554,265	\$626,319	\$707,740	\$2,501,449	\$2,501,449

- \*Status definitions
- Unidentified: Funding source has not yet been determined
  - Identified: Funding source has been found, but not yet requested
  - Applied: Grant or loan application has been submitted, or budget has been requested
  - Awarded: Grant or loan has been offered but the contract has not yet been signed or budget has not yet been approved by Council
  - Encumbered: Project contract has been signed and funds have been allocated to spend on the project

**Asset Management/Fire**

**Fire Facilities: Logistics Warehouse for Apparatus/Equipment**

AM-2021-60

**Executive Summary**

The Logistics Division has several de-centralized storage areas for apparatus, equipment, disposable supplies, and large caches. The Division is responsible for inventory management and asset tracking at the department's 16 fire stations & other Fire Department facilities.

**Project Justification**

The SFD Logistics division is a fully integrated supply chain providing procurement, inventory, distribution, and customer services. The Division could be realizing in cost-saving; via on-site warehouse space, integrated customer and courier services (e.g., uniforms, tools, PPE, uniforms, etc.) In 2020, the Logistics Division responded to over 2000 repair, replacement, and purchase orders for equipment, supplies, or services (e.g., COVID PPE). An on-site warehouse accomplishes the following strategic initiatives for SFD: Procurement reform and centralization – modernizing procurement policies, providing transparency, and centralizing purchasing functions with the larger organization. Strategic decision making –becoming an active participant with centralized services for better fiscal responsibility, budget planning, and projections. Workforce professionalization –promoting best business practices through timely and available procurements with on-hand accountability Performance measures – developing, tracking, and measuring performance and informing supply chain adjustments, and improve customer services. Regionalization – expanding relationships with agencies in the County to develop additional cooperative procurement opportunities (e.g., COVID and PPE distributions, equipment and pharmaceutical shortages, etc).

*This project meets the following comprehensive plan goals and/or policies:*

CFU1: Adequate Public Facilities and Services, CFU2: Concurrency, CFU4: Service Provision, CFU5: Environmental Concerns, CFU6: Multiple Objectives.

**Location**

Other Location

Spokane Fire Department (SFD) Training Campus, connected to existing shop building.

**Project Status**

Active

This is the initial introduction of this project. Funding unidentified.

**External Factors**

The longer the SFD continues the practice of decentralized storage, we will continue to spend needless time and money due to moving equipment (it can take over three hours for an on-duty company to switch into a reserve apparatus due to location and moving units), and impacts from the lack of asset management.

**Maintenance**

*Maintenance of capital facilities, buildings and infrastructure has an impact on a Department's operating budget, and thus routine maintenance costs for new and ongoing projects are identified in the table below.*

	2022	2023	2024	2025	2026	2027	Total
Expected Annual Maintenance	\$0	\$0	\$0	\$0	\$0	\$0	\$0

**Maintenance Comments**

Routine M&O funding to maintain new spaces

Asset Management/Fire

Fire Facilities: Logistics Warehouse for Apparatus/Equipment

AM-2021-60

Spending

Project Phase	Prior Spending	2021	Estimated Spending							Total
			2022	2023	2024	2025	2026	2027	6 Year Total	
Construction	\$0	\$0	\$0	\$0	\$0	\$1,000,000	\$0	\$0	\$1,000,000	\$1,000,000
Design	\$0	\$0	\$0	\$0	\$60,000	\$0	\$0	\$0	\$60,000	\$60,000
Planning	\$0	\$0	\$0	\$0	\$25,000	\$0	\$0	\$0	\$25,000	\$25,000
Total	\$0	\$0	\$0	\$0	\$85,000	\$1,000,000	\$0	\$0	\$1,085,000	\$1,085,000

Funding

Funding Name	Source	Status*	Prior Funding	2021	Estimated Funding							Total
					2022	2023	2024	2025	2026	2027	6 Year Total	
Unknown	Unidentified	Unfunded	\$0	\$0	\$0	\$0	\$85,000	\$1,000,000	\$0	\$0	\$1,085,000	\$1,085,000
Total			\$0	\$0	\$0	\$0	\$85,000	\$1,000,000	\$0	\$0	\$1,085,000	\$1,085,000

- \*Status definitions
- Unidentified: Funding source has not yet been determined
  - Identified: Funding source has been found, but not yet requested
  - Applied: Grant or loan application has been submitted, or budget has been requested
  - Awarded: Grant or loan has been offered but the contract has not yet been signed or budget has not yet been approved by Council
  - Encumbered: Project contract has been signed and funds have been allocated to spend on the project

Asset Management/Fire

Fire Facilities: Pathogen Pollution & Station Updates

AM-2017-133

Executive Summary

The Spokane Fire Department (SFD) has responsibility for 16 fire stations + 5 other facilities. All facilities have levels of repair/ replacement that need attention. The most important is to remove any porous material that can transmit pathogens or carcinogens to employees.

Project Justification

If we continue to defer maintenance on these items, potential damages and injuries can occur to both the public and employees at these facilities.

*This project meets the following comprehensive plan goals and/or policies:*

CFU1: Adequate Public Facilities and Services, CFU2; Concurrency, CFU4: Service Provision, CFU5: Environmental Concerns, CFU6: Multiple Objectives

Location

Other Location

This program would include improvements at all 21 Fire Department (FD) facilities throughout the City.

Project Status

Active

Currently, there are 21 FD properties with aging internal and external components. This project removes porous materials (carpet, older furnishings, ceiling areas) and repairs existing masonry, windows, flooring, cabinetry, and major legacy appliances that cannot be repaired.

External Factors

The SFD has responsibility for maintaining the buildings and grounds of 16 fire stations and 5 other support facilities. These buildings receive constant use with the 16 of the 21 having 24-7-365 operations. While minor repairs and maintenance is funded through annual operating budgets, the current M & O budget will not cover these expenditures.

Maintenance

*Maintenance of capital facilities, buildings and infrastructure has an impact on a Department’s operating budget, and thus routine maintenance costs for new and ongoing projects are identified in the table below.*

	2022	2023	2024	2025	2026	2027	Total
Expected Annual Maintenance	\$0	\$4,000	\$8,000	\$12,000	\$16,000	\$16,000	\$56,000

Maintenance Comments

Asset Management/Fire

Fire Facilities: Pathogen Pollution & Station Updates

AM-2017-133

Spending

Project Phase	Prior Spending	2021	Estimated Spending							Total
			2022	2023	2024	2025	2026	2027	6 Year Total	
Design	\$0	\$0	\$0	\$100,000	\$0	\$0	\$0	\$0	\$100,000	\$100,000
Planning	\$0	\$0	\$0	\$100,000	\$0	\$0	\$0	\$0	\$100,000	\$100,000
Purchases	\$0	\$0	\$0	\$0	\$1,084,868	\$1,045,003	\$1,046,804	\$1,065,542	\$4,242,217	\$4,242,217
Total	\$0	\$0	\$0	\$200,000	\$1,084,868	\$1,045,003	\$1,046,804	\$1,065,542	\$4,442,217	\$4,442,217

Funding

Funding Name	Source	Status*	Prior Funding	2021	Estimated Funding							Total
					2022	2023	2024	2025	2026	2027	6 Year Total	
Unknown	Unidentified	Unfunded	\$0	\$0	\$0	\$200,000	\$1,084,868	\$1,045,003	\$1,046,804	\$1,065,542	\$4,442,217	\$4,442,217
Total			\$0	\$0	\$0	\$200,000	\$1,084,868	\$1,045,003	\$1,046,804	\$1,065,542	\$4,442,217	\$4,442,217

\*Status definitions

- Unidentified: Funding source has not yet been determined
- Identified: Funding source has been found, but not yet requested
- Applied: Grant or loan application has been submitted, or budget has been requested
- Awarded: Grant or loan has been offered but the contract has not yet been signed or budget has not yet been approved by Council
- Encumbered: Project contract has been signed and funds have been allocated to spend on the project

Asset Management/Fire

Fire Facilities: Station 15 Relocation and Construction

AM-2021-93

Executive Summary

The project relocates the existing Fire Station 15 (2120 E Wellesley Ave) into a new facility on the property at Wellesley/Haven.

Project Justification

The current Station 15 is over 60 years old and requires immediate upgrades and construction to gain compliance with ADA, Life/Safety Systems, and department expectations and standards for apparatus/equipment storage, privacy, and safety. The current commercial and residential growth in Northeast Spokane combined with the North-South Freeway and Railroad construction highlights the need for closer Fire/Rescue resources to the Freeway Access.

*This project meets the following comprehensive plan goals and/or policies:*

CFU1: Adequate Public Facilities and Services, CFU2: Concurrency, CFU4: Service Provision, CFU5: Environmental Concerns, CFU6: Multiple Objectives

Location

Other Location

Wellesley/Haven

Project Status

Active

The project awaits a funding source but is in planning.

External Factors

The new construction project could leverage an opportunity to combine the SPD Precinct with Station 15 so that both agencies could benefit from the location and construct a building that meets the needs of public safety now and into the future.

Maintenance

*Maintenance of capital facilities, buildings and infrastructure has an impact on a Department’s operating budget, and thus routine maintenance costs for new and ongoing projects are identified in the table below.*

	2022	2023	2024	2025	2026	2027	Total
Expected Annual Maintenance	\$0	\$0	\$0	\$0	\$0	\$0	\$0

Maintenance Comments

Asset Management/Fire

Fire Facilities: Station 15 Relocation and Construction

AM-2021-93

Spending

Project Phase	Prior Spending	2021	Estimated Spending							Total
			2022	2023	2024	2025	2026	2027	6 Year Total	
Construction	\$0	\$0	\$0	\$0	\$0	\$8,500,000	\$0	\$0	\$8,500,000	\$8,500,000
Design	\$0	\$0	\$0	\$150,000	\$0	\$0	\$0	\$0	\$150,000	\$150,000
Land purchase	\$0	\$0	\$0	\$300,000	\$0	\$0	\$0	\$0	\$300,000	\$300,000
Planning	\$0	\$0	\$0	\$50,000	\$0	\$0	\$0	\$0	\$50,000	\$50,000
Purchases	\$0	\$0	\$0	\$0	\$0	\$1,000,000	\$0	\$0	\$1,000,000	\$1,000,000
Total	\$0	\$0	\$0	\$500,000	\$0	\$9,500,000	\$0	\$0	\$10,000,000	\$10,000,000

Funding

Funding Name	Source	Status*	Prior Funding	2021	Estimated Funding							Total
					2022	2023	2024	2025	2026	2027	6 Year Total	
Unknown	Unidentified	Unfunded	\$0	\$0	\$0	\$500,000	\$0	\$9,500,000	\$0	\$0	\$10,000,000	\$10,000,000
Total			\$0	\$0	\$0	\$500,000	\$0	\$9,500,000	\$0	\$0	\$10,000,000	\$10,000,000

- \*Status definitions
- Unidentified: Funding source has not yet been determined
  - Identified: Funding source has been found, but not yet requested
  - Applied: Grant or loan application has been submitted, or budget has been requested
  - Awarded: Grant or loan has been offered but the contract has not yet been signed or budget has not yet been approved by Council
  - Encumbered: Project contract has been signed and funds have been allocated to spend on the project

Asset Management/Fire  
Fire Facilities: Station 5 Permanent Construction

AM-2021-10

Executive Summary

The purchased land is at the intersection of Cheney/Spokane and SR 195. The project constructs a station on the location to properly serve the area with career staffing in a facility capable of meeting the needs of employees and the community into the future.

Project Justification

The current Station 5 was a renovated single-family home and designed, permitted, and modified as a temporary Station. The current residence lacks a required enclosed fire stairs/elevator lacks the ability for a large fire apparatus which is needed for the risk. The existing structure is non-compliant with the Americans with Disabilities Act (ADA), lacks adequate work/living space, no proper storage/repair space, and an inefficient employee health and fitness area. The current station location was a result of a temporary ordinance variance. The lack of funding to relocate has resulted in exceeding the variance limits.

*This project meets the following comprehensive plan goals and/or policies:*

CFU1: Adequate Public Facilities and Services, CFU2: Concurrency, CFU4: Service Provision, CFU5: Environmental Concerns, CFU6: Multiple Objectives

Location

Other Location  
Cheney/Spokane and 195

Project Status

Active  
Current location does not allow for increased apparatus capacity due to increased population growth and corresponding increased risks.

External Factors

Economic factors may provide an opportunity to sell the existing Station 5 house and 9 acres for tax-receiving development.

Maintenance

*Maintenance of capital facilities, buildings and infrastructure has an impact on a Department’s operating budget, and thus routine maintenance costs for new and ongoing projects are identified in the table below.*

	2022	2023	2024	2025	2026	2027	Total
Expected Annual Maintenance	\$0	\$0	\$0	\$0	\$0	\$0	\$0

Maintenance Comments

Asset Management/Fire

Fire Facilities: Station 5 Permanent Construction

AM-2021-10

Spending

Project Phase	Prior Spending	2021	Estimated Spending							Total
			2022	2023	2024	2025	2026	2027	6 Year Total	
Construction	\$0	\$0	\$0	\$0	\$7,000,000	\$0	\$0	\$0	\$7,000,000	\$7,000,000
Design	\$0	\$0	\$0	\$25,000	\$0	\$0	\$0	\$0	\$25,000	\$25,000
Land purchase	\$300,000	\$0	\$0	\$0	\$0	\$0	\$0	\$0	\$0	\$300,000
Planning	\$0	\$0	\$0	\$25,000	\$0	\$0	\$0	\$0	\$25,000	\$25,000
Total	\$300,000	\$0	\$0	\$50,000	\$7,000,000	\$0	\$0	\$0	\$7,050,000	\$7,350,000

Funding

Funding Name	Source	Status*	Prior Funding	2021	Estimated Funding							Total
					2022	2023	2024	2025	2026	2027	6 Year Total	
REET1	Identified	Funded	\$300,000	\$0	\$0	\$50,000	\$0	\$0	\$0	\$0	\$50,000	\$350,000
Unknown	Unidentified	Unfunded	\$0	\$0	\$0	\$0	\$7,000,000	\$0	\$0	\$0	\$7,000,000	\$7,000,000
Total			\$300,000	\$0	\$0	\$50,000	\$7,000,000	\$0	\$0	\$0	\$7,050,000	\$7,350,000

- \*Status definitions
- Unidentified: Funding source has not yet been determined
  - Identified: Funding source has been found, but not yet requested
  - Applied: Grant or loan application has been submitted, or budget has been requested
  - Awarded: Grant or loan has been offered but the contract has not yet been signed or budget has not yet been approved by Council
  - Encumbered: Project contract has been signed and funds have been allocated to spend on the project

Asset Management/Fire

Fire Facilities: Station 6 Station Construction Completion

AM-2012-358

Executive Summary

The initial lease of the land for Station 6 was for 5 years, until 2017. The City is requesting a new long-term lease from the Spokane International Airport (SIA). Anticipating the extension, additional work at Station 6 may not have to occur until a later date.

Project Justification

The City decided to annex the area and due to the size and number of incidents in the service area, the City determined to add an additional fire station to the area. If the land lease for the property on which the fire station is located, is not modified, the City may have to modify the fire station.

*This project meets the following comprehensive plan goals and/or policies:*

CFU1 CFU2 CFU4 CFU5 CFU6

Location

Other Location

This Fire Station is located on the West Plains at 1615 W. Spotted Road.

Project Status

Active

The City added a semi-permanent fire station (Fire Station 6) to the West Plains and began providing service as of 1-1-2012. The plan was to respond from this location for up to 5 years and review to see if this is the ideal location. If this turns out to be the best location for this station it will be necessary to solidify arrangements with SIA for a longer-term lease and then to construct around the apparatus bay and remove the temporary modular home to make this a more permanent fire station.

External Factors

Approval of a new lease is dependent on the SIA Board.

Maintenance

*Maintenance of capital facilities, buildings and infrastructure has an impact on a Department's operating budget, and thus routine maintenance costs for new and ongoing projects are identified in the table below.*

	2022	2023	2024	2025	2026	2027	Total
Expected Annual Maintenance	\$0	\$0	\$0	\$0	\$0	\$0	\$0

Maintenance Comments

Newer stations may be more energy efficient but they are also typically larger and have HVAC systems that continually exchange air in the building. This however may make for a safer environment for occupants it does cost more to heat/cool thus higher energy cost from typical older stations. The plus side is that over the years we have strived to construct our stations with less maintenance to operate in our choices of materials for all spaces which lowers the maintenance cost in the long run.

Asset Management/Fire

Fire Facilities: Station 6 Station Construction Completion

AM-2012-358

Spending

Project Phase	Prior Spending	2021	Estimated Spending							Total
			2022	2023	2024	2025	2026	2027	6 Year Total	
Construction	\$0	\$0	\$0	\$0	\$0	\$4,000,000	\$0	\$0	\$4,000,000	\$4,000,000
Design	\$0	\$0	\$0	\$0	\$25,000	\$0	\$0	\$0	\$25,000	\$25,000
Planning	\$0	\$0	\$0	\$0	\$25,000	\$0	\$0	\$0	\$25,000	\$25,000
Total	\$0	\$0	\$0	\$0	\$50,000	\$4,000,000	\$0	\$0	\$4,050,000	\$4,050,000

Funding

Funding Name	Source	Status*	Prior Funding	2021	Estimated Funding							Total
					2022	2023	2024	2025	2026	2027	6 Year Total	
Unknown	Unidentified	Unfunded	\$0	\$0	\$0	\$0	\$50,000	\$4,000,000	\$0	\$0	\$4,050,000	\$4,050,000
Total			\$0	\$0	\$0	\$0	\$50,000	\$4,000,000	\$0	\$0	\$4,050,000	\$4,050,000

- \*Status definitions
- Unidentified: Funding source has not yet been determined
  - Identified: Funding source has been found, but not yet requested
  - Applied: Grant or loan application has been submitted, or budget has been requested
  - Awarded: Grant or loan has been offered but the contract has not yet been signed or budget has not yet been approved by Council
  - Encumbered: Project contract has been signed and funds have been allocated to spend on the project

Asset Management/Fire

Fire Facilities: Station 7 Renovation

AM-2021-31

Executive Summary

Fire Station 7 (1901 E First Ave) is 61-years old and in dire need of renovation to life-safety systems, bunk and living areas, and apparatus/storage areas. The project would update the station.

Project Justification

The station is in poor condition. Architecturally, this building is not compliant or efficient.

*This project meets the following comprehensive plan goals and/or policies:*

CFU1: Adequate Public Facilities and Services, CFU2: Concurrency, CFU4: Service Provision, CFU5: Environmental Concerns, CFU6: Multiple Objectives

Location

Other Location

1901 E First Ave

Project Status

Active

This is an ongoing notification of this project need.

External Factors

The Station has reached end-of-service unless action is taken.

Maintenance

*Maintenance of capital facilities, buildings and infrastructure has an impact on a Department’s operating budget, and thus routine maintenance costs for new and ongoing projects are identified in the table below.*

	2022	2023	2024	2025	2026	2027	Total
Expected Annual Maintenance	\$0	\$0	\$0	\$0	\$0	\$0	\$0

Maintenance Comments

Asset Management/Fire

Fire Facilities: Station 7 Renovation

AM-2021-31

Spending

Project Phase	Prior Spending	2021	Estimated Spending							Total
			2022	2023	2024	2025	2026	2027	6 Year Total	
Construction	\$0	\$0	\$0	\$0	\$3,000,000	\$0	\$0	\$0	\$3,000,000	\$3,000,000
Design	\$0	\$0	\$0	\$150,000	\$0	\$0	\$0	\$0	\$150,000	\$150,000
Planning	\$0	\$0	\$0	\$50,000	\$0	\$0	\$0	\$0	\$50,000	\$50,000
Total	\$0	\$0	\$0	\$200,000	\$3,000,000	\$0	\$0	\$0	\$3,200,000	\$3,200,000

Funding

Funding Name	Source	Status*	Prior Funding	2021	Estimated Funding							Total
					2022	2023	2024	2025	2026	2027	6 Year Total	
Unknown	Unidentified	Unfunded	\$0	\$0	\$0	\$200,000	\$3,000,000	\$0	\$0	\$0	\$3,200,000	\$3,200,000
Total			\$0	\$0	\$0	\$200,000	\$3,000,000	\$0	\$0	\$0	\$3,200,000	\$3,200,000

- \*Status definitions
- Unidentified: Funding source has not yet been determined
  - Identified: Funding source has been found, but not yet requested
  - Applied: Grant or loan application has been submitted, or budget has been requested
  - Awarded: Grant or loan has been offered but the contract has not yet been signed or budget has not yet been approved by Council
  - Encumbered: Project contract has been signed and funds have been allocated to spend on the project

Asset Management/Fire

Fire Facilities: Station Alerting System

AM-2021-82

Executive Summary

The system interfaces with the Computer Aided Dispatch (CAD)/City data & radio networks, and paging system. The alert system accommodates system connections to lighting control, cell phone paging, voice radios, doorbell buttons, LED message Signs, HDTV, audio amplifiers, and speakers in the Station.

Project Justification

The currently deployed system was installed pre-1990 and is outdated and beyond its service capability. Delays have occurred during all significant/high volume periods in the City and County when the existing system 'stacks' notifications or wholly failed due to volume. The new FSA system will include audible and visual devices that will deliver automatic dispatch alerts in multiple voice options to one or multiple stations in less than one second. The new system will help reduce or eliminate patient on-hold time and shave valuable seconds—even minutes—off response times. It will also increase firefighters' mental preparedness with clear and consistent vocalization of the alert, which helps units respond more quickly and efficiently. Heart attacks are the second leading cause of death for firefighters. This system will reduce cardiac stress, anxiety, optical shock, and sleep deprivation with ascending tones and zoned alerting. It will also increase firefighters' health, safety, and quality of life

*This project meets the following comprehensive plan goals and/or policies:*

CFU1: Adequate Public Facilities and Services, CFU2: Concurrency, CFU4: Service Provision, CFU5: Environmental Concerns, CFU6: Multiple Objectives

Location

Other Location

All 16 Stations within the City of Spokane Fire Department.

Project Status

Active

A Modern Station Alerting System for 16 SFD Stations. The system shall interface with the Agency’s existing CAD and radio systems and communicate using TCP/IP over the Fire Department’s Wide-Area Network (WAN). The desired system allows the stacking and simultaneous alerting of response units, speeding up the deployment of the first responders.

External Factors

The Spokane Fire Department (SFD) has suffered numerous losses due to cardiac disease that we believe may have a nexus to the method used for incident notification. The new system is required to have 'heart-friendly' features such as escalating audio and subdued lighting at night. All of the vendor's 'heart-friendly' features are an essential requirement of the system to reduce cardiovascular risk from sudden shocks.

Maintenance

*Maintenance of capital facilities, buildings and infrastructure has an impact on a Department’s operating budget, and thus routine maintenance costs for new and ongoing projects are identified in the table below.*

	2022	2023	2024	2025	2026	2027	Total
Expected Annual Maintenance	\$0	\$0	\$0	\$0	\$0	\$0	\$0

Maintenance Comments

Asset Management/Fire

Fire Facilities: Station Alerting System

AM-2021-82

Spending

Project Phase	Prior Spending	2021	Estimated Spending							Total
			2022	2023	2024	2025	2026	2027	6 Year Total	
Purchases	\$0	\$0	\$0	\$400,000	\$0	\$0	\$0	\$0	\$400,000	\$400,000
Total	\$0	\$0	\$0	\$400,000	\$0	\$0	\$0	\$0	\$400,000	\$400,000

Funding

Funding Name	Source	Status*	Prior Funding	2021	Estimated Funding							Total
					2022	2023	2024	2025	2026	2027	6 Year Total	
Unknown	Unidentified	Unfunded	\$0	\$0	\$0	\$400,000	\$0	\$0	\$0	\$0	\$400,000	\$400,000
Total			\$0	\$0	\$0	\$400,000	\$0	\$0	\$0	\$0	\$400,000	\$400,000

- \*Status definitions
- Unidentified: Funding source has not yet been determined
  - Identified: Funding source has been found, but not yet requested
  - Applied: Grant or loan application has been submitted, or budget has been requested
  - Awarded: Grant or loan has been offered but the contract has not yet been signed or budget has not yet been approved by Council
  - Encumbered: Project contract has been signed and funds have been allocated to spend on the project

Asset Management/Fire

Fire Facilities: Station Fire Suppression & Alarm Systems

AM-2015-123

Executive Summary

All prototypical stations have fire sprinkler system coverage of 50% of the building as required when originally built. This project completes the full fire sprinkler of the listed stations. Also provides suppression systems for the CCB & Station 1 IT spaces (non-conductive suppression system).

Project Justification

Full fire suppression and smoke and fire detection systems will protect firefighters and city property- two of our greatest assets. Funding will also provide for central monitoring & reporting from our own dispatch center, for enhanced protection. All prototypical stations have fire sprinkler systems for half the station in areas as required when originally built.

*This project meets the following comprehensive plan goals and/or policies:*

CFU1: Adequate Public Facilities and Services,CFU4: Service Provision, CFU6: Multiple Objectives

Location

Other Location

These will be done at: Fire Stations 1, 2, 3, 7, 8, 9, 11, 13, 14, 15, 16, 17, the Combined Communications Building, and areas of Station 1 that are utilized for Information Technology (IT) purposes.

Project Status

Active

This project is to fund the completion of fire sprinkler systems in 12 of our 16 current fire stations. Included are central fire and smoke detector systems that never existed.

External Factors

Coordination of installation would be necessary around the activities of active fire stations.

Maintenance

*Maintenance of capital facilities, buildings and infrastructure has an impact on a Department's operating budget, and thus routine maintenance costs for new and ongoing projects are identified in the table below.*

	2022	2023	2024	2025	2026	2027	Total
Expected Annual Maintenance	\$5,000	\$5,000	\$0	\$0	\$0	\$0	\$10,000

Maintenance Comments

With increase of size and number of sprinkler heads and alarm systems higher cost for third party testing will need additional funding to cover these cost but these are a fraction of potential losses from just one fire or accidental discharge.

Asset Management/Fire

Fire Facilities: Station Fire Suppression & Alarm Systems

AM-2015-123

Spending

Project Phase	Prior Spending	2021	Estimated Spending							Total
			2022	2023	2024	2025	2026	2027	6 Year Total	
Construction	\$0	\$0	\$0	\$2,000,000	\$2,000,000	\$2,000,000	\$2,000,000	\$2,000,000	\$10,000,000	\$10,000,000
Design	\$0	\$0	\$0	\$250,000	\$0	\$0	\$0	\$0	\$250,000	\$250,000
Planning	\$0	\$0	\$0	\$50,000	\$0	\$0	\$0	\$0	\$50,000	\$50,000
Total	\$0	\$0	\$0	\$2,300,000	\$2,000,000	\$2,000,000	\$2,000,000	\$2,000,000	\$10,300,000	\$10,300,000

Funding

Funding Name	Source	Status*	Prior Funding	2021	Estimated Funding							Total
					2022	2023	2024	2025	2026	2027	6 Year Total	
Fire Safety/Suppression Systems	Unidentified	Unfunded	\$0	\$0	\$0	\$2,300,000	\$2,000,000	\$2,000,000	\$2,000,000	\$2,000,000	\$10,300,000	\$10,300,000
Total			\$0	\$0	\$0	\$2,300,000	\$2,000,000	\$2,000,000	\$2,000,000	\$2,000,000	\$10,300,000	\$10,300,000

- \*Status definitions
- Unidentified: Funding source has not yet been determined
  - Identified: Funding source has been found, but not yet requested
  - Applied: Grant or loan application has been submitted, or budget has been requested
  - Awarded: Grant or loan has been offered but the contract has not yet been signed or budget has not yet been approved by Council
  - Encumbered: Project contract has been signed and funds have been allocated to spend on the project

Asset Management/Fire

Fire Facilities: Station Shower Upgrade

AM-2021-100

Executive Summary

The Spokane Fire Department (SFD) is responsible for 16 fire stations + 5 other facilities. All facilities have levels of repair/ replacement that need attention. This project is for the most critical needs involving shower facilities at the majority if not all of SFD stations.

Project Justification

If we continue to defer maintenance on these items, potential damages, injuries and health concerns can become a factor for both the public and for employees at these facilities.

*This project meets the following comprehensive plan goals and/or policies:*

CFU1: Adequate Public Facilities and Services, CFU2: Concurrency, CFU4: Service Provision, CFU5: Environmental Concerns, CFU6: Multiple Objectives

Location

Other Location

This program will potentially include shower and bathroom improvements at all 16 Fire Stations.

Project Status

Active

Many of the Fire Station shower facilities have failing tile systems that are allowing water to leak inside walls and which have the potential for a significant mold problem/health issue. Upgraded showers will have solid surface pans and walls that have much lower potential for water leakage. Each Fire Station has on average, (3) showers.

External Factors

The Spokane Fire Department has responsibility for maintaining the buildings and grounds of 16 fire stations and 5 other support facilities. These buildings receive constant use with the 16 of the 21 having 24-7-365 operations. While minor repairs and maintenance is funded through annual operating budgets, the current M & O budget will not cover these expenditures.

Maintenance

*Maintenance of capital facilities, buildings and infrastructure has an impact on a Department’s operating budget, and thus routine maintenance costs for new and ongoing projects are identified in the table below.*

	2022	2023	2024	2025	2026	2027	Total
Expected Annual Maintenance	\$0	\$0	\$0	\$0	\$0	\$0	\$0

Maintenance Comments

**Asset Management/Fire****Fire Facilities: Station Shower Upgrade**

AM-2021-100

**Spending**

Project Phase	Prior Spending	2021	Estimated Spending							Total
			2022	2023	2024	2025	2026	2027	6 Year Total	
Construction	\$0	\$0	\$0	\$0	\$230,432	\$239,580	\$249,163	\$194,387	\$913,562	\$913,562
Total	\$0	\$0	\$0	\$0	\$230,432	\$239,580	\$249,163	\$194,387	\$913,562	<b>\$913,562</b>

**Funding**

Funding Name	Source	Status*	Prior Funding	2021	Estimated Funding							Total
					2022	2023	2024	2025	2026	2027	6 Year Total	
Unknown	Unidentified	Unfunded	\$0	\$0	\$0	\$0	\$230,432	\$239,580	\$249,163	\$194,387	\$913,562	\$913,562
Total			\$0	\$0	\$0	\$0	\$230,432	\$239,580	\$249,163	\$194,387	\$913,562	<b>\$913,562</b>

**\*Status definitions**

- Unidentified: Funding source has not yet been determined
- Identified: Funding source has been found, but not yet requested
- Applied: Grant or loan application has been submitted, or budget has been requested
- Awarded: Grant or loan has been offered but the contract has not yet been signed or budget has not yet been approved by Council
- Encumbered: Project contract has been signed and funds have been allocated to spend on the project

Asset Management/Fire

Fire Facilities: Training Campus Additions

AM-2021-92

Executive Summary

The project adds crucial repairs to the Class A burn building, non-gender outdoor shelter/restrooms for personnel in contaminated Personal Protective Equipment (PPE), and a Type V residential prop.

Project Justification

Class A Burn Building- Several inspectors have evaluated the structure over 15 years. While the inspections resulted in repairs, the efforts were temporary and failed quickly under the rigors of heat and force placed upon the props during evolutions. There are many cracks, concrete degradation, and structural deficiencies that need immediate attention. Outdoor Restroom/Shelter- Restrooms utilized during live training can introduce challenges for all genders, and existing facilities allow cross-contamination into seemingly clean areas. The shelter would provide the means to use a purposefully oversized restroom (for use with PPE) and eliminate delays in evolutions. The shelter would also provide respite from inclement weather and debriefings. Type V Prop- the majority of fire incidents occur in single-family residences and searching for savable victims is a skill that requires constant practice. The SFD currently does not have a prop that is configurable to allow staff to modify the floorplan and situation. The lack of flexibility limits the training staff's ability to prepare our firefighters for the real-world situations that they will experience (tight hallways, corners, hoarding, etc).

*This project meets the following comprehensive plan goals and/or policies:*

CFU1: Adequate Public Facilities and Services, CFU2: Concurrency, CFU4: Service Provision, CFU5: Environmental Concerns, CFU6: Multiple Objectives

Location

Other Location

1608-1620 N Rebecca

Project Status

Active

Project currently remaining in planning phase until funded.

External Factors

The life of the burn building without intervention is short.

Maintenance

*Maintenance of capital facilities, buildings and infrastructure has an impact on a Department's operating budget, and thus routine maintenance costs for new and ongoing projects are identified in the table below.*

	2022	2023	2024	2025	2026	2027	Total
Expected Annual Maintenance	\$0	\$0	\$0	\$0	\$0	\$0	\$0

Maintenance Comments

Asset Management/Fire

Fire Facilities: Training Campus Additions

AM-2021-92

Spending

Project Phase	Prior Spending	2021	Estimated Spending							Total
			2022	2023	2024	2025	2026	2027	6 Year Total	
Construction	\$0	\$0	\$0	\$0	\$250,000	\$150,000	\$400,000	\$0	\$800,000	\$800,000
Design	\$0	\$0	\$0	\$30,000	\$0	\$0	\$0	\$0	\$30,000	\$30,000
Planning	\$0	\$0	\$0	\$30,000	\$0	\$0	\$0	\$0	\$30,000	\$30,000
Total	\$0	\$0	\$0	\$60,000	\$250,000	\$150,000	\$400,000	\$0	\$860,000	\$860,000

Funding

Funding Name	Source	Status*	Prior Funding	2021	Estimated Funding							Total
					2022	2023	2024	2025	2026	2027	6 Year Total	
Unknown	Unidentified	Unfunded	\$0	\$0	\$0	\$10,000	\$0	\$150,000	\$0	\$0	\$860,000	\$860,000
Total			\$0	\$0	\$0	\$60,000	\$250,000	\$150,000	\$400,000	\$0	\$860,000	\$860,000

- \*Status definitions
- Unidentified: Funding source has not yet been determined
  - Identified: Funding source has been found, but not yet requested
  - Applied: Grant or loan application has been submitted, or budget has been requested
  - Awarded: Grant or loan has been offered but the contract has not yet been signed or budget has not yet been approved by Council
  - Encumbered: Project contract has been signed and funds have been allocated to spend on the project

Asset Management/Fire

Fire Facilities: Training Center Expansion

AM-2021-77

Executive Summary

The project adds restrooms that are compliant with the Americans with Disabilities Act (ADA), staff office space, classrooms, and an expanded cafeteria area for students, meeting participants, and cadre.

Project Justification

The SFD has outgrown the existing footprint and capability of the Training Center. When the building was constructed initially, it was built to allow for two additional phases that would expand north with additional classrooms/cafeteria and south for restrooms and office space.

*This project meets the following comprehensive plan goals and/or policies:*

CFU1: Adequate Public Facilities and Services, CFU2: Concurrency, CFU4: Service Provision, CFU5: Environmental Concerns, CFU6: Multiple Objectives

Location

Other Location

1618 North Rebecca

Project Status

Active

The Spokane Fire Department (SFD) has outgrown the existing footprint and capability of the Training Center. When the building was constructed initially, it was built to allow for two additional phases that would expand north with additional classrooms/cafeteria and south for restrooms and office space.

External Factors

Availability of construction resources.

Maintenance

*Maintenance of capital facilities, buildings and infrastructure has an impact on a Department’s operating budget, and thus routine maintenance costs for new and ongoing projects are identified in the table below.*

	2022	2023	2024	2025	2026	2027	Total
Expected Annual Maintenance	\$0	\$0	\$0	\$0	\$0	\$0	\$0

Maintenance Comments

Asset Management/Fire

Fire Facilities: Training Center Expansion

AM-2021-77

Spending

Project Phase	Prior Spending	2021	Estimated Spending							Total
			2022	2023	2024	2025	2026	2027	6 Year Total	
Construction	\$0	\$0	\$0	\$0	\$3,000,000	\$0	\$0	\$0	\$3,000,000	\$3,000,000
Design	\$0	\$0	\$0	\$75,000	\$0	\$0	\$0	\$0	\$75,000	\$75,000
Planning	\$0	\$0	\$0	\$75,000	\$0	\$0	\$0	\$0	\$75,000	\$75,000
Purchases	\$0	\$0	\$0	\$0	\$500,000	\$0	\$0	\$0	\$500,000	\$500,000
Total	\$0	\$0	\$0	\$150,000	\$3,500,000	\$0	\$0	\$0	\$3,650,000	\$3,650,000

Funding

Funding Name	Source	Status*	Prior Funding	2021	Estimated Funding							Total
					2022	2023	2024	2025	2026	2027	6 Year Total	
Unknown	Unidentified	Unfunded	\$0	\$0	\$0	\$75,000	\$0	\$0	\$0	\$0	\$3,650,000	\$3,650,000
Total			\$0	\$0	\$0	\$150,000	\$3,500,000	\$0	\$0	\$0	\$3,650,000	\$3,650,000

- \*Status definitions
- Unidentified: Funding source has not yet been determined
  - Identified: Funding source has been found, but not yet requested
  - Applied: Grant or loan application has been submitted, or budget has been requested
  - Awarded: Grant or loan has been offered but the contract has not yet been signed or budget has not yet been approved by Council
  - Encumbered: Project contract has been signed and funds have been allocated to spend on the project

Asset Management/Fire

Fire Facilities: Urgent Repair Fieldhouse & Training Bldg.

AM-2020-63

Executive Summary

Replace/Overlay existing, original construction membrane roof that is over 15 years old and in need of regular patching.

Project Justification

The existing roof surface is significantly deteriorating and in need of regular patching every year to patch sections that have delaminated to the point of allowing water seepage and penetration to the interior of the structure.

*This project meets the following comprehensive plan goals and/or policies:*

CFU1: Adequate Public Facilities and Services, CFU2: Concurrency, CFU4: Service Provision, CFU5: Environmental Concerns, CFU6: Multiple Objectives.

Location

Other Location

The Spokane Fire Department (SFD) Training Campus - Training Admin at 1618 and Field House at 1614 N Rebecca St.

Project Status

Active

The project was planned for Summer 2021. The department was anticipating bids and walk-through in Spring 2021. The project's completion date needs to be prior to later fall in preparation for inclement weather.

External Factors

The SFD has responsibility for maintaining the buildings and grounds of 16 fire stations and 5 additional facilities. These buildings receive constant use - 16 of them having 24/7/365 operations. While minor repairs and maintenance are funded through annual operating budgets, the current Maintenance and Operation budget will not cover these expenditures.

Maintenance

*Maintenance of capital facilities, buildings and infrastructure has an impact on a Department's operating budget, and thus routine maintenance costs for new and ongoing projects are identified in the table below.*

	2022	2023	2024	2025	2026	2027	Total
Expected Annual Maintenance	\$0	\$0	\$0	\$0	\$0	\$0	\$0

Maintenance Comments

Asset Management/Fire

Fire Facilities: Urgent Repair Fieldhouse & Training Bldg.

AM-2020-63

Spending

Project Phase	Prior Spending	2021	Estimated Spending							Total
			2022	2023	2024	2025	2026	2027	6 Year Total	
Construction	\$0	\$0	\$0	\$125,000	\$75,000	\$0	\$0	\$0	\$200,000	\$200,000
Total	\$0	\$0	\$0	\$125,000	\$75,000	\$0	\$0	\$0	\$200,000	\$200,000

Funding

Funding Name	Source	Status*	Prior Funding	2021	Estimated Funding							Total
					2022	2023	2024	2025	2026	2027	6 Year Total	
Unknown	Unidentified	Unfunded	\$0	\$0	\$0	\$125,000	\$75,000	\$0	\$0	\$0	\$200,000	\$200,000
Total			\$0	\$0	\$0	\$125,000	\$75,000	\$0	\$0	\$0	\$200,000	\$200,000

- \*Status definitions
- Unidentified: Funding source has not yet been determined
  - Identified: Funding source has been found, but not yet requested
  - Applied: Grant or loan application has been submitted, or budget has been requested
  - Awarded: Grant or loan has been offered but the contract has not yet been signed or budget has not yet been approved by Council
  - Encumbered: Project contract has been signed and funds have been allocated to spend on the project

Asset Management/General Fund

City Hall Elevator Modernization Phase II

AM-2019-17

Executive Summary

Elevator modernization including all new Vandal Resistant Stainless Steel fixtures & LED Light upgrades inside cars. New hall stations, combo lantern and position indicators above cars, and a new code compliant main operating control panel.

Project Justification

It will complete the elevator modernization project started 10+ years ago. It will bring all of the cars up to the Spokane Municipal Code (SMC), Washington Administrative Code (WAC), and the Americans with Disabilities Act (ADA) requirements by adding a hands free emergency call box and new main operating control panel. It will save energy by switching to LED.

*This project meets the following comprehensive plan goals and/or policies:*

Location

Other Location

City Hall.

Project Status

Active

Phase I completed over 10 years ago.

External Factors

Maintenance

*Maintenance of capital facilities, buildings and infrastructure has an impact on a Department’s operating budget, and thus routine maintenance costs for new and ongoing projects are identified in the table below.*

	2022	2023	2024	2025	2026	2027	Total
Expected Annual Maintenance	\$0	\$0	\$0	\$0	\$0	\$0	\$0

Maintenance Comments

**Asset Management/General Fund****City Hall Elevator Modernization Phase II**

AM-2019-17

**Spending**

Project Phase	Prior Spending	2021	Estimated Spending							Total
			2022	2023	2024	2025	2026	2027	6 Year Total	
Construction	\$0	\$0	\$0	\$135,000	\$0	\$0	\$0	\$0	\$135,000	\$135,000
Total	\$0	\$0	\$0	\$135,000	\$0	\$0	\$0	\$0	\$135,000	\$135,000

**Funding**

Funding Name	Source	Status*	Prior Funding	2021	Estimated Funding							Total
					2022	2023	2024	2025	2026	2027	6 Year Total	
Fund 5900 Reserves	Identified	Funded	\$0	\$0	\$0	\$135,000	\$0	\$0	\$0	\$0	\$135,000	\$135,000
Total			\$0	\$0	\$0	\$135,000	\$0	\$0	\$0	\$0	\$135,000	\$135,000

**\*Status definitions**

- Unidentified: Funding source has not yet been determined
- Identified: Funding source has been found, but not yet requested
- Applied: Grant or loan application has been submitted, or budget has been requested
- Awarded: Grant or loan has been offered but the contract has not yet been signed or budget has not yet been approved by Council
- Encumbered: Project contract has been signed and funds have been allocated to spend on the project

**Asset Management/General Fund****City Hall HVAC Upgrade Phase II**

AM-2019-3

**Executive Summary**

New VAV's on floors 1-4 (96) and LL VAV's (5) with fp, nfp boxes and hw reheat coils. Add freq. drives for AH-1 sf and rf. DDC for new equip. Retro commission/controls optimization of entire facility including Phase I work. ID components operating out of calibration and replace as necessary.

**Project Justification**

Precise zone control provides the most energy efficient operation by adding the ability to precisely schedule boxes to tailor around occupants. Provides means for City Hall maintenance staff to troubleshoot and repair boxes more effectively by bringing them on the DDC system. Currently there is no means for staff to know there is an issue until a complaint is received and an investigation is performed. Control and oversight capability will provide the highest levels of comfort available for the occupants. Energy efficiency will be improved by replacing old boxes that have lost efficiency due to age. Old water source VAV boxes lose efficiency due to fouling coils and are more prone to maintenance issues, mainly leaks. The air compressor that currently operates 24/7 providing the air for the current pneumatic system would be rendered obsolete. The benefit of this is twofold. First would be the obvious elimination of a piece of equipment consuming electrical energy virtually every day all year long. The second benefit would be the elimination of a variable in the HVAC system that should not be there in 2019. If the air stops pumping, HVAC is down from floors 1-4 until it can be repaired. The elimination of a piece of mechanical equipment and associated air lines would greatly enhance the reliability of the system, as parts for a system that is obsolete are increasingly hard to acquire and expensive. Extending the operational life of AH-1 while improving the efficiency by allowing the supply and return fans to modulate according to the demand on the system. Running the fans at lower RPMs extend their life and reduces their energy consumption. Controls Optimization and retro commissioning will ensure investments made in Phase I are operating at their optimum levels as well as tying in the new upgrades into the same controls sequence. Identifying components that are failed or out of calibration will ensure the most energy efficient operation of the building.

*This project meets the following comprehensive plan goals and/or policies:*

CFU 1.2 Operational Efficiency CFU 1.3 Maintenance

**Location**

Other Location

City Hall. 808 W. Spokane Falls Blvd

**Project Status**

Active

Phase I of the City Hall HVAC upgrade completed in 2008. Upgrades included 2 new boilers, chiller, cooling tower, rooftop AHU, Fanwall serving floors 1-4, VAV boxes on floors 5 thru 7, new DDC controls for all new equipment.

Notes: VAV = Variable Air Volume [energy-efficient HVAC system]. FP = Fan-Powered. NFP = Non-Fan-Powered.

HW = Hot Water. AHU = Air Handling Unit. DDC = Direct Digital Control.

**External Factors****Maintenance**

*Maintenance of capital facilities, buildings and infrastructure has an impact on a Department's operating budget, and thus routine maintenance costs for new and ongoing projects are identified in the table below.*

	2022	2023	2024	2025	2026	2027	Total
Expected Annual Maintenance	\$0	\$0	\$0	\$0	\$0	\$0	\$0

**Maintenance Comments**

**Asset Management/General Fund****City Hall HVAC Upgrade Phase II**

AM-2019-3

**Spending**

Project Phase	Prior Spending	2021	Estimated Spending							Total
			2022	2023	2024	2025	2026	2027	6 Year Total	
Construction	\$0	\$0	\$0	\$2,000,000	\$0	\$0	\$0	\$0	\$2,000,000	\$2,000,000
Design	\$0	\$0	\$0	\$35,000	\$0	\$0	\$0	\$0	\$35,000	\$35,000
Total	\$0	\$0	\$0	\$2,035,000	\$0	\$0	\$0	\$0	\$2,035,000	\$2,035,000

**Funding**

Funding Name	Source	Status*	Prior Funding	2021	Estimated Funding							Total
					2022	2023	2024	2025	2026	2027	6 Year Total	
TBD	Unidentified	Unfunded	\$0	\$0	\$0	\$2,035,000	\$0	\$0	\$0	\$0	\$2,035,000	\$2,035,000
Total			\$0	\$0	\$0	\$2,035,000	\$0	\$0	\$0	\$0	\$2,035,000	\$2,035,000

**\*Status definitions**

- Unidentified: Funding source has not yet been determined
- Identified: Funding source has been found, but not yet requested
- Applied: Grant or loan application has been submitted, or budget has been requested
- Awarded: Grant or loan has been offered but the contract has not yet been signed or budget has not yet been approved by Council
- Encumbered: Project contract has been signed and funds have been allocated to spend on the project

Asset Management/General Fund

City Hall Roof Replacement

AM-2019-24

Executive Summary

This would replace the roof for City Hall. The areas would include the roof above the 7th floor, the elevator penthouse, the 2nd floor roof where the flags are located, and the west roof area above the west 1st floor mechanical room where there are several pieces of HVAC equipment.

Project Justification

The roof fails multiple times per year resulting in leaks into the building envelope.

*This project meets the following comprehensive plan goals and/or policies:*

Location

Other Location

808 West Spokane Falls Blvd.

Project Status

Active

City Hall's roof is failing and at the end of its useful life.

External Factors

Maintenance

*Maintenance of capital facilities, buildings and infrastructure has an impact on a Department's operating budget, and thus routine maintenance costs for new and ongoing projects are identified in the table below.*

	2022	2023	2024	2025	2026	2027	Total
Expected Annual Maintenance	\$0	\$0	\$0	\$0	\$0	\$0	\$0

Maintenance Comments

Asset Management/General Fund  
City Hall Roof Replacement  
AM-2019-24

Spending

Project Phase	Prior Spending	2021	Estimated Spending							Total
			2022	2023	2024	2025	2026	2027	6 Year Total	
Construction	\$0	\$0	\$700,000	\$0	\$0	\$0	\$0	\$0	\$700,000	\$700,000
Total	\$0	\$0	\$700,000	\$0	\$0	\$0	\$0	\$0	\$700,000	\$700,000

Funding

Funding Name	Source	Status*	Prior Funding	2021	Estimated Funding							Total
					2022	2023	2024	2025	2026	2027	6 Year Total	
REET1	Identified	Funded	\$0	\$0	\$700,000	\$0	\$0	\$0	\$0	\$0	\$700,000	\$700,000
Total			\$0	\$0	\$700,000	\$0	\$0	\$0	\$0	\$0	\$700,000	\$700,000

- \*Status definitions
- Unidentified: Funding source has not yet been determined
  - Identified: Funding source has been found, but not yet requested
  - Applied: Grant or loan application has been submitted, or budget has been requested
  - Awarded: Grant or loan has been offered but the contract has not yet been signed or budget has not yet been approved by Council
  - Encumbered: Project contract has been signed and funds have been allocated to spend on the project

Asset Management/General Fund

City-Owned Buildings ADA Restrooms Updates

AM-2021-108

Executive Summary

Retrofit city owned building restrooms to meet Americans with Disabilities Act (ADA) requirements. With addition to baby changing stations some restrooms will need to be retrofitted to accept the changing tables. This is an ordinance that we need to comply to.

Project Justification

Restrooms will be out of ADA compliance once baby changing tables are added. A retrofit will need to be completed to accept baby table changing stations.

*This project meets the following comprehensive plan goals and/or policies:*

Location

Other Location

All city owned buildings.

Project Status

Active

In design phase to update city owned restrooms to meet ADA requirements.

External Factors

Maintenance

*Maintenance of capital facilities, buildings and infrastructure has an impact on a Department’s operating budget, and thus routine maintenance costs for new and ongoing projects are identified in the table below.*

	2022	2023	2024	2025	2026	2027	Total
Expected Annual Maintenance	\$0	\$0	\$0	\$0	\$0	\$0	\$0

Maintenance Comments

**Asset Management/General Fund****City-Owned Buildings ADA Restrooms Updates**

AM-2021-108

**Spending**

Project Phase	Prior Spending	2021	Estimated Spending							Total
			2022	2023	2024	2025	2026	2027	6 Year Total	
Construction	\$0	\$0	\$150,000	\$0	\$0	\$0	\$0	\$0	\$150,000	\$150,000
Total	\$0	\$0	\$150,000	\$0	\$0	\$0	\$0	\$0	\$150,000	<b>\$150,000</b>

**Funding**

Funding Name	Source	Status*	Prior Funding	2021	Estimated Funding							Total
					2022	2023	2024	2025	2026	2027	6 Year Total	
REET1	Identified	Funded	\$0	\$0	\$150,000	\$0	\$0	\$0	\$0	\$0	\$150,000	\$150,000
Total			\$0	\$0	\$150,000	\$0	\$0	\$0	\$0	\$0	\$150,000	<b>\$150,000</b>

**\*Status definitions**

- Unidentified: Funding source has not yet been determined
- Identified: Funding source has been found, but not yet requested
- Applied: Grant or loan application has been submitted, or budget has been requested
- Awarded: Grant or loan has been offered but the contract has not yet been signed or budget has not yet been approved by Council
- Encumbered: Project contract has been signed and funds have been allocated to spend on the project

Asset Management/General Fund

Citywide General Facility Maintenance

AM-2018-148

Executive Summary

In 2019, extensive exterior concrete repairs and painting at City Hall are to be completed. Beyond 2019, City Hall will receive upgrades and repairs to HVAC systems, office space, and conference rooms.

Project Justification

Age, weather conditions, and general wear and tear of properties necessitate continual repairs to properties.

*This project meets the following comprehensive plan goals and/or policies:*

CFU1 - Adequate Public Facilities

Location

Other Location

Various. Facility management includes City Hall, fire stations, police properties, and court properties.

Project Status

Active

Annual maintenance of general fund properties is an ongoing project.

External Factors

Facility management is largely dependent upon contracted services for such things as masonry work, plumbing, HVAC, landscaping, and other trades. The costs and vagaries of contracted work can impact budgets and timing of service delivery.

Maintenance

*Maintenance of capital facilities, buildings and infrastructure has an impact on a Department’s operating budget, and thus routine maintenance costs for new and ongoing projects are identified in the table below.*

	2022	2023	2024	2025	2026	2027	Total
Expected Annual Maintenance	\$0	\$0	\$0	\$0	\$0	\$0	\$0

Maintenance Comments

**Asset Management/General Fund**  
**Citywide General Facility Maintenance**  
 AM-2018-148

### Spending

Project Phase	Prior Spending	2021	Estimated Spending							Total
			2022	2023	2024	2025	2026	2027	6 Year Total	
Construction	\$0	\$0	\$0	\$0	\$500,000	\$500,000	\$500,000	\$500,000	\$3,221,905	\$3,221,905
Total	\$0	\$0	\$0	\$244,381	\$744,381	\$744,381	\$744,381	\$744,381	\$3,221,905	<b>\$3,221,905</b>

### Funding

Funding Name	Source	Status*	Prior Funding	2021	Estimated Funding							Total
					2022	2023	2024	2025	2026	2027	6 Year Total	
Fund 5900 Program 30700	Identified	Unfunded	\$0	\$0	\$0	\$244,381	\$244,381	\$244,381	\$244,381	\$244,381	\$1,221,905	\$1,221,905
Fund 5901 Program 79160	Identified	Unfunded	\$0	\$0	\$0	\$0	\$500,000	\$500,000	\$500,000	\$500,000	\$2,000,000	\$2,000,000
Total			\$0	\$0	\$0	\$244,381	\$744,381	\$744,381	\$744,381	\$744,381	\$3,221,905	<b>\$3,221,905</b>

\*Status definitions

- Unidentified: Funding source has not yet been determined
- Identified: Funding source has been found, but not yet requested
- Applied: Grant or loan application has been submitted, or budget has been requested
- Awarded: Grant or loan has been offered but the contract has not yet been signed or budget has not yet been approved by Council
- Encumbered: Project contract has been signed and funds have been allocated to spend on the project

Asset Management/General Fund

Citywide HVAC Controls Upgrade Phase 1

AM-2021-38

Executive Summary

This is an HVAC controls update with graphics that allows the HVAC technicians to monitor and make corrections to HVAC systems in all city-owned buildings.

Project Justification

Currently, HVAC techs do not have any remote access. In an emergency, they have to come to site to make changes to the HVAC. This makes it inefficient and potentially dangerous in a smoky or chemical emergency situation.

*This project meets the following comprehensive plan goals and/or policies:*

CFU 1 Adequate Public Facilities and Services CF 4 Service Provision Sustainability, energy efficiency.

Location

Other Location

Various

Project Status

Active

This is a new project that is designed to provide immediate response time to all HVAC systems across the City. It will allow all HVAC systems to be controlled remotely.

External Factors

External weather factors may affect this project. Due to parts availability and the bidding process, it would be preferable to complete this work in the spring/fall.

Maintenance

*Maintenance of capital facilities, buildings and infrastructure has an impact on a Department’s operating budget, and thus routine maintenance costs for new and ongoing projects are identified in the table below.*

	2022	2023	2024	2025	2026	2027	Total
Expected Annual Maintenance	\$0	\$0	\$0	\$0	\$0	\$0	\$0

Maintenance Comments

Asset Management/General Fund

Citywide HVAC Controls Upgrade Phase 1

AM-2021-38

Spending

Project Phase	Prior Spending	2021	Estimated Spending							Total
			2022	2023	2024	2025	2026	2027	6 Year Total	
Purchases	\$0	\$0	\$407,000	\$593,000	\$0	\$0	\$0	\$0	\$1,000,000	\$1,000,000
Total	\$0	\$0	\$407,000	\$593,000	\$0	\$0	\$0	\$0	\$1,000,000	\$1,000,000

Funding

Funding Name	Source	Status*	Prior Funding	2021	Estimated Funding							Total
					2022	2023	2024	2025	2026	2027	6 Year Total	
REET1	Identified	Funded	\$0	\$0	\$407,000	\$593,000	\$0	\$0	\$0	\$0	\$1,000,000	\$1,000,000
Total			\$0	\$0	\$407,000	\$593,000	\$0	\$0	\$0	\$0	\$1,000,000	\$1,000,000

- \*Status definitions
- Unidentified: Funding source has not yet been determined
  - Identified: Funding source has been found, but not yet requested
  - Applied: Grant or loan application has been submitted, or budget has been requested
  - Awarded: Grant or loan has been offered but the contract has not yet been signed or budget has not yet been approved by Council
  - Encumbered: Project contract has been signed and funds have been allocated to spend on the project

**Asset Management/Library****Branch Remodel - Downtown & 24/7 Kiosks**

AM-2016-173

**Executive Summary**

The remodel of the Downtown library will result in a renovation of all three floors of the building, including recapturing a significant amount of unused staff space for use by the public. The new facility will feature an abundance of meeting rooms, programming spaces, and interactive areas.

**Project Justification**

The service model of the library is changing to meet the needs of a growing community. This change requires a new physical design to support technology, engagement, learning, collaboration, business growth and overall community development.

*This project meets the following comprehensive plan goals and/or policies:*

The Library is an important public service in the City core and neighborhoods. The Library is a key contributor to the quality of life of Spokane City residents. (ED 5.8,N1,N3,N7)

**Location**

Other Location

Main Library 906 W. Main Ave

**Project Status**

Active

In November 2018 City of Spokane voters approved an Unlimited Tax General Obligation (UTGO) bond measure in the amount of \$77m. The project is under-way and estimated completion of construction/renovation is in early 2022. (ED5.8) The Spokane Public Library is an educational resource. The goal is to fund the library system at a level adequate to improve the educational level of Spokane's workforce. (N1) This branch is part of the downtown neighborhood. It is integral in recognizing downtown Spokane as the primary economic and cultural center of the region and improve its viability as a desirable neighborhood in which to live and conduct business.

**External Factors**

Unforeseen constructability issues that are not known to us now but may arise during construction. In regards to the placement of 24/7 kiosks, we are coordinating locations with other parties.

**Maintenance**

*Maintenance of capital facilities, buildings and infrastructure has an impact on a Department's operating budget, and thus routine maintenance costs for new and ongoing projects are identified in the table below.*

	2022	2023	2024	2025	2026	2027	Total
Expected Annual Maintenance	\$100,000	\$200,000	\$200,000	\$200,000	\$200,000	\$200,000	\$1,100,000

**Maintenance Comments**

**Asset Management/Library****Branch Remodel - Downtown & 24/7 Kiosks**

AM-2016-173

**Spending**

Project Phase	Prior Spending	2021	Estimated Spending							Total
			2022	2023	2024	2025	2026	2027	6 Year Total	
Construction	\$10,514,949	\$21,354,099	\$10,168,449	\$0	\$0	\$0	\$0	\$0	\$10,168,449	\$42,037,497
Total	\$10,514,949	\$21,354,099	\$10,168,449	\$0	\$0	\$0	\$0	\$0	\$10,168,449	\$42,037,497

**Funding**

Funding Name	Source	Status*	Prior Funding	2021	Estimated Funding							Total
					2022	2023	2024	2025	2026	2027	6 Year Total	
UTGO Bonds	Local	Funded	\$10,514,949	\$21,354,099	\$10,168,449	\$0	\$0	\$0	\$0	\$0	\$10,168,449	\$42,037,497
Total			\$10,514,949	\$21,354,099	\$10,168,449	\$0	\$0	\$0	\$0	\$0	\$10,168,449	\$42,037,497

**\*Status definitions**

- Unidentified: Funding source has not yet been determined
- Identified: Funding source has been found, but not yet requested
- Applied: Grant or loan application has been submitted, or budget has been requested
- Awarded: Grant or loan has been offered but the contract has not yet been signed or budget has not yet been approved by Council
- Encumbered: Project contract has been signed and funds have been allocated to spend on the project

Asset Management/Library

Branch Remodel - Indian Trail

AM-2016-138

Executive Summary

The renovation of the Indian Trail library will be a complete refresh of the space. In addition to replacing outdated systems, finishes, and furnishings, enhancements will be made to programming rooms and meeting spaces will be added.

Project Justification

The service model of the library is changing to meet the needs of a growing community. This change requires a new physical design to support technology, engagement, learning, collaboration, business growth and overall community development.

*This project meets the following comprehensive plan goals and/or policies:*

The Library is an important public service in the City core and neighborhoods. The Library is a key contributor to the quality of life of Spokane City residents. (ED 5.8,N1,N3,N7)

Location

Other Location

4909 West Barnes

Project Status

Active

In November 2018 City of Spokane voters approved an Unlimited Tax General Obligation (UTGO) bond measure in the amount of \$77m. The project is currently in design phase. Estimated completion of construction/renovation is in mid-2022. (ED5.8) The Spokane Public Library is an educational resource. The goal is to fund the library system at a level adequate to improve the educational level of Spokane's workforce. (N3)(N7) This branch contributes to maximizing usefulness of existing neighborhood facilities and services while minimizing the impacts of major facilities located within neighborhoods. It Promotes efforts that provide neighborhoods with social amenities and interaction and a sense of community.

External Factors

Unforeseen constructability issues that are not known to us now but may arise after construction begins.

Maintenance

*Maintenance of capital facilities, buildings and infrastructure has an impact on a Department's operating budget, and thus routine maintenance costs for new and ongoing projects are identified in the table below.*

	2022	2023	2024	2025	2026	2027	Total
Expected Annual Maintenance	\$0	\$33,000	\$33,000	\$33,000	\$33,000	\$33,000	\$165,000

Maintenance Comments

Asset Management/Library

Branch Remodel - Indian Trail

AM-2016-138

Spending

Project Phase	Prior Spending	2021	Estimated Spending							Total
			2022	2023	2024	2025	2026	2027	6 Year Total	
Construction	\$11,656	\$473,525	\$1,930,696	\$0	\$0	\$0	\$0	\$0	\$1,930,696	\$2,415,877
Total	\$11,656	\$473,525	\$1,930,696	\$0	\$0	\$0	\$0	\$0	\$1,930,696	\$2,415,877

Funding

Funding Name	Source	Status*	Prior Funding	2021	Estimated Funding							Total
					2022	2023	2024	2025	2026	2027	6 Year Total	
UTGO Bonds	Local	Funded	\$11,656	\$473,525	\$1,930,696	\$0	\$0	\$0	\$0	\$0	\$1,930,696	\$2,415,877
Total			\$11,656	\$473,525	\$1,930,696	\$0	\$0	\$0	\$0	\$0	\$1,930,696	\$2,415,877

- \*Status definitions
- Unidentified: Funding source has not yet been determined
  - Identified: Funding source has been found, but not yet requested
  - Applied: Grant or loan application has been submitted, or budget has been requested
  - Awarded: Grant or loan has been offered but the contract has not yet been signed or budget has not yet been approved by Council
  - Encumbered: Project contract has been signed and funds have been allocated to spend on the project

Asset Management/Library

Branch Remodel- South Hill

AM-2016-134

Executive Summary

The refresh of the South Hill branch will replace outdated systems, finishes, and furnishings, giving some new life to the existing building. The children's area will be enhanced and a study room will be added.

Project Justification

The current building reaches physical capacity on a consistent basis. The community has greater needs than current building can meet. The service model of the library is changing to meet needs of community. This change requires a more space and a new physical design to support technology, engagement, learning, and development.

*This project meets the following comprehensive plan goals and/or policies:*

The Library is an important public service in the City core and neighborhoods. The Library is a key contributor to the quality of life of Spokane City residents. (ED 5.8,N1,N3,N7)

Location

Other Location  
3324 South Perry

Project Status

Active  
In November 2018 City of Spokane voters approved an Unlimited Tax General Obligation (UTGO) bond measure in the amount of \$77m. The project is currently in design phase. Estimated completion of construction/renovation is in mid-2022. (ED5.8) The Spokane Public Library is an educational resource. The goal is to fund the library system at a level adequate to improve the educational level of Spokane's workforce. (N3)(N7) This branch contributes to maximizing usefulness of existing neighborhood facilities and services while minimizing the impacts of major facilities located within neighborhoods. It Promotes efforts that provide neighborhoods with social amenities and interaction and a sense of community.

External Factors

Unforeseen constructability issues that are not known to us now but may arise after construction begins.

Maintenance

*Maintenance of capital facilities, buildings and infrastructure has an impact on a Department's operating budget, and thus routine maintenance costs for new and ongoing projects are identified in the table below.*

	2022	2023	2024	2025	2026	2027	Total
Expected Annual Maintenance	\$0	\$35,000	\$35,000	\$35,000	\$35,000	\$35,000	\$175,000

Maintenance Comments

Asset Management/Library

Branch Remodel- South Hill

AM-2016-134

Spending

Project Phase	Prior Spending	2021	Estimated Spending							Total
			2022	2023	2024	2025	2026	2027	6 Year Total	
Construction	\$15,482	\$601,767	\$2,811,318	\$0	\$0	\$0	\$0	\$0	\$2,811,318	\$3,428,567
Total	\$15,482	\$601,767	\$2,811,318	\$0	\$0	\$0	\$0	\$0	\$2,811,318	\$3,428,567

Funding

Funding Name	Source	Status*	Prior Funding	2021	Estimated Funding							Total
					2022	2023	2024	2025	2026	2027	6 Year Total	
UTGO Bonds	Local	Funded	\$15,482	\$601,767	\$2,811,318	\$0	\$0	\$0	\$0	\$0	\$2,811,318	\$3,428,567
Total			\$15,482	\$601,767	\$2,811,318	\$0	\$0	\$0	\$0	\$0	\$2,811,318	\$3,428,567

- \*Status definitions
- Unidentified: Funding source has not yet been determined
  - Identified: Funding source has been found, but not yet requested
  - Applied: Grant or loan application has been submitted, or budget has been requested
  - Awarded: Grant or loan has been offered but the contract has not yet been signed or budget has not yet been approved by Council
  - Encumbered: Project contract has been signed and funds have been allocated to spend on the project

Asset Management/Neighborhood Services

East Central Comm. Center Capital Needs Assessment Repairs

AM-2018-149

Executive Summary

Capital Needs Assessment of the building the section titled Building: Electrical, Lighting & Fire Alarm lists several deficiencies under the sections ECCC Area, Building Circulation and Miscellaneous Area; Power/Electrical, Garage and Mechanical Areas, Restroom Area and Gym Area.

Project Justification

Deficiencies have accumulated due to deferred maintenance and are a safety concern.

*This project meets the following comprehensive plan goals and/or policies:*

Location

Other Location

East Central Community Center located at 500 S. Stone Spokane WA 99202

Project Status

Active

A Capital Needs Assessment (CNA) of the facility was completed in 2018 which identified deficiencies at the ECCC as a result of deferred maintenance. There are ongoing conversations regarding shared responsibilities of the center operator and the city in repairing the deficiencies. Center operator is making improvements to the building which may have an impact in resolving the listed deficiencies.

External Factors

The current center operator is undergoing improvements to the building via new construction to accommodate programs.

Maintenance

*Maintenance of capital facilities, buildings and infrastructure has an impact on a Department’s operating budget, and thus routine maintenance costs for new and ongoing projects are identified in the table below.*

	2022	2023	2024	2025	2026	2027	Total
Expected Annual Maintenance	\$0	\$0	\$0	\$0	\$0	\$0	\$0

Maintenance Comments

Asset Management/Neighborhood Services

East Central Comm. Center Capital Needs Assessment Repairs

AM-2018-149

Spending

Project Phase	Prior Spending	2021	Estimated Spending							Total
			2022	2023	2024	2025	2026	2027	6 Year Total	
Construction	\$83,000	\$0	\$1,118,000	\$0	\$0	\$0	\$0	\$0	\$1,118,000	\$1,201,000
Planning	\$44,300	\$0	\$0	\$0	\$0	\$0	\$0	\$0	\$0	\$44,300
Total	\$127,300	\$0	\$1,118,000	\$0	\$0	\$0	\$0	\$0	\$1,118,000	\$1,245,300

Funding

Funding Name	Source	Status*	Prior Funding	2021	Estimated Funding							Total
					2022	2023	2024	2025	2026	2027	6 Year Total	
CDBG	Federal	Funded	\$127,300	\$0	\$1,118,000	\$0	\$0	\$0	\$0	\$0	\$1,118,000	\$1,245,300
Total			\$127,300	\$0	\$1,118,000	\$0	\$0	\$0	\$0	\$0	\$1,118,000	\$1,245,300

- \*Status definitions
- Unidentified: Funding source has not yet been determined
  - Identified: Funding source has been found, but not yet requested
  - Applied: Grant or loan application has been submitted, or budget has been requested
  - Awarded: Grant or loan has been offered but the contract has not yet been signed or budget has not yet been approved by Council
  - Encumbered: Project contract has been signed and funds have been allocated to spend on the project

Asset Management/Neighborhood Services

East Central Comm. Center Capital Needs Assessment Roof

AM-2018-151

Executive Summary

Capital Needs Assessment of the building identified complete tear off and installation of a new roof.

Project Justification

Roof repair is necessary for upkeep of the building and to keep weather tight. The center has three (3) roofs currently, by code this is the minimum number of roofs a building can have. A complete tear off and installation is needed.

*This project meets the following comprehensive plan goals and/or policies:*

Location

Other Location

East Central Community Center located at 500 S. Stone Spokane WA 99202

Project Status

Active

A Capital Needs Assessment (CNA) of the facility was completed in 2018 which identified deficiencies at the ECCC as a result of deferred maintenance. There are ongoing conversations regarding shared responsibilities of the center operator and the city in repairing the roof. The project has not been started at this time.

External Factors

The current center operator is undergoing improvements to the building via new construction to accommodate programs, 2018. The new construction should not facilitate/impact repair of the current roof.

Maintenance

*Maintenance of capital facilities, buildings and infrastructure has an impact on a Department's operating budget, and thus routine maintenance costs for new and ongoing projects are identified in the table below.*

	2022	2023	2024	2025	2026	2027	Total
Expected Annual Maintenance	\$0	\$0	\$0	\$0	\$0	\$0	\$0

Maintenance Comments

Asset Management/Neighborhood Services

East Central Comm. Center Capital Needs Assessment Roof

AM-2018-151

Spending

Project Phase	Prior Spending	2021	Estimated Spending							Total
			2022	2023	2024	2025	2026	2027	6 Year Total	
Construction	\$0	\$0	\$1,160,000	\$0	\$0	\$0	\$0	\$0	\$1,160,000	\$1,160,000
Planning	\$0	\$220,000	\$0	\$0	\$0	\$0	\$0	\$0	\$0	\$220,000
Total	\$0	\$220,000	\$1,160,000	\$0	\$0	\$0	\$0	\$0	\$1,160,000	\$1,380,000

Funding

Funding Name	Source	Status*	Prior Funding	2021	Estimated Funding							Total
					2022	2023	2024	2025	2026	2027	6 Year Total	
WA State Capital Budget	State	Funded	\$0	\$220,000	\$1,160,000	\$0	\$0	\$0	\$0	\$0	\$1,160,000	\$1,380,000
Total			\$0	\$220,000	\$1,160,000	\$0	\$0	\$0	\$0	\$0	\$1,160,000	\$1,380,000

- \*Status definitions
- Unidentified: Funding source has not yet been determined
  - Identified: Funding source has been found, but not yet requested
  - Applied: Grant or loan application has been submitted, or budget has been requested
  - Awarded: Grant or loan has been offered but the contract has not yet been signed or budget has not yet been approved by Council
  - Encumbered: Project contract has been signed and funds have been allocated to spend on the project

Asset Management/Parking  
Parking System Upgrade  
AM-2019-69

Executive Summary

This project will implement the recommendations contained in the 2019 Downtown Parking Study and will be used to purchase smart parking meters and kiosks, LPR equipment for enforcement vehicles, new enforcement/parking management software, and way-finding/signage for the parking system.

Project Justification

The Downtown Parking Study priorities included the adoption of downtown parking goals, maximizing the use of existing parking supply, optimizing parking management and policy programs, enhancing administration and operations, and making parking simple to find and use. The existing parking management software system and hardware is beyond its service life and needs to be replaced. The software does not integrate well with other City systems which results in process inefficiencies and errors.

*This project meets the following comprehensive plan goals and/or policies:*

TR 18 Parking - Develop and administer vehicle parking policies that appropriately manage the demand for parking based upon the urban context desired.

Location

Other Location  
Downtown Spokane in the metered parking boundary as defined by SMC 16A.61.5902

Project Status

Active  
RFP's for equipment selection have been completed.

External Factors

Funding for this project will come from a Spokane Investment Pool (SIP) loan that has been approved by City Council. Implementation of the software system will require integration with other City systems including the mobile payment system and the City's Accounting and collections systems.

Maintenance

*Maintenance of capital facilities, buildings and infrastructure has an impact on a Department's operating budget, and thus routine maintenance costs for new and ongoing projects are identified in the table below.*

	2022	2023	2024	2025	2026	2027	Total
Expected Annual Maintenance	\$220,000	\$225,000	\$230,000	\$235,000	\$240,000	\$245,000	\$1,395,000

Maintenance Comments

Maintenance costs for the overall parking system will be reduced with the implementation of new hardware (meters and kiosks). Some of the existing infrastructure is beyond its service life requiring more intense maintenance by staff.

Asset Management/Parking

Parking System Upgrade

AM-2019-69

Spending

Project Phase	Prior Spending	2021	Estimated Spending							Total
			2022	2023	2024	2025	2026	2027	6 Year Total	
---	\$0	\$0	\$0	\$0	\$0	\$0	\$0	\$0	\$0	\$0
Purchases	\$0	\$1,200,000	\$1,200,000	\$1,200,000	\$0	\$0	\$0	\$0	\$2,400,000	\$3,600,000
Total	\$0	\$1,200,000	\$1,200,000	\$1,200,000	\$0	\$0	\$0	\$0	\$2,400,000	\$3,600,000

Funding

Funding Name	Source	Status*	Prior Funding	2021	Estimated Funding							Total
					2022	2023	2024	2025	2026	2027	6 Year Total	
SIP Loan	Local	Funded	\$0	\$1,200,000	\$1,200,000	\$1,200,000	\$0	\$0	\$0	\$0	\$2,400,000	\$3,600,000
Total			\$0	\$1,200,000	\$1,200,000	\$1,200,000	\$0	\$0	\$0	\$0	\$2,400,000	\$3,600,000

\*Status definitions

- Unidentified: Funding source has not yet been determined
- Identified: Funding source has been found, but not yet requested
- Applied: Grant or loan application has been submitted, or budget has been requested
- Awarded: Grant or loan has been offered but the contract has not yet been signed or budget has not yet been approved by Council
- Encumbered: Project contract has been signed and funds have been allocated to spend on the project

Asset Management/Parks and Recreation

Golf - Facilities Renovations

AM-2013-63

Executive Summary

Renovations to golf buildings and facilities. 2021: Emergency HVAC / heat equipment replacement & Roof Replacement @ Indian Canyon clubhouse. 2022: Paint & Dry Rot repair at Qualchan Golf Course.

Project Justification

All four golf course facilities are in need of renovations to extend the life of the buildings. Paint, roofing, HVAC, Americans with Disabilities Act (ADA) access, etc.

*This project meets the following comprehensive plan goals and/or policies:*

PARK & OPEN SPACE SYSTEM (PRS2), MAINTENANCE PROGRAM (PRS4), IND/OUTDOOR REC (PRS5), COORD. & COOPERATION (PRS6), PARKS SERVICE QUALITY (PRS7) ADEQUATE PUBLIC FACILITIES & SERVICES (CFU1), COORDINATION (CFU3), ENVIRONMENTAL CONCERNS (CFU5)

Location

Other Location

Division Wide -- all four courses.

Project Status

Active

Proposed

External Factors

Golf revenue and funds.

Maintenance

*Maintenance of capital facilities, buildings and infrastructure has an impact on a Department's operating budget, and thus routine maintenance costs for new and ongoing projects are identified in the table below.*

	2022	2023	2024	2025	2026	2027	Total
Expected Annual Maintenance	\$0	\$0	\$0	\$0	\$0	\$0	\$0

Maintenance Comments

Asset Management/Parks and Recreation

Golf - Facilities Renovations

AM-2013-63

Spending

Project Phase	Prior Spending	2021	Estimated Spending							Total
			2022	2023	2024	2025	2026	2027	6 Year Total	
Construction	\$145,000	\$130,000	\$25,000	\$25,000	\$25,000	\$25,000	\$25,000	\$0	\$125,000	\$400,000
Total	\$145,000	\$130,000	\$25,000	\$25,000	\$25,000	\$25,000	\$25,000	\$0	\$125,000	\$400,000

Funding

Funding Name	Source	Status*	Prior Funding	2021	Estimated Funding							Total
					2022	2023	2024	2025	2026	2027	6 Year Total	
Golf Fund Capital	Local	Funded	\$145,000	\$130,000	\$25,000	\$25,000	\$25,000	\$25,000	\$25,000	\$0	\$125,000	\$400,000
Total			\$145,000	\$130,000	\$25,000	\$25,000	\$25,000	\$25,000	\$25,000	\$0	\$125,000	\$400,000

\*Status definitions

- Unidentified: Funding source has not yet been determined
- Identified: Funding source has been found, but not yet requested
- Applied: Grant or loan application has been submitted, or budget has been requested
- Awarded: Grant or loan has been offered but the contract has not yet been signed or budget has not yet been approved by Council
- Encumbered: Project contract has been signed and funds have been allocated to spend on the project

Asset Management/Parks and Recreation

Golf - On Course Renovations

AM-2013-62

Executive Summary

On Course improvements including pathways, fairways, tees, greens, forest management, etc. This fund shall be used to perform repair to deteriorating course infrastructure not repaired by strategic golf capital improvement project.

Project Justification

Course conditions have deteriorated over the years with little capital investment.

*This project meets the following comprehensive plan goals and/or policies:*

PRS 2, 4, 5, 6, 7    CFU 1, 3, 5 PARK & OPEN SPACE SYSTEM (PRS2), MAINTENANCE PROGRAM (PRS4), INDOOR/OUTDOOR RECREATION (PRS5), COORD. & COOPERATION (PRS6), PARKS SERVICE QUALITY (PRS7) ADEQUATE PUBLIC FACILITIES & SERVICES (CFU1), COORDINATION (CFU3), ENVIRONMENTAL CONCERNS (CFU5)

Location

Other Location  
All 4 Golf Courses

Project Status

Active  
Proposed

External Factors

Golf revenue and funding

Maintenance

*Maintenance of capital facilities, buildings and infrastructure has an impact on a Department’s operating budget, and thus routine maintenance costs for new and ongoing projects are identified in the table below.*

	2022	2023	2024	2025	2026	2027	Total
Expected Annual Maintenance	\$0	\$0	\$0	\$0	\$0	\$0	\$0

Maintenance Comments

Asset Management/Parks and Recreation

Golf - On Course Renovations

AM-2013-62

Spending

Project Phase	Prior Spending	2021	Estimated Spending							Total
			2022	2023	2024	2025	2026	2027	6 Year Total	
Construction	\$85,000	\$25,000	\$25,000	\$25,000	\$25,000	\$25,000	\$25,000	\$0	\$125,000	\$235,000
Total	\$85,000	\$25,000	\$25,000	\$25,000	\$25,000	\$25,000	\$25,000	\$0	\$125,000	\$235,000

Funding

Funding Name	Source	Status*	Prior Funding	2021	Estimated Funding							Total
					2022	2023	2024	2025	2026	2027	6 Year Total	
Golf Fund Capital	Local	Funded	\$85,000	\$25,000	\$25,000	\$25,000	\$25,000	\$25,000	\$25,000	\$0	\$125,000	\$235,000
Total			\$85,000	\$25,000	\$25,000	\$25,000	\$25,000	\$25,000	\$25,000	\$0	\$125,000	\$235,000

- \*Status definitions
- Unidentified: Funding source has not yet been determined
  - Identified: Funding source has been found, but not yet requested
  - Applied: Grant or loan application has been submitted, or budget has been requested
  - Awarded: Grant or loan has been offered but the contract has not yet been signed or budget has not yet been approved by Council
  - Encumbered: Project contract has been signed and funds have been allocated to spend on the project

Asset Management/Parks and Recreation  
Ops - Baseball Backstop and Fence Replacement  
AM-2015-131

**Executive Summary**  
Replace and repair backstop and fence posts and fabric at Various Parks

**Project Justification**  
Repair or replace damaged fence fabric.  
*This project meets the following comprehensive plan goals and/or policies:*  
PRS 2, 3, 5, 6, 7   CFU 1, 5 PARK & OPEN SPACE SYSTEM (PRS2), BIKE & PED CIRCULATION (PRS3), INDOOR/OUTDOOR RECREATION (PRS5), COORD. & COOPERATION (PRS6), PARKS SERVICE QUALITY (PRS7) ADEQUATE PUBLIC FACILITIES & SERVICES (CFU1), ENVIRONMENTAL CONCERNS (CFU5)

**Location**  
Other Location  
Various Parks - Comstock, Dutch Jakes, Webster, Corbin, Glover, Glass, Audubon, Redband, etc.

**Project Status**  
Active  
Proposed

**External Factors**  
N/A

**Maintenance**  
*Maintenance of capital facilities, buildings and infrastructure has an impact on a Department’s operating budget, and thus routine maintenance costs for new and ongoing projects are identified in the table below.*

	2022	2023	2024	2025	2026	2027	Total
Expected Annual Maintenance	\$0	\$0	\$0	\$0	\$0	\$0	\$0

**Maintenance Comments**

Asset Management/Parks and Recreation

Ops - Baseball Backstop and Fence Replacement

AM-2015-131

Spending

Project Phase	Prior Spending	2021	Estimated Spending							Total
			2022	2023	2024	2025	2026	2027	6 Year Total	
Construction	\$0	\$0	\$0	\$15,000	\$15,000	\$15,000	\$15,000	\$0	\$60,000	\$60,000
Total	\$0	\$0	\$0	\$15,000	\$15,000	\$15,000	\$15,000	\$0	\$60,000	\$60,000

Funding

Funding Name	Source	Status*	Prior Funding	2021	Estimated Funding							Total
					2022	2023	2024	2025	2026	2027	6 Year Total	
Park Fund Capital	Local	Funded	\$0	\$0	\$0	\$15,000	\$15,000	\$15,000	\$15,000	\$0	\$60,000	\$60,000
Total			\$0	\$0	\$0	\$15,000	\$15,000	\$15,000	\$15,000	\$0	\$60,000	\$60,000

- \*Status definitions
- Unidentified: Funding source has not yet been determined
  - Identified: Funding source has been found, but not yet requested
  - Applied: Grant or loan application has been submitted, or budget has been requested
  - Awarded: Grant or loan has been offered but the contract has not yet been signed or budget has not yet been approved by Council
  - Encumbered: Project contract has been signed and funds have been allocated to spend on the project

Asset Management/Parks and Recreation

Ops - Building Demolition

AM-2015-129

Executive Summary

Building demolition at various parks - 2023: Sekani Caretaker Building. 2024: Lower Lincoln shelter. 2026: Indian Canyon pump house.

Project Justification

Demolition of existing buildings that currently do not meet Department/Neighborhood needs and/or current building codes and/or pose safety threats.

*This project meets the following comprehensive plan goals and/or policies:*

BIKE & PED CIRCULATION (PRS3), MAINTENANCE PROGRAM (PRS4), PARKS SERVICE QUALITY (PRS7) ADEQUATE PUBLIC FACILITIES & SERVICES (CFU1), ENVIRONMENTAL CONCERNS(CFU5)

Location

Other Location

Various Parks - Lower Lincoln shelter, PVCC, Indian Canyon pump house, etc

Project Status

Active

Proposed demolitions.

External Factors

N/A

Maintenance

*Maintenance of capital facilities, buildings and infrastructure has an impact on a Department's operating budget, and thus routine maintenance costs for new and ongoing projects are identified in the table below.*

	2022	2023	2024	2025	2026	2027	Total
Expected Annual Maintenance	\$0	\$0	\$0	\$0	\$0	\$0	\$0

Maintenance Comments

Asset Management/Parks and Recreation

Ops - Building Demolition

AM-2015-129

Spending

Project Phase	Prior Spending	2021	Estimated Spending							Total
			2022	2023	2024	2025	2026	2027	6 Year Total	
Construction	\$60,000	\$0	\$0	\$65,000	\$50,000	\$0	\$20,000	\$0	\$135,000	\$195,000
Total	\$60,000	\$0	\$0	\$65,000	\$50,000	\$0	\$20,000	\$0	\$135,000	\$195,000

Funding

Funding Name	Source	Status*	Prior Funding	2021	Estimated Funding							Total
					2022	2023	2024	2025	2026	2027	6 Year Total	
Park Fund Capital	Local	Funded	\$60,000	\$0	\$0	\$65,000	\$50,000	\$0	\$20,000	\$0	\$135,000	\$195,000
Total			\$60,000	\$0	\$0	\$65,000	\$50,000	\$0	\$20,000	\$0	\$135,000	\$195,000

\*Status definitions

- Unidentified: Funding source has not yet been determined
- Identified: Funding source has been found, but not yet requested
- Applied: Grant or loan application has been submitted, or budget has been requested
- Awarded: Grant or loan has been offered but the contract has not yet been signed or budget has not yet been approved by Council
- Encumbered: Project contract has been signed and funds have been allocated to spend on the project

Asset Management/Parks and Recreation

Ops - Building Security and System Re-keying

AM-2012-329

Executive Summary

Replace building security systems and fire alarm monitoring, Re-key park lock system. 2023: update key control system and security system for Parks Operation Complex and Corbin Art Center. 2025: all out-park buildings.

Project Justification

Better, more dependable access control.

*This project meets the following comprehensive plan goals and/or policies:*

PRS 2, 4, 5, 7 CFU 1, 3 PARK & OPEN SPACE SYSTEM (PRS2), MAINTENANCE PROGRAM (PRS4), INDOOR/OUTDOOR RECREATION (PRS5), PARKS SERVICE QUALITY (PRS7) ADEQUATE PUBLIC FACILITIES & SERVICES (CFU1), COORDINATION (CFU3)

Location

Other Location

Manito - 18th and Grand, Park Operations - Stone and Mallon, Golf Courses and all park locations with lock systems.

Project Status

Active

Proposed

External Factors

N/A

Maintenance

*Maintenance of capital facilities, buildings and infrastructure has an impact on a Department’s operating budget, and thus routine maintenance costs for new and ongoing projects are identified in the table below.*

	2022	2023	2024	2025	2026	2027	Total
Expected Annual Maintenance	\$0	\$0	\$0	\$0	\$0	\$0	\$0

Maintenance Comments

Asset Management/Parks and Recreation

Ops - Building Security and System Re-keying

AM-2012-329

Spending

Project Phase	Prior Spending	2021	Estimated Spending							Total
			2022	2023	2024	2025	2026	2027	6 Year Total	
Construction	\$40,000	\$0	\$0	\$30,000	\$0	\$80,000	\$0	\$0	\$110,000	\$150,000
Planning	\$10,000	\$0	\$0	\$0	\$0	\$0	\$0	\$0	\$0	\$10,000
Purchases	\$40,000	\$0	\$0	\$20,000	\$0	\$20,000	\$0	\$0	\$40,000	\$80,000
Total	\$90,000	\$0	\$0	\$50,000	\$0	\$100,000	\$0	\$0	\$150,000	\$240,000

Funding

Funding Name	Source	Status*	Prior Funding	2021	Estimated Funding							Total
					2022	2023	2024	2025	2026	2027	6 Year Total	
Park Fund Capital	Local	Funded	\$90,000	\$0	\$0	\$50,000	\$0	\$100,000	\$0	\$0	\$150,000	\$240,000
Total			\$90,000	\$0	\$0	\$50,000	\$0	\$100,000	\$0	\$0	\$150,000	\$240,000

- \*Status definitions
- Unidentified: Funding source has not yet been determined
  - Identified: Funding source has been found, but not yet requested
  - Applied: Grant or loan application has been submitted, or budget has been requested
  - Awarded: Grant or loan has been offered but the contract has not yet been signed or budget has not yet been approved by Council
  - Encumbered: Project contract has been signed and funds have been allocated to spend on the project

Asset Management/Parks and Recreation

Ops - Edwidge Woldson Park Bathroom

AM-2012-299

Executive Summary

Currently there is no restroom facility for the Moore-Turner Garden. A restroom in this location would serve Moore-Turner Garden and the surrounding Park grounds. Design completed in 2018 with construction scheduled for 2025.

Project Justification

The garden and park does not have a bathroom that is available when the Corbin Art Center is not open to the public.

*This project meets the following comprehensive plan goals and/or policies:*

PARK & OPEN SPACE SYSTEM (PRS2), BIKE & PED CIRCULATION (PRS3), MAINTENANCE PROGRAM (PRS4), INDOOR/OUTDOOR RECREATION (PRS5), COORD. & COOPERATION (PRS6), PARKS SERVICE QUALITY (PRS7) ADEQUATE PUBLIC FACILITIES & SERVICES (CFU1), COORDINATION (CFU3)

Location

Other Location

Edwidge Woldson Park/Moore Turner Garden - 7th and Stevens.

Project Status

Active

Proposed

External Factors

N/A

Maintenance

*Maintenance of capital facilities, buildings and infrastructure has an impact on a Department’s operating budget, and thus routine maintenance costs for new and ongoing projects are identified in the table below.*

	2022	2023	2024	2025	2026	2027	Total
Expected Annual Maintenance	\$0	\$0	\$0	\$0	\$0	\$0	\$0

Maintenance Comments

Estimated with vandalism and repairs

Asset Management/Parks and Recreation

Ops - Edwidge Woldson Park Bathroom

AM-2012-299

Spending

Project Phase	Prior Spending	2021	Estimated Spending							Total
			2022	2023	2024	2025	2026	2027	6 Year Total	
Construction	\$0	\$0	\$0	\$0	\$0	\$200,000	\$0	\$0	\$200,000	\$200,000
Design	\$25,000	\$0	\$0	\$0	\$0	\$0	\$0	\$0	\$0	\$25,000
Total	\$25,000	\$0	\$0	\$0	\$0	\$200,000	\$0	\$0	\$200,000	\$225,000

Funding

Funding Name	Source	Status*	Prior Funding	2021	Estimated Funding							Total
					2022	2023	2024	2025	2026	2027	6 Year Total	
Park Fund Capital	Unidentified	Unfunded	\$0	\$0	\$0	\$0	\$0	\$200,000	\$0	\$0	\$200,000	\$200,000
Total			\$25,000	\$0	\$0	\$0	\$0	\$200,000	\$0	\$0	\$200,000	\$225,000

\*Status definitions

- Unidentified: Funding source has not yet been determined
- Identified: Funding source has been found, but not yet requested
- Applied: Grant or loan application has been submitted, or budget has been requested
- Awarded: Grant or loan has been offered but the contract has not yet been signed or budget has not yet been approved by Council
- Encumbered: Project contract has been signed and funds have been allocated to spend on the project

Asset Management/Parks and Recreation

Ops - Edwidge Woldson Park/Cliff Drive Improvements

AM-2015-130

Executive Summary

Installation of a trail from Cliff Drive through Edwidge Woldson Park. Curb improvements adjacent to Cliff Drive above the trail. Study was completed in 2016. Cost estimate was updated in 2019.

Project Justification

Pedestrian / bicycle access through the park. Control of parking along Cliff drive.

*This project meets the following comprehensive plan goals and/or policies:*

PARK & OPEN SPACE SYSTEM (PRS2), BICYCLE & PEDESTRIAN CIRCULATION (PRS3), MAINTENANCE PROGRAM (PRS4), INDOOR/OUTDOOR RECREATION (PRS5), COORD. & COOPERATION (PRS6), PARKS SERVICE QUALITY (PRS7) ADEQUATE PUBLIC FACILITIES & SERVICES (CFU1), COORDINATION (CFU3)

Location

Other Location

Stevens and 7th -- trail from Cliff Drive through Edwidge Woldson Park.

Project Status

Active

Proposed

External Factors

N/A

Maintenance

*Maintenance of capital facilities, buildings and infrastructure has an impact on a Department’s operating budget, and thus routine maintenance costs for new and ongoing projects are identified in the table below.*

	2022	2023	2024	2025	2026	2027	Total
Expected Annual Maintenance	\$0	\$0	\$0	\$0	\$0	\$0	\$0

Maintenance Comments

Asset Management/Parks and Recreation

Ops - Edwidge Woldson Park/Cliff Drive Improvements

AM-2015-130

Spending

Project Phase	Prior Spending	2021	Estimated Spending							Total
			2022	2023	2024	2025	2026	2027	6 Year Total	
Construction	\$0	\$0	\$0	\$0	\$0	\$0	\$0	\$2,000,000	\$2,000,000	\$2,000,000
Design	\$0	\$0	\$0	\$0	\$0	\$0	\$75,000	\$0	\$75,000	\$75,000
Planning	\$25,000	\$0	\$0	\$0	\$0	\$0	\$0	\$0	\$0	\$25,000
Total	\$25,000	\$0	\$0	\$0	\$0	\$0	\$75,000	\$2,000,000	\$2,075,000	\$2,100,000

Funding

Funding Name	Source	Status*	Prior Funding	2021	Estimated Funding							Total
					2022	2023	2024	2025	2026	2027	6 Year Total	
Park Fund Capital	Local	Unfunded	\$0	\$0	\$0	\$0	\$0	\$0	\$75,000	\$0	\$75,000	\$75,000
Unidentified	Unidentified	Unfunded	\$0	\$0	\$0	\$0	\$0	\$0	\$0	\$2,000,000	\$2,000,000	\$2,000,000
Total			\$25,000	\$0	\$0	\$0	\$0	\$0	\$75,000	\$2,000,000	\$2,075,000	\$2,100,000

- \*Status definitions
- Unidentified: Funding source has not yet been determined
  - Identified: Funding source has been found, but not yet requested
  - Applied: Grant or loan application has been submitted, or budget has been requested
  - Awarded: Grant or loan has been offered but the contract has not yet been signed or budget has not yet been approved by Council
  - Encumbered: Project contract has been signed and funds have been allocated to spend on the project

Asset Management/Parks and Recreation

Ops - Historic Rock Repair

AM-2012-294

Executive Summary

Replace and repair rock facades on historic facilities and walls throughout the system. 2024 will conduct rock repairs at Rockwood Boulevard. Future years will repair Cliff Park, the Moore Turner Heritage Gardens, Manito Park, and Corbin Park.

Project Justification

Stacked rock walls are failing and require repair.

*This project meets the following comprehensive plan goals and/or policies:*

PRS 2, 3, 5, 6, 7 CFU 1, 5 PARK & OPEN SPACE SYSTEM (PRS2), BIKE & PED CIRCULATION (PRS3), INDOOR/OUTDOOR RECREATION (PRS5), COORD. & COOPERATION (PRS6), PARKS SERVICE QUALITY (PRS7) ADEQUATE PUBLIC FACILITIES & SERVICES (CFU1), ENVIRONMENTAL CONCERNS(CFU5)

Location

Other Location

Various Parks - Manito Park, Cliff, Comstock, Rockwood Blvd, Corbin - etc.

Project Status

Active

Ongoing

External Factors

N/A

Maintenance

*Maintenance of capital facilities, buildings and infrastructure has an impact on a Department’s operating budget, and thus routine maintenance costs for new and ongoing projects are identified in the table below.*

	2022	2023	2024	2025	2026	2027	Total
Expected Annual Maintenance	\$0	\$0	\$0	\$0	\$0	\$0	\$0

Maintenance Comments

Asset Management/Parks and Recreation

Ops - Historic Rock Repair

AM-2012-294

Spending

Project Phase	Prior Spending	2021	Estimated Spending							Total
			2022	2023	2024	2025	2026	2027	6 Year Total	
Construction	\$50,000	\$0	\$0	\$0	\$90,000	\$30,000	\$0	\$0	\$120,000	\$170,000
Total	\$50,000	\$0	\$0	\$0	\$90,000	\$30,000	\$0	\$0	\$120,000	\$170,000

Funding

Funding Name	Source	Status*	Prior Funding	2021	Estimated Funding							Total
					2022	2023	2024	2025	2026	2027	6 Year Total	
Park Fund Capital	Local	Funded	\$50,000	\$0	\$0	\$0	\$90,000	\$30,000	\$0	\$0	\$120,000	\$170,000
Total			\$50,000	\$0	\$0	\$0	\$90,000	\$30,000	\$0	\$0	\$120,000	\$170,000

\*Status definitions

- Unidentified: Funding source has not yet been determined
- Identified: Funding source has been found, but not yet requested
- Applied: Grant or loan application has been submitted, or budget has been requested
- Awarded: Grant or loan has been offered but the contract has not yet been signed or budget has not yet been approved by Council
- Encumbered: Project contract has been signed and funds have been allocated to spend on the project

Asset Management/Parks and Recreation

Ops - Manito Backup Boiler

AM-2014-98

Executive Summary

Install a backup boiler system for the Gaiser Conservatory to preserve plants during power outages.

Project Justification

Currently, there is not a backup boiler system in place if there is a power outage.

*This project meets the following comprehensive plan goals and/or policies:*

MAINTENANCE PROGRAM (PRS4), COORDINATION & COOPERATION (PRS6), PARKS SERVICE QUALITY (PRS7), ADEQUATE PUBLIC FACILITIES & SERVICES (CFU1), ENVIRONMENTAL CONCERNS(CFU5)

Location

Other Location

Manito Park - 21st and Park Drive.

Project Status

Active

Proposed

External Factors

N/A

Maintenance

*Maintenance of capital facilities, buildings and infrastructure has an impact on a Department’s operating budget, and thus routine maintenance costs for new and ongoing projects are identified in the table below.*

	2022	2023	2024	2025	2026	2027	Total
Expected Annual Maintenance	\$0	\$0	\$0	\$0	\$0	\$0	\$0

Maintenance Comments

Asset Management/Parks and Recreation

Ops - Manito Backup Boiler

AM-2014-98

Spending

Project Phase	Prior Spending	2021	Estimated Spending							Total
			2022	2023	2024	2025	2026	2027	6 Year Total	
Construction	\$0	\$0	\$0	\$80,000	\$0	\$0	\$0	\$0	\$80,000	\$80,000
Design	\$10,000	\$0	\$0	\$0	\$0	\$0	\$0	\$0	\$0	\$10,000
Total	\$10,000	\$0	\$0	\$80,000	\$0	\$0	\$0	\$0	\$80,000	\$90,000

Funding

Funding Name	Source	Status*	Prior Funding	2021	Estimated Funding							Total
					2022	2023	2024	2025	2026	2027	6 Year Total	
Park Fund Capital	---	Unfunded	\$0	\$0	\$0	\$80,000	\$0	\$0	\$0	\$0	\$80,000	\$80,000
Total			\$10,000	\$0	\$0	\$80,000	\$0	\$0	\$0	\$0	\$80,000	\$90,000

\*Status definitions

- Unidentified: Funding source has not yet been determined
- Identified: Funding source has been found, but not yet requested
- Applied: Grant or loan application has been submitted, or budget has been requested
- Awarded: Grant or loan has been offered but the contract has not yet been signed or budget has not yet been approved by Council
- Encumbered: Project contract has been signed and funds have been allocated to spend on the project

Asset Management/Parks and Recreation

Ops - Manito Gaiser Conservatory Glass Reglazing

AM-2012-298

Executive Summary

The Gaiser Conservatory is currently glazed with annealed glass which is not up to code for new construction. This project would re-glaze with tempered, laminated glass.

Project Justification

In the event of a major hail storm or a thrown rock, shards could fall on visitors in the conservatory.

*This project meets the following comprehensive plan goals and/or policies:*

PARK & OPEN SPACE SYSTEM (PRS2), MAINTENANCE PROGRAM (PRS4), COORD. & COOPERATION (PRS6), PARKS SERVICE QUALITY (PRS7) ADEQUATE PUBLIC FACILITIES & SERVICES (CFU1)

Location

Other Location

Manito Park - 21st and Park Drive.

Project Status

Active

Proposed

External Factors

N/A

Maintenance

*Maintenance of capital facilities, buildings and infrastructure has an impact on a Department’s operating budget, and thus routine maintenance costs for new and ongoing projects are identified in the table below.*

	2022	2023	2024	2025	2026	2027	Total
Expected Annual Maintenance	\$0	\$0	\$0	\$0	\$0	\$0	\$0

Maintenance Comments

Asset Management/Parks and Recreation

Ops - Manito Gaiser Conservatory Glass Reglazing

AM-2012-298

Spending

Project Phase	Prior Spending	2021	Estimated Spending							Total
			2022	2023	2024	2025	2026	2027	6 Year Total	
Construction	\$0	\$0	\$0	\$0	\$80,000	\$80,000	\$0	\$0	\$160,000	\$160,000
Total	\$0	\$0	\$0	\$0	\$80,000	\$80,000	\$0	\$0	\$160,000	\$160,000

Funding

Funding Name	Source	Status*	Prior Funding	2021	Estimated Funding							Total
					2022	2023	2024	2025	2026	2027	6 Year Total	
Park Fund Capital	Local	Unfunded	\$0	\$0	\$0	\$0	\$80,000	\$80,000	\$0	\$0	\$160,000	\$160,000
Total			\$0	\$0	\$0	\$0	\$80,000	\$80,000	\$0	\$0	\$160,000	\$160,000

- \*Status definitions
- Unidentified: Funding source has not yet been determined
  - Identified: Funding source has been found, but not yet requested
  - Applied: Grant or loan application has been submitted, or budget has been requested
  - Awarded: Grant or loan has been offered but the contract has not yet been signed or budget has not yet been approved by Council
  - Encumbered: Project contract has been signed and funds have been allocated to spend on the project

Asset Management/Parks and Recreation  
Ops - Park Ops Complex Admin Bldg Improvements

AM-2014-140

Executive Summary

Repair leaking windows with exiting dry rot, replace flooring on first floor, install supplemental mini-split HVAC system, and install Equipment Wash station upgrades (add 1 unit). Improved fire exit for 2nd story of building. HVAC is complete.

Project Justification

Hot and cold temperatures drastically affect the working conditions in this building. Also, improved fire exit for 2nd story of building to allow for additional occupancy.

*This project meets the following comprehensive plan goals and/or policies:*

MAINTENANCE PROGRAM (PRS4), INDOOR/OUTDOOR RECREATION (PRS5), COORDINATINO & COOPERATION (PRS6), PARKS SERVICE QUALITY (PRS7) ADEQUATE PUBLIC FACILITIES & SERVICES (CFU1), ENVIRONMENTAL CONERNS(CFU5)

Location

Other Location  
Park Operations Complex Admin Building - Stone and Mallon.

Project Status

Active  
Proposed

External Factors

N/A

Maintenance

*Maintenance of capital facilities, buildings and infrastructure has an impact on a Department's operating budget, and thus routine maintenance costs for new and ongoing projects are identified in the table below.*

	2022	2023	2024	2025	2026	2027	Total
Expected Annual Maintenance	\$0	\$0	\$0	\$0	\$0	\$0	\$0

Maintenance Comments

Asset Management/Parks and Recreation

Ops - Park Ops Complex Admin Bldg Improvements

AM-2014-140

Spending

Project Phase	Prior Spending	2021	Estimated Spending							Total
			2022	2023	2024	2025	2026	2027	6 Year Total	
Construction	\$110,000	\$0	\$0	\$0	\$0	\$0	\$90,000	\$0	\$90,000	\$200,000
Design	\$0	\$0	\$0	\$0	\$0	\$15,000	\$0	\$0	\$15,000	\$15,000
Total	\$110,000	\$0	\$0	\$0	\$0	\$15,000	\$90,000	\$0	\$105,000	\$215,000

Funding

Funding Name	Source	Status*	Prior Funding	2021	Estimated Funding							Total
					2022	2023	2024	2025	2026	2027	6 Year Total	
Park Fund Capital	---	Unfunded	\$110,000	\$0	\$0	\$0	\$0	\$15,000	\$90,000	\$0	\$105,000	\$215,000
Total			\$110,000	\$0	\$0	\$0	\$0	\$15,000	\$90,000	\$0	\$105,000	\$215,000

\*Status definitions

- Unidentified: Funding source has not yet been determined
- Identified: Funding source has been found, but not yet requested
- Applied: Grant or loan application has been submitted, or budget has been requested
- Awarded: Grant or loan has been offered but the contract has not yet been signed or budget has not yet been approved by Council
- Encumbered: Project contract has been signed and funds have been allocated to spend on the project

**Asset Management**/Parks and Recreation  
**Ops - Park Ops Complex Equipment Storage Sheds**  
AM-2012-290

**Executive Summary**

Construct equipment and storage sheds.

**Project Justification**

Protect fleet assets from weather and store equipment inside for theft reduction.

*This project meets the following comprehensive plan goals and/or policies:*

MAINTENANCE PROGRAM (PRS4), COORD. & COOPERATION (PRS6), PARKS SERVICE QUALITY (PRS7) ADEQUATE PUBLIC FACILITIES & SERVICES (CFU1), COORDINATION (CFU3)

**Location**

Other Location  
Park Operations - Stone and Mallon.

**Project Status**

Active  
Proposed

**External Factors**

N/A

**Maintenance**

*Maintenance of capital facilities, buildings and infrastructure has an impact on a Department’s operating budget, and thus routine maintenance costs for new and ongoing projects are identified in the table below.*

	2022	2023	2024	2025	2026	2027	Total
Expected Annual Maintenance	\$0	\$0	\$0	\$0	\$0	\$0	\$0

**Maintenance Comments**

Asset Management/Parks and Recreation

Ops - Park Ops Complex Equipment Storage Sheds

AM-2012-290

Spending

Project Phase	Prior Spending	2021	Estimated Spending							Total
			2022	2023	2024	2025	2026	2027	6 Year Total	
Construction	\$0	\$0	\$0	\$0	\$0	\$75,000	\$75,000	\$0	\$150,000	\$150,000
Design	\$0	\$0	\$0	\$0	\$0	\$20,000	\$0	\$0	\$20,000	\$20,000
Total	\$0	\$0	\$0	\$0	\$0	\$95,000	\$75,000	\$0	\$170,000	\$170,000

Funding

Funding Name	Source	Status*	Prior Funding	2021	Estimated Funding							Total
					2022	2023	2024	2025	2026	2027	6 Year Total	
Park Fund Capital	---	Unfunded	\$0	\$0	\$0	\$0	\$0	\$95,000	\$75,000	\$0	\$170,000	\$170,000
Total			\$0	\$0	\$0	\$0	\$0	\$95,000	\$75,000	\$0	\$170,000	\$170,000

- \*Status definitions
- Unidentified: Funding source has not yet been determined
  - Identified: Funding source has been found, but not yet requested
  - Applied: Grant or loan application has been submitted, or budget has been requested
  - Awarded: Grant or loan has been offered but the contract has not yet been signed or budget has not yet been approved by Council
  - Encumbered: Project contract has been signed and funds have been allocated to spend on the project

Asset Management/Parks and Recreation

Ops - Park System Restroom Replacements

AM-2014-100

Executive Summary

Improve and/or replace restrooms with accessible buildings that are compliant with the Americans with Disabilities Act (ADA) as needed.

Project Justification

Buildings are deteriorating and are not ADA accessible.

*This project meets the following comprehensive plan goals and/or policies:*

PARK & OPEN SPACE SYSTEM (PRS2), MAINTENANCE PROGRAM (PRS4), PARKS SERVICE QUALITY (PRS7) ADEQUATE PUBLIC FACILITIES & SERVICES (CFU1), ENVIRONMENTAL CONCERNS (CFU5)

Location

Other Location

Jim Hill, Harmon, Highbridge, Lincoln - etc.

Project Status

Active

Remove out of date restrooms and replace with durable concrete restrooms to improve accessibility.

External Factors

N/A

Maintenance

*Maintenance of capital facilities, buildings and infrastructure has an impact on a Department’s operating budget, and thus routine maintenance costs for new and ongoing projects are identified in the table below.*

	2022	2023	2024	2025	2026	2027	Total
Expected Annual Maintenance	\$0	\$0	\$0	\$0	\$0	\$0	\$0

Maintenance Comments

Asset Management/Parks and Recreation

Ops - Park System Restroom Replacements

AM-2014-100

Spending

Project Phase	Prior Spending	2021	Estimated Spending							Total
			2022	2023	2024	2025	2026	2027	6 Year Total	
Construction	\$0	\$0	\$0	\$0	\$0	\$125,000	\$0	\$0	\$125,000	\$125,000
Design	\$25,000	\$0	\$0	\$0	\$25,000	\$0	\$25,000	\$0	\$50,000	\$75,000
Total	\$25,000	\$0	\$0	\$0	\$25,000	\$125,000	\$25,000	\$0	\$175,000	\$200,000

Funding

Funding Name	Source	Status*	Prior Funding	2021	Estimated Funding							Total
					2022	2023	2024	2025	2026	2027	6 Year Total	
Park Fund Capital	Local	Funded	\$25,000	\$0	\$0	\$0	\$25,000	\$125,000	\$25,000	\$0	\$175,000	\$200,000
Total			\$25,000	\$0	\$0	\$0	\$25,000	\$125,000	\$25,000	\$0	\$175,000	\$200,000

- \*Status definitions
- Unidentified: Funding source has not yet been determined
  - Identified: Funding source has been found, but not yet requested
  - Applied: Grant or loan application has been submitted, or budget has been requested
  - Awarded: Grant or loan has been offered but the contract has not yet been signed or budget has not yet been approved by Council
  - Encumbered: Project contract has been signed and funds have been allocated to spend on the project

Asset Management/Parks and Recreation

Ops - Roof Replacement

AM-2012-289

Executive Summary

Replace aging roofs throughout the park system. 2024 will replace the roof on the Manito Park picnic shelter.

Project Justification

Current roofs have exceeded life expectancy and damage to building is possible.

*This project meets the following comprehensive plan goals and/or policies:*

PARK & OPEN SPACE SYSTEM (PRS2), MAINTENANCE PROGRAM (PRS4), PARKS SERVICE QUALITY (PRS7) ADEQUATE PUBLIC FACILITIES & SERVICES (CFU1)

Location

Other Location

Various locations.

Project Status

Active

Proposed

External Factors

N/A

Maintenance

*Maintenance of capital facilities, buildings and infrastructure has an impact on a Department’s operating budget, and thus routine maintenance costs for new and ongoing projects are identified in the table below.*

	2022	2023	2024	2025	2026	2027	Total
Expected Annual Maintenance	\$0	\$0	\$0	\$0	\$0	\$0	\$0

Maintenance Comments

Asset Management/Parks and Recreation

Ops - Roof Replacement

AM-2012-289

Spending

Project Phase	Prior Spending	2021	Estimated Spending							Total
			2022	2023	2024	2025	2026	2027	6 Year Total	
Construction	\$100,000	\$0	\$0	\$0	\$50,000	\$0	\$0	\$0	\$50,000	\$150,000
Total	\$100,000	\$0	\$0	\$0	\$50,000	\$0	\$0	\$0	\$50,000	\$150,000

Funding

Funding Name	Source	Status*	Prior Funding	2021	Estimated Funding							Total
					2022	2023	2024	2025	2026	2027	6 Year Total	
Park Fund Capital	Local	Funded	\$100,000	\$0	\$0	\$0	\$50,000	\$0	\$0	\$0	\$50,000	\$150,000
Total			\$100,000	\$0	\$0	\$0	\$50,000	\$0	\$0	\$0	\$50,000	\$150,000

\*Status definitions

- Unidentified: Funding source has not yet been determined
- Identified: Funding source has been found, but not yet requested
- Applied: Grant or loan application has been submitted, or budget has been requested
- Awarded: Grant or loan has been offered but the contract has not yet been signed or budget has not yet been approved by Council
- Encumbered: Project contract has been signed and funds have been allocated to spend on the project

Asset Management/Parks and Recreation

Ops - Wentel Grant Park Restroom

AM-2018-109

Executive Summary

Currently there is no restroom facility for Wentel Grant Park. A restroom in this location would replace the dilapidated pit toilet recently removed. Design completed in 2022 with construction scheduled for 2023.

Project Justification

Wentel Grant park does not currently have a restroom facility and serves an increasing number of outdoor recreational programs (soccer practices, ultimate Frisbee).

*This project meets the following comprehensive plan goals and/or policies:*

PARK & OPEN SPACE SYSTEM (PRS2), BIKE & PED CIRCULATION (PRS3), MAINTENANCE PROGRAM (PRS4), INDOOR/OUTDOOR RECREATION (PRS5), COORD. & COOPERATION (PRS6), PARKS SERVICE QUALITY (PRS7) ADEQUATE PUBLIC FACILITIES & SERVICES (CFU1), COORDINATION (CFU3)

Location

Other Location

Wentel Grant Park in Latah Valley - 1708 S. Inland Empire Way.

Project Status

Active

Proposed

External Factors

N/A

Maintenance

*Maintenance of capital facilities, buildings and infrastructure has an impact on a Department's operating budget, and thus routine maintenance costs for new and ongoing projects are identified in the table below.*

	2022	2023	2024	2025	2026	2027	Total
Expected Annual Maintenance	\$0	\$0	\$0	\$0	\$0	\$0	\$0

Maintenance Comments

Asset Management/Parks and Recreation

Ops - Wentel Grant Park Restroom

AM-2018-109

Spending

Project Phase	Prior Spending	2021	Estimated Spending							Total
			2022	2023	2024	2025	2026	2027	6 Year Total	
Construction	\$0	\$0	\$0	\$200,000	\$0	\$0	\$0	\$0	\$200,000	\$200,000
Design	\$0	\$0	\$20,000	\$0	\$0	\$0	\$0	\$0	\$20,000	\$20,000
Total	\$0	\$0	\$20,000	\$200,000	\$0	\$0	\$0	\$0	\$220,000	\$220,000

Funding

Funding Name	Source	Status*	Prior Funding	2021	Estimated Funding							Total
					2022	2023	2024	2025	2026	2027	6 Year Total	
Park Fund Capital	Local	Funded	\$0	\$0	\$20,000	\$200,000	\$0	\$0	\$0	\$0	\$220,000	\$220,000
Total			\$0	\$0	\$20,000	\$200,000	\$0	\$0	\$0	\$0	\$220,000	\$220,000

- \*Status definitions
- Unidentified: Funding source has not yet been determined
  - Identified: Funding source has been found, but not yet requested
  - Applied: Grant or loan application has been submitted, or budget has been requested
  - Awarded: Grant or loan has been offered but the contract has not yet been signed or budget has not yet been approved by Council
  - Encumbered: Project contract has been signed and funds have been allocated to spend on the project

Asset Management/Parks and Recreation

Rec - Corbin Art Center Improvements

AM-2014-43

Executive Summary

2023: Veranda replacement and Painting. 2025: Driveway repair and re-striping. 2026: Main staircase refinishing and linoleum replacement. Lighting/electrical efficiency updates.

Project Justification

Replace deteriorating structural components to allow continued safe public use of a historic building while increasing opportunity for recreation programs and revenue generation through leasing of space.

*This project meets the following comprehensive plan goals and/or policies:*

MAINTENANCE PROGRAM (PRS4), INDOOR/OUTDOOR RECREATION (PRS5), COORD. & COOPERATION (PRS6), PARKS SERVICE QUALITY (PRS7) ADEQUATE PUBLIC FACILITIES & SERVICES (CFU1), COORDINATION (CFU3), ENVIRONMENTAL CONCERNS (CFU5)

Location

Other Location

Corbin Art Center -- 7th and Stevens.

Project Status

Active

Proposed

External Factors

N/A

Maintenance

*Maintenance of capital facilities, buildings and infrastructure has an impact on a Department's operating budget, and thus routine maintenance costs for new and ongoing projects are identified in the table below.*

	2022	2023	2024	2025	2026	2027	Total
Expected Annual Maintenance	\$0	\$0	\$0	\$0	\$0	\$0	\$0

Maintenance Comments

Asset Management/Parks and Recreation

Rec - Corbin Art Center Improvements

AM-2014-43

Spending

Project Phase	Prior Spending	2021	Estimated Spending							Total
			2022	2023	2024	2025	2026	2027	6 Year Total	
Construction	\$30,000	\$0	\$0	\$90,000	\$0	\$40,000	\$40,000	\$0	\$170,000	\$200,000
Total	\$30,000	\$0	\$0	\$90,000	\$0	\$40,000	\$40,000	\$0	\$170,000	\$200,000

Funding

Funding Name	Source	Status*	Prior Funding	2021	Estimated Funding							Total
					2022	2023	2024	2025	2026	2027	6 Year Total	
Park Fund Capital	Local	Funded	\$30,000	\$0	\$0	\$90,000	\$0	\$40,000	\$40,000	\$0	\$170,000	\$200,000
Total			\$30,000	\$0	\$0	\$90,000	\$0	\$40,000	\$40,000	\$0	\$170,000	\$200,000

- \*Status definitions
- Unidentified: Funding source has not yet been determined
  - Identified: Funding source has been found, but not yet requested
  - Applied: Grant or loan application has been submitted, or budget has been requested
  - Awarded: Grant or loan has been offered but the contract has not yet been signed or budget has not yet been approved by Council
  - Encumbered: Project contract has been signed and funds have been allocated to spend on the project

Asset Management/Parks and Recreation

Rec - Merkel North Restroom and Picnic Area

AM-2012-305

Executive Summary

The north Merkel picnic area near the Maintenance Facility is in need up upgrades to meet current demand. The installation of a small, public use restroom building for this section of the complex is also needed to improve user convenience.

Project Justification

There are no facilities of this type on the north side of the Merkel complex.

*This project meets the following comprehensive plan goals and/or policies:*

PARK & OPEN SPACE SYSTEM (PRS2), INDOOR/OUTDOOR RECREATION (PRS5), PARKS SERVICE QUALITY (PRS7) ADEQUATE PUBLIC FACILITIES & SERVICES (CFU1), ENVIRONMENTAL CONCERNS(CFU5)

Location

Other Location

Merkel Complex - Assembly and Rowan.

Project Status

Active

Proposed

External Factors

N/A

Maintenance

*Maintenance of capital facilities, buildings and infrastructure has an impact on a Department’s operating budget, and thus routine maintenance costs for new and ongoing projects are identified in the table below.*

	2022	2023	2024	2025	2026	2027	Total
Expected Annual Maintenance	\$0	\$0	\$0	\$0	\$0	\$0	\$0

Maintenance Comments

Asset Management/Parks and Recreation

Rec - Merkel North Restroom and Picnic Area

AM-2012-305

Spending

Project Phase	Prior Spending	2021	Estimated Spending							Total
			2022	2023	2024	2025	2026	2027	6 Year Total	
Construction	\$0	\$0	\$0	\$0	\$80,000	\$167,000	\$0	\$0	\$247,000	\$247,000
Design	\$0	\$0	\$0	\$0	\$40,000	\$0	\$0	\$0	\$40,000	\$40,000
Total	\$0	\$0	\$0	\$0	\$120,000	\$167,000	\$0	\$0	\$287,000	\$287,000

Funding

Funding Name	Source	Status*	Prior Funding	2021	Estimated Funding							Total
					2022	2023	2024	2025	2026	2027	6 Year Total	
Park Fund Capital	---	Unfunded	\$0	\$0	\$0	\$0	\$120,000	\$167,000	\$0	\$0	\$287,000	\$287,000
Total			\$0	\$0	\$0	\$0	\$120,000	\$167,000	\$0	\$0	\$287,000	\$287,000

- \*Status definitions
- Unidentified: Funding source has not yet been determined
  - Identified: Funding source has been found, but not yet requested
  - Applied: Grant or loan application has been submitted, or budget has been requested
  - Awarded: Grant or loan has been offered but the contract has not yet been signed or budget has not yet been approved by Council
  - Encumbered: Project contract has been signed and funds have been allocated to spend on the project

Asset Management/Parks and Recreation

Rec - Merkel Synthetic Field Enhancements

AM-2015-137

Executive Summary

Maintenance upgrades to the Merkel synthetic field areas is required to keep them in good working condition: 2022 will improve the border around several fields, in 2024 synthetic field requires recondition. Propose addition of another synthetic field in 2024 as well (field #7).

Project Justification

More synthetic fields are needed and the existing areas need enhancements to extend the life of the turf.

*This project meets the following comprehensive plan goals and/or policies:*

PARK & OPEN SPACE SYSTEM (PRS2), BIKE & PED CIRCULATION (PRS3), INDOOR/OUTDOOR RECREATION (PRS5), COORD. & COOPERATION (PRS6), PARKS SERVICE QUALITY (PRS7) ADEQUATE PUBLIC FACILITIES & SERVICES (CFU1), ENVIRONMENTAL CONCERNS (CFU5)

Location

Other Location

Merkel Complex - Assembly and Rowan.

Project Status

Active

Proposed

External Factors

Future bond funding availability.

Maintenance

*Maintenance of capital facilities, buildings and infrastructure has an impact on a Department’s operating budget, and thus routine maintenance costs for new and ongoing projects are identified in the table below.*

	2022	2023	2024	2025	2026	2027	Total
Expected Annual Maintenance	\$0	\$0	\$0	\$0	\$0	\$0	\$0

Maintenance Comments

Asset Management/Parks and Recreation

Rec - Merkel Synthetic Field Enhancements

AM-2015-137

Spending

Project Phase	Prior Spending	2021	Estimated Spending							Total
			2022	2023	2024	2025	2026	2027	6 Year Total	
Construction	\$0	\$0	\$0	\$0	\$1,100,000	\$0	\$0	\$0	\$1,100,000	\$1,100,000
Design	\$0	\$0	\$25,000	\$0	\$100,000	\$0	\$0	\$0	\$125,000	\$125,000
Total	\$0	\$0	\$25,000	\$0	\$1,200,000	\$0	\$0	\$0	\$1,225,000	\$1,225,000

Funding

Funding Name	Source	Status*	Prior Funding	2021	Estimated Funding							Total
					2022	2023	2024	2025	2026	2027	6 Year Total	
Park Fund Capital	---	Unfunded	\$0	\$0	\$0	\$0	\$0	\$0	\$0	\$0	\$1,225,000	\$1,225,000
Total			\$0	\$0	\$25,000	\$0	\$1,200,000	\$0	\$0	\$0	\$1,225,000	\$1,225,000

- \*Status definitions
- Unidentified: Funding source has not yet been determined
  - Identified: Funding source has been found, but not yet requested
  - Applied: Grant or loan application has been submitted, or budget has been requested
  - Awarded: Grant or loan has been offered but the contract has not yet been signed or budget has not yet been approved by Council
  - Encumbered: Project contract has been signed and funds have been allocated to spend on the project

Asset Management/Parks and Recreation

Rec - Recreation Facility Renovations

AM-2012-304

Executive Summary

2023: irrigation and field improvements at Franklin Softball Complex. 2025: access improvements and tree protection at the 3 disc golf courses.

Project Justification

The Franklin complex irrigation renovation is partially completed and requires additional work to complete. There is no permanent ADA access to the TRS chalet facility.

*This project meets the following comprehensive plan goals and/or policies:*

PARK & OPEN SPACE SYSTEM (PRS2), MAINTENANCE PROGRAM (PRS4), IND/OUTDOOR REC (PRS5), COORD. & COOPERATION (PRS6), PARKS SERVICE QUALITY (PRS7) ADEQUATE PUBLIC FACILITIES & SERVICES (CFU1), COORDINATION (CFU3)

Location

Other Location

Franklin Park Complex, 3 disc golf courses, chalet at Mt. Spokane.

Project Status

Active

Proposed

External Factors

N/A

Maintenance

*Maintenance of capital facilities, buildings and infrastructure has an impact on a Department's operating budget, and thus routine maintenance costs for new and ongoing projects are identified in the table below.*

	2020	2021	2022	2023	2024	2025	Total
Expected Annual Maintenance	\$0	\$0	\$0	\$0	\$0	\$0	\$0

Maintenance Comments

Asset Management/Parks and Recreation

Rec - Recreation Facility Renovations

AM-2012-304

Spending

Project Phase	Prior Spending	2021	Estimated Spending							Total
			2022	2023	2024	2025	2026	2027	6 Year Total	
Construction	\$110,000	\$0	\$0	\$140,000	\$0	\$40,000	\$0	\$0	\$180,000	\$290,000
Total	\$110,000	\$0	\$0	\$140,000	\$0	\$40,000	\$0	\$0	\$180,000	\$290,000

Funding

Funding Name	Source	Status*	Prior Funding	2021	Estimated Funding							Total
					2022	2023	2024	2025	2026	2027	6 Year Total	
Park Fund Capital	Local	Unfunded	\$110,000	\$0	\$0	\$140,000	\$0	\$40,000	\$0	\$0	\$180,000	\$290,000
Total			\$110,000	\$0	\$0	\$140,000	\$0	\$40,000	\$0	\$0	\$180,000	\$290,000

- \*Status definitions
- Unidentified: Funding source has not yet been determined
  - Identified: Funding source has been found, but not yet requested
  - Applied: Grant or loan application has been submitted, or budget has been requested
  - Awarded: Grant or loan has been offered but the contract has not yet been signed or budget has not yet been approved by Council
  - Encumbered: Project contract has been signed and funds have been allocated to spend on the project

Asset Management/Parks and Recreation

Rec - SE Sports Complex Renovations

AM-2012-303

Executive Summary

Phase 1 completed in 2019, renovating the neighborhood park, 46th avenue, and the first phase of a neighborhood trail. Phase 2 completes the trail. Trail improvements are funded by reserve funds secured from the 2015 sale of property to KXLY (OPR2015-0920). Phase 3 adds synthetic turf & lighting.

Project Justification

Current facility is inadequate for current use and future growth. A master plan study was completed in 2015/16 that validates these improvements.

*This project meets the following comprehensive plan goals and/or policies:*

PARK & OPEN SPACE SYSTEM (PRS2), BIKE & PED CIRCULATION (PRS3), INDOOR/OUTDOOR RECREATION (PRS5), COORD. & COOPERATION (PRS6), PARKS SERVICE QUALITY (PRS7) ADEQUATE PUBLIC FACILITIES & SERVICES (CFU1), ENVIRONMENTAL CONCERNS (CFU5)

Location

Other Location

Southeast Sports Complex, 46th and Regal.

Project Status

Active

Proposed. Phase 1 construction completed in 2019. Phase 2 planned in 2022. Phase 3 date proposed in 2026.

External Factors

Phase 2 pathway cannot be constructed until privately funded development immediately adjacent (south) of existing complex is completed. Phase 3 is dependent on Future Park Bond and RCO Grant availability.

Maintenance

*Maintenance of capital facilities, buildings and infrastructure has an impact on a Department’s operating budget, and thus routine maintenance costs for new and ongoing projects are identified in the table below.*

	2022	2023	2024	2025	2026	2027	Total
Expected Annual Maintenance	\$0	\$0	\$0	\$0	\$0	\$0	\$0

Maintenance Comments

Asset Management/Parks and Recreation

Rec - SE Sports Complex Renovations

AM-2012-303

Spending

Project Phase	Prior Spending	2021	Estimated Spending							Total
			2022	2023	2024	2025	2026	2027	6 Year Total	
Construction	\$1,120,000	\$0	\$135,000	\$0	\$0	\$0	\$750,000	\$0	\$885,000	\$2,005,000
Design	\$130,000	\$0	\$15,000	\$0	\$0	\$0	\$250,000	\$0	\$265,000	\$395,000
Total	\$1,250,000	\$0	\$150,000	\$0	\$0	\$0	\$1,000,000	\$0	\$1,150,000	\$2,400,000

Funding

Funding Name	Source	Status*	Prior Funding	2021	Estimated Funding							Total
					2022	2023	2024	2025	2026	2027	6 Year Total	
Grant - Neighborhood	Local	Funded	\$100,000	\$0	\$150,000	\$0	\$0	\$0	\$0	\$0	\$150,000	\$250,000
Grant - RCO	State	Unfunded	\$0	\$0	\$0	\$0	\$0	\$0	\$500,000	\$0	\$500,000	\$500,000
Grant - RCO WWRP	State	Funded	\$750,000	\$0	\$0	\$0	\$0	\$0	\$0	\$0	\$0	\$750,000
Park Fund Capital	Local	Funded	\$400,000	\$0	\$0	\$0	\$0	\$0	\$500,000	\$0	\$500,000	\$900,000
Total			\$1,250,000	\$0	\$150,000	\$0	\$0	\$0	\$1,000,000	\$0	\$1,150,000	\$2,400,000

- \*Status definitions
- Unidentified: Funding source has not yet been determined
  - Identified: Funding source has been found, but not yet requested
  - Applied: Grant or loan application has been submitted, or budget has been requested
  - Awarded: Grant or loan has been offered but the contract has not yet been signed or budget has not yet been approved by Council
  - Encumbered: Project contract has been signed and funds have been allocated to spend on the project

Asset Management/Police  
Police Academy Remodel  
AM-2020-62

Executive Summary

Complete remodel of toilet, urinal and wash areas of both men’s and women’s bathrooms in the main building, paint exterior of main building, replace carpet in all classrooms, upgrade access security systems consistent with the Public Safety Building, add security cameras to range area and entrance.

Project Justification

Bathroom areas are badly worn with countertops and tile flooring separating from the surface. The toilet stall dividers are in a state of disrepair and are not compliant with the Americans with Disabilities Act (ADA). Carpeting in all classrooms is badly worn and stained. Professional cleaning has not removed stains. Exterior paint on the main building is sun bleached and worn. Campus security access systems use out of date software platforms different from the rest of police facilities. Security cameras do not cover the range area. Multiple agencies utilize the range during and outside academy business hours. Occasionally the range area has been damaged outside business hours and staff has no way of determining who/what caused the damage.

*This project meets the following comprehensive plan goals and/or policies:*

Location

Other Location  
2302 N Waterworks St

Project Status

Active  
Initial stages of planning and discussion.

External Factors

Maintenance

*Maintenance of capital facilities, buildings and infrastructure has an impact on a Department’s operating budget, and thus routine maintenance costs for new and ongoing projects are identified in the table below.*

	2022	2023	2024	2025	2026	2027	Total
Expected Annual Maintenance	\$0	\$0	\$0	\$0	\$0	\$0	\$0

Maintenance Comments

Asset Management/Police

Police Academy Remodel

AM-2020-62

Spending

Project Phase	Prior Spending	2021	Estimated Spending							Total
			2022	2023	2024	2025	2026	2027	6 Year Total	
Planning	\$0	\$0	\$70,000	\$15,000	\$0	\$0	\$0	\$0	\$85,000	\$85,000
Total	\$0	\$0	\$70,000	\$15,000	\$0	\$0	\$0	\$0	\$85,000	\$85,000

Funding

Funding Name	Source	Status*	Prior Funding	2021	Estimated Funding							Total
					2022	2023	2024	2025	2026	2027	6 Year Total	
REET1	Identified	Funded	\$0	\$0	\$70,000	\$15,000	\$0	\$0	\$0	\$0	\$85,000	\$85,000
Total			\$0	\$0	\$70,000	\$15,000	\$0	\$0	\$0	\$0	\$85,000	\$85,000

\*Status definitions

- Unidentified: Funding source has not yet been determined
- Identified: Funding source has been found, but not yet requested
- Applied: Grant or loan application has been submitted, or budget has been requested
- Awarded: Grant or loan has been offered but the contract has not yet been signed or budget has not yet been approved by Council
- Encumbered: Project contract has been signed and funds have been allocated to spend on the project

**Asset Management/Solid Waste Management****Cart/Container Storage & Maintenance Building**

AM-2020-59

**Executive Summary**

Metal building to consolidate new inventory, replacement parts, and repair tools for carts and containers at the Spokane Central Service Center.

**Project Justification**

To properly and securely store and repair carts and containers at the Spokane Central Service Center. All equipment and materials needed to be removed from the Foothills location as the City prepares to vacate the property which has been sold to Spokane Public Schools to build a new school on. This consolidates two locations into one for the department. Solid Waste Collection is currently sharing a storage building with the Street Department and are outgrowing it.

*This project meets the following comprehensive plan goals and/or policies:*

Goal CFU 1: 1.2 Operational Efficiency -- Development of projects that improve operational efficiency or reduce costs by increasing capacity, use and/or life expectancy. Goal LU 6: 6.4 School & City Cooperation: Continue the cooperation of the city and school officials.

**Location**

Other Location

Spokane Central Service Center, 915 N. Nelson St, Spokane, WA 99202

**Project Status**

Active

Planning, design, and construction of a metal building for storage and repair of carts and containers. Planned for 2021, postponing until 2023. Moved projected costs and funding to 2023. Kept as active because it falls within the 2022-2027 time frame.

**External Factors**

Council action is required to approve Solid Waste Collection rates in order to fully fund this project.

**Maintenance**

*Maintenance of capital facilities, buildings and infrastructure has an impact on a Department's operating budget, and thus routine maintenance costs for new and ongoing projects are identified in the table below.*

	2022	2023	2024	2025	2026	2027	Total
Expected Annual Maintenance	\$0	\$0	\$0	\$0	\$0	\$0	\$0

**Maintenance Comments**

Asset Management/Solid Waste Management

Cart/Container Storage & Maintenance Building

AM-2020-59

Spending

Project Phase	Prior Spending	2021	Estimated Spending							Total
			2022	2023	2024	2025	2026	2027	6 Year Total	
Construction	\$0	\$0	\$0	\$140,000	\$0	\$0	\$0	\$0	\$140,000	\$140,000
Total	\$0	\$0	\$0	\$140,000	\$0	\$0	\$0	\$0	\$140,000	\$140,000

Funding

Funding Name	Source	Status*	Prior Funding	2021	Estimated Funding							Total
					2022	2023	2024	2025	2026	2027	6 Year Total	
Utility Rates	Identified	Funded	\$0	\$0	\$0	\$140,000	\$0	\$0	\$0	\$0	\$140,000	\$140,000
Total			\$0	\$0	\$0	\$140,000	\$0	\$0	\$0	\$0	\$140,000	\$140,000

- \*Status definitions
- Unidentified: Funding source has not yet been determined
  - Identified: Funding source has been found, but not yet requested
  - Applied: Grant or loan application has been submitted, or budget has been requested
  - Awarded: Grant or loan has been offered but the contract has not yet been signed or budget has not yet been approved by Council
  - Encumbered: Project contract has been signed and funds have been allocated to spend on the project

Asset Management/Solid Waste Management

CNG Compressor

AM-2021-52

Executive Summary

Expand the existing Compressed Natural Gas (CNG) fuel station that was built in 2015 to accommodate additional CNG vehicles.

Project Justification

As Solid Waste Collection's diesel vehicles reach the end of their useful life, they are being replaced with CNG fueled vehicles. To accommodate the additional CNG vehicles, additional capacity is needed for fueling. The original CNG station built in 2015 was built with room to add additional fueling stations when appropriate. Another large CNG compressor is needed once the fleet exceeds fifty vehicles to allow adequate time for overnight fueling.

*This project meets the following comprehensive plan goals and/or policies:*

Goal CFU 5: 5.5 Waste Reduction & Recycling -- Provide efficient and economical solid waste services, promote waste reduction and minimize impacts on environment and heath. Goal ED 8: 8.1 Quality of Life Protection -- Protect natural and built environment as primary quality of life.

Location

Other Location  
Spokane Central Service Center, 915 N. Nelson St., Spokane, WA 99202

Project Status

Active  
Initial planning to add an additional gas compressor to the Compressed Natural Gas (CNG) Fueling Station at the Spokane Central Service Center.

External Factors

Council action is required to approve Solid Waste Collection rates in order to fully fund this project. Construction material pricing, along with supply and demand of materials and labor, may affect the timing of this project.

Maintenance

*Maintenance of capital facilities, buildings and infrastructure has an impact on a Department's operating budget, and thus routine maintenance costs for new and ongoing projects are identified in the table below.*

	2022	2023	2024	2025	2026	2027	Total
Expected Annual Maintenance	\$0	\$0	\$0	\$0	\$0	\$0	\$0

Maintenance Comments

Asset Management/Solid Waste Management

CNG Compressor

AM-2021-52

Spending

Project Phase	Prior Spending	2021	Estimated Spending							Total
			2022	2023	2024	2025	2026	2027	6 Year Total	
Construction	\$0	\$0	\$100,000	\$0	\$0	\$0	\$0	\$0	\$100,000	\$100,000
Total	\$0	\$0	\$100,000	\$0	\$0	\$0	\$0	\$0	\$100,000	\$100,000

Funding

Funding Name	Source	Status*	Prior Funding	2021	Estimated Funding							Total
					2022	2023	2024	2025	2026	2027	6 Year Total	
Utility Rates	Identified	Funded	\$0	\$0	\$100,000	\$0	\$0	\$0	\$0	\$0	\$100,000	\$100,000
Total			\$0	\$0	\$100,000	\$0	\$0	\$0	\$0	\$0	\$100,000	\$100,000

\*Status definitions

- Unidentified: Funding source has not yet been determined
- Identified: Funding source has been found, but not yet requested
- Applied: Grant or loan application has been submitted, or budget has been requested
- Awarded: Grant or loan has been offered but the contract has not yet been signed or budget has not yet been approved by Council
- Encumbered: Project contract has been signed and funds have been allocated to spend on the project

Asset Management/Streets

Street Department Snow Maintenance Facility Improvements

AM-2021-90

Executive Summary

Equipment Storage Buildings and Brine Production Equipment

Project Justification

Equipment used by the street department would last longer being stored inside while not being used. Facilities and equipment for making brine would provide alternative materials used for winter maintenance with economic and environmental benefits.

*This project meets the following comprehensive plan goals and/or policies:*

Location

Other Location

901 N Nelson

Project Status

Active

Project will take place in 2022 and 2023

External Factors

Maintenance

*Maintenance of capital facilities, buildings and infrastructure has an impact on a Department’s operating budget, and thus routine maintenance costs for new and ongoing projects are identified in the table below.*

	2022	2023	2024	2025	2026	2027	Total
Expected Annual Maintenance	\$0	\$0	\$0	\$0	\$0	\$0	\$0

Maintenance Comments

Asset Management/Streets

Street Department Snow Maintenance Facility Improvements

AM-2021-90

Spending

Project Phase	Prior Spending	2021	Estimated Spending							Total
			2022	2023	2024	2025	2026	2027	6 Year Total	
Construction	\$0	\$0	\$0	\$1,000,000	\$0	\$0	\$0	\$0	\$1,000,000	\$1,000,000
Purchases	\$0	\$0	\$500,000	\$0	\$0	\$0	\$0	\$0	\$500,000	\$500,000
Total	\$0	\$0	\$500,000	\$1,000,000	\$0	\$0	\$0	\$0	\$1,500,000	\$1,500,000

Funding

Funding Name	Source	Status*	Prior Funding	2021	Estimated Funding							Total
					2022	2023	2024	2025	2026	2027	6 Year Total	
Street Maintenance	Identified	Funded	\$0	\$0	\$500,000	\$1,000,000	\$0	\$0	\$0	\$0	\$1,500,000	\$1,500,000
Total			\$0	\$0	\$500,000	\$1,000,000	\$0	\$0	\$0	\$0	\$1,500,000	\$1,500,000

- \*Status definitions
- Unidentified: Funding source has not yet been determined
  - Identified: Funding source has been found, but not yet requested
  - Applied: Grant or loan application has been submitted, or budget has been requested
  - Awarded: Grant or loan has been offered but the contract has not yet been signed or budget has not yet been approved by Council
  - Encumbered: Project contract has been signed and funds have been allocated to spend on the project

Asset Management/Wastewater Management

Liquid Disinfection Building Reskinning

AM-2017-120

Executive Summary

This project would reroof and reside the existing Liquid Disinfection Building at the Riverside Park Water Reclamation Facility (RPWRF).

Project Justification

The Liquid Disinfection Building is experiencing roofing and siding failures, allowing weather and water exposure of critical equipment including electrical controls. Reskinning will preserve critical function of plant equipment as well as improving aesthetics of the facility to match the approved master plan. Reskinning will also allow for modifications to facilitate easier removal and replacement of equipment housed inside. Currently replacement of some equipment is not possible.

*This project meets the following comprehensive plan goals and/or policies:*

Capital Facilities and Utilities; CFU1, Adequate Public Facilities and Services, CFU2, Concurrency, CFU3 Coordination, CFU4,Service Provision, CFU5, Environmental Concerns

Location

Other Location

Riverside Park Wastewater Treatment Facility.

Project Status

Active

Expected to be completed after the NLT improvements and an evaluation of plant capital facility needs.

External Factors

Coordination with other construction work in this portion of the Wastewater Treatment Plant (WWTP).

Maintenance

*Maintenance of capital facilities, buildings and infrastructure has an impact on a Department’s operating budget, and thus routine maintenance costs for new and ongoing projects are identified in the table below.*

	2022	2023	2024	2025	2026	2027	Total
Expected Annual Maintenance	\$0	\$0	\$0	\$0	\$0	\$0	\$0

Maintenance Comments

Asset Management/Wastewater Management

Liquid Disinfection Building Reskinning

AM-2017-120

Spending

Project Phase	Prior Spending	2021	Estimated Spending							Total
			2022	2023	2024	2025	2026	2027	6 Year Total	
Construction	\$0	\$0	\$0	\$5,250,000	\$0	\$0	\$0	\$0	\$5,250,000	\$5,250,000
Design	\$0	\$0	\$450,000	\$0	\$0	\$0	\$0	\$0	\$450,000	\$450,000
Total	\$0	\$0	\$450,000	\$5,250,000	\$0	\$0	\$0	\$0	\$5,700,000	\$5,700,000

Funding

Funding Name	Source	Status*	Prior Funding	2021	Estimated Funding							Total
					2022	2023	2024	2025	2026	2027	6 Year Total	
Utility Rates-RPWRF Ops	Local	Funded	\$0	\$0	\$450,000	\$5,250,000	\$0	\$0	\$0	\$0	\$5,700,000	\$5,700,000
Total			\$0	\$0	\$450,000	\$5,250,000	\$0	\$0	\$0	\$0	\$5,700,000	\$5,700,000

\*Status definitions

- Unidentified: Funding source has not yet been determined
- Identified: Funding source has been found, but not yet requested
- Applied: Grant or loan application has been submitted, or budget has been requested
- Awarded: Grant or loan has been offered but the contract has not yet been signed or budget has not yet been approved by Council
- Encumbered: Project contract has been signed and funds have been allocated to spend on the project

Asset Management/Wastewater Management

Maintenance and Warehouse Roof Membrane Replacement

AM-2021-85

Executive Summary

This project would renew the roof membrane for the existing Maintenance and Warehouse building areas at the Riverside Park Water Reclamation Facility (RPWRF).

Project Justification

The Maintenance and Warehouse Building is experiencing roofing failures, allowing weather and water exposure of critical equipment including electrical controls. Replacing the roof membrane will preserve critical function of plant equipment.

*This project meets the following comprehensive plan goals and/or policies:*

Capital Facilities and Utilities; CFU1, Adequate Public Facilities and Services, CFU2, Concurrency, CFU3 Coordination, CFU4,Service Provision, CFU5, Environmental Concerns

Location

Other Location

Riverside Park Wastewater Treatment Facility.

Project Status

Active

This project is in the planning phase.

External Factors

Coordination with other construction work in this portion of the Wastewater Treatment Plant (WWTP).

Maintenance

*Maintenance of capital facilities, buildings and infrastructure has an impact on a Department’s operating budget, and thus routine maintenance costs for new and ongoing projects are identified in the table below.*

	2022	2023	2024	2025	2026	2027	Total
Expected Annual Maintenance	\$0	\$0	\$0	\$0	\$0	\$0	\$0

Maintenance Comments

Asset Management/Wastewater Management

Maintenance and Warehouse Roof Membrane Replacement

AM-2021-85

Spending

Project Phase	Prior Spending	2021	Estimated Spending							Total
			2022	2023	2024	2025	2026	2027	6 Year Total	
Construction	\$0	\$0	\$0	\$200,000	\$0	\$0	\$0	\$0	\$200,000	\$200,000
Total	\$0	\$0	\$0	\$200,000	\$0	\$0	\$0	\$0	\$200,000	\$200,000

Funding

Funding Name	Source	Status*	Prior Funding	2021	Estimated Funding							Total
					2022	2023	2024	2025	2026	2027	6 Year Total	
Utility Rates-RPWRF Ops	Local	Funded	\$0	\$0	\$0	\$200,000	\$0	\$0	\$0	\$0	\$200,000	\$200,000
Total			\$0	\$0	\$0	\$200,000	\$0	\$0	\$0	\$0	\$200,000	\$200,000

- \*Status definitions
- Unidentified: Funding source has not yet been determined
  - Identified: Funding source has been found, but not yet requested
  - Applied: Grant or loan application has been submitted, or budget has been requested
  - Awarded: Grant or loan has been offered but the contract has not yet been signed or budget has not yet been approved by Council
  - Encumbered: Project contract has been signed and funds have been allocated to spend on the project

Asset Management/Wastewater Management

RPWRF Building Exterior Rehabilitation and Improvements

AM-2014-112

Executive Summary

Replace and upgrade the Solids Process Building exterior, and that of a few others, including roofs, windows, insulation, snow canopies, loading docks, and stairways.

Project Justification

The Solids Process Building exterior is a metal skin over a steel framework and was originally constructed in 1975 through 1977, with a small portion replaced in 2004. It is reaching the end of its service life. Weather-caused water damage has occurred and is a great concern for the building integrity and equipment (Plant control system and solid processing system). In addition, there are chemicals and lab equipment housed in the building that are becoming at risk. A number of associated smaller buildings, of similar age and condition, are also need exterior rehabilitation. *This project meets the following comprehensive plan goals and/or policies:*

Location

Other Location

Riverside Park Water Reclamation Facility

Project Status

Active

This project is in the planning phase.

External Factors

This project was deferred in 2013 due to funding constraints.

Maintenance

*Maintenance of capital facilities, buildings and infrastructure has an impact on a Department’s operating budget, and thus routine maintenance costs for new and ongoing projects are identified in the table below.*

	2022	2023	2024	2025	2026	2027	Total
Expected Annual Maintenance	\$0	\$0	\$0	\$0	\$0	\$0	\$0

Maintenance Comments

Asset Management/Wastewater Management

RPWRF Building Exterior Rehabilitation and Improvements

AM-2014-112

Spending

Project Phase	Prior Spending	2021	Estimated Spending							Total
			2022	2023	2024	2025	2026	2027	6 Year Total	
Construction	\$0	\$0	\$0	\$3,750,000	\$0	\$0	\$0	\$0	\$3,750,000	\$3,750,000
Design	\$0	\$0	\$250,000	\$0	\$0	\$0	\$0	\$0	\$250,000	\$250,000
Total	\$0	\$0	\$250,000	\$3,750,000	\$0	\$0	\$0	\$0	\$4,000,000	\$4,000,000

Funding

Funding Name	Source	Status*	Prior Funding	2021	Estimated Funding							Total
					2022	2023	2024	2025	2026	2027	6 Year Total	
Utility Rates-RPWRF Ops	Local	Funded	\$0	\$0	\$250,000	\$3,750,000	\$0	\$0	\$0	\$0	\$4,000,000	\$4,000,000
Total			\$0	\$0	\$250,000	\$3,750,000	\$0	\$0	\$0	\$0	\$4,000,000	\$4,000,000

\*Status definitions

- Unidentified: Funding source has not yet been determined
- Identified: Funding source has been found, but not yet requested
- Applied: Grant or loan application has been submitted, or budget has been requested
- Awarded: Grant or loan has been offered but the contract has not yet been signed or budget has not yet been approved by Council
- Encumbered: Project contract has been signed and funds have been allocated to spend on the project

Asset Management/Water

Upriver Dam Ops Facility Remodel

AM-2018-146

Executive Summary

Remodel Upriver Dam administration building for control room, office space, equipment storage, work areas, meeting areas, etc.

Project Justification

Project makes city owned facility more usable and efficient.

*This project meets the following comprehensive plan goals and/or policies:*

CFU 1 - Adequate Public Facilities and Services CFU 5 - Environmental Concerns NE 1 - Water Quality

Location

Other Location

Upriver Dam

Project Status

Active

Planning stages of remodel.

External Factors

Market construction costs and construction complications could adversely impact the overall cost of the remodel.

Expenditure of funds approved by city council

Maintenance

*Maintenance of capital facilities, buildings and infrastructure has an impact on a Department’s operating budget, and thus routine maintenance costs for new and ongoing projects are identified in the table below.*

	2022	2023	2024	2025	2026	2027	Total
Expected Annual Maintenance	\$0	\$0	\$0	\$0	\$0	\$0	\$0

Maintenance Comments

Asset Management/Water

Upriver Dam Ops Facility Remodel

AM-2018-146

Spending

Project Phase	Prior Spending	2021	Estimated Spending							Total
			2022	2023	2024	2025	2026	2027	6 Year Total	
Construction	\$0	\$0	\$0	\$0	\$1,500,000	\$0	\$0	\$0	\$1,500,000	\$1,500,000
Design	\$0	\$0	\$0	\$100,000	\$0	\$0	\$0	\$0	\$100,000	\$100,000
Total	\$0	\$0	\$0	\$100,000	\$1,500,000	\$0	\$0	\$0	\$1,600,000	\$1,600,000

Funding

Funding Name	Source	Status*	Prior Funding	2021	Estimated Funding							Total
					2022	2023	2024	2025	2026	2027	6 Year Total	
Utility Rates - Water Ops	Identified	Funded	\$0	\$0	\$0	\$100,000	\$1,500,000	\$0	\$0	\$0	\$1,600,000	\$1,600,000
Total			\$0	\$0	\$0	\$100,000	\$1,500,000	\$0	\$0	\$0	\$1,600,000	\$1,600,000

\*Status definitions

- Unidentified: Funding source has not yet been determined
- Identified: Funding source has been found, but not yet requested
- Applied: Grant or loan application has been submitted, or budget has been requested
- Awarded: Grant or loan has been offered but the contract has not yet been signed or budget has not yet been approved by Council
- Encumbered: Project contract has been signed and funds have been allocated to spend on the project

Asset Management/Water

Water Dept. Ops Facility Maintenance and Renovation

AM-2021-69

Executive Summary

Facility upgrades are required for industrial hygiene mitigation, office space, bathroom space, and storage requirements.

Project Justification

Water Dept. has identified unacceptable air quality conditions, unfavorable office space conditions, lack of storage, unacceptable levels of access, undersized bathroom facilities, etc.

*This project meets the following comprehensive plan goals and/or policies:*

CFU 1 - Adequate Public Facilities and Services CFU 5 - Environmental Concerns ED 6.1 INFRASTRUCTURE PROJECTS

Location

Other Location

914 E North Foothills, Spokane, 99207

Project Status

Active

On-going

External Factors

Construction seasons timing, contractor availability, and expenditure approval of funds by city council.

Maintenance

*Maintenance of capital facilities, buildings and infrastructure has an impact on a Department’s operating budget, and thus routine maintenance costs for new and ongoing projects are identified in the table below.*

	2022	2023	2024	2025	2026	2027	Total
Expected Annual Maintenance	\$0	\$0	\$0	\$0	\$0	\$0	\$0

Maintenance Comments

Asset Management/Water

Water Dept. Ops Facility Maintenance and Renovation

AM-2021-69

Spending

Project Phase	Prior Spending	2021	Estimated Spending							Total
			2022	2023	2024	2025	2026	2027	6 Year Total	
Construction	\$0	\$0	\$100,000	\$1,100,000	\$1,000,000	\$0	\$0	\$0	\$2,200,000	\$2,200,000
Design	\$0	\$0	\$100,000	\$0	\$0	\$0	\$0	\$0	\$100,000	\$100,000
Total	\$0	\$0	\$200,000	\$1,100,000	\$1,000,000	\$0	\$0	\$0	\$2,300,000	\$2,300,000

Funding

Funding Name	Source	Status*	Prior Funding	2021	Estimated Funding							Total
					2022	2023	2024	2025	2026	2027	6 Year Total	
Utility Rates - Water Ops	Identified	Funded	\$0	\$0	\$200,000	\$1,100,000	\$1,000,000	\$0	\$0	\$0	\$2,300,000	\$2,300,000
Total			\$0	\$0	\$200,000	\$1,100,000	\$1,000,000	\$0	\$0	\$0	\$2,300,000	\$2,300,000

- \*Status definitions
- Unidentified: Funding source has not yet been determined
  - Identified: Funding source has been found, but not yet requested
  - Applied: Grant or loan application has been submitted, or budget has been requested
  - Awarded: Grant or loan has been offered but the contract has not yet been signed or budget has not yet been approved by Council
  - Encumbered: Project contract has been signed and funds have been allocated to spend on the project

# SPOKANE FIRE DEPARTMENT

---

# Spokane Fire Department

## Department Mission

The Spokane Fire Department's Mission is to enhance your quality of life, always earning your trust by saving lives, preventing harm and protecting property with compassion and integrity.

## Department Vision

The Spokane Fire Department's vision is to cultivate a culture and legacy of pride through teamwork, inclusion, respect, and professionalism; rooted in our community and service. Every member of the organization is bound together by our mission and a passionate commitment to saving lives.



## Contact Information

Name	Title	Telephone	Email
Brian Schaeffer	Fire Chief	625-7001	<a href="mailto:bschaeffer@spokanefire.org">bschaeffer@spokanefire.org</a>
Tom Williams	Assistant Fire Chief	625-7002	<a href="mailto:tmwilliams@spokanefire.org">tmwilliams@spokanefire.org</a>
Julie O'Berg	Deputy Fire Chief	625-7003	<a href="mailto:joberg@spokanefire.org">joberg@spokanefire.org</a>
Rex Strickland	Deputy Fire Chief	625-7004	<a href="mailto:rstrickland@spokanefire.org">rstrickland@spokanefire.org</a>
Jay Atwood	Deputy Fire Chief	625-7095	<a href="mailto:jatwood@spokanefire.org">jatwood@spokanefire.org</a>

## Services Provided:

The Spokane Fire Department (SFD) responds to over 45,000 calls each year ranging from firefighting and medical emergencies to auto extrication, special rescue situations and hazardous materials incidents. SFD provides response services from 16 stations located strategically throughout the city staffed by approximately 71 personnel each day on 23 emergency response apparatus. Special teams and skills provided by response personnel include Confined Space Rescue, Water Rescue, Hazardous Materials, Technical Rescues, Terrorism, Paramedic Training, and Helicopter Rescue.

Besides emergency responses the Fire Department provides a number of other services to the community such as: Community Risk Reduction Programs, Life-Safety Related Code Enforcement and Development, Permit Issuance, Special Event Planning, Construction and Building Inspections, Life Safety System Records Management, Business License Fire Inspections, Permitting, Planning, Rapid Entry Systems and Fire Investigation.

Additionally, the department's Integrated Medical Services CARES program operates in concert with EWU's School of Social Work to use student interns that link patients referred by firefighters, to social and other community programs that can provide them needed assistance. This program has helped to reduce repeated 9-1-1 calls, and improved the quality of life for many of the clients by connecting them to programs which allow them

remain in their homes in a stable environment. The Integrated Medical Services Division also manages a Behavioral Response Unit (BRU). The BRU is a partnership with Frontier Behavioral Health that partners an SFD Paramedic with a Mental Health Interventionalist. The team responds to behavioral emergencies with the goal of diverting people experiencing behavioral symptoms away from emergency departments to more suitable behavioral and substance use treatment services. The BRU diverts nearly 50% of behavioral cases away from local emergency departments.

Internal divisions within the Fire Department include:

- Training Division: Ensures competent and highly trained firefighters. SFD Training facilities provide a variety of training opportunities for not only City personnel, but for others throughout the region.
- Integrated Medical Services Division: tasked to lead and manage the medical systems necessary to provide quality pre-hospital basic life support and paramedic level critical care including the management and oversight of the 9-1-1 ambulance transport contract and coordination of the overall community EMS system.
- Logistics Division: Provides maintenance services for all response apparatus, staff vehicles and specialty equipment used by response personnel as well as managing SFD's 21 facilities.
- Communications (FireComm): Provides Fire and Emergency Medical Dispatch services to the jurisdiction of the City.
- The Innovation and Technology Division: Provides 24/7 critical information technology services for the entire Fire Department with key responsibilities including functionality of the computer aided dispatch (CAD) and systems necessary to provide communication, operational, and support services.

## **Background**

The Spokane Fire Department began as a volunteer fire department in 1884. As a result of the Great Fire of Spokane that occurred in the summer of 1889, the City of Spokane City Council established a paid fire department on December 18, 1889. On August 22, 1893, the city council passed an ordinance officially naming the department, "A department of the city government is hereby created and established to be known as the Fire Department of the City of Spokane."

## **Level of Service Standard**

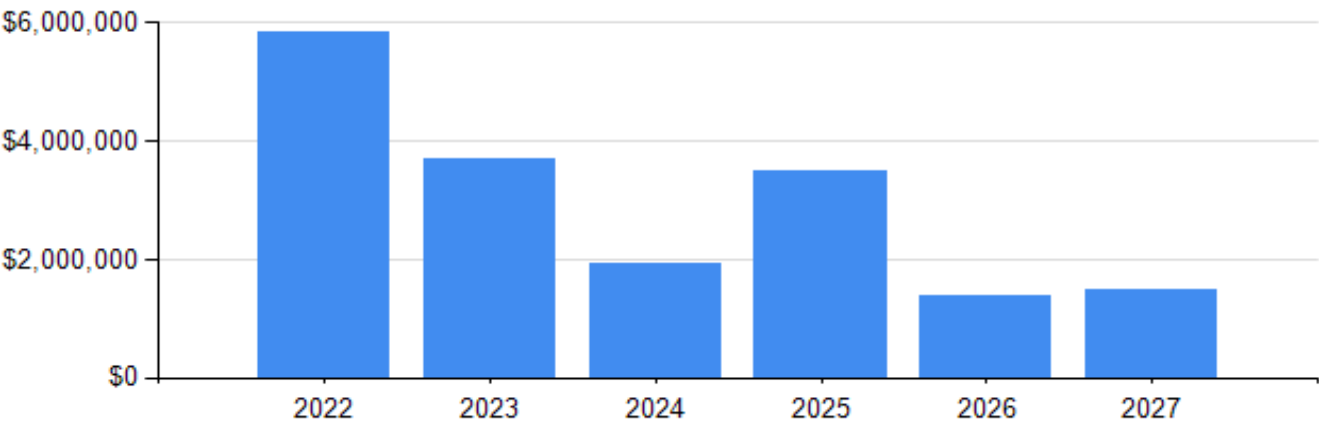
Fire Department response time objectives to be accomplished 90% of the time are as follows:

- 8 min 30 sec for the first arriving fire engine at a priority fire suppression incident.
- 8 min 30 sec for the first arriving fire department medical unit at a priority medical incident.
- 8 min 30 sec for the first arriving SFD paramedic unit at a priority medical incident.
- 11 minutes for the arrival of the full first alarm assignment (14 personnel) at a structure fire.

# Spending by Category Summary

Fire

Category	2022	2023	2024	2025	2026	2027	Total
Fire Department	\$5,848,375	\$3,689,632	\$1,909,355	\$3,477,516	\$1,366,074	\$1,484,355	\$17,775,307
Total	\$5,848,375	\$3,689,632	\$1,909,355	\$3,477,516	\$1,366,074	\$1,484,355	\$17,775,307



# Funding Summary by Project

## Fire

Fire											
Project Name	Funding Source	To Date	2021	2022	2023	2024	2025	2026	2027	6 Year Estimate	Project Total
Apparatus: Large FD Response	ARPA	\$11,628,688	\$0	\$2,420,905	\$0	\$0	\$0	\$0	\$0	\$2,420,905	\$14,049,593
	SIP Public Safety Transfer	\$0	\$0	\$850,000	\$0	\$0	\$0	\$0	\$0	\$850,000	\$850,000
	Unknown	\$0	\$0	\$0	\$1,700,869	\$0	\$1,449,939	\$0	\$0	\$3,150,808	\$3,150,808
	Total	\$11,628,688	\$0	\$3,270,905	\$1,700,869	\$0	\$1,449,939	\$0	\$0	\$6,421,713	\$18,050,401
Apparatus: Small FD Response - Brush-ARU-Staff	ARPA	\$777,269	\$0	\$1,581,950	\$0	\$0	\$0	\$0	\$0	\$1,581,950	\$2,359,219
	Unknown	\$0	\$0	\$0	\$904,221	\$918,744	\$933,848	\$408,418	\$424,757	\$3,589,988	\$3,589,988
	Total	\$777,269	\$0	\$1,581,950	\$904,221	\$918,744	\$933,848	\$408,418	\$424,757	\$5,171,938	\$5,949,207
Equipment: Apparatus, Operations & Training	ARPA	\$2,145,447	\$0	\$562,604	\$0	\$0	\$0	\$0	\$0	\$562,604	\$2,708,051
	Unknown	\$0	\$0	\$0	\$493,861	\$466,603	\$580,627	\$344,995	\$445,697	\$2,331,783	\$2,331,783
	Total	\$2,145,447	\$0	\$562,604	\$493,861	\$466,603	\$580,627	\$344,995	\$445,697	\$2,894,387	\$5,039,834
Equipment: IMS for FD Facilities & Apparatus	ARPA	\$1,086,584	\$0	\$141,000	\$0	\$0	\$0	\$0	\$0	\$141,000	\$1,227,584
	Unknown	\$0	\$0	\$0	\$261,200	\$166,902	\$119,000	\$212,438	\$201,470	\$961,010	\$961,010
	Total	\$1,086,584	\$0	\$141,000	\$261,200	\$166,902	\$119,000	\$212,438	\$201,470	\$1,102,010	\$2,188,594
Equipment: Personal Protective Equip (Structural)	ARPA	\$1,152,501	\$0	\$291,916	\$0	\$0	\$0	\$0	\$0	\$291,916	\$1,444,417
	Unknown	\$0	\$0	\$0	\$329,481	\$357,106	\$394,102	\$400,223	\$412,431	\$1,893,343	\$1,893,343
	Total	\$1,152,501	\$0	\$291,916	\$329,481	\$357,106	\$394,102	\$400,223	\$412,431	\$2,185,259	\$3,337,760
Category Total		\$16,790,489	\$0	\$5,848,375	\$3,689,632	\$1,909,355	\$3,477,516	\$1,366,074	\$1,484,355	\$17,775,307	\$34,565,796
Department Total		\$16,790,489	\$0	\$5,848,375	\$3,689,632	\$1,909,355	\$3,477,516	\$1,366,074	\$1,484,355	\$17,775,307	\$34,565,796
Percent Funded				100%	0%	0%	0%	0%	0%	33%	

# Funding Summary by Department

## Fire

Funding Source	To Date	2021	2022	2023	2024	2025	2026	2027	6 Year Estimate	Funding Total
ARPA	\$16,790,489	\$0	\$4,998,375	\$0	\$0	\$0	\$0	\$0	\$4,998,375	\$16,627,063
SIP Public Safety Transfer	\$0	\$0	\$850,000	\$0	\$0	\$0	\$0	\$0	\$850,000	\$850,000
Unknown	\$0	\$0	\$0	\$3,689,632	\$1,909,355	\$3,477,516	\$1,366,074	\$1,484,355	\$11,926,932	\$11,926,932
Department Total	\$16,790,489	\$0	\$5,848,375	\$3,689,632	\$1,909,355	\$3,477,516	\$1,366,074	\$1,484,355	\$17,775,307	\$34,565,796

# Spokane Fire Department Project Reports

---

Fire/---

## Apparatus: Large FD Response

SFD-2012-362

### Executive Summary

Replacement of Large Fire response units needs to be on a scheduled program to improve dependability and stabilize/improve overall fleet on-going maintenance costs. (4) Pumpers are scheduled for replacement in 2022.

### Project Justification

This Category is for Large Response Apparatus - Engines; Ladders; Quints; Rescues. In order to have reliable apparatus for emergency response, the City needs to replace response vehicles in a timely manner. Maintenance costs rise as apparatus age and out of service time increases as more significant repairs are needed. The Fire Department provides excellent preventative maintenance but this is not a substitute for a strategic replacement plan. Additionally, NFPA (National Fire Protection Association) Standards for fire apparatus continue to change and improve over the typical life of existing SFD apparatus.

*This project meets the following comprehensive plan goals and/or policies:*

CFU1: Adequate Public Facilities and Services, CFU2: Concurrency, CFU4: Service Provision, CFU5: Environmental Concerns, CFU6: Multiple Objectives

### Location

Other Location

These are located throughout the city at various fire stations.

### Project Status

Active

(4) Pumpers are scheduled for purchase in 2022. (2) additional Pumpers are scheduled for replacement in 2023. (1) Quint is scheduled for purchase in 2025.

### External Factors

Unknown funding source due to the elimination of SIP funds. Large FD Response apparatus replacement were previously funded with SIP. Typically it takes approximately a year to spec, bid, build, receive, prep for service and train on a new apparatus before it can go in service. It is more cost effective and time efficient to purchase identical apparatus in groups of at least (2). Cost increase is factored at 4% annually.

### Maintenance

*Maintenance of capital facilities, buildings and infrastructure has an impact on a Department's operating budget, and thus routine maintenance costs for new and ongoing projects are identified in the table below.*

	2022	2023	2024	2025	2026	2027	Total
Expected Annual Maintenance	\$30,000	\$31,200	\$32,448	\$33,746	\$35,096	\$36,500	\$596,970

### Maintenance Comments

Average annual maintenance cost for larger units is approximately \$30-40k per year. This cost includes fuel, maintenance, tires, etc.

Fire/---

Apparatus: Large FD Response

SFD-2012-362

Spending

Project Phase	Prior Spending	2021	Estimated Spending							Total
			2022	2023	2024	2025	2026	2027	6 Year Total	
Purchases	\$11,628,688	\$0	\$3,270,905	\$1,700,869	\$0	\$1,449,939	\$0	\$0	\$6,421,713	\$18,050,401
Total	\$11,628,688	\$0	\$3,270,905	\$1,700,869	\$0	\$1,449,939	\$0	\$0	\$6,421,713	\$18,050,401

Funding

Funding Name	Source	Status*	Prior Funding	2021	Estimated Funding							Total
					2022	2023	2024	2025	2026	2027	6 Year Total	
ARPA	Identified	Funded	\$11,628,688	\$0	\$2,420,905	\$0	\$0	\$0	\$0	\$0	\$2,420,905	\$14,049,593
SIP Public Safety Transfer	Identified	Funded	\$0	\$0	\$850,000	\$0	\$0	\$0	\$0	\$0	\$850,000	\$850,000
Unknown	Unidentified	Unfunded	\$0	\$0	\$0	\$1,700,869	\$0	\$1,449,939	\$0	\$0	\$3,150,808	\$3,150,808
Total			\$11,628,688	\$0	\$3,270,905	\$1,700,869	\$0	\$1,449,939	\$0	\$0	\$6,421,713	\$18,050,401

\*Status definitions

- Unidentified: Funding source has not yet been determined
- Identified: Funding source has been found, but not yet requested
- Applied: Grant or loan application has been submitted, or budget has been requested
- Awarded: Grant or loan has been offered but the contract has not yet been signed or budget has not yet been approved by Council
- Encumbered: Project contract has been signed and funds have been allocated to spend on the project

Fire/---

Apparatus: Small FD Response - Brush-ARU-Staff

SFD-2012-442

Executive Summary

Scheduled replacement of small response vehicles increases dependability and stabilizes maintenance costs. Project cost totals are a combination of vehicle purchase and equipment needed to place the vehicle in service, e.g. emergency lighting, specialty equipment, SFD striping and badging etc.

Project Justification

This Category is for Smaller Response Apparatus - BC units; ARU's; Brush units; SIU vehicles; Staff response vehicles, etc. In order to have reliable apparatus for emergency response, the City needs to replace response vehicles in a timely manner. Smaller response vehicles are replaced on a varied schedule of 5-10 years, depending on usage. Vehicles with remaining service life are repurposed within the SFD. Current SFD Brush trucks are 15 years old, well beyond normal service life.

*This project meets the following comprehensive plan goals and/or policies:*

CFU1: Adequate Public Facilities and Services, CFU2: Concurrency, CFU4: Service Provision, CFU5: Environmental Concerns, CFU6: Multiple Objectives

Location

Other Location

These vehicles would be located at different fire stations and FD locations throughout the city.

Project Status

Active

Replacement of (9) aged SFD brush trucks is a top priority for 2022-2025. Additionally, an average of (4) Small FD Response units are scheduled for annual replacement, e.g. Battalion Chief, Investigator, ARU etc. A total of 36 vehicles are scheduled for replacement from 2022-2027.

External Factors

The funding source for vehicle replacement is unknown at this time. SIP funds were formerly used for vehicle replacement. Purchase of Electric Vehicles (EV) may increase upfront costs. There will be a learning curve in determining the best application of EV's for vehicles that were previously petroleum fueled.

Maintenance

*Maintenance of capital facilities, buildings and infrastructure has an impact on a Department's operating budget, and thus routine maintenance costs for new and ongoing projects are identified in the table below.*

	2022	2023	2024	2025	2026	2027	Total
Expected Annual Maintenance	\$5,000	\$5,200	\$5,408	\$5,624	\$5,849	\$6,083	\$66,328

Maintenance Comments

Anticipated annual maintenance cost for Smaller vehicles various by type of equipment. This cost includes fuel; maintenance; tires.

Fire/---

Apparatus: Small FD Response - Brush-ARU-Staff

SFD-2012-442

Spending

Project Phase	Prior Spending	2021	Estimated Spending							Total
			2022	2023	2024	2025	2026	2027	6 Year Total	
Purchases	\$777,269	\$0	\$1,581,950	\$904,221	\$918,744	\$933,848	\$408,418	\$424,757	\$5,171,938	\$5,949,207
Total	\$777,269	\$0	\$1,581,950	\$904,221	\$918,744	\$933,848	\$408,418	\$424,757	\$5,171,938	\$5,949,207

Funding

Funding Name	Source	Status*	Prior Funding	2021	Estimated Funding							Total
					2022	2023	2024	2025	2026	2027	6 Year Total	
ARPA	Identified	Funded	\$777,269	\$0	\$1,581,950	\$0	\$0	\$0	\$0	\$0	\$1,581,950	\$2,359,219
Unknown	Unidentified	Unfunded	\$0	\$0	\$0	\$904,221	\$918,744	\$933,848	\$408,418	\$424,757	\$3,589,988	\$3,589,988
Total			\$777,269	\$0	\$1,581,950	\$904,221	\$918,744	\$933,848	\$408,418	\$424,757	\$5,171,938	\$5,949,207

\*Status definitions

- Unidentified: Funding source has not yet been determined
- Identified: Funding source has been found, but not yet requested
- Applied: Grant or loan application has been submitted, or budget has been requested
- Awarded: Grant or loan has been offered but the contract has not yet been signed or budget has not yet been approved by Council
- Encumbered: Project contract has been signed and funds have been allocated to spend on the project

Fire/---

Equipment: Apparatus, Operations & Training

SFD-2012-451

Executive Summary

Equipment for FD Incident response must be updated regularly. This is equipment that will fully outfit new apparatus. Specialty Teams, low frequency high risk incidents-HazMat/Water/Tech equipment and instrumentation for apparatus emergency response.

Project Justification

Modern equipment used on incident responses is essential to meet standards for the safe and efficient operations. Public and personnel health and safety are impacted.

*This project meets the following comprehensive plan goals and/or policies:*

CFU1: Adequate Public Facilities and Services, CFU2: Concurrency, CFU4: Service Provision, CFU5: Environmental Concerns, CFU6: Multiple Objectives

Location

Other Location

Equipment will be distributed to FD apparatus that responds to emergency incidents.

Project Status

Active

There is a wide variety of equipment needed by FD emergency response personnel to provide service on fire and medical incidents. This equipment must be regularly upgraded to meet standards and to ensure safe and state-of-the-art operations for fire fighters. This project includes a broad spectrum of equipment. Equipment includes but is not limited to: Hose; Nozzles; Thermal Imaging Cameras; Saws; Extrication tool; Air bags; radio equipment; air compressors; equipment for Specialty teams and Safety Pad computers; etc.

External Factors

Given the hazardous environment in which our crews operate, equipment can be easily damaged or lost. This equipment must be replaced or upgraded to ensure continued operational readiness.

Maintenance

*Maintenance of capital facilities, buildings and infrastructure has an impact on a Department’s operating budget, and thus routine maintenance costs for new and ongoing projects are identified in the table below.*

	2022	2023	2024	2025	2026	2027	Total
Expected Annual Maintenance	\$4,000	\$4,000	\$4,000	\$4,000	\$4,000	\$4,000	\$48,000

Maintenance Comments

There is a multitude of pieces included in this request which a lot of them require annual preventative maintenance and ongoing repairs.

Fire/---

Equipment: Apparatus, Operations & Training

SFD-2012-451

Spending

Project Phase	Prior Spending	2021	Estimated Spending							Total
			2022	2023	2024	2025	2026	2027	6 Year Total	
Purchases	\$2,145,447	\$0	\$562,604	\$493,861	\$466,603	\$580,627	\$344,995	\$445,697	\$2,894,387	\$5,039,834
Total	\$2,145,447	\$0	\$562,604	\$493,861	\$466,603	\$580,627	\$344,995	\$445,697	\$2,894,387	\$5,039,834

Funding

Funding Name	Source	Status*	Prior Funding	2021	Estimated Funding							Total
					2022	2023	2024	2025	2026	2027	6 Year Total	
ARPA	Identified	Funded	\$2,145,447	\$0	\$562,604	\$0	\$0	\$0	\$0	\$0	\$562,604	\$2,708,051
Unknown	Unidentified	Unfunded	\$0	\$0	\$0	\$493,861	\$466,603	\$580,627	\$344,995	\$445,697	\$2,331,783	\$2,331,783
Total			\$2,145,447	\$0	\$562,604	\$493,861	\$466,603	\$580,627	\$344,995	\$445,697	\$2,894,387	\$5,039,834

\*Status definitions

- Unidentified: Funding source has not yet been determined
- Identified: Funding source has been found, but not yet requested
- Applied: Grant or loan application has been submitted, or budget has been requested
- Awarded: Grant or loan has been offered but the contract has not yet been signed or budget has not yet been approved by Council
- Encumbered: Project contract has been signed and funds have been allocated to spend on the project

Fire/---

Equipment: IMS for FD Facilities & Apparatus

SFD-2012-449

Executive Summary

In addition to equipment necessary for response to emergencies, there are equipment needs at FD facilities to support response to calls for help. Planned purchases: desktop computer equip./monitors/UPS to support station response functions; electronic switching equip. for SFD Training Center.

Project Justification

Computer equipment is necessary during and after responses and to deal with day to day station and division operations.

*This project meets the following comprehensive plan goals and/or policies:*

CFU1: Adequate Public Facilities and Services, CFU2: Concurrency, CFU4: Service Provision, CFU5: Environmental Concerns, CFU6: Multiple Objectives.

Location

Other Location

The central location for staging purposes will be at 1610 N. Rebecca. The actual locations are spread throughout the City.

Project Status

Active

Besides equipment necessary for response to emergencies, there are equipment needs at FD facilities to support the response to calls for service. Computer equipment for personnel to complete reports/ training/ etc is an example of this equipment.

External Factors

Other than funding, none at this time.

Maintenance

*Maintenance of capital facilities, buildings and infrastructure has an impact on a Department’s operating budget, and thus routine maintenance costs for new and ongoing projects are identified in the table below.*

	2022	2023	2024	2025	2026	2027	Total
Expected Annual Maintenance	\$1,500	\$1,500	\$1,500	\$1,500	\$1,500	\$1,500	\$18,000

Maintenance Comments

Fire/---

Equipment: IMS for FD Facilities & Apparatus

SFD-2012-449

Spending

Project Phase	Prior Spending	2021	Estimated Spending							Total
			2022	2023	2024	2025	2026	2027	6 Year Total	
Purchases	\$1,086,584	\$0	\$141,000	\$261,200	\$166,902	\$119,000	\$212,438	\$201,470	\$1,102,010	\$2,188,594
Total	\$1,086,584	\$0	\$141,000	\$261,200	\$166,902	\$119,000	\$212,438	\$201,470	\$1,102,010	\$2,188,594

Funding

Funding Name	Source	Status*	Prior Funding	2021	Estimated Funding							Total
					2022	2023	2024	2025	2026	2027	6 Year Total	
ARPA	Identified	Funded	\$1,086,584	\$0	\$141,000	\$0	\$0	\$0	\$0	\$0	\$141,000	\$1,227,584
Unknown	Unidentified	Unfunded	\$0	\$0	\$0	\$261,200	\$166,902	\$119,000	\$212,438	\$201,470	\$961,010	\$961,010
Total			\$1,086,584	\$0	\$141,000	\$261,200	\$166,902	\$119,000	\$212,438	\$201,470	\$1,102,010	\$2,188,594

\*Status definitions

- Unidentified: Funding source has not yet been determined
- Identified: Funding source has been found, but not yet requested
- Applied: Grant or loan application has been submitted, or budget has been requested
- Awarded: Grant or loan has been offered but the contract has not yet been signed or budget has not yet been approved by Council
- Encumbered: Project contract has been signed and funds have been allocated to spend on the project

Fire/---

Equipment: Personal Protective Equip (Structural)

SFD-2012-444

Executive Summary

PPE-Personal Protective Equip is essential for responder safety. An approximate average of 95 sets of Structural PPE will be purchased on an annual basis.

Project Justification

There must be an adequate number of sets of PPE for all uniformed personnel who respond to emergencies. PPE replacement is being scheduled annually to avoid large lump sum expenditures. Starting in 2022, a strategic replacement plan will level replacement spikes by purchasing a year early in some cases. The goal of 90-100 sets of structural PPE per year will level purchasing.

*This project meets the following comprehensive plan goals and/or policies:*

CFU1: Adequate Public Facilities and Services, CFU2: Concurrency, CFU4: Service Provision, CFU6: Multiple Objectives.

Location

Other Location

This equipment is necessary for all uniformed personnel who respond to emergencies and would be distributed throughout all 16 fire stations.

Project Status

Active

In order to maintain PPE for all FD response disciplines, each year a certain number of sets have to be replaced. This includes approximately: 95 sets (averaged) of Structural PPE (coats/pants); 45 sets of Structural support PPE (Helmets, boots, bailouts, etc.)

External Factors

WA state L & I standards require the FD to provide PPE that meet NFPA standards. Failure to do so exposes the City and FD to fines and financial risks. Bond funding is the only mechanism to fund this project in the future.

Maintenance

*Maintenance of capital facilities, buildings and infrastructure has an impact on a Department’s operating budget, and thus routine maintenance costs for new and ongoing projects are identified in the table below.*

	2022	2023	2024	2025	2026	2027	Total
Expected Annual Maintenance	\$20,574	\$21,397	\$22,253	\$23,143	\$24,069	\$25,031	\$272,934

Maintenance Comments

Turnout gear is required to be inspected semiannually and tested annually, which requires handling over 700 sets of PPE twice a year. This is very time consuming and expensive if failures require replacement of the entire ensemble or individual sections. Maintenance costs include annual inspections and vendor repair services with a 4% annual increase. It does not include PPE that cannot be repaired and must be replaced.

Fire/---

Equipment: Personal Protective Equip (Structural)

SFD-2012-444

Spending

Project Phase	Prior Spending	2021	Estimated Spending							Total
			2022	2023	2024	2025	2026	2027	6 Year Total	
Purchases	\$1,152,501	\$0	\$291,916	\$329,481	\$357,106	\$394,102	\$400,223	\$412,431	\$2,185,259	\$3,337,760
Total	\$1,152,501	\$0	\$291,916	\$329,481	\$357,106	\$394,102	\$400,223	\$412,431	\$2,185,259	\$3,337,760

Funding

Funding Name	Source	Status*	Prior Funding	2021	Estimated Funding							Total
					2022	2023	2024	2025	2026	2027	6 Year Total	
ARPA	Identified	Funded	\$1,152,501	\$0	\$291,916	\$0	\$0	\$0	\$0	\$0	\$291,916	\$1,444,417
Unknown	Unidentified	Unfunded	\$0	\$0	\$0	\$329,481	\$357,106	\$394,102	\$400,223	\$412,431	\$1,893,343	\$1,893,343
Total			\$1,152,501	\$0	\$291,916	\$329,481	\$357,106	\$394,102	\$400,223	\$412,431	\$2,185,259	\$3,337,760

\*Status definitions

- Unidentified: Funding source has not yet been determined
- Identified: Funding source has been found, but not yet requested
- Applied: Grant or loan application has been submitted, or budget has been requested
- Awarded: Grant or loan has been offered but the contract has not yet been signed or budget has not yet been approved by Council
- Encumbered: Project contract has been signed and funds have been allocated to spend on the project

INNOVATION AND  
TECHNOLOGY  
SERVICES DEPARTMENT  
(ITSD)

---

# Innovation and Technology Services Division (ITSD)

## Department Goals

Our goals are: 1) Deliver innovative and effective technology solutions, tools, and services to the departments, agencies, and citizens of the City of Spokane, 2) Provide outstanding customer service to City staff and the citizens we serve, and 3) Provide strategic and tactical planning and project management to enable cost effective technology solutions for today and the future needs of the City.

## Contact Information

Eric S. Finch, Chief Innovation & Technology Officer (CITO)  
Michael A. Sloon, Director

Name	Title	Telephone	email
Shelley McCarrey	Clerk IV	625.6474	smccarrey@spokaneCity.org
Michael A Sloon	Director	625.6468	msloon@spokaneCity.org
Eric S Finch	CITO	625.6455	efinch@spokaneCity.org

## Services Provided

**Technology Strategy and Business Integration:** Develop and maintain a consistent technology strategy and systems road map that supports the current and future needs of the City Departments. Integrate technology efforts across the City to reach greater efficiencies and leverage resources to focus more effort on innovation. Implement long term and capital planning of technology assets through Smart City, Open Data, and other strategic initiatives. Develop partnerships with each Division and Department to ensure their strategic plans and initiatives help shape and build an integrated technology platform that gives significant information access and business control over their systems and data assets.

**Cyber Security:** The area of information security, network security, access control, and privacy continue to grow at a pace greater than all other IT services. Internal and external reviews have demonstrated the need and risk mitigation investment required to further protect the City, it's services and data, and resident information. The City continues to build a layered defense using the Federal Cybersecurity Framework and CIS Controls.

**IT Support:** IT Support continues to evolve to a more customer service-oriented model and position IT as a trusted service partner within our organization. Customer service orientation will continue to grow through service level agreements, a service catalog approach, and more deployed and visible support resources throughout the City. The Help Desk continues its role as nexus for IT and customer service into the organization, and provides a greater role moving forward in training, technology acquisition, and performance management.

**Applications:** This group provides direct application support and consulting services in the acquisition, implementation, and maintenance of the computer systems that support business operations across all City departments (i.e. HRMS, Utility Billing, Permits, and Financial Systems). To provide services that meet and exceed the requirements of City departments and be cost-effective, the Applications group must:

- Use formal project management methodologies to ensure project success
- Maintain well-trained staff with excellent leadership, technical, and communications skills
- Match business process improvement with enabling technology solutions on all projects
- Ensure our customers and citizens are the focus of new innovations in technology
- Proactively anticipate changes in technology that will affect City systems and users

**Web:** In support of the Web Communications development team, provide resources to enable technology and information delivery across a variety of internal and external portals to include Open Data and Information Management initiatives. The goal is to provide more internal and citizen facing information in an easy to use format.

**GIS:** GIS is critical to supporting many lines of business for the City of Spokane including public safety, engineering, water and wastewater, infrastructure management, permitting, planning, code enforcement, emergency services, growth management, street maintenance, crime analysis, solid waste and others. GIS is a growing platform for the City and regionally to improve service delivery and business operations through better geographic information for decision making. In addition, the integration of map based information with the City's business systems helps improve overall customer service, enhance workflows and streamline the organizations business processes.

**Network:** The Network team provides support of the City's data, voice and video networks and services that enable internal and external interaction in a secure environment. It enables City employees to collaborate with each other and their regional, state and federal colleagues, and allows communication between citizens and the City's departments that provide services to them 24 hours a day. These networks include fixed, mobile and IP communications that allow internal and external users to access applications, information and services in a secure and reliable manner. Our strategic goal is to provide increasing services and expertise to integrate technology platforms across all departments in the City and with regional partners as we continuing to invest in information security and network technologies that can be delivered in a timely and cost effective manner.

**Enterprise Administration:** This area provides high level systems administration and integration to the entire City. This group is responsible for our highly virtualized environment, deploying and maintaining more than 200 servers and hardware appliances, and administration of all accounts on the network. Through a diverse knowledge on computer systems and architecture, they provide enterprise level applications for email, file servers, print services, security policy, data archiving, internet security, PC mobility, security certificates, FTP, application licensing, messaging and video conferencing. The Enterprise team monitors and maintains the health of these services 24/7 in order to ensure the reliability and sustained operation of systems to the City of Spokane's facilities and staff.

Both Enterprise and Network teams continue to dedicate more time to safeguarding City systems and data based on increasing risk and threats to information security as the City continues to invest more time, budget, and technology into this area in cooperation with Regional, State, and Federal authorities.

**Data Center:** Data Center Services includes support for enterprise data storage, printing, data backup, data recovery, disaster recovery, offsite storage, servers administration, data transfer/processing, data security, building security system, building camera systems and Data Center management. Data Center IT Operations provides a secure environment, maintains high availability systems, and the secure transfer of data. The data must be accessible, secure, and archived to ensure ongoing business functionality 365 days a year. Data Center Operations staff monitor, measure, and manage data center efficiency to achieve lower operating expenses. Data Center Operation protects data and systems within restore, backup, and disaster recovery requirements and ensuring off-site copies can be brought online on time. The objective is to provide four 9's (99.99%) reliability, less unscheduled downtime per year, and meet business requirements while getting the most for the public dollar.

**Mail Center:** The Mail Center accepts and distributes all incoming and outgoing mail services for City Departments. The Mail Center has knowledge of regulations and standards required for all mail and packages to and from the United States Postal Service, Federal Express and UPS for the City of Spokane. The Mail Center inserts, meters, and trays Utility Bills on a daily basis. All Payroll and Retirement payments are sealed, presorted, and metered if needed. The Mail Center processes monthly presort standard mailings, which involves some, or all of the following functions: tabbing, sealing, addressing, packaging, sacking/traying and delivering to the USPS processing plant. Quality and customer service is the focus of the Mail Center. Mail handling and internal distribution will be accomplished at or less than market rate.

**Project Management:** In support of the Project Management Office, develop and implement a formal project portfolio and project management culture within the City for technology and business processes. Formalize processes and procedures to ensure that business process analysis is a fundamental step in the project lifecycle and implement a project and value-based approach to selection and prioritization of projects and tasks. Ensure that the cost-benefit

analysis is measured during projects and cyclical reporting is maintained to keep all stakeholders informed and invested in the project process.

**Citywide Data Platform and Open Data (Strategic Initiative):** The City Data Platform (CDP) and Open Data efforts focus on providing a secure, privacy compliant way to use City data for aiding activities around community-wide planning, open data portal, public safety, addressing concerns related to high-risk populations, identifying service gaps, and providing support around case management services, emergency response programs, and health and housing initiatives. As part of this effort, the platform shall also be branded to signify the importance of its part in using data to drive decision making by renaming to Citywide Data Platform (CDP) from what has been called the Master Data Management (MDM) program.

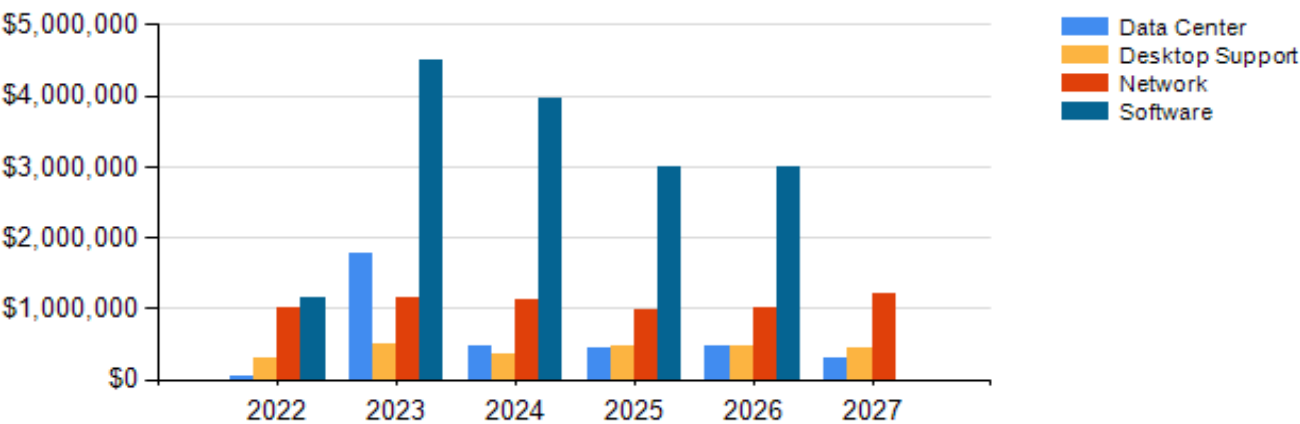
The Open Data and transparency challenge is to increasingly provide open access to data from hundreds of government systems and services in a meaningful way to engage the public and better inform. A new approach is planned that delivers three distinctive information consumption patterns; visualization, bulk data download, and a highly interactive middle tier data environment. Working with all City stakeholders to prioritize data to make increasingly available, this approach will focus on the most requested information and questions the City is asked externally and internally. This three tier approach is engineered to use data to both better inform, help tell the larger story meaningful to that individual citizen looking for information, and link the open data user to other City resources and services.

**Resiliency (Strategic Initiative):** Resilience is the capacity of individuals, communities, institutions, businesses, and systems within a city to survive, adapt, and grow no matter what kinds of chronic stresses and acute shocks they experience. Working with all City Divisions and regional partners, the City develops and maintains a robust emergency management and business continuity framework and plan that is citizen focused and integrates effort across City Divisions and regional partners. The outcome is creation of an environment that better supports citizens all the time across a broad spectrum of services resulting in greater stability and growth including during times of critical events or crisis.

# Spending by Category Summary

## Innovation and Technology

Category	2022	2023	2024	2025	2026	2027	Total
Data Center	\$40,000	\$1,770,895	\$466,240	\$453,942	\$459,914	\$301,810	\$3,492,801
Desktop Support	\$293,783	\$495,476	\$366,085	\$467,508	\$475,170	\$447,983	\$2,546,005
Network	\$999,500	\$1,146,585	\$1,115,895	\$987,187	\$1,011,599	\$1,195,961	\$6,456,727
Software	\$1,142,000	\$4,490,000	\$3,950,000	\$3,000,000	\$3,000,000	\$0	\$15,582,000
Total	\$2,475,283	\$7,902,956	\$5,898,220	\$4,908,637	\$4,946,683	\$1,945,754	\$28,077,533



# Funding Summary by Project

## Innovation and Technology Services

Data Center											
Project Name	Funding Source	To Date	2021	2022	2023	2024	2025	2026	2027	6 Year Estimate	Project Total
Datacenter Computer Hardware Replacement & Disaster Recovery	ITSD	\$0	\$480,024	\$0	\$303,547	\$254,633	\$258,951	\$435,881	\$285,080	\$1,538,092	\$2,018,116
	Secondary DR site design	\$0	\$100,000	\$0	\$0	\$0	\$0	\$0	\$0	\$0	\$100,000
	Secondary DR site equipment	\$0	\$0	\$0	\$55,000	\$55,000	\$0	\$0	\$0	\$110,000	\$110,000
	Total	\$0	\$580,024	\$0	\$358,547	\$309,633	\$258,951	\$435,881	\$285,080	\$1,648,092	\$2,228,116
Disaster Recovery Datacenter Infrastructure	ITSD	\$0	\$0	\$0	\$1,342,000	\$0	\$0	\$0	\$0	\$1,342,000	\$1,342,000
	Total	\$0	\$0	\$0	\$1,342,000	\$0	\$0	\$0	\$0	\$1,342,000	\$1,342,000
Nutanix Virtual Infrastructure Expansion	IT-Citywide Reserves	\$0	\$0	\$40,000	\$0	\$0	\$0	\$0	\$0	\$40,000	\$40,000
	Total	\$0	\$0	\$40,000	\$0	\$0	\$0	\$0	\$0	\$40,000	\$40,000
Server/Storage Hardware Upgrades	ITSD	\$0	\$50,519	\$0	\$70,348	\$156,607	\$194,991	\$24,033	\$16,730	\$462,709	\$513,228
	Total	\$0	\$50,519	\$0	\$70,348	\$156,607	\$194,991	\$24,033	\$16,730	\$462,709	\$513,228
Category Total		\$0	\$630,543	\$40,000	\$1,770,895	\$466,240	\$453,942	\$459,914	\$301,810	\$3,492,801	\$4,123,344

Desktop Support											
Project Name	Funding Source	To Date	2021	2022	2023	2024	2025	2026	2027	6 Year Estimate	Project Total
Desktop Replacement Program	IT-Dept Reserves	\$0	\$172,231	\$293,783	\$495,476	\$366,085	\$467,508	\$475,170	\$447,983	\$2,546,005	\$2,718,236
	Total	\$0	\$172,231	\$293,783	\$495,476	\$366,085	\$467,508	\$475,170	\$447,983	\$2,546,005	\$2,718,236
Category Total		\$0	\$172,231	\$293,783	\$495,476	\$366,085	\$467,508	\$475,170	\$447,983	\$2,546,005	\$2,718,236

# Funding Summary by Project

## Innovation and Technology Services

Network											
Project Name	Funding Source	To Date	2021	2022	2023	2024	2025	2026	2027	6 Year Estimate	Project Total
Cisco Network Hardware Upgrades	IT-Citywide Reserves	\$749,370	\$0	\$400,000	\$0	\$0	\$0	\$0	\$0	\$400,000	\$1,149,370
	Total	\$749,370	\$0	\$400,000	\$0	\$0	\$0	\$0	\$0	\$400,000	\$1,149,370
Cisco Phone System Upgrade	IT-Citywide Reserves	\$0	\$0	\$110,000	\$0	\$0	\$0	\$0	\$0	\$110,000	\$110,000
	Total	\$0	\$0	\$110,000	\$0	\$0	\$0	\$0	\$0	\$110,000	\$110,000
City Hall Network Uninterruptible Power Supply Upgrades	IT-Citywide Reserves	\$0	\$0	\$65,000	\$0	\$0	\$0	\$0	\$0	\$65,000	\$65,000
	Total	\$0	\$0	\$65,000	\$0	\$0	\$0	\$0	\$0	\$65,000	\$65,000
Fiber Network Infrastructure	ITSD	\$0	\$500,000	\$0	\$500,000	\$500,000	\$500,000	\$500,000	\$500,000	\$2,500,000	\$3,000,000
	Total	\$0	\$500,000	\$0	\$500,000	\$500,000	\$500,000	\$500,000	\$500,000	\$2,500,000	\$3,000,000
Network Hardware Replacement	ITSD	\$0	\$616,593	\$0	\$646,585	\$615,895	\$487,187	\$511,599	\$695,961	\$2,957,227	\$3,573,820
	Total	\$0	\$616,593	\$0	\$646,585	\$615,895	\$487,187	\$511,599	\$695,961	\$2,957,227	\$3,573,820
P1F North Route Redundant Internet	REET1	\$0	\$0	\$200,000	\$0	\$0	\$0	\$0	\$0	\$200,000	\$200,000
	Total	\$0	\$0	\$200,000	\$0	\$0	\$0	\$0	\$0	\$200,000	\$200,000
P2F Greene St. Bridge	REET1	\$0	\$0	\$50,000	\$0	\$0	\$0	\$0	\$0	\$50,000	\$50,000
	Total	\$0	\$0	\$50,000	\$0	\$0	\$0	\$0	\$0	\$50,000	\$50,000
P3F City Hall to Fire Station 1 Fiber Increase	REET1	\$0	\$0	\$7,500	\$0	\$0	\$0	\$0	\$0	\$7,500	\$7,500
	Total	\$0	\$0	\$7,500	\$0	\$0	\$0	\$0	\$0	\$7,500	\$7,500
PF4 Spokane Falls Blvd Conduit and Fiber	REET1	\$0	\$0	\$135,000	\$0	\$0	\$0	\$0	\$0	\$135,000	\$135,000
	Total	\$0	\$0	\$135,000	\$0	\$0	\$0	\$0	\$0	\$135,000	\$135,000
PF5 Fire Station 1 to Cowley Fiber Increase	REET1	\$0	\$0	\$32,000	\$0	\$0	\$0	\$0	\$0	\$32,000	\$32,000
	Total	\$0	\$0	\$32,000	\$0	\$0	\$0	\$0	\$0	\$32,000	\$32,000
Category Total		\$749,370	\$1,116,593	\$999,500	\$1,146,585	\$1,115,895	\$987,187	\$1,011,599	\$1,195,961	\$6,456,727	\$8,322,690

# Funding Summary by Project

## Innovation and Technology Services

Software											
Project Name	Funding Source	To Date	2021	2022	2023	2024	2025	2026	2027	6 Year Estimate	Project Total
Software - Enterprise Records Management	IT-Citywide Reserves	\$0	\$0	\$100,000	\$0	\$0	\$0	\$0	\$0	\$100,000	\$100,000
	New funding ECM	\$0	\$0	\$0	\$500,000	\$100,000	\$0	\$0	\$0	\$600,000	\$600,000
	Total	\$0	\$0	\$100,000	\$500,000	\$100,000	\$0	\$0	\$0	\$700,000	\$700,000
Software - Enterprise Resource Planning (ERP) System	Funding source TBD	\$0	\$0	\$0	\$1,000,000	\$3,000,000	\$3,000,000	\$3,000,000	\$0	\$10,000,000	\$10,000,000
	IT-Citywide Reserves	\$0	\$0	\$125,000	\$0	\$0	\$0	\$0	\$0	\$125,000	\$125,000
	Total	\$0	\$0	\$125,000	\$1,000,000	\$3,000,000	\$3,000,000	\$3,000,000	\$0	\$10,125,000	\$10,125,000
Software - eSeries Court Management System	Criminal Justice	\$0	\$357,000	\$357,000	\$0	\$0	\$0	\$0	\$0	\$357,000	\$714,000
	ITSD Cash Reserve	\$730,000	\$305,000	\$70,000	\$0	\$0	\$0	\$0	\$0	\$70,000	\$1,105,000
	Total	\$730,000	\$662,000	\$427,000	\$0	\$0	\$0	\$0	\$0	\$427,000	\$1,819,000
Software - Master Data Management Platform	IT-Citywide Reserves	\$485,904	\$161,000	\$140,000	\$140,000	\$0	\$0	\$0	\$0	\$280,000	\$926,904
	Total	\$485,904	\$161,000	\$140,000	\$140,000	\$0	\$0	\$0	\$0	\$280,000	\$926,904
Software - Public Safety Computer Aided Dispatch System	ARPA	\$0	\$0	\$0	\$2,500,000	\$0	\$0	\$0	\$0	\$2,500,000	\$2,500,000
	Total	\$0	\$0	\$0	\$2,500,000	\$0	\$0	\$0	\$0	\$2,500,000	\$2,500,000
Software - Public Safety Records Management System	ARPA	\$0	\$0	\$350,000	\$0	\$0	\$0	\$0	\$0	\$350,000	\$350,000
	Unknown	\$0	\$0	\$0	\$350,000	\$850,000	\$0	\$0	\$0	\$1,200,000	\$1,200,000
	Total	\$0	\$0	\$350,000	\$350,000	\$850,000	\$0	\$0	\$0	\$1,550,000	\$1,550,000
Category Total		\$1,215,904	\$823,000	\$1,142,000	\$4,490,000	\$3,950,000	\$3,000,000	\$3,000,000	\$0	\$15,582,000	\$17,620,904
Department Total		\$1,965,274	\$2,742,367	\$2,475,283	\$7,902,956	\$5,898,220	\$4,908,637	\$4,946,683	\$1,945,754	\$28,077,533	\$32,785,174
Percent Funded				100%	76%	32%	39%	39%	100%	58%	

# Funding Summary by Department

## Innovation and Technology Services

Funding Source	To Date	2021	2022	2023	2024	2025	2026	2027	6 Year Estimate	Funding Total
ARPA	\$0	\$0	\$350,000	\$2,500,000	\$0	\$0	\$0	\$0	\$2,850,000	\$2,850,000
Criminal Justice	\$0	\$357,000	\$357,000	\$0	\$0	\$0	\$0	\$0	\$357,000	\$714,000
Funding source TBD	\$0	\$0	\$0	\$1,000,000	\$3,000,000	\$3,000,000	\$3,000,000	\$0	\$10,000,000	\$10,000,000
IT-Citywide Reserves	\$1,235,274	\$161,000	\$980,000	\$140,000	\$0	\$0	\$0	\$0	\$1,120,000	\$1,869,370
IT-Dept Reserves	\$0	\$172,231	\$293,783	\$495,476	\$366,085	\$467,508	\$475,170	\$447,983	\$2,546,005	\$2,718,236
ITSD	\$0	\$1,647,136	\$0	\$2,862,480	\$1,527,135	\$1,441,129	\$1,471,513	\$1,497,771	\$8,800,028	\$9,300,028
ITSD Cash Reserve	\$730,000	\$305,000	\$70,000	\$0	\$0	\$0	\$0	\$0	\$70,000	\$1,105,000
New funding ECM	\$0	\$0	\$0	\$500,000	\$100,000	\$0	\$0	\$0	\$600,000	\$600,000
REET1	\$0	\$0	\$424,500	\$0	\$0	\$0	\$0	\$0	\$424,500	\$424,500
Secondary DR site design	\$0	\$100,000	\$0	\$0	\$0	\$0	\$0	\$0	\$0	\$100,000
Secondary DR site equipment	\$0	\$0	\$0	\$55,000	\$55,000	\$0	\$0	\$0	\$110,000	\$110,000
Unknown	\$0	\$0	\$0	\$350,000	\$850,000	\$0	\$0	\$0	\$1,200,000	\$1,200,000
Department Total	\$1,965,274	\$2,742,367	\$2,475,283	\$7,902,956	\$5,898,220	\$4,908,637	\$4,946,683	\$1,945,754	\$28,077,533	\$32,785,174

# Innovation and Technology Services Department (ITSD) Project Reports

---

**Innovation and Technology Services**/Data Center

**Datacenter Computer Hardware Replacement & Disaster Recovery**

IT-2015-143

**Executive Summary**

The disaster recovery/business continuity (DR/BC) site will provide IT services at an alternate location in the event of a natural or man-made disruption at the production site. The secondary site will require additional hardware, and primary datacenter equipment we be updated based on EOL planning

**Project Justification**

To sustain Business Continuity/Disaster Recovery in the event our primary datacenter becomes inoperable so city applications and systems can remain operational.

*This project meets the following comprehensive plan goals and/or policies:*

**Location**

Other Location  
City-wide

**Project Status**

Active  
Annual hardware replacement and disaster recovery/business continuity implementation.

**External Factors**

Although we plan for a 5 - 7 year replacement schedule, we attempt to extend the replacement schedule if the hardware still meets the needs of the business and the vendor maintains support. Secondary site has yet to be identified and confirmed.

**Maintenance**

*Maintenance of capital facilities, buildings and infrastructure has an impact on a Department's operating budget, and thus routine maintenance costs for new and ongoing projects are identified in the table below.*

	2022	2023	2024	2025	2026	2027	Total
Expected Annual Maintenance	\$0	\$80,623	\$83,042	\$85,533	\$88,099	\$90,742	\$1,284,117

**Maintenance Comments**

Innovation and Technology Services/Data Center

Datacenter Computer Hardware Replacement & Disaster Recovery

IT-2015-143

Spending

Project Phase	Prior Spending	2021	Estimated Spending							Total
			2022	2023	2024	2025	2026	2027	6 Year Total	
Design	\$0	\$100,000	\$0	\$0	\$0	\$0	\$0	\$0	\$0	\$100,000
Purchases	\$0	\$480,024	\$0	\$55,000	\$55,000	\$0	\$435,881	\$285,080	\$1,648,092	\$2,128,116
Total	\$0	\$580,024	\$0	\$358,547	\$309,633	\$258,951	\$435,881	\$285,080	\$1,648,092	\$2,228,116

Funding

Funding Name	Source	Status*	Prior Funding	2021	Estimated Funding							Total
					2022	2023	2024	2025	2026	2027	6 Year Total	
ITSD	Identified	Funded	\$0	\$480,024	\$0	\$303,547	\$254,633	\$258,951	\$435,881	\$285,080	\$1,538,092	\$2,018,116
Secondary DR site design	Identified	Funded	\$0	\$100,000	\$0	\$0	\$0	\$0	\$0	\$0	\$0	\$100,000
Secondary DR site equipment	Unidentified	Unfunded	\$0	\$0	\$0	\$55,000	\$55,000	\$0	\$0	\$0	\$110,000	\$110,000
Total			\$0	\$580,024	\$0	\$358,547	\$309,633	\$258,951	\$435,881	\$285,080	\$1,648,092	\$2,228,116

- \*Status definitions
- Unidentified: Funding source has not yet been determined
  - Identified: Funding source has been found, but not yet requested
  - Applied: Grant or loan application has been submitted, or budget has been requested
  - Awarded: Grant or loan has been offered but the contract has not yet been signed or budget has not yet been approved by Council
  - Encumbered: Project contract has been signed and funds have been allocated to spend on the project

Executive Summary

Deploy a secondary disaster recovery (DR) datacenter to mirror the production datacenter at CCB. The secondary datacenter will include a Nutanix virtual server array, a NetApp file storage array, a Cohesity backup platform, and software to replicate the production environment to the DR site.

Project Justification

The disaster recovery/business continuity (DR/BC) site will provide IT services at an alternate location in the event of a natural or man-made disruption of City-wide critical services at the production site. The design will provide near instantaneous restoration of services where possible so that city applications and systems can remain operational to minimize business and citizen impacts.

*This project meets the following comprehensive plan goals and/or policies:*

CFU 1.2 Operational Efficiency: Improve the city's operational efficiency, ED 6.3 Communication Facilities: Support the expansion and development of sophisticated communication facilities and networks, ED 6.4 Infrastructure: Maintain infrastructure at safe and efficient levels

Location

Other Location  
City Hall or other viable location

Project Status

Active  
Hardware, software, storage, and performance requirements have been analyzed and preliminary budgetary estimates received.

External Factors

Maintenance

*Maintenance of capital facilities, buildings and infrastructure has an impact on a Department's operating budget, and thus routine maintenance costs for new and ongoing projects are identified in the table below.*

	2022	2023	2024	2025	2026	2027	Total
Expected Annual Maintenance	\$0	\$0	\$0	\$4,500	\$4,635	\$4,775	\$13,910

Maintenance Comments

Maintenance cost projections based on current year costs with a 3% annual increase in the outyears and may change.

Innovation and Technology Services/Data Center

Disaster Recovery Datacenter Infrastructure

IT-2021-57

Spending

Project Phase	Prior Spending	2021	Estimated Spending							Total
			2022	2023	2024	2025	2026	2027	6 Year Total	
Design	\$0	\$0	\$0	\$30,000	\$0	\$0	\$0	\$0	\$30,000	\$30,000
Purchases	\$0	\$0	\$0	\$1,312,000	\$0	\$0	\$0	\$0	\$1,312,000	\$1,312,000
Total	\$0	\$0	\$0	\$1,342,000	\$0	\$0	\$0	\$0	\$1,342,000	\$1,342,000

Funding

Funding Name	Source	Status*	Prior Funding	2021	Estimated Funding							Total
					2022	2023	2024	2025	2026	2027	6 Year Total	
ITSD	Identified	Funded	\$0	\$0	\$0	\$1,342,000	\$0	\$0	\$0	\$0	\$1,342,000	\$1,342,000
Total			\$0	\$0	\$0	\$1,342,000	\$0	\$0	\$0	\$0	\$1,342,000	\$1,342,000

\*Status definitions

- Unidentified: Funding source has not yet been determined
- Identified: Funding source has been found, but not yet requested
- Applied: Grant or loan application has been submitted, or budget has been requested
- Awarded: Grant or loan has been offered but the contract has not yet been signed or budget has not yet been approved by Council
- Encumbered: Project contract has been signed and funds have been allocated to spend on the project

Nutanix Virtual Infrastructure Expansion

IT-2021-56

Executive Summary

Add additional compute and storage node to Nutanix virtual server platform.

Project Justification

The Nutanix virtual server platform contains over 90% of the City's application and other servers. New application acquisitions and upgrades increase the compute and storage resource requirements. In order to be fiscally responsible and keep initial acquisition costs low and reasonable, the current systems were selected based on conservative sizing with the intention to increase the platforms in the outyears as needed driven by business requirements. This is a planned increase.

*This project meets the following comprehensive plan goals and/or policies:*

CFU 1.2 Operational Efficiency: Improve the city's operational efficiency, ED 6.3 Communication Facilities: Support the expansion and development of sophisticated communication facilities and networks, ED 6.4 Infrastructure: Maintain infrastructure at safe and efficient levels

Location

Other Location

CCB

Project Status

Active

Growth analysis and trending has been performed and preliminary budget figures have been identified.

External Factors

With the continued increase in and dependency on digital solutions, we must proactively expand the capacity of existing systems. Backlogs and supply shortages have significantly delayed shipping as much as nine months, which would negatively impact other application project timelines.

Maintenance

*Maintenance of capital facilities, buildings and infrastructure has an impact on a Department's operating budget, and thus routine maintenance costs for new and ongoing projects are identified in the table below.*

	2022	2023	2024	2025	2026	2027	Total
Expected Annual Maintenance	\$0	\$0	\$0	\$0	\$0	\$2,835	\$2,835

Maintenance Comments

Maintenance cost projections based on current year costs with a 3% annual increase in the outyears and may change.

Innovation and Technology Services/Data Center

Nutanix Virtual Infrastructure Expansion

IT-2021-56

Spending

Project Phase	Prior Spending	2021	Estimated Spending							Total
			2022	2023	2024	2025	2026	2027	6 Year Total	
Design	\$0	\$0	\$8,000	\$0	\$0	\$0	\$0	\$0	\$8,000	\$8,000
Purchases	\$0	\$0	\$32,000	\$0	\$0	\$0	\$0	\$0	\$32,000	\$32,000
Total	\$0	\$0	\$40,000	\$0	\$0	\$0	\$0	\$0	\$40,000	\$40,000

Funding

Funding Name	Source	Status*	Prior Funding	2021	Estimated Funding							Total
					2022	2023	2024	2025	2026	2027	6 Year Total	
IT-Citywide Reserves	Identified	Funded	\$0	\$0	\$40,000	\$0	\$0	\$0	\$0	\$0	\$40,000	\$40,000
Total			\$0	\$0	\$40,000	\$0	\$0	\$0	\$0	\$0	\$40,000	\$40,000

- \*Status definitions
- Unidentified: Funding source has not yet been determined
  - Identified: Funding source has been found, but not yet requested
  - Applied: Grant or loan application has been submitted, or budget has been requested
  - Awarded: Grant or loan has been offered but the contract has not yet been signed or budget has not yet been approved by Council
  - Encumbered: Project contract has been signed and funds have been allocated to spend on the project

**Innovation and Technology Services/Data Center**

**Server/Storage Hardware Upgrades**

IT-2015-150

**Executive Summary**

Annual replacement or upgrades of computing hardware to include servers, storage or backup targets based on end-of-life (EOL)support from the vendor, the hardware reaching its useful value or the existing hardware reaching capacity.

**Project Justification**

Computing hardware must remain adequate to meet the compute needs of the business applications/departments. Storage and backup appliance capacity needs to be increased to meet the ongoing requirements of the city's business data growth. 2021 budget items include: (A) Cohesity 1-node addition to existing backup and recovery data platform, budget \$24,000 and (B) UPS upgrade for city datacenter (\$25,000)

*This project meets the following comprehensive plan goals and/or policies:*

**Location**

Other Location

City-wide

**Project Status**

Active

Annual hardware replacement

**External Factors**

Although we plan for a 5 - 7 year replacement schedule, we attempt to extend the replacement schedule if the hardware still meets the needs of the business and the vendor maintains support.

**Maintenance**

*Maintenance of capital facilities, buildings and infrastructure has an impact on a Department's operating budget, and thus routine maintenance costs for new and ongoing projects are identified in the table below.*

	2022	2023	2024	2025	2026	2027	Total
Expected Annual Maintenance	\$0	\$57,320	\$59,040	\$60,811	\$62,536	\$64,515	\$304,222

**Maintenance Comments**

Innovation and Technology Services/Data Center

Server/Storage Hardware Upgrades

IT-2015-150

Spending

Project Phase	Prior Spending	2021	Estimated Spending							Total
			2022	2023	2024	2025	2026	2027	6 Year Total	
Purchases	\$0	\$50,519	\$0	\$70,348	\$156,607	\$194,991	\$24,033	\$16,730	\$462,709	\$513,228
Total	\$0	\$50,519	\$0	\$70,348	\$156,607	\$194,991	\$24,033	\$16,730	\$462,709	\$513,228

Funding

Funding Name	Source	Status*	Prior Funding	2021	Estimated Funding							Total
					2022	2023	2024	2025	2026	2027	6 Year Total	
ITSD	Identified	Funded	\$0	\$50,519	\$0	\$70,348	\$156,607	\$194,991	\$24,033	\$16,730	\$462,709	\$513,228
Total			\$0	\$50,519	\$0	\$70,348	\$156,607	\$194,991	\$24,033	\$16,730	\$462,709	\$513,228

- \*Status definitions
- Unidentified: Funding source has not yet been determined
  - Identified: Funding source has been found, but not yet requested
  - Applied: Grant or loan application has been submitted, or budget has been requested
  - Awarded: Grant or loan has been offered but the contract has not yet been signed or budget has not yet been approved by Council
  - Encumbered: Project contract has been signed and funds have been allocated to spend on the project

**Innovation and Technology Services/Desktop Support**

**Desktop Replacement Program**

IT-2015-148

**Executive Summary**

Annual desktop refresh of workstations. Calculation based on 2050 deployed PCs with a 20% annual replacement rate to complete full refresh in a modified 6-year lifecycle. Changing from a 5 year to 6 year cycle is to delay capital expenses for 1-2 years.

**Project Justification**

Computing hardware must remain adequate to meet the compute needs of the business applications and operating systems. Vendors will not support EOL equipment or operating systems, which can create security exposures. The hardware has a calculated life-span of 5 years, but will extend as we are able.

*This project meets the following comprehensive plan goals and/or policies:*

**Location**

Other Location

City-wide

**Project Status**

Active

Annual hardware replacement schedule

**External Factors**

Although we plan for a 5 year replacement schedule, we will extend the replacement schedule if the hardware still meets the needs of the business and the vendor maintains support.

**Maintenance**

*Maintenance of capital facilities, buildings and infrastructure has an impact on a Department's operating budget, and thus routine maintenance costs for new and ongoing projects are identified in the table below.*

	2022	2023	2024	2025	2026	2027	Total
Expected Annual Maintenance	\$0	\$0	\$0	\$0	\$0	\$0	\$0

**Maintenance Comments**

Innovation and Technology Services/Desktop Support

**Desktop Replacement Program**

IT-2015-148

Spending

Project Phase	Prior Spending	2021	Estimated Spending							Total
			2022	2023	2024	2025	2026	2027	6 Year Total	
Purchases	\$0	\$172,231	\$293,783	\$495,476	\$366,085	\$467,508	\$475,170	\$447,983	\$2,546,005	\$2,718,236
Total	\$0	\$172,231	\$293,783	\$495,476	\$366,085	\$467,508	\$475,170	\$447,983	\$2,546,005	\$2,718,236

Funding

Funding Name	Source	Status*	Prior Funding	2021	Estimated Funding							Total
					2022	2023	2024	2025	2026	2027	6 Year Total	
IT-Dept Reserves	Identified	Funded	\$0	\$172,231	\$293,783	\$495,476	\$366,085	\$467,508	\$475,170	\$447,983	\$2,546,005	\$2,718,236
Total			\$0	\$172,231	\$293,783	\$495,476	\$366,085	\$467,508	\$475,170	\$447,983	\$2,546,005	\$2,718,236

- \*Status definitions
- Unidentified: Funding source has not yet been determined
  - Identified: Funding source has been found, but not yet requested
  - Applied: Grant or loan application has been submitted, or budget has been requested
  - Awarded: Grant or loan has been offered but the contract has not yet been signed or budget has not yet been approved by Council
  - Encumbered: Project contract has been signed and funds have been allocated to spend on the project

Innovation and Technology Services/Network

Cisco Network Hardware Upgrades

IT-2021-55

Executive Summary

The 2022 phase of the network hardware upgrade project will replace 40 Cisco 3850 switches and other hardware at various locations to include City Hall, SPD, and Fire facilities.

Project Justification

Many network switches, routers, and remote site hardware across the City of Spokane infrastructure are out of vendor support and will stop receiving hardware support, software upgrades, or security updates. The hardware targeted in the 2022 phase of this project is nearly 10 years old and this project will bring them into compliance as well as position the City for an increased security posture. The vendor has announced EOS for vulnerability and security issues and software bug fix development so the hardware must be replaced before the end of security patch development in 2023.

*This project meets the following comprehensive plan goals and/or policies:*

CFU 1 ADEQUATE PUBLIC FACILITIES AND SERVICES; CFU 3 FOR FIRE AND EMERGENCY MEDICAL SERVICES LEVEL OF SERVICE; CFU 5 FACILITIES AND SERVICES; CFU 6 MULTIPLE OBJECTIVES; C4 LIBRARY FACILITIES AND SERVICES; C4 PARKS FACILITIES AND SERVICES; C5 WASTEWATER FACILITIES AND SERVICES

Location

Other Location

City-wide

Project Status

Active

Existing hardware has been evaluated and identified for replacement based on the vendor's End of Life (EOS) and End of Support (EOS) milestone schedule.

External Factors

The vendor will stop software patching development the end of 2021. Security patch development will end in 2023.

Maintenance

*Maintenance of capital facilities, buildings and infrastructure has an impact on a Department's operating budget, and thus routine maintenance costs for new and ongoing projects are identified in the table below.*

	2022	2023	2024	2025	2026	2027	Total
Expected Annual Maintenance	\$0	\$0	\$0	\$0	\$0	\$0	\$0

Maintenance Comments

Because this is an upgrade of existing hardware, the maintenance and support costs are already included in the annual operating expense budget. The vendor may increase maintenance costs for all network assets city-wide in the outyears as a standard business practice.

Innovation and Technology Services/Network

Cisco Network Hardware Upgrades

IT-2021-55

Spending

Project Phase	Prior Spending	2021	Estimated Spending							Total
			2022	2023	2024	2025	2026	2027	6 Year Total	
Design	\$0	\$0	\$50,000	\$0	\$0	\$0	\$0	\$0	\$50,000	\$50,000
Purchases	\$749,370	\$0	\$350,000	\$0	\$0	\$0	\$0	\$0	\$350,000	\$1,099,370
Total	\$749,370	\$0	\$400,000	\$0	\$0	\$0	\$0	\$0	\$400,000	\$1,149,370

Funding

Funding Name	Source	Status*	Prior Funding	2021	Estimated Funding							Total
					2022	2023	2024	2025	2026	2027	6 Year Total	
IT-Citywide Reserves	Identified	Funded	\$749,370	\$0	\$400,000	\$0	\$0	\$0	\$0	\$0	\$400,000	\$1,149,370
Total			\$749,370	\$0	\$400,000	\$0	\$0	\$0	\$0	\$0	\$400,000	\$1,149,370

\*Status definitions

- Unidentified: Funding source has not yet been determined
- Identified: Funding source has been found, but not yet requested
- Applied: Grant or loan application has been submitted, or budget has been requested
- Awarded: Grant or loan has been offered but the contract has not yet been signed or budget has not yet been approved by Council
- Encumbered: Project contract has been signed and funds have been allocated to spend on the project

**Innovation and Technology Services/Network**

**Cisco Phone System Upgrade**

IT-2021-53

**Executive Summary**

Upgrade the existing Cisco Call Manager and voice servers and associated software

**Project Justification**

The existing phone system is over 11 years old and needs to be upgraded to the current hardware and software to maintain technical and security support from the vendor. The vendor has already announced the end of software patching development. Security vulnerability support is available until 2024; however, we will be unable to renew hardware support for part of the platform in 2023. The vendor is expected to announce end of life milestones for the rest of the platform soon.

*This project meets the following comprehensive plan goals and/or policies:*

CFU 1 ADEQUATE PUBLIC FACILITIES AND SERVICES; CFU 3 COORDINATION; CFU 4 LOS;

**Location**

Other Location

City-wide

**Project Status**

Active

Required hardware and software versions have been identified in the vendor's End of Life milestone date documentation and replacement costs have been identified.

**External Factors**

We will be unable to renew support for part of the platform in 2023 so the system must be upgraded in 2022.

**Maintenance**

*Maintenance of capital facilities, buildings and infrastructure has an impact on a Department's operating budget, and thus routine maintenance costs for new and ongoing projects are identified in the table below.*

	2022	2023	2024	2025	2026	2027	Total
Expected Annual Maintenance	\$0	\$0	\$0	\$0	\$0	\$0	\$0

**Maintenance Comments**

Because this is an upgrade of existing hardware, the maintenance and support costs are already included in the annual operating expense budget. The vendor may increase maintenance costs for all network assets city-wide in the out years as a standard business practice.

Innovation and Technology Services/Network

Cisco Phone System Upgrade

IT-2021-53

Spending

Project Phase	Prior Spending	2021	Estimated Spending							Total
			2022	2023	2024	2025	2026	2027	6 Year Total	
Purchases	\$0	\$0	\$110,000	\$0	\$0	\$0	\$0	\$0	\$110,000	\$110,000
Total	\$0	\$0	\$110,000	\$0	\$0	\$0	\$0	\$0	\$110,000	\$110,000

Funding

Funding Name	Source	Status*	Prior Funding	2021	Estimated Funding							Total
					2022	2023	2024	2025	2026	2027	6 Year Total	
IT-Citywide Reserves	Identified	Funded	\$0	\$0	\$110,000	\$0	\$0	\$0	\$0	\$0	\$110,000	\$110,000
Total			\$0	\$0	\$110,000	\$0	\$0	\$0	\$0	\$0	\$110,000	\$110,000

- \*Status definitions
- Unidentified: Funding source has not yet been determined
  - Identified: Funding source has been found, but not yet requested
  - Applied: Grant or loan application has been submitted, or budget has been requested
  - Awarded: Grant or loan has been offered but the contract has not yet been signed or budget has not yet been approved by Council
  - Encumbered: Project contract has been signed and funds have been allocated to spend on the project

Innovation and Technology Services/Network

City Hall Network Uninterruptible Power Supply Upgrades

IT-2021-54

Executive Summary

Replace two network UPSs with upgraded hardware and update the electrical.

Project Justification

There are UPSs on the 2nd and 6th floors that provide emergency battery backup to the network hardware that provides user and remote facility connectivity. The hardware is over 10 years old and is experiencing battery failures and other issues.

*This project meets the following comprehensive plan goals and/or policies:*

CFU 1 ADEQUATE PUBLIC FACILITIES AND SERVICES; CFU 3 FOR FIRE AND EMERGENCY MEDICAL SERVICESLEVEL OF SERVICE; CFU 5 FACILITIES AND SERVICES; CFU 6 MULTIPLE OBJECTIVES; C4 LIBRARY FACILITIES AND SERVICES; C4 PARKS FACILITIES AND SERVICES; C5 WASTEWATER FACILITIES AND SERVICES

Location

Other Location

City Hall

Project Status

Active

Preventative maintenance checks are performed twice per year on the UPSs and have identified issues.

External Factors

Maintenance

*Maintenance of capital facilities, buildings and infrastructure has an impact on a Department’s operating budget, and thus routine maintenance costs for new and ongoing projects are identified in the table below.*

	2022	2023	2024	2025	2026	2027	Total
Expected Annual Maintenance	\$0	\$0	\$0	\$0	\$0	\$0	\$0

Maintenance Comments

Because this is an upgrade of existing hardware, the preventative maintenance costs are already included in the annual operating expense budget.

Innovation and Technology Services/Network

City Hall Network Uninterruptible Power Supply Upgrades

IT-2021-54

Spending

Project Phase	Prior Spending	2021	Estimated Spending							Total
			2022	2023	2024	2025	2026	2027	6 Year Total	
Construction	\$0	\$0	\$5,000	\$0	\$0	\$0	\$0	\$0	\$5,000	\$5,000
Purchases	\$0	\$0	\$60,000	\$0	\$0	\$0	\$0	\$0	\$60,000	\$60,000
Total	\$0	\$0	\$65,000	\$0	\$0	\$0	\$0	\$0	\$65,000	\$65,000

Funding

Funding Name	Source	Status*	Prior Funding	2021	Estimated Funding							Total
					2022	2023	2024	2025	2026	2027	6 Year Total	
IT-Citywide Reserves	Identified	Funded	\$0	\$0	\$65,000	\$0	\$0	\$0	\$0	\$0	\$65,000	\$65,000
Total			\$0	\$0	\$65,000	\$0	\$0	\$0	\$0	\$0	\$65,000	\$65,000

- \*Status definitions
- Unidentified: Funding source has not yet been determined
  - Identified: Funding source has been found, but not yet requested
  - Applied: Grant or loan application has been submitted, or budget has been requested
  - Awarded: Grant or loan has been offered but the contract has not yet been signed or budget has not yet been approved by Council
  - Encumbered: Project contract has been signed and funds have been allocated to spend on the project

## Innovation and Technology Services/Network

### Fiber Network Infrastructure

IT-2019-89

#### Executive Summary

To provide high performance network connectivity, redundant routing, and high availability of service to the City of Spokane's departments and community agencies. Additional proposed investment to open the Spokane digital marketplace for economic development and business attraction purposes.

#### Project Justification

Redundant fiber route to CCB to support Public Safety and the relocation of the city's datacenter, opportunities aligned with bridge replacement/expansion (i.e., Post Street), replacing copper based network connections for traffic signals, and supporting PDA developments in SW and NW city limits.

*This project meets the following comprehensive plan goals and/or policies:*

CFU 1 ADEQUATE PUBLIC FACILITIES AND SERVICES; CFU 3 FOR FIRE AND EMERGENCY MEDICAL SERVICESLEVEL OF SERVICE; CFU 5 FACILITIES AND SERVICES; CFU 6 MULTIPLE OBJECTIVES; C4 LIBRARY FACILITIES AND SERVICES; C4 PARKS FACILITIES AND SERVICES; C5 WASTEWATER FACILITIES AND SERVICES

#### Location

Other Location

Throughout the City of Spokane partnering with Street Dept, STA, WSDOT, and Franchisees (Verizon, TDS, Avista, and others).

#### Project Status

Active

City IT installs network conduit and at times fiber throughout the City of Spokane as the business need or opportunity occurs (when the Street Department has the road surface open for repair or construction).

#### External Factors

Budget impacts expected for 2021, weather, engineering support for fiber transport, and competing project resources. Joint investment opportunities with partners that are actively building facilities from 2019 through the next five years that the City can better support and leverage existing infrastructure to accelerate digital offerings in the area, positively impact the digital divide and remote learning COVID environment, and be an economic stimulus and business development catalyst.

#### Maintenance

*Maintenance of capital facilities, buildings and infrastructure has an impact on a Department's operating budget, and thus routine maintenance costs for new and ongoing projects are identified in the table below.*

	2022	2023	2024	2025	2026	2027	Total
Expected Annual Maintenance	\$0	\$0	\$0	\$0	\$0	\$0	\$0

#### Maintenance Comments

Added additional out years based on supporting Smart City and Wireless Broadband initiative, partnerships with franchisees, and PDAs.

**Innovation and Technology Services/Network**  
**Fiber Network Infrastructure**  
IT-2019-89

**Spending**

Project Phase	Prior Spending	2021	Estimated Spending							Total
			2022	2023	2024	2025	2026	2027	6 Year Total	
Construction	\$0	\$300,000	\$0	\$300,000	\$300,000	\$300,000	\$300,000	\$300,000	\$1,500,000	\$1,800,000
Purchases	\$0	\$200,000	\$0	\$200,000	\$200,000	\$200,000	\$200,000	\$200,000	\$1,000,000	\$1,200,000
Total	\$0	\$500,000	\$0	\$500,000	\$500,000	\$500,000	\$500,000	\$500,000	\$2,500,000	\$3,000,000

**Funding**

Funding Name	Source	Status*	Prior Funding	2021	Estimated Funding							Total
					2022	2023	2024	2025	2026	2027	6 Year Total	
ITSD	Identified	Funded	\$0	\$500,000	\$0	\$500,000	\$500,000	\$500,000	\$500,000	\$500,000	\$2,500,000	\$3,000,000
Total			\$0	\$500,000	\$0	\$500,000	\$500,000	\$500,000	\$500,000	\$500,000	\$2,500,000	\$3,000,000

\*Status definitions

- Unidentified: Funding source has not yet been determined
- Identified: Funding source has been found, but not yet requested
- Applied: Grant or loan application has been submitted, or budget has been requested
- Awarded: Grant or loan has been offered but the contract has not yet been signed or budget has not yet been approved by Council
- Encumbered: Project contract has been signed and funds have been allocated to spend on the project

**Innovation and Technology Services/Network**

**Network Hardware Replacement**

IT-2015-149

**Executive Summary**

Replacement or upgrade of network hardware based on end-of-life support from the vendor or increasing demands on the existing network infrastructure and bandwidth, and re-architecting the enterprise network for better sustainability and resilience - focus on Public Safety operability.

**Project Justification**

Network hardware must remain adequate and supportable to meet the increasing needs of the business applications/departments. 2021 budget items include: (A) Equipment upgrades for core infrastructure switches based on EOL- budget \$240,000. (B) Network monitoring and alerting software to assist in proactive management of network equipment health, performance degradation and outages - budget \$60,000. (C) Redesigning network to optimize the upgrade of EOL equipment - budget \$300,000.

*This project meets the following comprehensive plan goals and/or policies:*

**Location**

Other Location

City-wide

**Project Status**

Active

Annual hardware replacement and upgrades to meet increasing network, bandwidth and monitoring needs based on analysis of current demands and future projects from departments City-wide.

**External Factors**

We are engaged in a re-architecture of our entire network to optimize the performance and stability with Layer-3 services, add network redundancy to strategic locations, and reduce impact to public safety services during outages and maintenance efforts.

**Maintenance**

*Maintenance of capital facilities, buildings and infrastructure has an impact on a Department's operating budget, and thus routine maintenance costs for new and ongoing projects are identified in the table below.*

	2022	2023	2024	2025	2026	2027	Total
Expected Annual Maintenance	\$0	\$422,050	\$434,712	\$447,753	\$461,186	\$475,021	\$2,240,722

**Maintenance Comments**

Innovation and Technology Services/Network

Network Hardware Replacement

IT-2015-149

Spending

Project Phase	Prior Spending	2021	Estimated Spending							Total
			2022	2023	2024	2025	2026	2027	6 Year Total	
Purchases	\$0	\$616,593	\$0	\$646,585	\$615,895	\$487,187	\$511,599	\$695,961	\$2,957,227	\$3,573,820
Total	\$0	\$616,593	\$0	\$646,585	\$615,895	\$487,187	\$511,599	\$695,961	\$2,957,227	\$3,573,820

Funding

Funding Name	Source	Status*	Prior Funding	2021	Estimated Funding							Total
					2022	2023	2024	2025	2026	2027	6 Year Total	
ITSD	Identified	Funded	\$0	\$616,593	\$0	\$646,585	\$615,895	\$487,187	\$511,599	\$695,961	\$2,957,227	\$3,573,820
Total			\$0	\$616,593	\$0	\$646,585	\$615,895	\$487,187	\$511,599	\$695,961	\$2,957,227	\$3,573,820

- \*Status definitions
- Unidentified: Funding source has not yet been determined
  - Identified: Funding source has been found, but not yet requested
  - Applied: Grant or loan application has been submitted, or budget has been requested
  - Awarded: Grant or loan has been offered but the contract has not yet been signed or budget has not yet been approved by Council
  - Encumbered: Project contract has been signed and funds have been allocated to spend on the project

**Innovation and Technology Services/Network**

**P1F North Route Redundant Internet**

IT-2021-86

**Executive Summary**

Complete route from N Newport Hwy to NoaNet point of presence (POP) at the Bonneville Power Administration (BPA) site to access diverse outbound route on NoaNet fiber.

**Project Justification**

PRIORITY 1 FIBER PROJECT: This project will provide a high speed, diverse Internet route out of Spokane. It will match our current bandwidth on our primary route. Our current redundant Internet bandwidth is limited to 100Mb, can't be expanded, and won't be able to support our needs long term. This project also removes dependency on US Bank that houses the majority of regional Internet connectivity and is a single route out of the area. Lastly, it creates a geographically diverse path to Seattle and to Portland and is critical for our cloud services.

*This project meets the following comprehensive plan goals and/or policies:*

CFU 3.4 Natural and Man-Made Disasters: Continue to participate in a coordinated regional plan for the provision of public services; CFU 1 ADEQUATE PUBLIC FACILITIES AND SERVICES; CFU 3 FIRE AND EMERGENCY; CFU 5 FACILITIES AND SERVICES; CFU 6 MULTIPLE OBJECTIVES; C4 LIBRARY; C4 PARKS; C5 WASTEWATER

**Location**

Other Location  
Newport Hwy and Hawthorne Rd

**Project Status**

Active  
The physical route has been identified and estimated engineering costs developed.

**External Factors**

Our current redundant Internet contract will be up for renewal so a replacement needs to be in place before that date.

**Maintenance**

*Maintenance of capital facilities, buildings and infrastructure has an impact on a Department's operating budget, and thus routine maintenance costs for new and ongoing projects are identified in the table below.*

	2022	2023	2024	2025	2026	2027	Total
Expected Annual Maintenance	\$0	\$0	\$0	\$0	\$0	\$0	\$0

**Maintenance Comments**

**Innovation and Technology Services/Network**

**P1F North Route Redundant Internet**

IT-2021-86

**Spending**

Project Phase	Prior Spending	2021	Estimated Spending							Total
			2022	2023	2024	2025	2026	2027	6 Year Total	
Construction	\$0	\$0	\$200,000	\$0	\$0	\$0	\$0	\$0	\$200,000	\$200,000
Total	\$0	\$0	\$200,000	\$0	\$0	\$0	\$0	\$0	\$200,000	\$200,000

**Funding**

Funding Name	Source	Status*	Prior Funding	2021	Estimated Funding							Total
					2022	2023	2024	2025	2026	2027	6 Year Total	
REET1	Identified	Funded	\$0	\$0	\$200,000	\$0	\$0	\$0	\$0	\$0	\$200,000	\$200,000
Total			\$0	\$0	\$200,000	\$0	\$0	\$0	\$0	\$0	\$200,000	\$200,000

\*Status definitions

- Unidentified: Funding source has not yet been determined
- Identified: Funding source has been found, but not yet requested
- Applied: Grant or loan application has been submitted, or budget has been requested
- Awarded: Grant or loan has been offered but the contract has not yet been signed or budget has not yet been approved by Council
- Encumbered: Project contract has been signed and funds have been allocated to spend on the project

**Innovation and Technology Services/Network**

**P2F Greene St. Bridge**

IT-2021-106

**Executive Summary**

Install fiber conduit in the Greene St. bridge during reconstruction of the bridge.

**Project Justification**

PRIORITY 2 FIBER PROJECT: Installing conduit across bridges is a high priority goal and will support leasing opportunities and redundant paths to facilities. It is not cost effective or feasible to install conduit after bridge work is completed.

*This project meets the following comprehensive plan goals and/or policies:*

CFU 1.2 Operational Efficiency: Improve the city's operational efficiency, ED 6.3 Communication Facilities: Support the expansion and development of sophisticated communication facilities and networks, ED 6.4 Infrastructure: Maintain infrastructure at safe and efficient levels

**Location**

Other Location

Greene St. bridge at Euclid and Greene

**Project Status**

Active

Initial design analyzed and estimated costs developed

**External Factors**

ICM has a project to reconstruct the Greene St. bridge. The conduit install needs to be coordinated with that work since it is not feasible to install it in the future.

**Maintenance**

*Maintenance of capital facilities, buildings and infrastructure has an impact on a Department's operating budget, and thus routine maintenance costs for new and ongoing projects are identified in the table below.*

	2022	2023	2024	2025	2026	2027	Total
Expected Annual Maintenance	\$0	\$0	\$0	\$0	\$0	\$0	\$0

**Maintenance Comments**

Innovation and Technology Services/Network

P2F Greene St. Bridge

IT-2021-106

Spending

Project Phase	Prior Spending	2021	Estimated Spending							Total
			2022	2023	2024	2025	2026	2027	6 Year Total	
Construction	\$0	\$0	\$50,000	\$0	\$0	\$0	\$0	\$0	\$50,000	\$50,000
Total	\$0	\$0	\$50,000	\$0	\$0	\$0	\$0	\$0	\$50,000	\$50,000

Funding

Funding Name	Source	Status*	Prior Funding	2021	Estimated Funding							Total
					2022	2023	2024	2025	2026	2027	6 Year Total	
REET1	Identified	Funded	\$0	\$0	\$50,000	\$0	\$0	\$0	\$0	\$0	\$50,000	\$50,000
Total			\$0	\$0	\$50,000	\$0	\$0	\$0	\$0	\$0	\$50,000	\$50,000

\*Status definitions

- Unidentified: Funding source has not yet been determined
- Identified: Funding source has been found, but not yet requested
- Applied: Grant or loan application has been submitted, or budget has been requested
- Awarded: Grant or loan has been offered but the contract has not yet been signed or budget has not yet been approved by Council
- Encumbered: Project contract has been signed and funds have been allocated to spend on the project

Innovation and Technology Services/Network

P3F City Hall to Fire Station 1 Fiber Increase

IT-2021-89

Executive Summary

PRIORITY 3 FIBER PROJECT: Reconnect 18 strands of fiber that were cut and abandoned in place during Riverfront Park redevelopment.

Project Justification

In order to connect new facilities in Riverfront Park, fiber strands between City Hall and Fire Station 1 were redirected leaving 18 strands unused. Fire Station 1 is the connection point between City facilities and services. Reconnecting these strands will increase fiber availability in one of the most critical and consumed fiber runs in the City. It will also improve quality of service between the two locations, address single points of failure, and allow us to more rapidly recover from fiber failures by rerouting traffic to the restored strands.

*This project meets the following comprehensive plan goals and/or policies:*

CFU 3.4 Natural and Man-Made Disasters: Continue to participate in a coordinated regional plan for the provision of public services; CFU 1 ADEQUATE PUBLIC FACILITIES AND SERVICES; CFU 3 FIRE AND EMERGENCY; CFU 5 FACILITIES AND SERVICES; CFU 6 MULTIPLE OBJECTIVES; C4 LIBRARY; C4 PARKS; C5 WASTEWATER

Location

Other Location

City Hall to Fire Station 1 fiber route

Project Status

Active

Strand availability identified and preliminary costs developed

External Factors

Maintenance

*Maintenance of capital facilities, buildings and infrastructure has an impact on a Department’s operating budget, and thus routine maintenance costs for new and ongoing projects are identified in the table below.*

	2022	2023	2024	2025	2026	2027	Total
Expected Annual Maintenance	\$0	\$0	\$0	\$0	\$0	\$0	\$0

Maintenance Comments

Innovation and Technology Services/Network

P3F City Hall to Fire Station 1 Fiber Increase

IT-2021-89

Spending

Project Phase	Prior Spending	2021	Estimated Spending							Total
			2022	2023	2024	2025	2026	2027	6 Year Total	
Construction	\$0	\$0	\$7,500	\$0	\$0	\$0	\$0	\$0	\$7,500	\$7,500
Total	\$0	\$0	\$7,500	\$0	\$0	\$0	\$0	\$0	\$7,500	\$7,500

Funding

Funding Name	Source	Status*	Prior Funding	2021	Estimated Funding							Total
					2022	2023	2024	2025	2026	2027	6 Year Total	
REET1	Identified	Funded	\$0	\$0	\$7,500	\$0	\$0	\$0	\$0	\$0	\$7,500	\$7,500
Total			\$0	\$0	\$7,500	\$0	\$0	\$0	\$0	\$0	\$7,500	\$7,500

- \*Status definitions
- Unidentified: Funding source has not yet been determined
  - Identified: Funding source has been found, but not yet requested
  - Applied: Grant or loan application has been submitted, or budget has been requested
  - Awarded: Grant or loan has been offered but the contract has not yet been signed or budget has not yet been approved by Council
  - Encumbered: Project contract has been signed and funds have been allocated to spend on the project

Innovation and Technology Services/Network

PF4 Spokane Falls Blvd Conduit and Fiber

IT-2021-87

Executive Summary

PRIORITY 4 FIBER PROJECT: Add conduit and fiber along Spokane Falls Blvd from City Hall to Division where conduit does not currently exist.

Project Justification

The current path is owned by Avista and is at maximum capacity. It is possible that an Avista need to increase their fiber may require us to vacate their conduit in the future. The second conduit run is owned by CenturyLink. By completing the missing sections of the conduit along Spokane Falls Blvd., we will also be able to lease space in a high value area.

*This project meets the following comprehensive plan goals and/or policies:*

CFU 1.2 Operational Efficiency: Improve the city's operational efficiency, ED 6.3 Communication Facilities: Support the expansion and development of sophisticated communication facilities and networks, ED 6.4 Infrastructure: Maintain infrastructure at safe and efficient levels

Location

Other Location

W Spokane Falls Blvd, Post St to Washington.

Project Status

Active

Path has been identified and preliminary budget developed.

External Factors

Maintenance

*Maintenance of capital facilities, buildings and infrastructure has an impact on a Department's operating budget, and thus routine maintenance costs for new and ongoing projects are identified in the table below.*

	2022	2023	2024	2025	2026	2027	Total
Expected Annual Maintenance	\$0	\$0	\$0	\$0	\$0	\$0	\$0

Maintenance Comments

Innovation and Technology Services/Network

PF4 Spokane Falls Blvd Conduit and Fiber

IT-2021-87

Spending

Project Phase	Prior Spending	2021	Estimated Spending							Total
			2022	2023	2024	2025	2026	2027	6 Year Total	
---	\$0	\$0	\$135,000	\$0	\$0	\$0	\$0	\$0	\$135,000	\$135,000
Total	\$0	\$0	\$135,000	\$0	\$0	\$0	\$0	\$0	\$135,000	\$135,000

Funding

Funding Name	Source	Status*	Prior Funding	2021	Estimated Funding							Total
					2022	2023	2024	2025	2026	2027	6 Year Total	
REET1	Identified	Funded	\$0	\$0	\$135,000	\$0	\$0	\$0	\$0	\$0	\$135,000	\$135,000
Total			\$0	\$0	\$135,000	\$0	\$0	\$0	\$0	\$0	\$135,000	\$135,000

- \*Status definitions
- Unidentified: Funding source has not yet been determined
  - Identified: Funding source has been found, but not yet requested
  - Applied: Grant or loan application has been submitted, or budget has been requested
  - Awarded: Grant or loan has been offered but the contract has not yet been signed or budget has not yet been approved by Council
  - Encumbered: Project contract has been signed and funds have been allocated to spend on the project

Innovation and Technology Services/Network

PF5 Fire Station 1 to Cowley Fiber Increase

IT-2021-88

Executive Summary

Connect 72 existing unused fiber strands

Project Justification

PRIORITY 5 FIBER PROJECT: This will connect 72 unused existing strands between Fire Station 1 and the CCB. The current connections are getting close to low available strand count. In the near future, we need to connect a total of 32 strands to create 40Gb connections to the core, which is nearly half of the proposed strand count increase. The additional strand count will also support CSO tanks connectivity and the ability to reroute traffic due to fiber cuts.

*This project meets the following comprehensive plan goals and/or policies:*

CFU 3.4 Natural and Man-Made Disasters: Continue to participate in a coordinated regional plan for the provision of public services; CFU 1 ADEQUATE PUBLIC FACILITIES AND SERVICES; CFU 3 FIRE AND EMERGENCY; CFU 5 FACILITIES AND SERVICES; CFU 6 MULTIPLE OBJECTIVES; C4 LIBRARY; C4 PARKS; C5 WASTEWATER

Location

Other Location

Fire Station 1 to Sprague and Cowley St vault

Project Status

Active

Trending and sizing analysis completed and preliminary costs developed.

External Factors

Maintenance

*Maintenance of capital facilities, buildings and infrastructure has an impact on a Department’s operating budget, and thus routine maintenance costs for new and ongoing projects are identified in the table below.*

	2022	2023	2024	2025	2026	2027	Total
Expected Annual Maintenance	\$0	\$0	\$0	\$0	\$0	\$0	\$0

Maintenance Comments

Innovation and Technology Services/Network

PF5 Fire Station 1 to Cowley Fiber Increase

IT-2021-88

Spending

Project Phase	Prior Spending	2021	Estimated Spending							Total
			2022	2023	2024	2025	2026	2027	6 Year Total	
Construction	\$0	\$0	\$32,000	\$0	\$0	\$0	\$0	\$0	\$32,000	\$32,000
Total	\$0	\$0	\$32,000	\$0	\$0	\$0	\$0	\$0	\$32,000	\$32,000

Funding

Funding Name	Source	Status*	Prior Funding	2021	Estimated Funding							Total
					2022	2023	2024	2025	2026	2027	6 Year Total	
REET1	Identified	Funded	\$0	\$0	\$32,000	\$0	\$0	\$0	\$0	\$0	\$32,000	\$32,000
Total			\$0	\$0	\$32,000	\$0	\$0	\$0	\$0	\$0	\$32,000	\$32,000

- \*Status definitions
- Unidentified: Funding source has not yet been determined
  - Identified: Funding source has been found, but not yet requested
  - Applied: Grant or loan application has been submitted, or budget has been requested
  - Awarded: Grant or loan has been offered but the contract has not yet been signed or budget has not yet been approved by Council
  - Encumbered: Project contract has been signed and funds have been allocated to spend on the project

**Innovation and Technology Services/Software**  
**Software - Enterprise Records Management**  
IT-2020-92

**Executive Summary**

Software enhancement or replacement for 10 year old Onbase product to better integrate and automate workflow between all City departments. Emphasis on integration of data and automation of information and approvals between departments as well as Council agenda management.

**Project Justification**

Current system has been unevenly used in City and tailored to Council agenda management with minimal cross-department automation and heavy manual workflow required from staff. This creates legal information flow challenges and risks, complicates public records efforts, and relies on manual interfaces with departments and other systems.

*This project meets the following comprehensive plan goals and/or policies:*

**Location**

Other Location  
Citywide

**Project Status**

Active  
Proposed project to assess, enhance, and recommend future implementation of an enterprise document and records management system. (Does not include police and court records management at this point)

**External Factors**

Current pandemic response efforts require more online processes to ensure social distancing and better automated work flow to facilitate virtual records management. This is escalating the already identified need for this enhanced automation.

**Maintenance**

*Maintenance of capital facilities, buildings and infrastructure has an impact on a Department's operating budget, and thus routine maintenance costs for new and ongoing projects are identified in the table below.*

	2022	2023	2024	2025	2026	2027	Total
Expected Annual Maintenance	\$0	\$0	\$25,000	\$25,000	\$25,000	\$0	\$150,000

**Maintenance Comments**

Software replacement fund for one-time purchases; maintenance or subscription-based software as a service is a separate OPEX requirement based on the system acquired.

Innovation and Technology Services/Software

Software - Enterprise Records Management

IT-2020-92

Spending

Project Phase	Prior Spending	2021	Estimated Spending							Total
			2022	2023	2024	2025	2026	2027	6 Year Total	
Purchases	\$0	\$0	\$100,000	\$500,000	\$100,000	\$0	\$0	\$0	\$700,000	\$700,000
Total	\$0	\$0	\$100,000	\$500,000	\$100,000	\$0	\$0	\$0	\$700,000	\$700,000

Funding

Funding Name	Source	Status*	Prior Funding	2021	Estimated Funding							Total
					2022	2023	2024	2025	2026	2027	6 Year Total	
IT-Citywide Reserves	Identified	Funded	\$0	\$0	\$100,000	\$0	\$0	\$0	\$0	\$0	\$100,000	\$100,000
New funding ECM	Unidentified	Unfunded	\$0	\$0	\$0	\$500,000	\$100,000	\$0	\$0	\$0	\$600,000	\$600,000
Total			\$0	\$0	\$100,000	\$500,000	\$100,000	\$0	\$0	\$0	\$700,000	\$700,000

\*Status definitions

- Unidentified: Funding source has not yet been determined
- Identified: Funding source has been found, but not yet requested
- Applied: Grant or loan application has been submitted, or budget has been requested
- Awarded: Grant or loan has been offered but the contract has not yet been signed or budget has not yet been approved by Council
- Encumbered: Project contract has been signed and funds have been allocated to spend on the project

**Innovation and Technology Services/Software**  
**Software - Enterprise Resource Planning (ERP) System**  
IT-2020-90

**Executive Summary**

Phase 1 (2022): Assess City needs for ERP system based on current landscape, GAAP, BARS, chart of accounts, and other current and future system requirements to determine next steps. Phase 2 on (2023-2027): TBD based on assessment.

**Project Justification**

Current set of systems do not meet growing City needs and are a collection of different systems with over 150 interfaces of which over 140 are manual or require duplicate entry of information. There is minimal cross-department automation and heavy manual workflow required from staff. This creates financial and time reporting information flow challenges and risks, complicates key financial systems needs such as financial reporting, budgeting, cost control and tracking, and relies on manual interfaces with over 20 other unique or silo systems.

*This project meets the following comprehensive plan goals and/or policies:*

As a comprehensive enterprise system including financial management this would support all goals in the plan.

**Location**

Other Location

Citywide

**Project Status**

Active

Proposed since 2015. The City must assess the ERP need and what tier system is required to allow the City to meet financial and other system integration needs. Phase 1 assessment planned for 2022 to provide analysis and recommendations on next steps on what can be a \$15M+ project.

**External Factors**

Currently, the City has to maintain a legacy chart of accounts that is not BARS compliant and has to do 'translations' to provide required financial statements. Disparate downstream financial or point of transaction systems are not integrated and there is often not transparency to the transaction level for summary information in the current financial system which is both a revenue and audit risk. These reporting and auditing risks are escalating the already identified need for ERP automation.

**Maintenance**

*Maintenance of capital facilities, buildings and infrastructure has an impact on a Department's operating budget, and thus routine maintenance costs for new and ongoing projects are identified in the table below.*

	2022	2023	2024	2025	2026	2027	Total
Expected Annual Maintenance	\$0	\$0	\$100,000	\$400,000	\$400,000	\$400,000	\$2,600,000

**Maintenance Comments**

Software replacement for multiple finance and related systems. Annual savings for replaced systems \$100-150K, with 1-2 staff positions being reoriented to ERP support.

Innovation and Technology Services/Software

Software - Enterprise Resource Planning (ERP) System

IT-2020-90

Spending

Project Phase	Prior Spending	2021	Estimated Spending							Total
			2022	2023	2024	2025	2026	2027	6 Year Total	
Purchases	\$0	\$0	\$125,000	\$1,000,000	\$3,000,000	\$3,000,000	\$3,000,000	\$0	\$10,125,000	\$10,125,000
Total	\$0	\$0	\$125,000	\$1,000,000	\$3,000,000	\$3,000,000	\$3,000,000	\$0	\$10,125,000	\$10,125,000

Funding

Funding Name	Source	Status*	Prior Funding	2021	Estimated Funding							Total
					2022	2023	2024	2025	2026	2027	6 Year Total	
Funding source TBD	Unidentified	Unfunded	\$0	\$0	\$0	\$1,000,000	\$3,000,000	\$3,000,000	\$3,000,000	\$0	\$10,000,000	\$10,000,000
IT-Citywide Reserves	Identified	Funded	\$0	\$0	\$125,000	\$0	\$0	\$0	\$0	\$0	\$125,000	\$125,000
Total			\$0	\$0	\$125,000	\$1,000,000	\$3,000,000	\$3,000,000	\$3,000,000	\$0	\$10,125,000	\$10,125,000

- \*Status definitions
- Unidentified: Funding source has not yet been determined
  - Identified: Funding source has been found, but not yet requested
  - Applied: Grant or loan application has been submitted, or budget has been requested
  - Awarded: Grant or loan has been offered but the contract has not yet been signed or budget has not yet been approved by Council
  - Encumbered: Project contract has been signed and funds have been allocated to spend on the project

## Innovation and Technology Services/Software

### Software - eSeries Court Management System

IT-2020-88

#### Executive Summary

Software replacement for 13 year old Justware product to better integrate and automate workflow between Courts and other departments. Emphasis on integration of data and automation of information and case flow between departments as well as Court docket management.

#### Project Justification

Current system is actually four different versions of a system that are individually tailored to a single department with minimal cross-department automation and heavy manual workflow required from staff. This creates legal information flow challenges and risks, complicates key Court needs like first appearance and docket management, and relies on manual interfaces with other regional law enforcement, court or legal records systems.

*This project meets the following comprehensive plan goals and/or policies:*

SH 7 CRIMINAL JUSTICE Goal: Provide evidence based criminal justice services that use police, prosecutors, courts, public defenders, treatment and supervision to reduce crime and recidivism while supporting victims.

#### Location

Other Location

Municipal Court, Public Defender's Office, Prosecutor's Office, Probation, City Legal

#### Project Status

Active

Current project in phases. Municipal Court and Probation will be implemented in 2021. Public Defender and Prosecutor is scheduled to be implemented in 2022. Project costs include professional services from Journal technologies for \$375,000 and contracted labor from Volt staffing managed by the PMO for \$714,000.

#### External Factors

Current pandemic response efforts require specialized Court processes to ensure social distancing and better automated work flow to facilitate virtual case management. This is escalating the already identified need for this automation.

#### Maintenance

*Maintenance of capital facilities, buildings and infrastructure has an impact on a Department's operating budget, and thus routine maintenance costs for new and ongoing projects are identified in the table below.*

	2022	2023	2024	2025	2026	2027	Total
Expected Annual Maintenance	\$141,156	\$145,377	\$149,724	\$154,200	\$158,811	\$163,559	\$1,825,654

#### Maintenance Comments

Software replacement fund for one-time purchases; maintenance or subscription-based software as a service is a separate OPEX requirement based on the system acquired.

Innovation and Technology Services/Software

Software - eSeries Court Management System

IT-2020-88

Spending

Project Phase	Prior Spending	2021	Estimated Spending							Total
			2022	2023	2024	2025	2026	2027	6 Year Total	
Purchases	\$730,000	\$662,000	\$427,000	\$0	\$0	\$0	\$0	\$0	\$427,000	\$1,819,000
Total	\$730,000	\$662,000	\$427,000	\$0	\$0	\$0	\$0	\$0	\$427,000	\$1,819,000

Funding

Funding Name	Source	Status*	Prior Funding	2021	Estimated Funding							Total
					2022	2023	2024	2025	2026	2027	6 Year Total	
Criminal Justice	Identified	Funded	\$0	\$357,000	\$357,000	\$0	\$0	\$0	\$0	\$0	\$357,000	\$714,000
ITSD Cash Reserve	Identified	Funded	\$730,000	\$305,000	\$70,000	\$0	\$0	\$0	\$0	\$0	\$70,000	\$1,105,000
Total			\$730,000	\$662,000	\$427,000	\$0	\$0	\$0	\$0	\$0	\$427,000	\$1,819,000

- \*Status definitions
- Unidentified: Funding source has not yet been determined
  - Identified: Funding source has been found, but not yet requested
  - Applied: Grant or loan application has been submitted, or budget has been requested
  - Awarded: Grant or loan has been offered but the contract has not yet been signed or budget has not yet been approved by Council
  - Encumbered: Project contract has been signed and funds have been allocated to spend on the project

Executive Summary

Implementing a master data framework makes key data available to internal stakeholders and identifies the requirements to protect the data. This creates a sustainable data layer that is integrated across key City systems and breaks down silos and barriers to using data across divisions.

Project Justification

Data analysts across the City are constantly re-inventing methods to access and use data from multiple systems to create information dashboards, reports or inform decisions. Multiple copies of City and external data exist in different formats and storage locations creating City-wide data integrity and quality issues. As a result of the duplication of data and information, the ability to govern and secure the data according to legal requirements is difficult. The cost of these individual data silos (more than 150 have been identified), reliability of the data, and security and privacy are challenges that this unified data platform addresses. This platform would be accessible citywide (subject to any security requirements) for department PowerBI use immediately upon load. This data would have a publication schedule to ensure it is up to date and have information security protections in place to help govern access and use. This platform fosters significant internal information sharing and becomes the platform to help provide Open Data at a significant scale up from current capabilities.

*This project meets the following comprehensive plan goals and/or policies:*

Supports all departments service needs based on the significant increase in need for related data and information to support decision making.

Location

Other Location  
Citywide

Project Status

Active  
Citywide data lifecycle project in third phase (connecting department data sources and visualization tool access). Phase 1 (design and platform creation) completed August 2020 and Phase 2 (initial business unit deliverables including vulnerable populations data lake for SPD, SFD, and CHHS completes in 2021. Project moves to primary OPEX funded in 2023. Continued work on vulnerable populations expected for 2022 and 2023. 2022 Phase 3 = \$140,000. 2023 Costs estimated at same.

External Factors

Ongoing projects and current pandemic response efforts require growing access to data and information integrated across multiple systems. This is escalating the already identified need for this sustainable data layer.

Maintenance

*Maintenance of capital facilities, buildings and infrastructure has an impact on a Department’s operating budget, and thus routine maintenance costs for new and ongoing projects are identified in the table below.*

	2022	2023	2024	2025	2026	2027	Total
Expected Annual Maintenance	\$15,000	\$17,500	\$20,000	\$22,500	\$25,000	\$0	\$100,000

Maintenance Comments

Maintenance for system is mostly covered under existing Microsoft contracts and licensing. Additional amounts would be for Cloud data services which may grow year to year.

Innovation and Technology Services/Software

Software - Master Data Management Platform

IT-2020-89

Spending

Project Phase	Prior Spending	2021	Estimated Spending							Total
			2022	2023	2024	2025	2026	2027	6 Year Total	
Purchases	\$485,904	\$161,000	\$140,000	\$140,000	\$0	\$0	\$0	\$0	\$280,000	\$926,904
Total	\$485,904	\$161,000	\$140,000	\$140,000	\$0	\$0	\$0	\$0	\$280,000	\$926,904

Funding

Funding Name	Source	Status*	Prior Funding	2021	Estimated Funding							Total
					2022	2023	2024	2025	2026	2027	6 Year Total	
IT-Citywide Reserves	Identified	Funded	\$485,904	\$161,000	\$140,000	\$140,000	\$0	\$0	\$0	\$0	\$280,000	\$926,904
Total			\$485,904	\$161,000	\$140,000	\$140,000	\$0	\$0	\$0	\$0	\$280,000	\$926,904

- \*Status definitions
- Unidentified: Funding source has not yet been determined
  - Identified: Funding source has been found, but not yet requested
  - Applied: Grant or loan application has been submitted, or budget has been requested
  - Awarded: Grant or loan has been offered but the contract has not yet been signed or budget has not yet been approved by Council
  - Encumbered: Project contract has been signed and funds have been allocated to spend on the project

Executive Summary

Assessment and options review of the current Tyler/New World combined CAD/RMS that has not met original expectations, has additional identified needs, and did not include the Fire agencies in the original model. This is a placeholder to identify that the City will have some budget needs to review.

Project Justification

Current system has had several major issues and not met expectations for use, ability to fix identified issues, and challenges in upgrading. There is uneven expectations from the regional entities on the future of the system, ongoing investment, or responsiveness of the vendor. This supports the need to assess where we are and what options there are to either confirm the current system or look at options and costs for replacement. This assessment effort is supported by all law enforcement leaders engaged. Fire agencies would not support using the current system but are interested in a new joint assessment to ensure their unique needs are represented.

*This project meets the following comprehensive plan goals and/or policies:*

SH 7 CRIMINAL JUSTICE Goal: Provide evidence based criminal justice services that use police, prosecutors, courts, public defenders, treatment and supervision to reduce crime and recidivism while supporting victims.

Location

Other Location

Regional

Project Status

Active

Proposed project to assess the need and look at options to replace the regional computer aided dispatch (CAD) for public safety (law enforcement and review of inclusion of Fire agencies. This is parallel with review of the regional public safety records management system (RMS). This project would be a joint resourced effort from City, County, and SRECS.

External Factors

Current system and vendor support issues, along with less than expected functional capability, are the driving factors for this assessment. System has had some challenges meeting updated Washington State of Federal criminal justice reporting with manual internal effort at times required to overcome in the short term.

Maintenance

*Maintenance of capital facilities, buildings and infrastructure has an impact on a Department’s operating budget, and thus routine maintenance costs for new and ongoing projects are identified in the table below.*

	2022	2023	2024	2025	2026	2027	Total
Expected Annual Maintenance	\$0	\$0	\$0	\$0	\$0	\$0	\$0

Maintenance Comments

Current and future maintenance costs would be part of the ongoing regional agreement.

Innovation and Technology Services/Software

Software - Public Safety Computer Aided Dispatch System

IT-2020-93

Spending

Project Phase	Prior Spending	2021	Estimated Spending							Total
			2022	2023	2024	2025	2026	2027	6 Year Total	
Purchases	\$0	\$0	\$0	\$2,500,000	\$0	\$0	\$0	\$0	\$2,500,000	\$2,500,000
Total	\$0	\$0	\$0	\$2,500,000	\$0	\$0	\$0	\$0	\$2,500,000	\$2,500,000

Funding

Funding Name	Source	Status*	Prior Funding	2021	Estimated Funding							Total
					2022	2023	2024	2025	2026	2027	6 Year Total	
ARPA	Identified	Funded	\$0	\$0	\$0	\$2,500,000	\$0	\$0	\$0	\$0	\$2,500,000	\$2,500,000
Total			\$0	\$0	\$0	\$2,500,000	\$0	\$0	\$0	\$0	\$2,500,000	\$2,500,000

- \*Status definitions
- Unidentified: Funding source has not yet been determined
  - Identified: Funding source has been found, but not yet requested
  - Applied: Grant or loan application has been submitted, or budget has been requested
  - Awarded: Grant or loan has been offered but the contract has not yet been signed or budget has not yet been approved by Council
  - Encumbered: Project contract has been signed and funds have been allocated to spend on the project

Executive Summary

Assessment and options review of the current Tyler/New World combined CAD/RMS that has not met original expectations, has additional identified needs, and did not include the Fire agencies in the original model. This is a placeholder to identify that the City will have some budget needs to review.

Project Justification

Current system has had several major issues and not met expectations for use, ability to fix identified issues, and challenges in upgrading. There is uneven expectations from the regional entities on the future of the system, ongoing investment, or responsiveness of the vendor. This supports the need to assess where we are and what options there are to either confirm the current system or look at options and costs for replacement. This assessment effort is supported by all law enforcement leaders engaged. Fire agencies would not support using the current system but are interested in a new joint assessment to ensure their unique needs are represented.

*This project meets the following comprehensive plan goals and/or policies:*

SH 7 CRIMINAL JUSTICE Goal: Provide evidence based criminal justice services that use police, prosecutors, courts, public defenders, treatment and supervision to reduce crime and recidivism while supporting victims.

Location

Other Location

Regional

Project Status

Active

Proposed project to assess the need and look at options to replace the regional records management system (RMS) for public safety (law enforcement and review of inclusion of Fire agencies. This is a parallel with review of the regional public safety computer aided dispatch (CAD). This project would be a joint resourced effort from City, County, and SRECS.

External Factors

Current system and vendor support issues, along with less than expected functional capability, are the driving factors for this assessment. System has had some challenges meeting updated Washington State of Federal criminal justice reporting with manual internal effort at times required to overcome in the short term.

Maintenance

*Maintenance of capital facilities, buildings and infrastructure has an impact on a Department’s operating budget, and thus routine maintenance costs for new and ongoing projects are identified in the table below.*

	2022	2023	2024	2025	2026	2027	Total
Expected Annual Maintenance	\$0	\$0	\$0	\$0	\$0	\$0	\$0

Maintenance Comments

Current and future maintenance costs would be part of the ongoing regional agreement.

Innovation and Technology Services/Software

Software - Public Safety Records Management System

IT-2020-94

Spending

Project Phase	Prior Spending	2021	Estimated Spending							Total
			2022	2023	2024	2025	2026	2027	6 Year Total	
Purchases	\$0	\$0	\$350,000	\$350,000	\$850,000	\$0	\$0	\$0	\$1,550,000	\$1,550,000
Total	\$0	\$0	\$350,000	\$350,000	\$850,000	\$0	\$0	\$0	\$1,550,000	\$1,550,000

Funding

Funding Name	Source	Status*	Prior Funding	2021	Estimated Funding							Total
					2022	2023	2024	2025	2026	2027	6 Year Total	
ARPA	Identified	Funded	\$0	\$0	\$350,000	\$0	\$0	\$0	\$0	\$0	\$350,000	\$350,000
Unknown	Unidentified	Unfunded	\$0	\$0	\$0	\$350,000	\$850,000	\$0	\$0	\$0	\$1,200,000	\$1,200,000
Total			\$0	\$0	\$350,000	\$350,000	\$850,000	\$0	\$0	\$0	\$1,550,000	\$1,550,000

- \*Status definitions
- Unidentified: Funding source has not yet been determined
  - Identified: Funding source has been found, but not yet requested
  - Applied: Grant or loan application has been submitted, or budget has been requested
  - Awarded: Grant or loan has been offered but the contract has not yet been signed or budget has not yet been approved by Council
  - Encumbered: Project contract has been signed and funds have been allocated to spend on the project

# SPOKANE PUBLIC LIBRARY

---

# Spokane Public Library



## Department Goals

The programs and services the library offers are guided by the library's mission, vision, and values:  
***Spokane Public Library is a community of learning.***

We aim to inspire a thriving city through cultural and educational opportunities.

We value:

- **Education** | We connect our community with education, information and programming.
- **Collaboration** | We work together to create the best outcomes.
- **Diversity** | We include and celebrate Spokane's diverse communities.
- **Innovation** | We take risks and drive change.
- **Customer Experience** | We impress our customers with individualized service.
- **Accountability** | We use public funds responsibly.

Our Strategic Directions guide our work more specifically. The Strategic Directions work under the framework of the mission, vision, and values.

Strategic Directions:

Educate Our Citizens

- Inspire a community of learners.
- Build cooperative networks for sharing knowledge and opportunity.
- Be the resource for free learning opportunities for all citizens.

Become the Platform

- Provide opportunities for personal enrichment.
- Create spaces for citizens to interact and collaborate.
- Showcase Spokane.

Be the Community's Partner

- Cultivate a strong sense of community.
- Create synergy with mission-aligned organizations.
- Provide community groups and businesses with cutting edge resources to meet their goals.

## Contact Information

Andrew Chanse	Director	444-5305	achanse@spokanelibrary.org
Caris O'Malley	Deputy Director	444-5310	comalley@spokanelibrary.org

## Services Provided

Spokane Public Library provides lending library services, programs and classes to nearly one million visitors a year. Nearly two million items are borrowed from the libraries each year. Other services include:

1. *Self-Directed Education*— early, adult, and digital literacy through our collections of items in print, audio, video, and digital formats, specialized online research tools, historical collections and educational tools;
2. *Business and Workforce Support*—increase workforce skills and strengthening businesses both large and small through high-quality business resources, training, and workshops;
3. *Outreach to Seniors and Youth*—a youth outreach worker delivers early literacy classes to children in Head Start and ECEAP childcare centers around the city. Deposit collections are checked out to many childcare centers so the children have books to read. Library service is brought on site to more than 40 senior and assisted-living centers in Spokane delivering access to educational and enrichment materials to those that would not have it otherwise. Library resources are delivered throughout the city to those with the greatest barriers to access, from prisons to hospitals;
4. *Research and Instruction*—professionally trained staff enable citizens to find reputable and reliable sources of information via professional assistance, classes and events;
5. *Computer access and Wi-Fi service* – all of the libraries provide Internet computers, technical assistance and Wi-Fi for library customers;
6. *Meeting Spaces*—meeting rooms are available for use (free) to groups for open, public meetings.

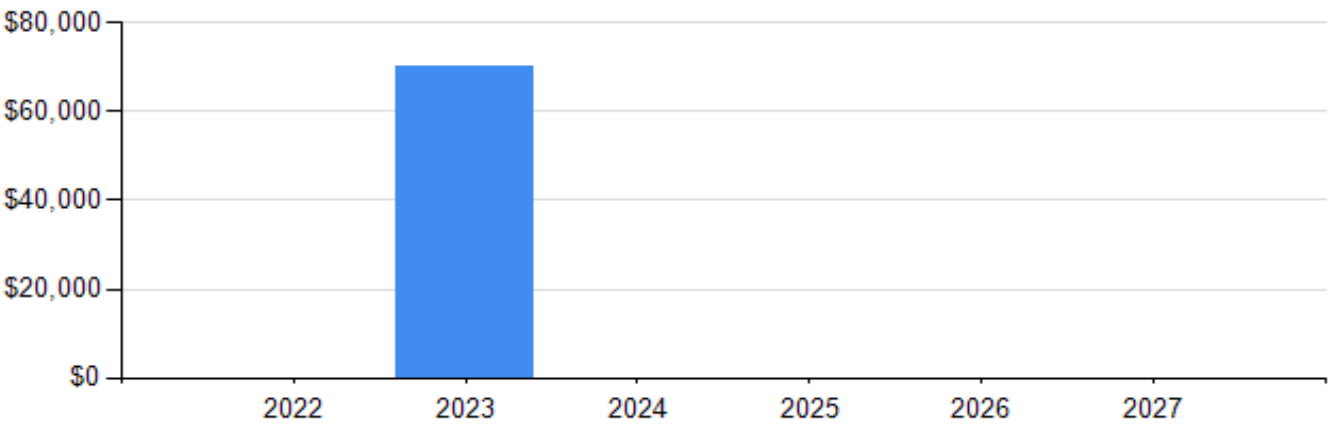
## Background

Spokane Public Library was first established in 1891 (in City Hall) with its first dedicated building opening in 1905. Service expanded to include branch locations throughout the city as well as bookmobile service. Traditional lending library service as well as early childhood literacy classes for children, educational programs for adults and research assistance have always been staples of the service provided to citizens. Additionally, the libraries have been a place where citizens gather for meetings or for enrichment through discussion of current events and the historical and cultural materials presented in the library. The library has always been free and open to the public. Currently there are seven physical locations in the City of Spokane: Central Library (downtown), 906 West Main Ave, building opened 1/94, currently undergoing remodel and scheduled to open 2022 (previous building on same location from 1963); Liberty Park Library, 402 S. Pittsburgh, opening 2021; Hillyard Library, 4106 N. Cook, opening 2021, (previously in NE Community Center); Indian Trail Library, 4909 W. Barnes, opened 3/98; Shadle Park Library, 2111 W. Wellesley, opened 3/97, (previously in Shadle Shopping Center); South Hill Library, 3324 S. Perry, opened 1/96, (previously in Manito Shopping Center); The Hive™, 2904 E. Sprague, opening 2021. In addition to the library's physical locations, Spokane Public Library has a long history of outreach to the community through school, daycare, senior center and business visits by librarians. Additionally, a robust and growing digital collection is offered from the library's website. In 2018, voters approved a \$77 million bond measure to remodel four existing locations and build three new facilities. Completion of the majority of these projects will be in late 2021.

# Spending by Category Summary

Library

Category	2022	2023	2024	2025	2026	2027	Total
Library Department	\$0	\$70,000	\$0	\$0	\$0	\$0	\$70,000
Total	\$0	\$70,000	\$0	\$0	\$0	\$0	\$70,000



# Funding Summary by Project

## Library

Library											
Project Name	Funding Source	To Date	2021	2022	2023	2024	2025	2026	2027	6 Year Estimate	Project Total
Replacement Delivery Truck	Library	\$0	\$0	\$0	\$70,000	\$0	\$0	\$0	\$0	\$70,000	\$70,000
	Total	\$0	\$0	\$0	\$70,000	\$0	\$0	\$0	\$0	\$70,000	\$70,000
Category Total		\$0	\$0	\$0	\$70,000	\$0	\$0	\$0	\$0	\$70,000	\$70,000
Department Total		\$0	\$0	\$0	\$70,000	\$0	\$0	\$0	\$0	\$70,000	\$70,000
Percent Funded				#DIV/0!	0%	#DIV/0!	#DIV/0!	#DIV/0!	#DIV/0!	0%	

# Funding Summary by Department

## Library

Funding Source	To Date	2021	2022	2023	2024	2025	2026	2027	6 Year Estimate	Funding Total
Library	\$0	\$0	\$0	\$70,000	\$0	\$0	\$0	\$0	\$70,000	\$70,000
Department Total	\$0	\$0	\$0	\$70,000	\$0	\$0	\$0	\$0	\$70,000	\$70,000

# Spokane Public Library Project Reports

---

Library/---

Replacement Delivery Truck

LIB-2018-144

Executive Summary

Replacement delivery truck for Library use.

Project Justification

Current truck is reaching end of useful life.

*This project meets the following comprehensive plan goals and/or policies:*

The Library is an important public service in the City core and the neighborhoods. The Library is a key contributor to the quality of life of Spokane City residents. (ED 5.8,N1,N3,N7)

Location

Other Location

Downtown Library 906 West Main

Project Status

Active

Proposed 2022.

External Factors

Maintenance

*Maintenance of capital facilities, buildings and infrastructure has an impact on a Department’s operating budget, and thus routine maintenance costs for new and ongoing projects are identified in the table below.*

	2022	2023	2024	2025	2026	2027	Total
Expected Annual Maintenance	\$0	\$0	\$500	\$500	\$500	\$500	\$2,000

Maintenance Comments

Library/---

Replacement Delivery Truck

LIB-2018-144

Spending

Project Phase	Prior Spending	2021	Estimated Spending							Total
			2022	2023	2024	2025	2026	2027	6 Year Total	
Purchases	\$0	\$0	\$0	\$70,000	\$0	\$0	\$0	\$0	\$70,000	\$70,000
Total	\$0	\$0	\$0	\$70,000	\$0	\$0	\$0	\$0	\$70,000	\$70,000

Funding

Funding Name	Source	Status*	Prior Funding	2021	Estimated Funding							Total
					2022	2023	2024	2025	2026	2027	6 Year Total	
Library	Unidentified	Unfunded	\$0	\$0	\$0	\$70,000	\$0	\$0	\$0	\$0	\$70,000	\$70,000
Total			\$0	\$0	\$0	\$70,000	\$0	\$0	\$0	\$0	\$70,000	\$70,000

- \*Status definitions
- Unidentified: Funding source has not yet been determined
  - Identified: Funding source has been found, but not yet requested
  - Applied: Grant or loan application has been submitted, or budget has been requested
  - Awarded: Grant or loan has been offered but the contract has not yet been signed or budget has not yet been approved by Council
  - Encumbered: Project contract has been signed and funds have been allocated to spend on the project

# PARKS & RECREATION DEPARTMENT

---

# Parks & Recreation Division

## Division Goals

The Parks and Recreation Division:

- provides and promotes a parks and recreation system advocating healthy lifestyles, accessibility, and the value of play
- develops and manages the responsible, efficient, and equitable use of resources leading to the sustainability of a strong and viable parks and recreation system
- stimulates the local economy through the provision of venues, events and activities which draw visitors and keeps local citizens close to home; well maintained and managed greenspaces that enhance property values; and the creation of employment opportunities
- honors the history and legacy of the Spokane parks system through celebration, preservation, and restoration
- demonstrates accountability and a collaborative culture through open communication, stakeholder participation, and transparent management practices
- encourages a sense of community and pride through the provision of a parks and recreation system that affords citizens social gathering places and spaces

## Contact Information

Name	Title	Telephone	email
Garrett Jones	Director	363-5462	<a href="mailto:gjones@spokanecity.org">gjones@spokanecity.org</a>
Jason Conley	Executive Officer	625-6621	<a href="mailto:jconley@spokanecity.org">jconley@spokanecity.org</a>
Nick Hamad	Acting Park Planning Manager	363-5452	<a href="mailto:nhamad@spokanecity.org">nhamad@spokanecity.org</a>

## Services Provided

Parks & Recreation maintains its rich history through the provision of an extensive system of parks, trails, recreation facilities, activities, and events. Several sections exist within the Division, charged with the management, operations, and maintenance of these services for the Spokane community. The Division's 2021 operating budget totals approximately \$23.5 million, including \$14.0 million in revenues from the City General Fund and \$9.5 million in revenues generated from Division activities. Budget and policy setting authority is vested with a City Council appointed Park Board.

## Background

**Recreation:** offers approximately 2,600 annual recreational programs including classes, camps, athletic leagues, lessons, and activities for all ages and abilities. This group also oversees six aquatic centers, 19 splash pads, and three sports complexes, and provides support for community and senior centers.

**Riverfront Park:** oversees the 46 acre urban park at the river falls. Highlights include the Loeff Carrousel, Numerica Skate Ribbon, Howard Street Promenade, and U.S. Pavilion – all recently renovated as part of the park’s redevelopment. In Spring of 2021, the group also began managing additional brand new park assets including the Ice Age Floods playground, wheels park, basketball court, the Providence Playscape all-inclusive playground, and additional art.

**Park Operations:** manages and maintains approximately 3,100 acres of land with nearly 1,500 acres in developed green space and facilities. This includes approximately 66 developed parks, 18 parkways and boulevards, and 17 natural lands. Operations cares for 84 playgrounds, 57 restroom buildings, approximately 190 sports facilities (ball diamonds, soccer/football fields, tennis courts, basketball courts, skate parks, horseshoe pits, volleyball courts, disc golf courses), 25 picnic shelters, 130 miles of trails, an equipment repair shop, and a maintenance facility. The Urban Forestry section oversees all City trees, including those in parks and the right-of-way, and Finch Arboretum. The Horticulture section manages and maintains a variety of formal gardens, Gaiser Conservatory, and greenhouses.

**Golf:** manages, operates, and maintains four championship golf courses totaling 690 acres in area and including Indian Canyon, Downriver, Esmeralda, and the Creek at Qualchan. Golf operates as an enterprise fund and does not utilize public tax dollars.

**Budget/Finance & Administration:** provides support and guidance, including financial reporting and management, payroll, community outreach and marketing, park planning and project management services, and other administrative support.

## Level of Service Standard

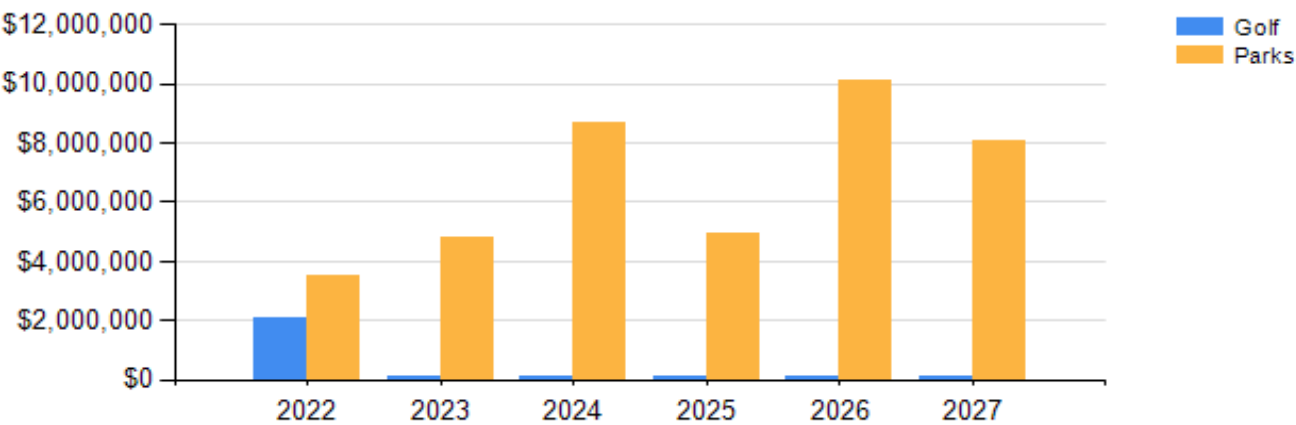
The national standard for developed park land is 5.25 acres per 1,000 people. Spokane Parks meets and slightly exceeds the national service level standard, providing 5.3 acres of developed park land per 1,000 people. When including golf courses, parkways, and natural lands, Spokane Parks provides 16.5 acres of publicly accessible land per 1,000 people.

Public Health research has clearly established that regular park access (within a 10 minute walk) contributes to improved public health and provides a higher quality of life to residents and businesses. 78% of Spokane households are within a 10-minute walk of a Spokane Park. When including lands open to the public for outdoor recreation, (public schools, County & State Parks), 89% of Spokane households are within a 10-minute walk of a public park space.

# Spending by Category Summary

## Parks and Recreation

Category	2022	2023	2024	2025	2026	2027	Total
Golf	\$2,093,400	\$103,400	\$103,400	\$103,400	\$25,000	\$25,000	\$2,453,600
Parks	\$3,494,000	\$4,812,000	\$8,718,400	\$4,940,000	\$10,110,000	\$8,050,000	\$40,124,400
Total	\$5,587,400	\$4,915,400	\$8,821,800	\$5,043,400	\$10,135,000	\$8,075,000	\$42,578,000



# Funding Summary by Project

## Parks and Recreation

Golf											
Project Name	Funding Source	To Date	2021	2022	2023	2024	2025	2026	2027	6 Year Estimate	Project Total
Golf - Computer/Hardware Replacement Funding	Golf Fund Capital	\$40,000	\$10,000	\$10,000	\$10,000	\$10,000	\$10,000	\$10,000	\$10,000	\$60,000	\$110,000
	Total	\$40,000	\$10,000	\$10,000	\$10,000	\$10,000	\$10,000	\$10,000	\$10,000	\$60,000	\$110,000
Golf - Equipment Lease to Own	Golf Fund Capital	\$328,346	\$101,600	\$78,400	\$78,400	\$78,400	\$78,400	\$0	\$0	\$313,600	\$743,546
	Total	\$328,346	\$101,600	\$78,400	\$78,400	\$78,400	\$78,400	\$0	\$0	\$313,600	\$743,546
Golf - Equipment Purchases	Golf Fund Capital	\$396,000	\$15,000	\$15,000	\$15,000	\$15,000	\$15,000	\$15,000	\$15,000	\$90,000	\$501,000
	Total	\$396,000	\$15,000	\$15,000	\$15,000	\$15,000	\$15,000	\$15,000	\$15,000	\$90,000	\$501,000
Golf - Golf Course Strategic Investments	SIP	\$4,910,000	\$645,400	\$1,990,000	\$0	\$0	\$0	\$0	\$0	\$1,990,000	\$7,545,400
	WWM Ops	\$90,000	\$409,600	\$0	\$0	\$0	\$0	\$0	\$0	\$0	\$499,600
	Total	\$5,000,000	\$1,055,000	\$1,990,000	\$0	\$0	\$0	\$0	\$0	\$1,990,000	\$8,045,000
Category Total		\$5,764,346	\$1,181,600	\$2,093,400	\$103,400	\$103,400	\$103,400	\$25,000	\$25,000	\$2,453,600	\$9,399,546

Parks											
Project Name	Funding Source	To Date	2021	2022	2023	2024	2025	2026	2027	6 Year Estimate	Project Total
Adm - Computer/Hardware Replacement - System Wide	Park Fund Capital	\$192,000	\$50,000	\$50,000	\$50,000	\$50,000	\$50,000	\$50,000	\$50,000	\$300,000	\$542,000
	Total	\$192,000	\$50,000	\$50,000	\$50,000	\$50,000	\$50,000	\$50,000	\$50,000	\$300,000	\$542,000
Adm - Miscellaneous Minor Projects - System-	Park Fund Capital	\$160,000	\$0	\$0	\$50,000	\$50,000	\$50,000	\$50,000	\$0	\$200,000	\$360,000
	Total	\$160,000	\$0	\$0	\$50,000	\$50,000	\$50,000	\$50,000	\$0	\$200,000	\$360,000
Adm - Park and Open Space Plan Update	Park Fund Capital	\$30,000	\$230,000	\$30,000	\$0	\$0	\$0	\$0	\$0	\$30,000	\$290,000
	Total	\$30,000	\$230,000	\$30,000	\$0	\$0	\$0	\$0	\$0	\$30,000	\$290,000
Adm - Park Operations Annex and Storage	Park Fund Capital	\$30,000	\$0	\$0	\$0	\$0	\$150,000	\$100,000	\$0	\$250,000	\$280,000
	Total	\$30,000	\$0	\$0	\$0	\$0	\$150,000	\$100,000	\$0	\$250,000	\$280,000
Adm - Park Planning Neighborhood Matching Funds	Park Fund Capital	\$122,500	\$0	\$0	\$50,000	\$100,000	\$50,000	\$0	\$0	\$200,000	\$322,500
	Total	\$122,500	\$0	\$0	\$50,000	\$100,000	\$50,000	\$0	\$0	\$200,000	\$322,500

# Funding Summary by Project

## Parks and Recreation

Parks (continued)											
Project Name	Funding Source	To Date	2021	2022	2023	2024	2025	2026	2027	6 Year Estimate	Project Total
Adm - Park Wide Trailhead Improvements	County Conservation Futures	\$0	\$0	\$0	\$0	\$30,000	\$0	\$30,000	\$0	\$60,000	\$60,000
	Park Fund Capital	\$0	\$0	\$0	\$30,000	\$150,000	\$30,000	\$150,000	\$0	\$360,000	\$360,000
	Total	\$0	\$0	\$0	\$30,000	\$180,000	\$30,000	\$180,000	\$0	\$420,000	\$420,000
Adm - Parkwide Water Conservation Projects	WWM Ops	\$710,000	\$325,000	\$250,000	\$0	\$0	\$0	\$0	\$0	\$250,000	\$1,285,000
	WWM Ops	\$0	\$0	\$0	\$250,000	\$250,000	\$250,000	\$0	\$0	\$750,000	\$750,000
	Total	\$710,000	\$325,000	\$250,000	\$250,000	\$250,000	\$250,000	\$0	\$0	\$1,000,000	\$2,035,000
Adm - Property Acquisition Related Expenses - System Wide	Park Fund Capital	\$50,000	\$0	\$0	\$20,000	\$20,000	\$10,000	\$20,000	\$0	\$70,000	\$120,000
	Total	\$50,000	\$0	\$0	\$20,000	\$20,000	\$10,000	\$20,000	\$0	\$70,000	\$120,000
Adm - Recycling Equipment Purchase/Install	Park Fund Capita	\$5,000	\$0	\$0	\$0	\$20,000	\$20,000	\$0	\$0	\$40,000	\$45,000
	Total	\$5,000	\$0	\$0	\$0	\$20,000	\$20,000	\$0	\$0	\$40,000	\$45,000
Adm - Safer Sidewalks to Schools & Bus Stops	Park Fund Capital	\$75,000	\$0	\$0	\$60,000	\$60,000	\$60,000	\$0	\$0	\$180,000	\$255,000
	Total	\$75,000	\$0	\$0	\$60,000	\$60,000	\$60,000	\$0	\$0	\$180,000	\$255,000
Ops - Asphalt Repair - Park Drives	Park Fund capital	\$0	\$0	\$0	\$0	\$50,000	\$100,000	\$50,000	\$0	\$200,000	\$200,000
	Total	\$0	\$0	\$0	\$0	\$50,000	\$100,000	\$50,000	\$0	\$200,000	\$200,000
Ops - Asphalt Surface Maintenance and Repairs	Park Fund Capital	\$0	\$0	\$0	\$40,000	\$0	\$40,000	\$0	\$0	\$80,000	\$80,000
	Total	\$0	\$0	\$0	\$40,000	\$0	\$40,000	\$0	\$0	\$80,000	\$80,000
Ops - Asphalt Trails & Paths	Park Fund Capital	\$0	\$0	\$0	\$0	\$0	\$50,000	\$0	\$0	\$50,000	\$50,000
	Total	\$0	\$0	\$0	\$0	\$0	\$50,000	\$0	\$0	\$50,000	\$50,000
Ops - Audubon Park Irrigation	Park Fund Capital	\$15,000	\$0	\$30,000	\$0	\$0	\$0	\$0	\$0	\$30,000	\$45,000
	Unidentified	\$0	\$0	\$0	\$405,000	\$405,000	\$0	\$0	\$0	\$810,000	\$810,000
	Total	\$15,000	\$0	\$30,000	\$405,000	\$405,000	\$0	\$0	\$0	\$840,000	\$855,000
Ops - Cannon Hill Park Irrigation & Pond	Park Fund Capital	\$0	\$0	\$0	\$25,000	\$50,000	\$0	\$0	\$0	\$75,000	\$75,000
	Park Fund Capital	\$0	\$0	\$0	\$0	\$0	\$850,000	\$0	\$0	\$850,000	\$850,000
	Total	\$0	\$0	\$0	\$25,000	\$50,000	\$850,000	\$0	\$0	\$925,000	\$925,000

# Funding Summary by Project

## Parks and Recreation

Parks (continued)											
Project Name	Funding Source	To Date	2021	2022	2023	2024	2025	2026	2027	6 Year Estimate	Project Total
Ops - Coeur d'Alene Park Irrigation	Park Fund Capital	\$0	\$0	\$0	\$0	\$30,000	\$0	\$0	\$0	\$30,000	\$30,000
	Park Fund Capital	\$0	\$0	\$0	\$0	\$0	\$475,000	\$0	\$0	\$475,000	\$475,000
	Total	\$0	\$0	\$0	\$0	\$30,000	\$475,000	\$0	\$0	\$505,000	\$505,000
Ops - Dog Park Development	Park Fund Capital	\$10,000	\$0	\$0	\$0	\$25,000	\$125,000	\$0	\$0	\$150,000	\$160,000
	Total	\$10,000	\$0	\$0	\$0	\$25,000	\$125,000	\$0	\$0	\$150,000	\$160,000
Ops - Don Kardong Bridge	Donation - FOCT	\$74,000	\$0	\$0	\$0	\$0	\$0	\$0	\$0	\$0	\$74,000
	Donation - Private	\$0	\$0	\$0	\$0	\$0	\$0	\$0	\$0	\$0	\$0
	Grant - RCO WWRP	\$73,000	\$0	\$653,000	\$0	\$0	\$0	\$0	\$0	\$653,000	\$726,000
	Grant - U District	\$0	\$0	\$75,000	\$0	\$0	\$0	\$0	\$0	\$75,000	\$75,000
	Park Fund Capital	\$73,000	\$5,000	\$1,372,000	\$160,000	\$0	\$0	\$0	\$0	\$1,532,000	\$1,610,000
	Total	\$220,000	\$5,000	\$2,100,000	\$160,000	\$0	\$0	\$0	\$0	\$2,260,000	\$2,485,000
Ops - Fish Lake Trail Connection	City Funded Capital	\$0	\$0	\$0	\$0	\$0	\$750,000	\$0	\$1,500,000	\$2,250,000	\$2,250,000
	Grant - Federal	\$0	\$0	\$0	\$0	\$0	\$0	\$0	\$4,500,000	\$4,500,000	\$4,500,000
	Grant - State	\$0	\$0	\$0	\$0	\$0	\$0	\$0	\$2,000,000	\$2,000,000	\$2,000,000
	Total	\$0	\$0	\$0	\$0	\$0	\$750,000	\$0	\$8,000,000	\$8,750,000	\$8,750,000
Ops - Fish Lake Trail Phase 3B	Unidentified	\$0	\$0	\$0	\$0	\$0	\$750,000	\$7,500,000	\$0	\$8,250,000	\$8,250,000
	Total	\$0	\$0	\$0	\$0	\$0	\$750,000	\$7,500,000	\$0	\$8,250,000	\$8,250,000
Ops - Franklin Park Irrigation	Park Fund Capital	\$50,000	\$0	\$50,000	\$0	\$0	\$0	\$0	\$0	\$50,000	\$100,000
	Total	\$50,000	\$0	\$50,000	\$0	\$0	\$0	\$0	\$0	\$50,000	\$100,000
Ops - Friends of Manito Improvement Projects	Grant - Friends of Manito	\$75,000	\$50,000	\$0	\$0	\$0	\$0	\$0	\$0	\$0	\$125,000
	Park Fund Capital	\$160,000	\$0	\$0	\$40,000	\$0	\$40,000	\$0	\$0	\$80,000	\$240,000
	Total	\$235,000	\$50,000	\$0	\$40,000	\$0	\$40,000	\$0	\$0	\$80,000	\$365,000
Ops - High Bridge Disc Golf Course Renovation Project	Park Fund Capital	\$0	\$0	\$0	\$0	\$70,000	\$0	\$0	\$0	\$70,000	\$70,000
	Total	\$0	\$0	\$0	\$0	\$70,000	\$0	\$0	\$0	\$70,000	\$70,000

# Funding Summary by Project

## Parks and Recreation

Parks (continued)											
Project Name	Funding Source	To Date	2021	2022	2023	2024	2025	2026	2027	6 Year Estimate	Project Total
Ops - Liberty Park Playground Improvement	Library Fund	\$0	\$0	\$225,000	\$0	\$0	\$0	\$0	\$0	\$225,000	\$225,000
	Park Fund Capital	\$0	\$0	\$50,000	\$0	\$0	\$0	\$0	\$0	\$50,000	\$50,000
	Total	\$0	\$0	\$275,000	\$0	\$0	\$0	\$0	\$0	\$275,000	\$275,000
Ops - Manito Park Irrigation	Park Fund Capital	\$18,000	\$0	\$0	\$20,000	\$0	\$0	\$0	\$0	\$20,000	\$38,000
	Unidentified	\$0	\$0	\$0	\$0	\$500,000	\$0	\$0	\$0	\$500,000	\$500,000
	Total	\$18,000	\$0	\$0	\$20,000	\$500,000	\$0	\$0	\$0	\$520,000	\$538,000
Ops - Meadowglen Park Development	Grant - WWRP	\$0	\$0	\$0	\$0	\$2,500,000	\$0	\$0	\$0	\$2,500,000	\$2,500,000
	Park Fund Capital	\$0	\$15,000	\$0	\$0	\$0	\$0	\$0	\$0	\$0	\$15,000
	Park Fund Capital	\$0	\$0	\$0	\$300,000	\$2,500,000	\$0	\$0	\$0	\$2,800,000	\$2,800,000
	State Allocation	\$0	\$0	\$77,000	\$0	\$0	\$0	\$0	\$0	\$77,000	\$77,000
	Total	\$0	\$15,000	\$77,000	\$300,000	\$5,000,000	\$0	\$0	\$0	\$5,377,000	\$5,392,000
Ops - Park Irrigation Vaults	Park Fund Capital	\$20,000	\$0	\$0	\$50,000	\$50,000	\$25,000	\$25,000	\$0	\$150,000	\$170,000
	Total	\$20,000	\$0	\$0	\$50,000	\$50,000	\$25,000	\$25,000	\$0	\$150,000	\$170,000
Ops - Park System Lighting Upgrade	Park Fund Capital	\$75,000	\$0	\$0	\$50,000	\$200,000	\$50,000	\$200,000	\$0	\$500,000	\$575,000
	Total	\$75,000	\$0	\$0	\$50,000	\$200,000	\$50,000	\$200,000	\$0	\$500,000	\$575,000
Ops - Park Trail Improvements - Latah Hangman Valley	Park Fund Capital	\$0	\$0	\$0	\$0	\$0	\$20,000	\$0	\$0	\$20,000	\$20,000
	Unidentified	\$0	\$0	\$0	\$0	\$0	\$0	\$200,000	\$0	\$200,000	\$200,000
	Total	\$0	\$0	\$0	\$0	\$0	\$20,000	\$200,000	\$0	\$220,000	\$220,000
Ops - Park Wide Park Entries and Accessibility	Park Fund Capital	\$0	\$0	\$0	\$0	\$25,000	\$75,000	\$0	\$0	\$100,000	\$100,000
	Total	\$0	\$0	\$0	\$0	\$25,000	\$75,000	\$0	\$0	\$100,000	\$100,000
Ops - Park-Wide Irrigation Controller Upgrades	Park Fund Capital	\$40,000	\$0	\$0	\$30,000	\$30,000	\$30,000	\$30,000	\$0	\$120,000	\$160,000
	WWM Ops	\$0	\$20,000	\$10,000	\$0	\$0	\$0	\$0	\$0	\$10,000	\$30,000
	Total	\$40,000	\$20,000	\$10,000	\$30,000	\$30,000	\$30,000	\$30,000	\$0	\$130,000	\$190,000
Ops - Playground Replacements	General Fund	\$0	\$160,000	\$0	\$0	\$0	\$0	\$0	\$0	\$0	\$160,000
	Park Fund Capital	\$360,000	\$0	\$0	\$200,000	\$100,000	\$100,000	\$200,000	\$0	\$600,000	\$960,000
	Total	\$360,000	\$160,000	\$0	\$200,000	\$100,000	\$100,000	\$200,000	\$0	\$600,000	\$1,120,000

# Funding Summary by Project

## Parks and Recreation

Parks (continued)											
Project Name	Funding Source	To Date	2021	2022	2023	2024	2025	2026	2027	6 Year Estimate	Project Total
Ops - Sidewalk Replacement	Park Fund Capital	\$80,000	\$0	\$0	\$20,000	\$30,000	\$30,000	\$30,000	\$0	\$110,000	\$190,000
	Total	\$80,000	\$0	\$0	\$20,000	\$30,000	\$30,000	\$30,000	\$0	\$110,000	\$190,000
Ops - Sky Prairie Ped/Bike Connection Plan	Park Fund Capital	\$0	\$0	\$0	\$0	\$0	\$50,000	\$0	\$0	\$50,000	\$50,000
	Unidentified	\$0	\$0	\$0	\$0	\$0	\$0	\$200,000	\$0	\$200,000	\$200,000
	Total	\$0	\$0	\$0	\$0	\$0	\$50,000	\$200,000	\$0	\$250,000	\$250,000
Rec - Dwight Merkel / Albi Stadium Replacement Coordination	Park Fund Capital	\$0	\$0	\$5,000	\$0	\$0	\$0	\$0	\$0	\$5,000	\$5,000
	Total	\$0	\$0	\$5,000	\$0	\$0	\$0	\$0	\$0	\$5,000	\$5,000
Rec - Franklin Park Tennis/Pickleball Court Development	Grant - RCO	\$0	\$0	\$0	\$250,000	\$0	\$0	\$0	\$0	\$250,000	\$250,000
	Park Fund Capital	\$0	\$0	\$50,000	\$270,000	\$0	\$0	\$0	\$0	\$320,000	\$320,000
	Total	\$0	\$0	\$50,000	\$520,000	\$0	\$0	\$0	\$0	\$570,000	\$570,000
Rec - Franklin Park Youth Softball Field Light & Furnishings	Park Fund Capital	\$0	\$0	\$0	\$0	\$10,000	\$25,000	\$0	\$0	\$35,000	\$35,000
	Unidentified	\$0	\$0	\$0	\$0	\$0	\$50,000	\$400,000	\$0	\$450,000	\$450,000
	Total	\$0	\$0	\$0	\$0	\$10,000	\$75,000	\$400,000	\$0	\$485,000	\$485,000
Rec - Minnehaha Trail Head/Parking Lot	Grant - RCO LWCF	\$0	\$0	\$0	\$0	\$0	\$65,000	\$200,000	\$0	\$265,000	\$265,000
	Grant - RCO WWRP	\$0	\$0	\$0	\$0	\$0	\$0	\$200,000	\$0	\$200,000	\$200,000
	Park Fund Capital	\$0	\$0	\$0	\$0	\$20,000	\$0	\$100,000	\$0	\$120,000	\$120,000
	Total	\$0	\$0	\$0	\$0	\$20,000	\$65,000	\$500,000	\$0	\$585,000	\$585,000
Rec - Sekani Parking and Utility Improvements	Grant - RCO LWCF	\$0	\$0	\$0	\$0	\$500,000	\$0	\$0	\$0	\$500,000	\$500,000
	Park Fund Capital	\$0	\$0	\$0	\$50,000	\$550,000	\$0	\$30,000	\$0	\$630,000	\$630,000
	Total	\$0	\$0	\$0	\$50,000	\$1,050,000	\$0	\$30,000	\$0	\$1,130,000	\$1,130,000
Rec - Thornton Murphy Youth Baseball Renovation Project	Grant - RCO	\$0	\$0	\$0	\$0	\$0	\$250,000	\$0	\$0	\$250,000	\$250,000
	Park Fund Capital	\$0	\$0	\$0	\$0	\$50,000	\$250,000	\$0	\$0	\$300,000	\$300,000
	Total	\$0	\$0	\$0	\$0	\$50,000	\$500,000	\$0	\$0	\$550,000	\$550,000
Rec - Youth Baseball Field Improvements	Park Fund Capital	\$75,000	\$0	\$0	\$0	\$50,000	\$50,000	\$0	\$0	\$100,000	\$175,000
	Total	\$75,000	\$0	\$0	\$0	\$50,000	\$50,000	\$0	\$0	\$100,000	\$175,000

# Funding Summary by Project

## Parks and Recreation

Parks (continued)											
Project Name	Funding Source	To Date	2021	2022	2023	2024	2025	2026	2027	6 Year Estimate	Project Total
RFP - Non-Bond Projects	Arterial Street Fund	\$469,000	\$0	\$0	\$0	\$0	\$0	\$0	\$0	\$0	\$469,000
	Donation - Parks Foundation	\$3,150,000	\$420,000	\$250,000	\$0	\$0	\$0	\$0	\$0	\$250,000	\$3,820,000
	Grant - EPA	\$200,000	\$0	\$0	\$0	\$0	\$0	\$0	\$0	\$0	\$200,000
	Grant - Innovia Foundation	\$0	\$25,000	\$0	\$0	\$0	\$0	\$0	\$0	\$0	\$25,000
	Grant - RCO LWCF	\$450,000	\$50,000	\$0	\$0	\$0	\$0	\$0	\$0	\$0	\$500,000
	Park Fund Capital	\$1,230,000	\$20,000	\$0	\$0	\$0	\$0	\$0	\$0	\$0	\$1,250,000
	Total	\$5,499,000	\$515,000	\$250,000	\$0	\$0	\$0	\$0	\$0	\$250,000	\$6,264,000
RFP - North Suspension Bridge	2014 Park Bond	\$0	\$415,000	\$0	\$0	\$0	\$0	\$0	\$0	\$0	\$415,000
	City Strategic Allocation	\$0	\$1,000,000	\$0	\$0	\$0	\$0	\$0	\$0	\$0	\$1,000,000
	Donation - Local Utility	\$208,000	\$0	\$0	\$0	\$0	\$0	\$0	\$0	\$0	\$208,000
	Grant - RCO ALEA	\$0	\$500,000	\$0	\$0	\$0	\$0	\$0	\$0	\$0	\$500,000
	Grant - WQTIF	\$0	\$500,000	\$0	\$0	\$0	\$0	\$0	\$0	\$0	\$500,000
	Park Fund Capital	\$0	\$285,000	\$200,000	\$0	\$0	\$0	\$0	\$0	\$200,000	\$485,000
	Total	\$208,000	\$2,700,000	\$200,000	\$0	\$0	\$0	\$0	\$0	\$200,000	\$3,108,000
RFP - South Suspension Bridge	Grant - LWCF OLRP	\$0	\$0	\$0	\$765,000	\$85,000	\$0	\$0	\$0	\$850,000	\$850,000
	Park Fund Capital	\$0	\$0	\$50,000	\$1,000,000	\$25,000	\$0	\$0	\$0	\$1,075,000	\$1,075,000
	Unidentified	\$0	\$0	\$0	\$535,000	\$0	\$0	\$0	\$0	\$535,000	\$535,000
	Total	\$0	\$0	\$50,000	\$2,300,000	\$110,000	\$0	\$0	\$0	\$2,460,000	\$2,460,000
UF - Finch Arboretum Entrance Improvements	Park Fund Capital	\$5,000	\$0	\$0	\$0	\$0	\$20,000	\$0	\$0	\$20,000	\$25,000
	Park Fund Capital	\$35,000	\$0	\$0	\$0	\$0	\$0	\$130,000	\$0	\$130,000	\$165,000
	Total	\$40,000	\$0	\$0	\$0	\$0	\$20,000	\$130,000	\$0	\$150,000	\$190,000
UF - Finch Arboretum Irrigation	Park Fund Capital	\$0	\$0	\$0	\$0	\$0	\$0	\$40,000	\$0	\$40,000	\$40,000
	Total	\$0	\$0	\$0	\$0	\$0	\$0	\$40,000	\$0	\$40,000	\$40,000
UF - Finch Arboretum Master Plan Priority Projects	Park Fund Capital	\$0	\$0	\$0	\$25,000	\$100,000	\$0	\$25,000	\$0	\$150,000	\$150,000
	Total	\$0	\$0	\$0	\$25,000	\$100,000	\$0	\$25,000	\$0	\$150,000	\$150,000

# Funding Summary by Project

## Parks and Recreation

Parks (continued)											
Project Name	Funding Source	To Date	2021	2022	2023	2024	2025	2026	2027	6 Year Estimate	Project Total
UF - Riverfront 2:1 Tree Replacement (Parkwide)	Park Fund Capital	\$0	\$33,600	\$67,000	\$67,000	\$33,400	\$0	\$0	\$0	\$167,400	\$201,000
	Total	\$0	\$33,600	\$67,000	\$67,000	\$33,400	\$0	\$0	\$0	\$167,400	\$201,000
UF - Susie Stephens Trail - Phase 1	Donation - Private	\$5,000	\$95,000	\$0	\$0	\$0	\$0	\$0	\$0	\$0	\$100,000
	Park Fund Capital	\$0	\$0	\$0	\$0	\$0	\$0	\$150,000	\$0	\$150,000	\$150,000
	Total	\$5,000	\$95,000	\$0	\$0	\$0	\$0	\$150,000	\$0	\$150,000	\$250,000
Category Total		\$8,324,500	\$4,198,600	\$3,494,000	\$4,812,000	\$8,718,400	\$4,940,000	\$10,110,000	\$8,050,000	\$40,124,400	\$52,647,500
Department Total		\$14,088,846	\$5,380,200	\$5,587,400	\$4,915,400	\$8,821,800	\$5,043,400	\$10,135,000	\$8,075,000	\$42,578,000	\$62,047,046
Percent Funded				100%	48%	23%	31%	13%	1%	30%	

# Funding Summary by Department

## Parks and Recreation

Funding Source	To Date	2021	2022	2023	2024	2025	2026	2027	6 Year Estimate	Funding Total
2014 Park Bond	\$0	\$415,000	\$0	\$0	\$0	\$0	\$0	\$0	\$0	\$415,000
Arterial Street Fund	\$469,000	\$0	\$0	\$0	\$0	\$0	\$0	\$0	\$0	\$469,000
City Funded Capital	\$0	\$0	\$0	\$0	\$0	\$750,000	\$0	\$1,500,000	\$2,250,000	\$2,250,000
City Strategic Allocation	\$0	\$1,000,000	\$0	\$0	\$0	\$0	\$0	\$0	\$0	\$1,000,000
County Conservation Futures	\$0	\$0	\$0	\$0	\$30,000	\$0	\$30,000	\$0	\$60,000	\$60,000
Donation - FOCT	\$74,000	\$0	\$0	\$0	\$0	\$0	\$0	\$0	\$0	\$74,000
Donation - Local Utility	\$208,000	\$0	\$0	\$0	\$0	\$0	\$0	\$0	\$0	\$208,000
Donation - Parks Foundation	\$3,150,000	\$420,000	\$250,000	\$0	\$0	\$0	\$0	\$0	\$250,000	\$3,820,000
Donation - Private	\$5,000	\$95,000	\$0	\$0	\$0	\$0	\$0	\$0	\$0	\$0
General Fund	\$0	\$160,000	\$0	\$0	\$0	\$0	\$0	\$0	\$0	\$160,000
Golf Fund Capital	\$764,346	\$126,600	\$103,400	\$103,400	\$103,400	\$103,400	\$25,000	\$25,000	\$463,600	\$893,546
Grant - EPA	\$200,000	\$0	\$0	\$0	\$0	\$0	\$0	\$0	\$0	\$200,000
Grant - Federal	\$0	\$0	\$0	\$0	\$0	\$0	\$0	\$4,500,000	\$4,500,000	\$4,500,000
Grant - Friends of Manito	\$75,000	\$50,000	\$0	\$0	\$0	\$0	\$0	\$0	\$0	\$125,000
Grant - Innovia Foundation	\$0	\$25,000	\$0	\$0	\$0	\$0	\$0	\$0	\$0	\$25,000
Grant - LWCF OLRP	\$0	\$0	\$0	\$765,000	\$85,000	\$0	\$0	\$0	\$850,000	\$850,000
Grant - RCO	\$0	\$0	\$0	\$250,000	\$0	\$250,000	\$0	\$0	\$500,000	\$500,000
Grant - RCO ALEA	\$0	\$500,000	\$0	\$0	\$0	\$0	\$0	\$0	\$0	\$500,000
Grant - RCO LWCF	\$450,000	\$50,000	\$0	\$0	\$500,000	\$65,000	\$200,000	\$0	\$765,000	\$765,000
Grant - RCO WWRP	\$73,000	\$0	\$653,000	\$0	\$0	\$0	\$200,000	\$0	\$853,000	\$926,000
Grant - State	\$0	\$0	\$0	\$0	\$0	\$0	\$0	\$2,000,000	\$2,000,000	\$2,000,000
Grant - U District	\$0	\$0	\$75,000	\$0	\$0	\$0	\$0	\$0	\$75,000	\$75,000
Grant - WQTIF	\$0	\$500,000	\$0	\$0	\$0	\$0	\$0	\$0	\$0	\$500,000
Grant - WWRP	\$0	\$0	\$0	\$0	\$2,500,000	\$0	\$0	\$0	\$2,500,000	\$2,500,000
Library Fund	\$0	\$0	\$225,000	\$0	\$0	\$0	\$0	\$0	\$225,000	\$225,000
Park Fund Capita	\$5,000	\$0	\$0	\$0	\$20,000	\$20,000	\$0	\$0	\$40,000	\$45,000
Park Fund Capital	\$2,905,500	\$638,600	\$1,954,000	\$2,607,000	\$4,428,400	\$2,805,000	\$1,380,000	\$50,000	\$13,224,400	\$13,302,400
SIP	\$4,910,000	\$645,400	\$1,990,000	\$0	\$0	\$0	\$0	\$0	\$1,990,000	\$7,545,400

# Funding Summary by Department

## Parks and Recreation

Funding Source	To Date	2021	2022	2023	2024	2025	2026	2027	6 Year Estimate	Funding Total
State Allocation	\$0	\$0	\$77,000	\$0	\$0	\$0	\$0	\$0	\$77,000	\$77,000
Unidentified	\$0	\$0	\$0	\$940,000	\$905,000	\$800,000	\$8,300,000	\$0	\$10,945,000	\$10,945,000
WWM Ops	\$800,000	\$754,600	\$260,000	\$250,000	\$250,000	\$250,000	\$0	\$0	\$1,010,000	\$2,045,000
Department Total	\$14,088,846	\$5,380,200	\$5,587,400	\$4,915,400	\$8,821,800	\$5,043,400	\$10,135,000	\$8,075,000	\$42,578,000	\$62,047,046

# Parks & Recreation Department Project Reports

---

# Parks & Recreation 2022 - 2027

## Parks: Citywide Projects

PKS-2012-287  
PKS-2012-291  
PKS-2012-325  
PKS-2012-326  
PKS-2012-327  
PKS-2012-334  
PKS-2013-188  
PKS-2013-197  
PKS-2014-101  
PKS-2014-105

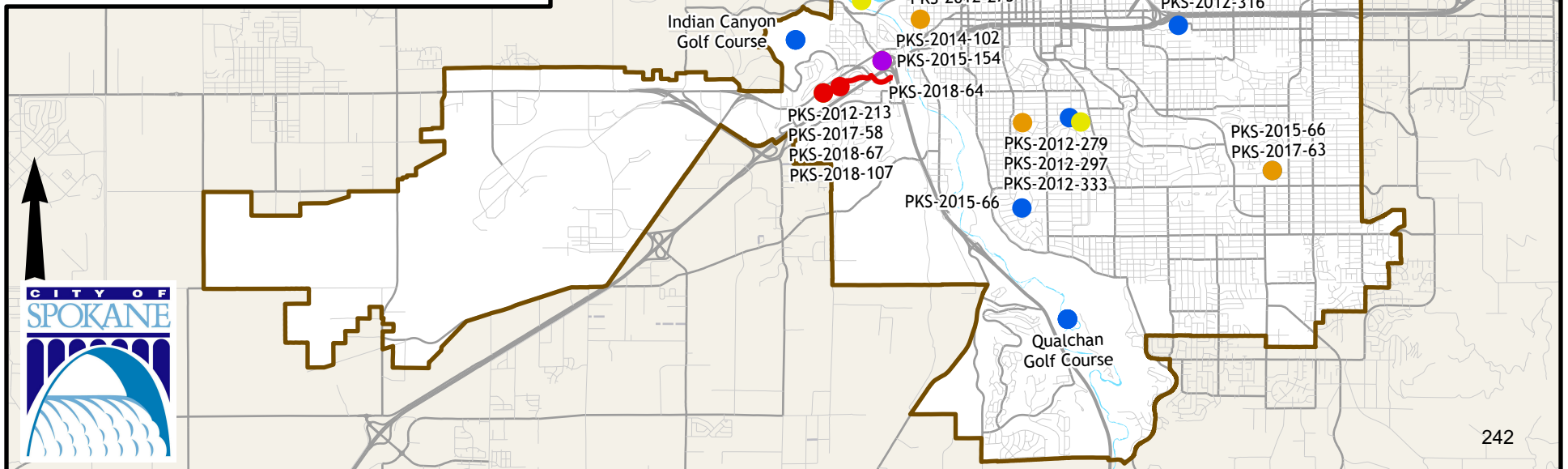
PKS-2015-65  
PKS-2016-152  
PKS-2016-153  
PKS-2017-52  
PKS-2017-53  
PKS-2017-54  
PKS-2017-55  
PKS-2017-56  
PKS-2019-43  
PKS-2020-56

## Golf Course Projects (All Courses)

PKS-2013-66  
PKS-2013-69  
PKS-2016-142  
PKS-2016-143

## Begin Year

● 2022 ● 2025  
● 2023 ● 2026  
● 2024 ● 2027



## Parks and Recreation/Golf

### Golf - Computer/Hardware Replacement Funding

PKS-2016-143

#### Executive Summary

Computer, hardware and software replacement are needed in Golf to sustain point of sale transactions at each City operated golf course. 2019 & 2020 upgraded internet hardware to Indian Canyon and Esmeralda. 2021 will focus on hardware replacements and IT infrastructure at all four courses.

#### Project Justification

Golf computer/hardware replacement has not been funded for years.

*This project meets the following comprehensive plan goals and/or policies:*

BIKE & PED CIRCULATION (PRS3), MAINTENANCE PROGRAM (PRS4), IND/OUTDOOR REC (PRS5), COORD. & COOPERATION (PRS6), PARKS SERVICE QUALITY (PRS7) ADEQUATE PUBLIC FACILITIES & SERVICES (CFU1), COORDINATION (CFU3)

#### Location

Other Location

All 4 Golf Courses -- Creek at Qualchan, Downriver, Esmeralda and Indian Canyon

#### Project Status

Active

Proposed

#### External Factors

Golf revenue and funding

#### Maintenance

*Maintenance of capital facilities, buildings and infrastructure has an impact on a Department's operating budget, and thus routine maintenance costs for new and ongoing projects are identified in the table below.*

	2022	2023	2024	2025	2026	2027	Total
Expected Annual Maintenance	\$0	\$0	\$0	\$0	\$0	\$0	\$0

#### Maintenance Comments

Parks and Recreation/Golf

Golf - Computer/Hardware Replacement Funding

PKS-2016-143

Spending

Project Phase	Prior Spending	2021	Estimated Spending							Total
			2022	2023	2024	2025	2026	2027	6 Year Total	
Purchases	\$40,000	\$10,000	\$10,000	\$10,000	\$10,000	\$10,000	\$10,000	\$10,000	\$60,000	\$110,000
Total	\$40,000	\$10,000	\$10,000	\$10,000	\$10,000	\$10,000	\$10,000	\$10,000	\$60,000	\$110,000

Funding

Funding Name	Source	Status*	Prior Funding	2021	Estimated Funding							Total
					2022	2023	2024	2025	2026	2027	6 Year Total	
Golf Fund Capital	Local	Funded	\$40,000	\$10,000	\$10,000	\$10,000	\$10,000	\$10,000	\$10,000	\$10,000	\$60,000	\$110,000
Total			\$40,000	\$10,000	\$10,000	\$10,000	\$10,000	\$10,000	\$10,000	\$10,000	\$60,000	\$110,000

- \*Status definitions
- Unidentified: Funding source has not yet been determined
  - Identified: Funding source has been found, but not yet requested
  - Applied: Grant or loan application has been submitted, or budget has been requested
  - Awarded: Grant or loan has been offered but the contract has not yet been signed or budget has not yet been approved by Council
  - Encumbered: Project contract has been signed and funds have been allocated to spend on the project

**Parks and Recreation/Golf**  
**Golf - Equipment Lease to Own**  
PKS-2013-69

**Executive Summary**

Previous 5 lease-to-own contract expired in 2021. A new 5 year lease-to-own was entered in 2020 for 2021-2025 to purchase additional on-course equipment (rough mowers, putting green mowers, tank sprayers).

**Project Justification**

Many years of lease-to-own purchases required to replace antiquated equipment after many years no equipment purchases

*This project meets the following comprehensive plan goals and/or policies:*

PARK & OPEN SPACE SYSTEM (PRS2), MAINTENANCE PROGRAM (PRS4), IND/OUTDOOR REC (PRS5), PARKS SERVICE QUALITY (PRS7) ADEQUATE PUBLIC FACILITIES & SERVICES (CFU1), ENVIRONMENTAL CONCERNS(CFU5)

**Location**

Other Location  
All 4 Golf Courses -- Creek at Qualchan, Downriver, Esmeralda and Indian Canyon

**Project Status**

Active  
Proposed

**External Factors**

Golf Revenue and Funding

**Maintenance**

*Maintenance of capital facilities, buildings and infrastructure has an impact on a Department's operating budget, and thus routine maintenance costs for new and ongoing projects are identified in the table below.*

	2022	2023	2024	2025	2026	2027	Total
Expected Annual Maintenance	\$0	\$0	\$0	\$0	\$0	\$0	\$0

**Maintenance Comments**

Spending

Project Phase	Prior Spending	2021	Estimated Spending							Total
			2022	2023	2024	2025	2026	2027	6 Year Total	
Purchases	\$328,346	\$101,600	\$78,400	\$78,400	\$78,400	\$78,400	\$0	\$0	\$313,600	\$743,546
Total	\$328,346	\$101,600	\$78,400	\$78,400	\$78,400	\$78,400	\$0	\$0	\$313,600	\$743,546

Funding

Funding Name	Source	Status*	Prior Funding	2021	Estimated Funding							Total
					2022	2023	2024	2025	2026	2027	6 Year Total	
Golf Fund Capital	Local	Funded	\$328,346	\$101,600	\$78,400	\$78,400	\$78,400	\$78,400	\$0	\$0	\$313,600	\$743,546
Total			\$328,346	\$101,600	\$78,400	\$78,400	\$78,400	\$78,400	\$0	\$0	\$313,600	\$743,546

\*Status definitions

- Unidentified: Funding source has not yet been determined
- Identified: Funding source has been found, but not yet requested
- Applied: Grant or loan application has been submitted, or budget has been requested
- Awarded: Grant or loan has been offered but the contract has not yet been signed or budget has not yet been approved by Council
- Encumbered: Project contract has been signed and funds have been allocated to spend on the project

**Parks and Recreation/Golf**

**Golf - Equipment Purchases**

PKS-2013-66

**Executive Summary**

Various equipment purchases throughout the golf system. 2022 will purchase new a utility vehicle for Downriver Golf Course.

**Project Justification**

Equipment replacement has lagged behind in recent years.

*This project meets the following comprehensive plan goals and/or policies:*

PRS 2, 4, 5, 7 CFU 1, 5 PARK & OPEN SPACE SYSTEM (PRS2), MAINTENANCE PROGRAM (PRS4), IND/OUTDOOR REC (PRS5), PARKS SERVICE QUALITY (PRS7) ADEQUATE PUBLIC FACILITIES & SERVICES (CFU1), ENVIRONMENTAL CONCERNS (CFU5)

**Location**

Other Location

All 4 Golf Courses -- Creek at Qualchan, Downriver, Esmeralda and Indian Canyon

**Project Status**

Active

Ongoing. 2018 purchased equipment for Esmeralda, 2019 purchased equipment for Qualchan, 2020 purchased equipment for Downriver, 2021 purchased equipment for Indian Canyon. 2022 will purchase equipment for XXXX.

**External Factors**

Golf course revenue

**Maintenance**

*Maintenance of capital facilities, buildings and infrastructure has an impact on a Department's operating budget, and thus routine maintenance costs for new and ongoing projects are identified in the table below.*

	2022	2023	2024	2025	2026	2027	Total
Expected Annual Maintenance	\$0	\$0	\$0	\$0	\$0	\$0	\$0

**Maintenance Comments**

Spending

Project Phase	Prior Spending	2021	Estimated Spending							Total
			2022	2023	2024	2025	2026	2027	6 Year Total	
Purchases	\$396,000	\$15,000	\$15,000	\$15,000	\$15,000	\$15,000	\$15,000	\$15,000	\$90,000	\$501,000
Total	\$396,000	\$15,000	\$15,000	\$15,000	\$15,000	\$15,000	\$15,000	\$15,000	\$90,000	\$501,000

Funding

Funding Name	Source	Status*	Prior Funding	2021	Estimated Funding							Total
					2022	2023	2024	2025	2026	2027	6 Year Total	
Golf Fund Capital	Local	Funded	\$396,000	\$15,000	\$15,000	\$15,000	\$15,000	\$15,000	\$15,000	\$15,000	\$90,000	\$501,000
Total			\$396,000	\$15,000	\$15,000	\$15,000	\$15,000	\$15,000	\$15,000	\$15,000	\$90,000	\$501,000

- \*Status definitions
- Unidentified: Funding source has not yet been determined
  - Identified: Funding source has been found, but not yet requested
  - Applied: Grant or loan application has been submitted, or budget has been requested
  - Awarded: Grant or loan has been offered but the contract has not yet been signed or budget has not yet been approved by Council
  - Encumbered: Project contract has been signed and funds have been allocated to spend on the project

**Parks and Recreation/Golf**  
**Golf - Golf Course Strategic Investments**  
PKS-2016-142

**Executive Summary**

Replace irrigation system replacements at Indian Canyon Golf Course, Esmeralda Golf Course, and Downriver Golf Course and install 'on-course' improvements. On-course improvements may include green rebuilds, cart paths, tree removal & pruning, etc.

**Project Justification**

Current irrigation systems well exceed their life span, require manual operation (night watermen), and are extremely inefficient.

*This project meets the following comprehensive plan goals and/or policies:*

PARK & OPEN SPACE SYSTEM (PRS2), BIKE & PED CIRCULATION (PRS3), MAINTENANCE PROGRAM (PRS4), COORDINATION & COOPERATION (PRS6), PARKS SERVICE QUALITY (PRS7) ADEQUATE PUBLIC FACILITIES & SERVICES (CFU1), COORDINATION (CFU3), ENVIRONMENTAL CONCERNS (CFU5)

**Location**

Esmeralda Golf Course  
Indian Canyon Golf Course, Esmeralda Golf Course, Downriver Golf Course, Qualchan Golf Course

**Project Status**

Active  
Proposed, Funded. Irrigation replacement at Indian Canyon golf course completed in July of 2019. Irrigation replacement at Esmeralda golf course completed in 2020. Downriver golf course irrigation replacement contracted and scheduled to begin in Fall 2021.

**External Factors**

**Maintenance**

*Maintenance of capital facilities, buildings and infrastructure has an impact on a Department's operating budget, and thus routine maintenance costs for new and ongoing projects are identified in the table below.*

	2022	2023	2024	2025	2026	2027	Total
Expected Annual Maintenance	\$0	\$0	\$0	\$0	\$0	\$0	\$0

**Maintenance Comments**

SIP loan to be repaid by golf facility improvement fee.

Spending

Project Phase	Prior Spending	2021	Estimated Spending							Total
			2022	2023	2024	2025	2026	2027	6 Year Total	
Construction	\$4,800,000	\$1,000,000	\$1,970,000	\$0	\$0	\$0	\$0	\$0	\$1,970,000	\$7,770,000
Design	\$200,000	\$55,000	\$20,000	\$0	\$0	\$0	\$0	\$0	\$20,000	\$275,000
Total	\$5,000,000	\$1,055,000	\$1,990,000	\$0	\$0	\$0	\$0	\$0	\$1,990,000	\$8,045,000

Funding

Funding Name	Source	Status*	Prior Funding	2021	Estimated Funding							Total
					2022	2023	2024	2025	2026	2027	6 Year Total	
SIP	Local	Funded	\$4,910,000	\$645,400	\$1,990,000	\$0	\$0	\$0	\$0	\$0	\$1,990,000	\$7,545,400
WWM Ops	Local	Funded	\$90,000	\$409,600	\$0	\$0	\$0	\$0	\$0	\$0	\$0	\$499,600
Total			\$5,000,000	\$1,055,000	\$1,990,000	\$0	\$0	\$0	\$0	\$0	\$1,990,000	\$8,045,000

- \*Status definitions
- Unidentified: Funding source has not yet been determined
  - Identified: Funding source has been found, but not yet requested
  - Applied: Grant or loan application has been submitted, or budget has been requested
  - Awarded: Grant or loan has been offered but the contract has not yet been signed or budget has not yet been approved by Council
  - Encumbered: Project contract has been signed and funds have been allocated to spend on the project

**Parks and Recreation/Parks**  
**Adm - Computer/Hardware Replacement - System Wide**  
PKS-2012-291

**Executive Summary**

This project is to enable personal computers, printers, software and other computer-related equipment to be replaced on a regular cycle or as needed.

**Project Justification**

The Parks and Recreation Department's personal computers and other equipment is vital for communication, reporting, irrigation control, accounting, payroll, inventory, registrations, ticketing, etc. This equipment has a limited life and need to be replaced on an ongoing basis.

*This project meets the following comprehensive plan goals and/or policies:*

MAINTENANCE PROGRAM (PRS 4), ASSURE INDOOR & OUTDOOR REC (PRS 5), COORDINATION & COOPERATION (PRS 6), PARKS SERVICE QUALITY (PRS 7)ADEQUATE PUBLIC FACILITIES AND SERVICES (CFU 1), COORDINATION (CFU 3)

**Location**

Other Location  
Parks and Recreation - Department Wide

**Project Status**

Active  
Ongoing

**External Factors**

Working condition of current equipment, software updates, MIS Department requirements

**Maintenance**

*Maintenance of capital facilities, buildings and infrastructure has an impact on a Department's operating budget, and thus routine maintenance costs for new and ongoing projects are identified in the table below.*

	2022	2023	2024	2025	2026	2027	Total
Expected Annual Maintenance	\$0	\$0	\$0	\$0	\$0	\$0	\$0

**Maintenance Comments**

Annual maintenance costs are based on the MIS charge for PC and Printer support.

Adm - Computer/Hardware Replacement - System Wide

PKS-2012-291

Spending

Project Phase	Prior Spending	2021	Estimated Spending							Total
			2022	2023	2024	2025	2026	2027	6 Year Total	
Purchases	\$192,000	\$50,000	\$50,000	\$50,000	\$50,000	\$50,000	\$50,000	\$50,000	\$300,000	\$542,000
Total	\$192,000	\$50,000	\$50,000	\$50,000	\$50,000	\$50,000	\$50,000	\$50,000	\$300,000	\$542,000

Funding

Funding Name	Source	Status*	Prior Funding	2021	Estimated Funding							Total
					2022	2023	2024	2025	2026	2027	6 Year Total	
Park Fund Capital	Local	Funded	\$192,000	\$50,000	\$50,000	\$50,000	\$50,000	\$50,000	\$50,000	\$50,000	\$300,000	\$542,000
Total			\$192,000	\$50,000	\$50,000	\$50,000	\$50,000	\$50,000	\$50,000	\$50,000	\$300,000	\$542,000

\*Status definitions

- Unidentified: Funding source has not yet been determined
- Identified: Funding source has been found, but not yet requested
- Applied: Grant or loan application has been submitted, or budget has been requested
- Awarded: Grant or loan has been offered but the contract has not yet been signed or budget has not yet been approved by Council
- Encumbered: Project contract has been signed and funds have been allocated to spend on the project

**Parks and Recreation/Parks**

**Adm - Miscellaneous Minor Projects - System-Wide**

PKS-2014-105

**Executive Summary**

Funding of various projects that do not exceed the \$60,000 threshold on their own merit. 2023 projects include infrastructure upgrades at existing neighborhood parks.

**Project Justification**

These minor projects would not be funded otherwise and there are some unforeseen opportunities that arise without advanced notice.

*This project meets the following comprehensive plan goals and/or policies:*

PARK AND OPEN SPACE SYSTEM (PRS 2) BICYCLE AND PEDESTRIAN CIRC. (PRS 3) ,MAINTENANCE PROGRAM (PRS 4), INDOOR & OUTDOOR REC (PRS 5), COORDINATION & COOPERATION (PRS 6), PARKS SERVICE QUALITY (PRS 7) ADEQUATE PUBLIC FACILITIES AND SERVICES (CFU 1), COORDINATION (CFU 3), ENVIRONMENTAL CONCERNS (CFU 5)

**Location**

Other Location

Department-Wide

**Project Status**

Active

Ongoing

**External Factors**

N/A

**Maintenance**

*Maintenance of capital facilities, buildings and infrastructure has an impact on a Department's operating budget, and thus routine maintenance costs for new and ongoing projects are identified in the table below.*

	2022	2023	2024	2025	2026	2027	Total
Expected Annual Maintenance	\$0	\$0	\$0	\$0	\$0	\$0	\$0

**Maintenance Comments**

Adm - Miscellaneous Minor Projects - System-Wide

PKS-2014-105

Spending

Project Phase	Prior Spending	2021	Estimated Spending							Total
			2022	2023	2024	2025	2026	2027	6 Year Total	
Construction	\$160,000	\$0	\$0	\$50,000	\$50,000	\$50,000	\$50,000	\$0	\$200,000	\$360,000
Total	\$160,000	\$0	\$0	\$50,000	\$50,000	\$50,000	\$50,000	\$0	\$200,000	\$360,000

Funding

Funding Name	Source	Status*	Prior Funding	2021	Estimated Funding							Total
					2022	2023	2024	2025	2026	2027	6 Year Total	
Park Fund Capital	Local	Funded	\$160,000	\$0	\$0	\$50,000	\$50,000	\$50,000	\$50,000	\$0	\$200,000	\$360,000
Total			\$160,000	\$0	\$0	\$50,000	\$50,000	\$50,000	\$50,000	\$0	\$200,000	\$360,000

\*Status definitions

- Unidentified: Funding source has not yet been determined
- Identified: Funding source has been found, but not yet requested
- Applied: Grant or loan application has been submitted, or budget has been requested
- Awarded: Grant or loan has been offered but the contract has not yet been signed or budget has not yet been approved by Council
- Encumbered: Project contract has been signed and funds have been allocated to spend on the project

**Parks and Recreation/Parks**  
**Adm - Park and Open Space Plan Update**  
PKS-2017-52

**Executive Summary**

Update the Parks, Recreation and Open Spaces Plan in 2021-2022 to establish the vision, goals and action plan for the next six to ten years.

**Project Justification**

The Parks, Recreation and Open Spaces Plan must be updated every 6 years for the city to remain eligible to apply for state RCO and other grant funding. The document will also provide guidance for future park development.

*This project meets the following comprehensive plan goals and/or policies:*

PRESERVATION & CONSERVATION (PRS1), PARK & OPEN SPACE SYSTEM (PRS2), BIKE & PED CIRCULATION (PRS3), MAINTENANCE PROGRAM (PRS4), IND/OUTDOOR REC (PRS5), COORD. & COOPERATION (PRS6), PARKS SERVICE QUALITY (PRS7) ADEQUATE PUBLIC FACILITIES & SERVICES (CFU1), COORDINATION (CFU3), ENVIRO. CONCERNS (CFU5)

**Location**

Other Location  
Parks and Recreation - Department-Wide

**Project Status**

Active  
Ongoing

**External Factors**

COVID-19 virus delayed project start, extending project completion from 2021 into 2022.

**Maintenance**

*Maintenance of capital facilities, buildings and infrastructure has an impact on a Department's operating budget, and thus routine maintenance costs for new and ongoing projects are identified in the table below.*

	2022	2023	2024	2025	2026	2027	Total
Expected Annual Maintenance	\$0	\$0	\$0	\$0	\$0	\$0	\$0

**Maintenance Comments**

Spending

Project Phase	Prior Spending	2021	Estimated Spending							Total
			2022	2023	2024	2025	2026	2027	6 Year Total	
Planning	\$30,000	\$230,000	\$30,000	\$0	\$0	\$0	\$0	\$0	\$30,000	\$290,000
Total	\$30,000	\$230,000	\$30,000	\$0	\$0	\$0	\$0	\$0	\$30,000	\$290,000

Funding

Funding Name	Source	Status*	Prior Funding	2021	Estimated Funding							Total
					2022	2023	2024	2025	2026	2027	6 Year Total	
Park Fund Capital	Local	Funded	\$30,000	\$230,000	\$30,000	\$0	\$0	\$0	\$0	\$0	\$30,000	\$290,000
Total			\$30,000	\$230,000	\$30,000	\$0	\$0	\$0	\$0	\$0	\$30,000	\$290,000

- \*Status definitions
- Unidentified: Funding source has not yet been determined
  - Identified: Funding source has been found, but not yet requested
  - Applied: Grant or loan application has been submitted, or budget has been requested
  - Awarded: Grant or loan has been offered but the contract has not yet been signed or budget has not yet been approved by Council
  - Encumbered: Project contract has been signed and funds have been allocated to spend on the project

Adm - Park Operations Annex and Storage

PKS-2015-65

Executive Summary

Proposed project for Urban Forestry, Recreation, Golf and RFP office space and storage. Currently, this equipment is stored in various locations in the city with some located at Riverfront Park but this space will be lost during the bond project. Urban Forestry is without a permanent home-base.

Project Justification

Efficiency of centrally located storage with combined support resources.

*This project meets the following comprehensive plan goals and/or policies:*

ADEQUATE PUBLIC FACILITIES & SERVICES (CFU 1), COORDINATION (CFU 3), ENVIRONMENTAL CONCERNS (CFU 5, PARK & OPEN SPACE SYSTEM (PRS 2), BICYCLE & PEDESTRIAN CIRCULATION (PRS 3), MAINTENANCE PROGRAM (PRS 4), COORDINATION & COOPERATION (PRS 6), PARKS SERVICE QUALITY (PRS 7).

Location

Other Location

To be determined (adjacent to the Park Ops Complex at 2304 E Mallon)

Project Status

Active

Proposed

External Factors

N A

Maintenance

*Maintenance of capital facilities, buildings and infrastructure has an impact on a Department’s operating budget, and thus routine maintenance costs for new and ongoing projects are identified in the table below.*

	2022	2023	2024	2025	2026	2027	Total
Expected Annual Maintenance	\$0	\$0	\$0	\$0	\$0	\$0	\$0

Maintenance Comments

Parks and Recreation/Parks

Adm - Park Operations Annex and Storage

PKS-2015-65

Spending

Project Phase	Prior Spending	2021	Estimated Spending							Total
			2022	2023	2024	2025	2026	2027	6 Year Total	
Construction	\$0	\$0	\$0	\$0	\$0	\$150,000	\$100,000	\$0	\$250,000	\$250,000
Design	\$30,000	\$0	\$0	\$0	\$0	\$0	\$0	\$0	\$0	\$30,000
Total	\$30,000	\$0	\$0	\$0	\$0	\$150,000	\$100,000	\$0	\$250,000	\$280,000

Funding

Funding Name	Source	Status*	Prior Funding	2021	Estimated Funding							Total
					2022	2023	2024	2025	2026	2027	6 Year Total	
Park Fund Capital	Identified	Funded	\$30,000	\$0	\$0	\$0	\$0	\$150,000	\$100,000	\$0	\$250,000	\$280,000
Total			\$30,000	\$0	\$0	\$0	\$0	\$150,000	\$100,000	\$0	\$250,000	\$280,000

- \*Status definitions
- Unidentified: Funding source has not yet been determined
  - Identified: Funding source has been found, but not yet requested
  - Applied: Grant or loan application has been submitted, or budget has been requested
  - Awarded: Grant or loan has been offered but the contract has not yet been signed or budget has not yet been approved by Council
  - Encumbered: Project contract has been signed and funds have been allocated to spend on the project

Adm - Park Planning Neighborhood Matching Funds

PKS-2016-152

Executive Summary

Neighborhood committees often request matching funds for neighborhood funding of projects that benefit Parks. The 2023 projects will augment Community Development Block Grant (CDBG) Funds to complete neighborhood park upgrades.

Project Justification

Augment CDBG funding allocated by neighborhood councils to park projects. CDBG allocations are frequently insufficient to fund the requested improvements.

*This project meets the following comprehensive plan goals and/or policies:*

PRESERVATION & CONSERVATION (PRS1), PARK & OPEN SPACE SYSTEM (PRS2), BICYCLE & PEDESTRIAN CIRCULATION (PRS3), MAINTENANCE PROGRAM (PRS4), COORDINATION & COOPERATION (PRS6), PARKS SERVICE QUALITY (PRS7) ADEQUATE PUBLIC FACILITIES & SERVICES (CFU1), COORDINATION (CFU3), ENVIRONMENTAL CONCERNS (CFU5).

Location

Other Location

Various Park Locations

Project Status

Active

Ongoing

External Factors

Neighborhood Funding

Maintenance

*Maintenance of capital facilities, buildings and infrastructure has an impact on a Department's operating budget, and thus routine maintenance costs for new and ongoing projects are identified in the table below.*

	2022	2023	2024	2025	2026	2027	Total
Expected Annual Maintenance	\$0	\$0	\$0	\$0	\$0	\$0	\$0

Maintenance Comments

Parks and Recreation/Parks

Adm - Park Planning Neighborhood Matching Funds

PKS-2016-152

Spending

Project Phase	Prior Spending	2021	Estimated Spending							Total
			2022	2023	2024	2025	2026	2027	6 Year Total	
Construction	\$122,500	\$0	\$0	\$50,000	\$100,000	\$50,000	\$0	\$0	\$200,000	\$322,500
Total	\$122,500	\$0	\$0	\$50,000	\$100,000	\$50,000	\$0	\$0	\$200,000	\$322,500

Funding

Funding Name	Source	Status*	Prior Funding	2021	Estimated Funding							Total
					2022	2023	2024	2025	2026	2027	6 Year Total	
Park Fund Capital	Local	Funded	\$122,500	\$0	\$0	\$50,000	\$100,000	\$50,000	\$0	\$0	\$200,000	\$322,500
Total			\$122,500	\$0	\$0	\$50,000	\$100,000	\$50,000	\$0	\$0	\$200,000	\$322,500

- \*Status definitions
- Unidentified: Funding source has not yet been determined
  - Identified: Funding source has been found, but not yet requested
  - Applied: Grant or loan application has been submitted, or budget has been requested
  - Awarded: Grant or loan has been offered but the contract has not yet been signed or budget has not yet been approved by Council
  - Encumbered: Project contract has been signed and funds have been allocated to spend on the project

**Parks and Recreation/Parks**  
**Adm - Park Wide Trailhead Improvements**  
PKS-2017-55

**Executive Summary**

Improve parking, signage, and visibility to various trailheads system wide.

**Project Justification**

To improve the parking surface & directional signage within unimproved trailheads. Improved surfacing provides a safer facility for users and increases trail capacity.

*This project meets the following comprehensive plan goals and/or policies:*

PARK & OPEN SPACE SYSTEM (PRS2), BIKE & PED CIRCULATION (PRS3), MAINTENANCE PROGRAM (PRS4), INDOOR/OUTDOOR RECREATION (PRS5), COORD. & COOPERATION (PRS6), PARKS SERVICE QUALITY (PRS7) ADEQUATE PUBLIC FACILITIES & SERVICES (CFU1), COORDINATION (CFU3), ENVIRO. CONCERNS (CFU5)

**Location**

Other Location  
Parks and Recreation - System Wide

**Project Status**

Active  
Ongoing

**External Factors**

N/A

**Maintenance**

*Maintenance of capital facilities, buildings and infrastructure has an impact on a Department’s operating budget, and thus routine maintenance costs for new and ongoing projects are identified in the table below.*

	2022	2023	2024	2025	2026	2027	Total
Expected Annual Maintenance	\$0	\$0	\$0	\$0	\$0	\$0	\$0

**Maintenance Comments**

Parks and Recreation/Parks

Adm - Park Wide Trailhead Improvements

PKS-2017-55

Spending

Project Phase	Prior Spending	2021	Estimated Spending							Total
			2022	2023	2024	2025	2026	2027	6 Year Total	
Construction	\$0	\$0	\$0	\$0	\$170,000	\$0	\$170,000	\$0	\$340,000	\$340,000
Design	\$0	\$0	\$0	\$20,000	\$0	\$20,000	\$0	\$0	\$40,000	\$40,000
Purchases	\$0	\$0	\$0	\$10,000	\$10,000	\$10,000	\$10,000	\$0	\$40,000	\$40,000
Total	\$0	\$0	\$0	\$30,000	\$180,000	\$30,000	\$180,000	\$0	\$420,000	\$420,000

Funding

Funding Name	Source	Status*	Prior Funding	2021	Estimated Funding							Total
					2022	2023	2024	2025	2026	2027	6 Year Total	
County Conservation Futures	Local	Funded	\$0	\$0	\$0	\$0	\$30,000	\$0	\$30,000	\$0	\$60,000	\$60,000
Park Fund Capital	Local	Funded	\$0	\$0	\$0	\$30,000	\$150,000	\$30,000	\$150,000	\$0	\$360,000	\$360,000
Total			\$0	\$0	\$0	\$30,000	\$180,000	\$30,000	\$180,000	\$0	\$420,000	\$420,000

- \*Status definitions
- Unidentified: Funding source has not yet been determined
  - Identified: Funding source has been found, but not yet requested
  - Applied: Grant or loan application has been submitted, or budget has been requested
  - Awarded: Grant or loan has been offered but the contract has not yet been signed or budget has not yet been approved by Council
  - Encumbered: Project contract has been signed and funds have been allocated to spend on the project

**Parks and Recreation/Parks**

**Adm - Parkwide Water Conservation Projects**

PKS-2019-43

**Executive Summary**

Project will implement water conservation landscape modifications and infrastructure upgrades system wide to improve water consumption efficiency and reduce water use per acre of parkland. Parks staff will work with water department staff to identify project locations and scope.

**Project Justification**

Spokane Parks is the largest single water consumer in the City of Spokane and desires to conserve water in conformance with City Strategic Initiative. Both landscape modifications and irrigation system upgrades are required to meet water conservation goals.

*This project meets the following comprehensive plan goals and/or policies:*

PRESERVATION & CONSERVATION (PRS1), PARK & OPEN SPACE SYSTEM (PRS2), MAINTENANCE PROGRAM (PRS4), INDOOR/OUTDOOR REC (PRS5), COORDINATION & COOPERATION (PRS6), PARKS SERVICE QUALITY (PRS7) ADEQUATE PUBLIC FACILITIES & SERVICES (CFU1), ENVIRONMENTAL CONCERNS (CFU5)

**Location**

Other Location

Multiple locations - Manito Park, Friendship Park.

**Project Status**

Active

Proposed.

**External Factors**

Available grant funding.

**Maintenance**

*Maintenance of capital facilities, buildings and infrastructure has an impact on a Department's operating budget, and thus routine maintenance costs for new and ongoing projects are identified in the table below.*

	2022	2023	2024	2025	2026	2027	Total
Expected Annual Maintenance	\$0	\$0	\$0	\$0	\$0	\$0	\$0

**Maintenance Comments**

Parks and Recreation/Parks

Adm - Parkwide Water Conservation Projects

PKS-2019-43

Spending

Project Phase	Prior Spending	2021	Estimated Spending							Total
			2022	2023	2024	2025	2026	2027	6 Year Total	
Construction	\$625,000	\$305,000	\$200,000	\$225,000	\$200,000	\$250,000	\$0	\$0	\$875,000	\$1,805,000
Design	\$85,000	\$20,000	\$50,000	\$25,000	\$50,000	\$0	\$0	\$0	\$125,000	\$230,000
Total	\$710,000	\$325,000	\$250,000	\$250,000	\$250,000	\$250,000	\$0	\$0	\$1,000,000	\$2,035,000

Funding

Funding Name	Source	Status*	Prior Funding	2021	Estimated Funding							Total
					2022	2023	2024	2025	2026	2027	6 Year Total	
WWM Ops	Identified	Funded	\$710,000	\$325,000	\$250,000	\$250,000	\$250,000	\$250,000	\$0	\$0	\$1,000,000	\$2,035,000
Total			\$710,000	\$325,000	\$250,000	\$250,000	\$250,000	\$250,000	\$0	\$0	\$1,000,000	\$2,035,000

- \*Status definitions
- Unidentified: Funding source has not yet been determined
  - Identified: Funding source has been found, but not yet requested
  - Applied: Grant or loan application has been submitted, or budget has been requested
  - Awarded: Grant or loan has been offered but the contract has not yet been signed or budget has not yet been approved by Council
  - Encumbered: Project contract has been signed and funds have been allocated to spend on the project

**Parks and Recreation/Parks**

**Adm - Property Acquisition Related Expenses - System Wide**

PKS-2013-197

**Executive Summary**

This project is to pay expense related to property acquisitions for potential Park Department property and Conservation Futures Program. Potential 2022 acquisitions have not been designated.

**Project Justification**

The Parks and Recreation Department is consistently acquiring land and assets and there are expense related to closing costs and title searches.

*This project meets the following comprehensive plan goals and/or policies:*

PRESERVATION & CONSERVATION (PRS 1), PARK & OPEN SPACE SYSETM (PRS 2).

**Location**

Other Location

Parks and Recreation - Department Wide

**Project Status**

Active

Ongoing

**External Factors**

**Maintenance**

*Maintenance of capital facilities, buildings and infrastructure has an impact on a Department's operating budget, and thus routine maintenance costs for new and ongoing projects are identified in the table below.*

	2022	2023	2024	2025	2026	2027	Total
Expected Annual Maintenance	\$0	\$0	\$0	\$0	\$0	\$0	\$0

**Maintenance Comments**

Parks and Recreation/Parks

Adm - Property Acquisition Related Expenses - System Wide

PKS-2013-197

Spending

Project Phase	Prior Spending	2021	Estimated Spending							Total
			2022	2023	2024	2025	2026	2027	6 Year Total	
Land purchase	\$50,000	\$0	\$0	\$20,000	\$20,000	\$10,000	\$20,000	\$0	\$70,000	\$120,000
Total	\$50,000	\$0	\$0	\$20,000	\$20,000	\$10,000	\$20,000	\$0	\$70,000	\$120,000

Funding

Funding Name	Source	Status*	Prior Funding	2021	Estimated Funding							Total
					2022	2023	2024	2025	2026	2027	6 Year Total	
Park Fund Capital	Local	Funded	\$50,000	\$0	\$0	\$20,000	\$20,000	\$10,000	\$20,000	\$0	\$70,000	\$120,000
Total			\$50,000	\$0	\$0	\$20,000	\$20,000	\$10,000	\$20,000	\$0	\$70,000	\$120,000

- \*Status definitions
- Unidentified: Funding source has not yet been determined
  - Identified: Funding source has been found, but not yet requested
  - Applied: Grant or loan application has been submitted, or budget has been requested
  - Awarded: Grant or loan has been offered but the contract has not yet been signed or budget has not yet been approved by Council
  - Encumbered: Project contract has been signed and funds have been allocated to spend on the project

**Parks and Recreation/Parks**  
**Adm - Recycling Equipment Purchase/Install**  
PKS-2013-188

**Executive Summary**  
Install permanent recycling/waste containers throughout the park system.

**Project Justification**  
Recycling is unavailable in most parks.  
*This project meets the following comprehensive plan goals and/or policies:*  
PRESERVATION & CONSERVATION (PRS1), MAINTENANCE PROGRAM (PRS4), COORDINATION & COOPERATION (PRS6), PARKS SERVICE QUALITY (PRS7) ADEQUATE PUBLIC FACILITIES & SERVICES (CFU1), COORDINATION (CFU3), ENVIRONMENTAL CONCERNS (CFU 5)

**Location**  
Other Location  
Department-wide

**Project Status**  
Active  
Proposed.

**External Factors**  
N/A

**Maintenance**  
*Maintenance of capital facilities, buildings and infrastructure has an impact on a Department’s operating budget, and thus routine maintenance costs for new and ongoing projects are identified in the table below.*

	2022	2023	2024	2025	2026	2027	Total
Expected Annual Maintenance	\$0	\$0	\$0	\$0	\$0	\$0	\$0

**Maintenance Comments**

Parks and Recreation/Parks

Adm - Recycling Equipment Purchase/Install

PKS-2013-188

Spending

Project Phase	Prior Spending	2021	Estimated Spending							Total
			2022	2023	2024	2025	2026	2027	6 Year Total	
Construction	\$5,000	\$0	\$0	\$0	\$20,000	\$20,000	\$0	\$0	\$40,000	\$45,000
Purchases	\$0	\$0	\$0	\$0	\$0	\$0	\$0	\$0	\$0	\$0
Total	\$5,000	\$0	\$0	\$0	\$20,000	\$20,000	\$0	\$0	\$40,000	\$45,000

Funding

Funding Name	Source	Status*	Prior Funding	2021	Estimated Funding							Total
					2022	2023	2024	2025	2026	2027	6 Year Total	
Park Fund Capita	Local	Funded	\$5,000	\$0	\$0	\$0	\$20,000	\$20,000	\$0	\$0	\$40,000	\$45,000
Total			\$5,000	\$0	\$0	\$0	\$20,000	\$20,000	\$0	\$0	\$40,000	\$45,000

- \*Status definitions
- Unidentified: Funding source has not yet been determined
  - Identified: Funding source has been found, but not yet requested
  - Applied: Grant or loan application has been submitted, or budget has been requested
  - Awarded: Grant or loan has been offered but the contract has not yet been signed or budget has not yet been approved by Council
  - Encumbered: Project contract has been signed and funds have been allocated to spend on the project

Adm - Safer Sidewalks to Schools & Bus Stops

PKS-2016-153

Executive Summary

Improving sidewalk access in parks adjacent to public schools and bus stops. 2023 projects may include Franklin Park and Loma Vista Park. This funding will be used with potential match dollars from other funding sources.

Project Justification

Improved and additional safe sidewalks and pathways are needed.

*This project meets the following comprehensive plan goals and/or policies:*

PRESERVATION & CONSERVATION (PRS1), PARK & OPEN SPACE SYSTEM (PRS2), BICYCLE & PEDESTRIAN CIRCULATION (PRS3), MAINTENANCE PROGRAM (PRS4), BIKE & PED CIRC. (PRS5) COORD. & COOPERATION (PRS6), PARKS SERVICE QUALITY (PRS7) ADEQUATE PUBLIC FACILITIES & SERVICES (CFU1), COORDINATION (CFU 3).

Location

Other Location

Various Park Locations

Project Status

Active

Ongoing

External Factors

Maintenance

*Maintenance of capital facilities, buildings and infrastructure has an impact on a Department’s operating budget, and thus routine maintenance costs for new and ongoing projects are identified in the table below.*

	2022	2023	2024	2025	2026	2027	Total
Expected Annual Maintenance	\$0	\$0	\$0	\$0	\$0	\$0	\$0

Maintenance Comments

Parks and Recreation/Parks

Adm - Safer Sidewalks to Schools & Bus Stops

PKS-2016-153

Spending

Project Phase	Prior Spending	2021	Estimated Spending							Total
			2022	2023	2024	2025	2026	2027	6 Year Total	
Construction	\$30,000	\$0	\$0	\$60,000	\$60,000	\$60,000	\$0	\$0	\$180,000	\$210,000
Planning	\$45,000	\$0	\$0	\$0	\$0	\$0	\$0	\$0	\$0	\$45,000
Total	\$75,000	\$0	\$0	\$60,000	\$60,000	\$60,000	\$0	\$0	\$180,000	\$255,000

Funding

Funding Name	Source	Status*	Prior Funding	2021	Estimated Funding							Total
					2022	2023	2024	2025	2026	2027	6 Year Total	
Park Fund Capital	Local	Funded	\$75,000	\$0	\$0	\$60,000	\$60,000	\$60,000	\$0	\$0	\$180,000	\$255,000
Total			\$75,000	\$0	\$0	\$60,000	\$60,000	\$60,000	\$0	\$0	\$180,000	\$255,000

- \*Status definitions
- Unidentified: Funding source has not yet been determined
  - Identified: Funding source has been found, but not yet requested
  - Applied: Grant or loan application has been submitted, or budget has been requested
  - Awarded: Grant or loan has been offered but the contract has not yet been signed or budget has not yet been approved by Council
  - Encumbered: Project contract has been signed and funds have been allocated to spend on the project

**Parks and Recreation/Parks**  
**Ops - Asphalt Repair - Park Drives**  
PKS-2012-325

**Executive Summary**  
Repair replace asphalt surfacing in Park Drives.

**Project Justification**  
Provide safe passage and access to Park Lands  
*This project meets the following comprehensive plan goals and/or policies:*  
BICYCLE & PEDESTRIAN CIRCULATION (PRS3), MAINTENANCE PROGRAM (PRS4), PARKS SERVICE QUALITY (PRS7)  
ADEQUATE PUBLIC FACILITIES & SERVICES (CFU1), ENVIRONMENTAL CONCERNS (CFU 5)

**Location**  
Other Location  
Various - System Wide

**Project Status**  
Active  
Ongoing

**External Factors**  
Work occurs during asphalt plant being opened seasonally.

**Maintenance**  
*Maintenance of capital facilities, buildings and infrastructure has an impact on a Department’s operating budget, and thus routine maintenance costs for new and ongoing projects are identified in the table below.*

	2022	2023	2024	2025	2026	2027	Total
Expected Annual Maintenance	\$0	\$0	\$0	\$0	\$0	\$0	\$0

**Maintenance Comments**

Ops - Asphalt Repair - Park Drives

PKS-2012-325

Spending

Project Phase	Prior Spending	2021	Estimated Spending							Total
			2022	2023	2024	2025	2026	2027	6 Year Total	
Construction	\$0	\$0	\$0	\$0	\$50,000	\$100,000	\$50,000	\$0	\$200,000	\$200,000
Total	\$0	\$0	\$0	\$0	\$50,000	\$100,000	\$50,000	\$0	\$200,000	\$200,000

Funding

Funding Name	Source	Status*	Prior Funding	2021	Estimated Funding							Total
					2022	2023	2024	2025	2026	2027	6 Year Total	
Park Fund capital	Local	Funded	\$0	\$0	\$0	\$0	\$50,000	\$100,000	\$50,000	\$0	\$200,000	\$200,000
Total			\$0	\$0	\$0	\$0	\$50,000	\$100,000	\$50,000	\$0	\$200,000	\$200,000

\*Status definitions

- Unidentified: Funding source has not yet been determined
- Identified: Funding source has been found, but not yet requested
- Applied: Grant or loan application has been submitted, or budget has been requested
- Awarded: Grant or loan has been offered but the contract has not yet been signed or budget has not yet been approved by Council
- Encumbered: Project contract has been signed and funds have been allocated to spend on the project

**Parks and Recreation/Parks**

**Ops - Asphalt Surface Maintenance and Repairs**

PKS-2012-326

**Executive Summary**

Improve or repair asphalt surface: Park Roads, parking lots, work yards, pathways, play courts, trails.

**Project Justification**

Protect longevity of improvement

*This project meets the following comprehensive plan goals and/or policies:*

PARK & OPEN SPACE SYSTEM (PRS2), BICYCLE & PEDESTRIAN CIRCULATION (PRS3), MAINTENANCE PROGRAM (PRS4), INDOOR/OUTDOOR REC (PRS5), COORDINATION & COOPERATION (PRS6), PARKS SERVICE QUALITY (PRS7) ADEQUATE PUBLIC FACILITIES & SERVICES (CFU1), COORDINATION (CFU 3), ENVIRONMENTAL CONCERNS (CFU5)

**Location**

Other Location

Various - System Wide

**Project Status**

Active

Ongoing

**External Factors**

Construction Seasonal

**Maintenance**

*Maintenance of capital facilities, buildings and infrastructure has an impact on a Department’s operating budget, and thus routine maintenance costs for new and ongoing projects are identified in the table below.*

	2022	2023	2024	2025	2026	2027	Total
Expected Annual Maintenance	\$0	\$0	\$0	\$0	\$0	\$0	\$0

**Maintenance Comments**

Parks and Recreation/Parks

Ops - Asphalt Surface Maintenance and Repairs

PKS-2012-326

Spending

Project Phase	Prior Spending	2021	Estimated Spending							Total
			2022	2023	2024	2025	2026	2027	6 Year Total	
Construction	\$0	\$0	\$0	\$40,000	\$0	\$40,000	\$0	\$0	\$80,000	\$80,000
Total	\$0	\$0	\$0	\$40,000	\$0	\$40,000	\$0	\$0	\$80,000	\$80,000

Funding

Funding Name	Source	Status*	Prior Funding	2021	Estimated Funding							Total
					2022	2023	2024	2025	2026	2027	6 Year Total	
Park Fund Capital	Identified	Unfunded	\$0	\$0	\$0	\$40,000	\$0	\$40,000	\$0	\$0	\$80,000	\$80,000
Total			\$0	\$0	\$0	\$40,000	\$0	\$40,000	\$0	\$0	\$80,000	\$80,000

- \*Status definitions
- Unidentified: Funding source has not yet been determined
  - Identified: Funding source has been found, but not yet requested
  - Applied: Grant or loan application has been submitted, or budget has been requested
  - Awarded: Grant or loan has been offered but the contract has not yet been signed or budget has not yet been approved by Council
  - Encumbered: Project contract has been signed and funds have been allocated to spend on the project

**Parks and Recreation/Parks**  
**Ops - Asphalt Trails & Paths**  
PKS-2012-334

**Executive Summary**

Replace asphalt trails where necessary.

**Project Justification**

Asphalt is breaking up and can be dangerous.

*This project meets the following comprehensive plan goals and/or policies:*

PARK & OPEN SPACE SYSTEM (PRS2), BICYCLE & PEDESTRIAN CIRCULATION (PRS3), MAINTENANCE PROGRAM (PRS4), INDOOR/OUTDOOR REC (PRS5), COORDINATION & COOPERATION (PRS6), PARKS SERVICE QUALITY (PRS7) ADEQUATE PUBLIC FACILITIES & SERVICES (CFU 1), COORDINATION (CFU 3), ENVIRONMENTAL CONCERNS (CFU 5)

**Location**

Other Location  
Various locations.

**Project Status**

Active  
Ongoing

**External Factors**

N/A

**Maintenance**

*Maintenance of capital facilities, buildings and infrastructure has an impact on a Department’s operating budget, and thus routine maintenance costs for new and ongoing projects are identified in the table below.*

	2022	2023	2024	2025	2026	2027	Total
Expected Annual Maintenance	\$0	\$0	\$0	\$0	\$0	\$0	\$0

**Maintenance Comments**

Spending

Project Phase	Prior Spending	2021	Estimated Spending							Total
			2022	2023	2024	2025	2026	2027	6 Year Total	
Construction	\$0	\$0	\$0	\$0	\$0	\$50,000	\$0	\$0	\$50,000	\$50,000
Total	\$0	\$0	\$0	\$0	\$0	\$50,000	\$0	\$0	\$50,000	\$50,000

Funding

Funding Name	Source	Status*	Prior Funding	2021	Estimated Funding							Total
					2022	2023	2024	2025	2026	2027	6 Year Total	
Park Fund Capital	Local	Funded	\$0	\$0	\$0	\$0	\$0	\$50,000	\$0	\$0	\$50,000	\$50,000
Total			\$0	\$0	\$0	\$0	\$0	\$50,000	\$0	\$0	\$50,000	\$50,000

\*Status definitions

- Unidentified: Funding source has not yet been determined
- Identified: Funding source has been found, but not yet requested
- Applied: Grant or loan application has been submitted, or budget has been requested
- Awarded: Grant or loan has been offered but the contract has not yet been signed or budget has not yet been approved by Council
- Encumbered: Project contract has been signed and funds have been allocated to spend on the project

**Parks and Recreation/Parks**  
**Ops - Audubon Park Irrigation**  
PKS-2012-331

**Executive Summary**

Automate manual irrigation system - Parks Capital funding in 2022 has been identified for design only. Project construction funding is TBD.

**Project Justification**

More efficient and cost effective watering.

*This project meets the following comprehensive plan goals and/or policies:*

PRESERVATION & CONSERVATION (PRS1), PARK & OPEN SPACE SYSTEM (PRS2), MAINTENANCE PROGRAM (PRS4), INDOOR/OUTDOOR REC (PRS5), COORDINATION & COOPERATION (PRS6), PARKS SERVICE QUALITY (PRS7) ADEQUATE PUBLIC FACILITIES & SERVICES (CFU1), ENVIRONMENTAL CONCERNS (CFU5)

**Location**

Audubon Park  
Audubon Park - Northwest Blvd and Audubon

**Project Status**

Active  
Proposed

**External Factors**

Future bond funding or strategic investment funding availability.

**Maintenance**

*Maintenance of capital facilities, buildings and infrastructure has an impact on a Department’s operating budget, and thus routine maintenance costs for new and ongoing projects are identified in the table below.*

	2022	2023	2024	2025	2026	2027	Total
Expected Annual Maintenance	\$0	\$0	\$0	\$0	\$0	\$0	\$0

**Maintenance Comments**

Parks and Recreation/Parks

Ops - Audubon Park Irrigation

PKS-2012-331

Spending

Project Phase	Prior Spending	2021	Estimated Spending							Total
			2022	2023	2024	2025	2026	2027	6 Year Total	
Construction	\$0	\$0	\$0	\$405,000	\$405,000	\$0	\$0	\$0	\$810,000	\$810,000
Design	\$15,000	\$0	\$30,000	\$0	\$0	\$0	\$0	\$0	\$30,000	\$45,000
Total	\$15,000	\$0	\$30,000	\$405,000	\$405,000	\$0	\$0	\$0	\$840,000	\$855,000

Funding

Funding Name	Source	Status*	Prior Funding	2021	Estimated Funding							Total
					2022	2023	2024	2025	2026	2027	6 Year Total	
Park Fund Capital	Identified	Funded	\$15,000	\$0	\$30,000	\$0	\$0	\$0	\$0	\$0	\$30,000	\$45,000
Unidentified	Unidentified	Unfunded	\$0	\$0	\$0	\$405,000	\$405,000	\$0	\$0	\$0	\$810,000	\$810,000
Total			\$15,000	\$0	\$30,000	\$405,000	\$405,000	\$0	\$0	\$0	\$840,000	\$855,000

- \*Status definitions
- Unidentified: Funding source has not yet been determined
  - Identified: Funding source has been found, but not yet requested
  - Applied: Grant or loan application has been submitted, or budget has been requested
  - Awarded: Grant or loan has been offered but the contract has not yet been signed or budget has not yet been approved by Council
  - Encumbered: Project contract has been signed and funds have been allocated to spend on the project

Ops - Cannon Hill Park Irrigation & Pond

PKS-2012-333

Executive Summary

Automate manual irrigation system, reduce pond fill use significantly and improve pond water quality. Planning in 2023, design in 2024, tentative construction to follow in 2025.

Project Justification

More efficient and cost effective use of water. Possible combining with a Storm Water project to provide more benefits and funding.

*This project meets the following comprehensive plan goals and/or policies:*

PRESERVATION & CONSERVATION (PRS1), PARK & OPEN SPACE SYSTEM (PRS2), MAINTENANCE PROGRAM (PRS4), INDOOR/OUTDOOR REC (PRS 5), COORDINATION & COOPERATION (PRS6), PARKS SERVICE QUALITY (PRS7), ADEQUATE PUBLIC FACILITIES & SERVICES (CFU1), ENVIRONMENTAL CONCERNS (CFU5)

Location

Cannon Hill Park

Cannon Hill Park - 19th and Stevens

Project Status

Active

Proposed

External Factors

'Parkwide water conservation initiative' with City Water Dept. may accelerate this project to secure water savings as soon as possible. Cannon Hill Park is one of the 'top-10' city owned water consumers.

Maintenance

*Maintenance of capital facilities, buildings and infrastructure has an impact on a Department's operating budget, and thus routine maintenance costs for new and ongoing projects are identified in the table below.*

	2022	2023	2024	2025	2026	2027	Total
Expected Annual Maintenance	\$0	\$0	\$0	\$0	\$0	\$0	\$0

Maintenance Comments

Ops - Cannon Hill Park Irrigation & Pond

PKS-2012-333

Spending

Project Phase	Prior Spending	2021	Estimated Spending							Total
			2022	2023	2024	2025	2026	2027	6 Year Total	
Construction	\$0	\$0	\$0	\$0	\$0	\$700,000	\$0	\$0	\$700,000	\$700,000
Design	\$0	\$0	\$0	\$0	\$50,000	\$0	\$0	\$0	\$50,000	\$50,000
Planning	\$0	\$0	\$0	\$25,000	\$0	\$0	\$0	\$0	\$25,000	\$25,000
Purchases	\$0	\$0	\$0	\$0	\$0	\$150,000	\$0	\$0	\$150,000	\$150,000
Total	\$0	\$0	\$0	\$25,000	\$50,000	\$850,000	\$0	\$0	\$925,000	\$925,000

Funding

Funding Name	Source	Status*	Prior Funding	2021	Estimated Funding							Total
					2022	2023	2024	2025	2026	2027	6 Year Total	
Park Fund Capital	---	Unfunded	\$0	\$0	\$0	\$0	\$0	\$850,000	\$0	\$0	\$925,000	\$925,000
Total			\$0	\$0	\$0	\$25,000	\$50,000	\$850,000	\$0	\$0	\$925,000	\$925,000

\*Status definitions

- Unidentified: Funding source has not yet been determined
- Identified: Funding source has been found, but not yet requested
- Applied: Grant or loan application has been submitted, or budget has been requested
- Awarded: Grant or loan has been offered but the contract has not yet been signed or budget has not yet been approved by Council
- Encumbered: Project contract has been signed and funds have been allocated to spend on the project

Parks and Recreation/Parks

Ops - Coeur d'Alene Park Irrigation

PKS-2012-275

Executive Summary

Automate manual irrigation system -- Design has been funded in 2024 from Parks Capital but project construction funding for 2025 has not yet been identified.

Project Justification

More efficient and effective watering.

*This project meets the following comprehensive plan goals and/or policies:*

PRESERVATION & CONSERVATION (PRS1), PARK & OPEN SPACE SYSTEM (PRS2), MAINTENANCE PROGRAM (PRS4), INDOOR/OUTDOOR REC (PRS5), COORDINATION & COOPERATION (PRS6), PARKS SERVICE QUALITY (PRS7) ADEQUATE PUBLIC FACILITIES & SERVICES (CFU1), ENVIRONMENTAL CONCERNS(CFU5)

Location

Coeur d'Alene Park

Coeur d'Alene Park -4th and Chestnut

Project Status

Active

Proposed

External Factors

Future bond funding availability.

Maintenance

*Maintenance of capital facilities, buildings and infrastructure has an impact on a Department’s operating budget, and thus routine maintenance costs for new and ongoing projects are identified in the table below.*

	2022	2023	2024	2025	2026	2027	Total
Expected Annual Maintenance	\$0	\$0	\$0	\$0	\$0	\$0	\$0

Maintenance Comments

Parks and Recreation/Parks

Ops - Coeur d'Alene Park Irrigation

PKS-2012-275

Spending

Project Phase	Prior Spending	2021	Estimated Spending							Total
			2022	2023	2024	2025	2026	2027	6 Year Total	
Construction	\$0	\$0	\$0	\$0	\$0	\$475,000	\$0	\$0	\$475,000	\$475,000
Design	\$0	\$0	\$0	\$0	\$30,000	\$0	\$0	\$0	\$30,000	\$30,000
Total	\$0	\$0	\$0	\$0	\$30,000	\$475,000	\$0	\$0	\$505,000	\$505,000

Funding

Funding Name	Source	Status*	Prior Funding	2021	Estimated Funding							Total
					2022	2023	2024	2025	2026	2027	6 Year Total	
Park Fund Capital	---	Funded	\$0	\$0	\$0	\$0	\$0	\$475,000	\$0	\$0	\$505,000	\$505,000
Total			\$0	\$0	\$0	\$0	\$30,000	\$475,000	\$0	\$0	\$505,000	\$505,000

- \*Status definitions
- Unidentified: Funding source has not yet been determined
  - Identified: Funding source has been found, but not yet requested
  - Applied: Grant or loan application has been submitted, or budget has been requested
  - Awarded: Grant or loan has been offered but the contract has not yet been signed or budget has not yet been approved by Council
  - Encumbered: Project contract has been signed and funds have been allocated to spend on the project

Executive Summary

Improvement of a current park property and transform it into a Dog Park.

Project Justification

Citizen requests for Dog Park access has been growing each year. Citizens desire fenced natural lands for off-leash dog run / dog park use.

*This project meets the following comprehensive plan goals and/or policies:*

PRESERVATION & CONSERVATION (PRS1), PARK & OPEN SPACE SYSTEM (PRS2), COORDINATION & COOPERATION (PRS6), PARKS SERVICE QUALITY (PRS7), ADEQUATE PUBLIC FACILITIES & SERVICES (CFU1), ENVIRONMENTAL CONCERNS(CFU5)

Location

Other Location

Potential locations include south hill and north Spokane

Project Status

Active

Proposed

External Factors

Construction of elementary school atop city land formerly used by neighbors as dog park.

Maintenance

*Maintenance of capital facilities, buildings and infrastructure has an impact on a Department’s operating budget, and thus routine maintenance costs for new and ongoing projects are identified in the table below.*

	2022	2023	2024	2025	2026	2027	Total
Expected Annual Maintenance	\$0	\$0	\$0	\$0	\$0	\$0	\$0

Maintenance Comments

Spending

Project Phase	Prior Spending	2021	Estimated Spending							Total
			2022	2023	2024	2025	2026	2027	6 Year Total	
Construction	\$0	\$0	\$0	\$0	\$0	\$125,000	\$0	\$0	\$125,000	\$125,000
Design	\$0	\$0	\$0	\$0	\$25,000	\$0	\$0	\$0	\$25,000	\$25,000
Planning	\$10,000	\$0	\$0	\$0	\$0	\$0	\$0	\$0	\$0	\$10,000
Total	\$10,000	\$0	\$0	\$0	\$25,000	\$125,000	\$0	\$0	\$150,000	\$160,000

Funding

Funding Name	Source	Status*	Prior Funding	2021	Estimated Funding							Total
					2022	2023	2024	2025	2026	2027	6 Year Total	
Park Fund Capital	Identified	Funded	\$10,000	\$0	\$0	\$0	\$25,000	\$125,000	\$0	\$0	\$150,000	\$160,000
Total			\$10,000	\$0	\$0	\$0	\$25,000	\$125,000	\$0	\$0	\$150,000	\$160,000

\*Status definitions

- Unidentified: Funding source has not yet been determined
- Identified: Funding source has been found, but not yet requested
- Applied: Grant or loan application has been submitted, or budget has been requested
- Awarded: Grant or loan has been offered but the contract has not yet been signed or budget has not yet been approved by Council
- Encumbered: Project contract has been signed and funds have been allocated to spend on the project

**Parks and Recreation/Parks**  
**Ops - Don Kardong Bridge**  
PKS-2012-286

**Executive Summary**

Replace bridge deck, railing, overlooks & wooden framing. Add pedestrian scale lighting upgrades. 2018 focused on prelim design & grant writing. Detailed design completed in fall 2019 through spring 2020. Project bidding awaiting funding. Construction in Fall 2021 through 2022.

**Project Justification**

Bridge decking has deteriorated over time and a replacement is necessary to preserve the bridge.

*This project meets the following comprehensive plan goals and/or policies:*

PRESERVATION & CONSERVATION (PRS1), PARK & OPEN SPACE SYSTEM (PRS2), BICYCLE & PEDESTRIAN CIRCULATION (PRS3), MAINTENANCE PROGRAM (PRS4), COORDINATION & COOPERATION (PRS6), PARKS SERVICE QUALITY (PRS7) ADEQUATE PUBLIC FACILITIES & SERVICES (CFU1), COORDINATION (CFU3)

**Location**

Other Location  
Centennial Trail River Crossing

**Project Status**

Active  
Proposed

**External Factors**

COVID-19 impact to parks department capital budget.

**Maintenance**

*Maintenance of capital facilities, buildings and infrastructure has an impact on a Department’s operating budget, and thus routine maintenance costs for new and ongoing projects are identified in the table below.*

	2022	2023	2024	2025	2026	2027	Total
Expected Annual Maintenance	\$0	\$0	\$0	\$0	\$0	\$0	\$0

**Maintenance Comments**

Spending

Project Phase	Prior Spending	2021	Estimated Spending							Total
			2022	2023	2024	2025	2026	2027	6 Year Total	
Construction	\$0	\$0	\$1,950,000	\$150,000	\$0	\$0	\$0	\$0	\$2,100,000	\$2,100,000
Design	\$140,000	\$10,000	\$150,000	\$10,000	\$0	\$0	\$0	\$0	\$160,000	\$310,000
Planning	\$75,000	\$0	\$0	\$0	\$0	\$0	\$0	\$0	\$0	\$75,000
Total	\$215,000	\$10,000	\$2,100,000	\$160,000	\$0	\$0	\$0	\$0	\$2,260,000	\$2,485,000

Funding

Funding Name	Source	Status*	Prior Funding	2021	Estimated Funding							Total
					2022	2023	2024	2025	2026	2027	6 Year Total	
Donation - FOCT	Private	Funded	\$74,000	\$0	\$0	\$0	\$0	\$0	\$0	\$0	\$0	\$74,000
Donation - Private	Private	Funded	\$0	\$0	\$0	\$0	\$0	\$0	\$0	\$0	\$0	\$0
Grant - RCO WWRP	State	Funded	\$73,000	\$0	\$653,000	\$0	\$0	\$0	\$0	\$0	\$653,000	\$726,000
Grant - U District	Local	Funded	\$0	\$0	\$75,000	\$0	\$0	\$0	\$0	\$0	\$75,000	\$75,000
Park Fund Capital	Local	Funded	\$73,000	\$5,000	\$1,372,000	\$160,000	\$0	\$0	\$0	\$0	\$1,532,000	\$1,610,000
Total			\$220,000	\$5,000	\$2,100,000	\$160,000	\$0	\$0	\$0	\$0	\$2,260,000	\$2,485,000

\*Status definitions

Unidentified: Funding source has not yet been determined

Identified: Funding source has been found, but not yet requested

Applied: Grant or loan application has been submitted, or budget has been requested

Awarded: Grant or loan has been offered but the contract has not yet been signed or budget has not yet been approved by Council

Encumbered: Project contract has been signed and funds have been allocated to spend on the project

Ops - Fish Lake Trail Connection

PKS-2014-102

Executive Summary

Connect the existing Fish Lake trail head near Government Way to the existing Peaceful Valley Trail & Centennial Trail at the Sandifur Bridge.

Project Justification

There is currently no off-road connection between the existing trail network (Peaceful Valley & Centennial Trails) and the Fish Lake Trail.

*This project meets the following comprehensive plan goals and/or policies:*

PRESERVATION & CONSERVATION (PRS1), PARK & OPEN SPACE SYSTEM (PRS2), BICYCLE & PEDESTRIAN CIRCULATION (PRS3), MAINTENANCE PROGRAM (PRS4), COORDINATION & COOPERATION (PRS6), PARKS SERVICE QUALITY (PRS7) ADEQUATE PUBLIC FACILITIES & SERVICES (CFU1), COORDINATION (CFU3)

Location

Fish Lake Trail

Fish Lake trail head connection - Milton and Lindeke

Project Status

Active

Proposed

External Factors

N/A

Maintenance

*Maintenance of capital facilities, buildings and infrastructure has an impact on a Department's operating budget, and thus routine maintenance costs for new and ongoing projects are identified in the table below.*

	2022	2023	2024	2025	2026	2027	Total
Expected Annual Maintenance	\$0	\$0	\$0	\$0	\$0	\$0	\$0

Maintenance Comments

Parks and Recreation/Parks

Ops - Fish Lake Trail Connection

PKS-2014-102

Spending

Project Phase	Prior Spending	2021	Estimated Spending							Total
			2022	2023	2024	2025	2026	2027	6 Year Total	
Construction	\$0	\$0	\$0	\$0	\$0	\$0	\$0	\$8,000,000	\$8,000,000	\$8,000,000
Design	\$0	\$0	\$0	\$0	\$0	\$750,000	\$0	\$0	\$750,000	\$750,000
Total	\$0	\$0	\$0	\$0	\$0	\$750,000	\$0	\$8,000,000	\$8,750,000	\$8,750,000

Funding

Funding Name	Source	Status*	Prior Funding	2021	Estimated Funding							Total
					2022	2023	2024	2025	2026	2027	6 Year Total	
City Funded Capital	Identified	Unfunded	\$0	\$0	\$0	\$0	\$0	\$750,000	\$0	\$1,500,000	\$2,250,000	\$2,250,000
Grant - Federal	---	Unfunded	\$0	\$0	\$0	\$0	\$0	\$0	\$0	\$4,500,000	\$4,500,000	\$4,500,000
Grant - State	---	Unfunded	\$0	\$0	\$0	\$0	\$0	\$0	\$0	\$2,000,000	\$2,000,000	\$2,000,000
Total			\$0	\$0	\$0	\$0	\$0	\$750,000	\$0	\$8,000,000	\$8,750,000	\$8,750,000

- \*Status definitions
- Unidentified: Funding source has not yet been determined
  - Identified: Funding source has been found, but not yet requested
  - Applied: Grant or loan application has been submitted, or budget has been requested
  - Awarded: Grant or loan has been offered but the contract has not yet been signed or budget has not yet been approved by Council
  - Encumbered: Project contract has been signed and funds have been allocated to spend on the project

**Parks and Recreation/Parks**  
**Ops - Fish Lake Trail Phase 3B**  
PKS-2015-154

**Executive Summary**

Construct a bridge over active rail lines to connect the Fish Lake trail southward and extend the trail.

**Project Justification**

Trail ends and no safe route currently exists to continue on the Fish Lake trail. A bridge will expand trail connectivity.

*This project meets the following comprehensive plan goals and/or policies:*

PRESERVATION & CONSERVATION (PRS1), PARK & OPEN SPACE SYSTEM (PRS2), BICYCLE & PEDESTRIAN CIRCULATION (PRS3), MAINTENANCE PROGRAM (PRS4), COORDINATION & COOPERATION (PRS6), PARKS SERVICE QUALITY (PRS7) ADEQUATE PUBLIC FACILITIES & SERVICES (CFU1), COORDINATION (CFU3)

**Location**

Fish Lake Trail  
Fish Lake Trail at U.P. Junction

**Project Status**

Active  
Proposed

**External Factors**

N/A

**Maintenance**

*Maintenance of capital facilities, buildings and infrastructure has an impact on a Department’s operating budget, and thus routine maintenance costs for new and ongoing projects are identified in the table below.*

	2022	2023	2024	2025	2026	2027	Total
Expected Annual Maintenance	\$0	\$0	\$0	\$0	\$0	\$0	\$0

**Maintenance Comments**

Parks and Recreation/Parks

Ops - Fish Lake Trail Phase 3B

PKS-2015-154

Spending

Project Phase	Prior Spending	2021	Estimated Spending							Total
			2022	2023	2024	2025	2026	2027	6 Year Total	
Construction	\$0	\$0	\$0	\$0	\$0	\$0	\$7,000,000	\$0	\$7,000,000	\$7,000,000
Design	\$0	\$0	\$0	\$0	\$0	\$750,000	\$500,000	\$0	\$1,250,000	\$1,250,000
Total	\$0	\$0	\$0	\$0	\$0	\$750,000	\$7,500,000	\$0	\$8,250,000	\$8,250,000

Funding

Funding Name	Source	Status*	Prior Funding	2021	Estimated Funding							Total
					2022	2023	2024	2025	2026	2027	6 Year Total	
Unidentified	---	Unfunded	\$0	\$0	\$0	\$0	\$0	\$750,000	\$7,500,000	\$0	\$8,250,000	\$8,250,000
Total			\$0	\$0	\$0	\$0	\$0	\$750,000	\$7,500,000	\$0	\$8,250,000	\$8,250,000

- \*Status definitions
- Unidentified: Funding source has not yet been determined
  - Identified: Funding source has been found, but not yet requested
  - Applied: Grant or loan application has been submitted, or budget has been requested
  - Awarded: Grant or loan has been offered but the contract has not yet been signed or budget has not yet been approved by Council
  - Encumbered: Project contract has been signed and funds have been allocated to spend on the project

Executive Summary

Second phase of a multi-phase project automating manual portions of the irrigation system. First phase implemented in 2016, second phase planned in 2022 performed by Park Ops staff in cooperation with the city Water Dept.

Project Justification

More efficient and effective watering.

*This project meets the following comprehensive plan goals and/or policies:*

PRESERVATION & CONSERVATION (PRS1), PARK & OPEN SPACE SYSTEM (PRS2), MAINTENANCE PROGRAM (PRS4), INDOOR/OUTDOOR RECREATION (PRS5) COORDINATION & COOPERATION (PRS6), PARKS SERVICE QUALITY (PRS7) ADEQUATE PUBLIC FACILITIES & SERVICES (CFU1), ENVIRONMENTAL CONCERNS (CFU5)

Location

Franklin Park  
Franklin Park - Division and Queen

Project Status

Active  
Proposed

External Factors

N/A

Maintenance

*Maintenance of capital facilities, buildings and infrastructure has an impact on a Department’s operating budget, and thus routine maintenance costs for new and ongoing projects are identified in the table below.*

	2022	2023	2024	2025	2026	2027	Total
Expected Annual Maintenance	\$0	\$0	\$0	\$0	\$0	\$0	\$0

Maintenance Comments

Spending

Project Phase	Prior Spending	2021	Estimated Spending							Total
			2022	2023	2024	2025	2026	2027	6 Year Total	
Construction	\$50,000	\$0	\$50,000	\$0	\$0	\$0	\$0	\$0	\$50,000	\$100,000
Total	\$50,000	\$0	\$50,000	\$0	\$0	\$0	\$0	\$0	\$50,000	\$100,000

Funding

Funding Name	Source	Status*	Prior Funding	2021	Estimated Funding							Total
					2022	2023	2024	2025	2026	2027	6 Year Total	
Park Fund Capital	Identified	Funded	\$50,000	\$0	\$50,000	\$0	\$0	\$0	\$0	\$0	\$50,000	\$100,000
Total			\$50,000	\$0	\$50,000	\$0	\$0	\$0	\$0	\$0	\$50,000	\$100,000

\*Status definitions

- Unidentified: Funding source has not yet been determined
- Identified: Funding source has been found, but not yet requested
- Applied: Grant or loan application has been submitted, or budget has been requested
- Awarded: Grant or loan has been offered but the contract has not yet been signed or budget has not yet been approved by Council
- Encumbered: Project contract has been signed and funds have been allocated to spend on the project

**Parks and Recreation/Parks**  
**Ops - Friends of Manito Improvement Projects**  
PKS-2012-297

**Executive Summary**

Improvements to Manito Park using matching funds from the Friends of Manito non-profit organization.

**Project Justification**

Ongoing projects funded partially by Friends of Manito.  
*This project meets the following comprehensive plan goals and/or policies:*

PRESERVATION & CONSERVATION (PRS1), PARK & OPEN SPACE SYSTEM (PRS2), BIKE & PED. CIRC. (PRS3), MAINTENANCE PROGRAM (PRS4), INDOOR/OUTDOOR REC (PRS5), COORDINATION & COOPERATION (PRS6), PARKS SERVICE QUALITY (PRS7) ADEQUATE PUBLIC FACILITIES & SERVICES (CFU1), COORDINATION (CFU3), ENV. CONCERNS(CFU5)

**Location**

Manito Park  
Manito Park - 18th and Division

**Project Status**

Active  
Ongoing

**External Factors**

N/A

**Maintenance**

*Maintenance of capital facilities, buildings and infrastructure has an impact on a Department’s operating budget, and thus routine maintenance costs for new and ongoing projects are identified in the table below.*

	2022	2023	2024	2025	2026	2027	Total
Expected Annual Maintenance	\$0	\$0	\$0	\$0	\$0	\$0	\$0

**Maintenance Comments**

Ops - Friends of Manito Improvement Projects

PKS-2012-297

Spending

Project Phase	Prior Spending	2021	Estimated Spending							Total
			2022	2023	2024	2025	2026	2027	6 Year Total	
Construction	\$235,000	\$50,000	\$0	\$40,000	\$0	\$40,000	\$0	\$0	\$80,000	\$365,000
Total	\$235,000	\$50,000	\$0	\$40,000	\$0	\$40,000	\$0	\$0	\$80,000	\$365,000

Funding

Funding Name	Source	Status*	Prior Funding	2021	Estimated Funding							Total
					2022	2023	2024	2025	2026	2027	6 Year Total	
Grant - Friends of Manito	Private	Funded	\$75,000	\$50,000	\$0	\$0	\$0	\$0	\$0	\$0	\$0	\$125,000
Park Fund Capital	Identified	Funded	\$160,000	\$0	\$0	\$40,000	\$0	\$40,000	\$0	\$0	\$80,000	\$240,000
Total			\$235,000	\$50,000	\$0	\$40,000	\$0	\$40,000	\$0	\$0	\$80,000	\$365,000

\*Status definitions

- Unidentified: Funding source has not yet been determined
- Identified: Funding source has been found, but not yet requested
- Applied: Grant or loan application has been submitted, or budget has been requested
- Awarded: Grant or loan has been offered but the contract has not yet been signed or budget has not yet been approved by Council
- Encumbered: Project contract has been signed and funds have been allocated to spend on the project

**Parks and Recreation/Parks**  
**Ops - High Bridge Disc Golf Course Renovation Project**  
PKS-2017-61

**Executive Summary**

A project to completely renovate the flagship youth disc golf course in the city.

**Project Justification**

Disc golf is the fastest growing recreational activity in the service area.

*This project meets the following comprehensive plan goals and/or policies:*

PARK & OPEN SPACE SYSTEM (PRS2), BIKE & PED CIRCULATION (PRS3), MAINTENANCE PROGRAM (PRS4), INDOOR/OUTDOOR RECREATION (PRS5), PARKS SERVICE QUALITY (PRS7) ADEQUATE PUBLIC FACILITIES & SERVICES (CFU1), ENVIRO. CONCERNS (CFU5)

**Location**

High Bridge Park  
High Bridge Park - Marquette and A street

**Project Status**

Active  
Proposed

**External Factors**

N/A

**Maintenance**

*Maintenance of capital facilities, buildings and infrastructure has an impact on a Department’s operating budget, and thus routine maintenance costs for new and ongoing projects are identified in the table below.*

	2022	2023	2024	2025	2026	2027	Total
Expected Annual Maintenance	\$0	\$0	\$0	\$0	\$0	\$0	\$0

**Maintenance Comments**

Parks and Recreation/Parks

Ops - High Bridge Disc Golf Course Renovation Project

PKS-2017-61

Spending

Project Phase	Prior Spending	2021	Estimated Spending							Total
			2022	2023	2024	2025	2026	2027	6 Year Total	
Construction	\$0	\$0	\$0	\$0	\$65,000	\$0	\$0	\$0	\$65,000	\$65,000
Design	\$0	\$0	\$0	\$0	\$5,000	\$0	\$0	\$0	\$5,000	\$5,000
Total	\$0	\$0	\$0	\$0	\$70,000	\$0	\$0	\$0	\$70,000	\$70,000

Funding

Funding Name	Source	Status*	Prior Funding	2021	Estimated Funding							Total
					2022	2023	2024	2025	2026	2027	6 Year Total	
Park Fund Capital	---	Unfunded	\$0	\$0	\$0	\$0	\$70,000	\$0	\$0	\$0	\$70,000	\$70,000
Total			\$0	\$0	\$0	\$0	\$70,000	\$0	\$0	\$0	\$70,000	\$70,000

- \*Status definitions
- Unidentified: Funding source has not yet been determined
  - Identified: Funding source has been found, but not yet requested
  - Applied: Grant or loan application has been submitted, or budget has been requested
  - Awarded: Grant or loan has been offered but the contract has not yet been signed or budget has not yet been approved by Council
  - Encumbered: Project contract has been signed and funds have been allocated to spend on the project

Ops - Liberty Park Playground Improvement

PKS-2012-316

Executive Summary

Relocate and renovate the liberty park playground to increase proximity to new park library. This playground is intended to be a 'spill-out' space for library users to play outside. Library project will construct new walkway to new proposed playground site.

Project Justification

Playground Safety & usability. Play equipment is well beyond design life in many parks.

*This project meets the following comprehensive plan goals and/or policies:*

PRESERVATION & CONSERVATION (PRS1), PARK & OPEN SPACE SYSTEM (PRS2), MAINTENANCE PROGRAM (PRS4), INDOOR/OUTDOOR REC (PRS5), COORDINATION & COOPERATION (PRS6), PARKS SERVICE QUALITY (PRS7) ADEQUATE PUBLIC FACILITIES & SERVICES (CFU1)

Location

Liberty Park

Liberty Park, Eastern portion near new proposed library

Project Status

Active

Ongoing

External Factors

Construction of the Liberty Park Library

Maintenance

*Maintenance of capital facilities, buildings and infrastructure has an impact on a Department's operating budget, and thus routine maintenance costs for new and ongoing projects are identified in the table below.*

	2022	2023	2024	2025	2026	2027	Total
Expected Annual Maintenance	\$0	\$0	\$0	\$0	\$0	\$0	\$0

Maintenance Comments

Parks and Recreation/Parks

Ops - Liberty Park Playground Improvement

PKS-2012-316

Spending

Project Phase	Prior Spending	2021	Estimated Spending							Total
			2022	2023	2024	2025	2026	2027	6 Year Total	
Construction	\$0	\$0	\$275,000	\$0	\$0	\$0	\$0	\$0	\$275,000	\$275,000
Total	\$0	\$0	\$275,000	\$0	\$0	\$0	\$0	\$0	\$275,000	\$275,000

Funding

Funding Name	Source	Status*	Prior Funding	2021	Estimated Funding							Total
					2022	2023	2024	2025	2026	2027	6 Year Total	
Library Fund	Local	Funded	\$0	\$0	\$225,000	\$0	\$0	\$0	\$0	\$0	\$225,000	\$225,000
Park Fund Capital	Local	Funded	\$0	\$0	\$50,000	\$0	\$0	\$0	\$0	\$0	\$50,000	\$50,000
Total			\$0	\$0	\$275,000	\$0	\$0	\$0	\$0	\$0	\$275,000	\$275,000

- \*Status definitions
- Unidentified: Funding source has not yet been determined
  - Identified: Funding source has been found, but not yet requested
  - Applied: Grant or loan application has been submitted, or budget has been requested
  - Awarded: Grant or loan has been offered but the contract has not yet been signed or budget has not yet been approved by Council
  - Encumbered: Project contract has been signed and funds have been allocated to spend on the project

Parks and Recreation/Parks

Ops - Manito Park Irrigation

PKS-2012-279

Executive Summary

Automate manual irrigation system in phased approach. Work with environmental programs to prioritize project and identify areas for water conservation. 2020 completed irrigation along entire eastern edge of park along Grand Avenue as a part of the 'parkwide water conservation' project.

Project Justification

More efficient and effective watering.

*This project meets the following comprehensive plan goals and/or policies:*

PRESERVATION & CONSERVATION (PRS1), PARK & OPEN SPACE SYSTEM (PRS2), MAINTENANCE PROGRAM (PRS4), INDOOR/OUTDOOR REC (PRS5), COORDINATION & COOPERATION (PRS6), PARKS SERVICE QUALITY (PRS7) ADEQUATE PUBLIC FACILITIES & SERVICES (CFU1), ENVIRONMENTAL CONCERNS (CFU5)

Location

Manito Park

Manito Park - 18th and Grand

Project Status

Active

Proposed

External Factors

N/A

Maintenance

*Maintenance of capital facilities, buildings and infrastructure has an impact on a Department’s operating budget, and thus routine maintenance costs for new and ongoing projects are identified in the table below.*

	2022	2023	2024	2025	2026	2027	Total
Expected Annual Maintenance	\$0	\$0	\$0	\$0	\$0	\$0	\$0

Maintenance Comments

Parks and Recreation/Parks

Ops - Manito Park Irrigation

PKS-2012-279

Spending

Project Phase	Prior Spending	2021	Estimated Spending							Total
			2022	2023	2024	2025	2026	2027	6 Year Total	
Construction	\$0	\$0	\$0	\$0	\$500,000	\$0	\$0	\$0	\$500,000	\$500,000
Design	\$18,000	\$0	\$0	\$20,000	\$0	\$0	\$0	\$0	\$20,000	\$38,000
Total	\$18,000	\$0	\$0	\$20,000	\$500,000	\$0	\$0	\$0	\$520,000	\$538,000

Funding

Funding Name	Source	Status*	Prior Funding	2021	Estimated Funding							Total
					2022	2023	2024	2025	2026	2027	6 Year Total	
Park Fund Capital	Identified	Funded	\$18,000	\$0	\$0	\$20,000	\$0	\$0	\$0	\$0	\$20,000	\$38,000
Unidentified	Unidentified	Unfunded	\$0	\$0	\$0	\$0	\$500,000	\$0	\$0	\$0	\$500,000	\$500,000
Total			\$18,000	\$0	\$0	\$20,000	\$500,000	\$0	\$0	\$0	\$520,000	\$538,000

- \*Status definitions
- Unidentified: Funding source has not yet been determined
  - Identified: Funding source has been found, but not yet requested
  - Applied: Grant or loan application has been submitted, or budget has been requested
  - Awarded: Grant or loan has been offered but the contract has not yet been signed or budget has not yet been approved by Council
  - Encumbered: Project contract has been signed and funds have been allocated to spend on the project

Ops - Meadowglen Park Development

PKS-2019-39

Executive Summary

Engage neighborhood to develop park master plan and construct park improvements within Meadowglen Park in North Indian Trail to serve the surrounding neighborhood. Master plan engagement will occur as a part of the Parks and Open Space Master Plan project.

Project Justification

The park needs of the North Indian Trail neighborhood is underserved when compared to other neighborhoods within Spokane. The neighborhood only has 1 existing park facility (Pacific Park) and over 650 households are outside of a 1/2 mile from any developed park space (including school district property). Development of the new park facility will create walkable park access to over 1,800 individuals.

*This project meets the following comprehensive plan goals and/or policies:*

PRESERVATION & CONSERVATION (PRS1), PARK & OPEN SPACE SYSTEM (PRS2), BIKE & PED CIRCULATION (PRS3), MAINTENANCE PROGRAM (PRS4), IND/OUTDOOR REC (PRS5), COORD. & COOPERATION (PRS6), PARKS SERVICE QUALITY (PRS7) ADEQUATE PUBLIC FACILITIES & SERVICES (CFU1), COORDINATION (CFU3).

Location

Meadowglen Park

10890 N. Indian Trail Road. Located at Indian Trail Road & Bedford Ave.

Project Status

Active

Proposed.

External Factors

State grant, local bond, or local impact fee funding is required to fund park development. State allocated \$77k in 2022 capital funding for additional project design.

Maintenance

*Maintenance of capital facilities, buildings and infrastructure has an impact on a Department's operating budget, and thus routine maintenance costs for new and ongoing projects are identified in the table below.*

	2022	2023	2024	2025	2026	2027	Total
Expected Annual Maintenance	\$0	\$0	\$0	\$0	\$0	\$0	\$0

Maintenance Comments

Parks and Recreation/Parks

Ops - Meadowglen Park Development

PKS-2019-39

Spending

Project Phase	Prior Spending	2021	Estimated Spending							Total
			2022	2023	2024	2025	2026	2027	6 Year Total	
Construction	\$0	\$0	\$0	\$0	\$5,000,000	\$0	\$0	\$0	\$5,000,000	\$5,000,000
Design	\$0	\$0	\$77,000	\$300,000	\$0	\$0	\$0	\$0	\$377,000	\$377,000
Planning	\$0	\$15,000	\$0	\$0	\$0	\$0	\$0	\$0	\$0	\$15,000
Total	\$0	\$15,000	\$77,000	\$300,000	\$5,000,000	\$0	\$0	\$0	\$5,377,000	\$5,392,000

Funding

Funding Name	Source	Status*	Prior Funding	2021	Estimated Funding							Total
					2022	2023	2024	2025	2026	2027	6 Year Total	
Grant - WWRP	State	Unfunded	\$0	\$0	\$0	\$0	\$2,500,000	\$0	\$0	\$0	\$2,500,000	\$2,500,000
Park Fund Capital	Local	Funded	\$0	\$15,000	\$0	\$300,000	\$2,500,000	\$0	\$0	\$0	\$2,800,000	\$2,815,000
State Allocation	State	Funded	\$0	\$0	\$77,000	\$0	\$0	\$0	\$0	\$0	\$77,000	\$77,000
Total			\$0	\$15,000	\$77,000	\$300,000	\$5,000,000	\$0	\$0	\$0	\$5,377,000	\$5,392,000

- \*Status definitions
- Unidentified: Funding source has not yet been determined
  - Identified: Funding source has been found, but not yet requested
  - Applied: Grant or loan application has been submitted, or budget has been requested
  - Awarded: Grant or loan has been offered but the contract has not yet been signed or budget has not yet been approved by Council
  - Encumbered: Project contract has been signed and funds have been allocated to spend on the project

Parks and Recreation/Parks

Ops - Park Irrigation Vaults

PKS-2017-53

Executive Summary

Replace antiquated irrigation vaults and associated plumbing. Bring vaults & associated equipment up to modern plumbing code. 2023 projects include Mission Park, Indian Trail Park, Manito Boulevard, and if funding permits - High Bridge Park.

Project Justification

Project replaces hazardous confined spaces with modern concrete vaults and brings associated irrigation backflow equipment up to code. Project conducted in conjunction with water department.

*This project meets the following comprehensive plan goals and/or policies:*

PARK & OPEN SPACE SYSTEM (PRS2), MAINTENANCE PROGRAM (PRS4), IND/OUTDOOR REC (PRS5), COORD. & COOPERATION (PRS6), PARKS SERVICE QUALITY (PRS7) ADEQUATE PUBLIC FACILITIES & SERVICES (CFU1), COORDINATION (CFU3), ENVIRONMENTAL CONCERNS (CFU5)

Location

Other Location

Various - System Wide

Project Status

Active

Ongoing

External Factors

Timing with work schedule between two groups: Water Dept. and Parks Dept.

Maintenance

*Maintenance of capital facilities, buildings and infrastructure has an impact on a Department's operating budget, and thus routine maintenance costs for new and ongoing projects are identified in the table below.*

	2022	2023	2024	2025	2026	2027	Total
Expected Annual Maintenance	\$0	\$0	\$0	\$0	\$0	\$0	\$0

Maintenance Comments

Spending

Project Phase	Prior Spending	2021	Estimated Spending							Total
			2022	2023	2024	2025	2026	2027	6 Year Total	
Construction	\$20,000	\$0	\$0	\$50,000	\$50,000	\$25,000	\$25,000	\$0	\$150,000	\$170,000
Total	\$20,000	\$0	\$0	\$50,000	\$50,000	\$25,000	\$25,000	\$0	\$150,000	\$170,000

Funding

Funding Name	Source	Status*	Prior Funding	2021	Estimated Funding							Total
					2022	2023	2024	2025	2026	2027	6 Year Total	
Park Fund Capital	Local	Funded	\$20,000	\$0	\$0	\$50,000	\$50,000	\$25,000	\$25,000	\$0	\$150,000	\$170,000
Total			\$20,000	\$0	\$0	\$50,000	\$50,000	\$25,000	\$25,000	\$0	\$150,000	\$170,000

- \*Status definitions
- Unidentified: Funding source has not yet been determined
  - Identified: Funding source has been found, but not yet requested
  - Applied: Grant or loan application has been submitted, or budget has been requested
  - Awarded: Grant or loan has been offered but the contract has not yet been signed or budget has not yet been approved by Council
  - Encumbered: Project contract has been signed and funds have been allocated to spend on the project

Parks and Recreation/Parks

Ops - Park System Lighting Upgrade

PKS-2014-101

Executive Summary

This project will upgrade existing lighting in parking lots and throughout the parks to modern, energy-efficient packages. Recent lighting technology have increased the financial incentives to modernize lighting.

Project Justification

We currently have outdated and expensive lighting at parking lots and ball fields throughout the parks

*This project meets the following comprehensive plan goals and/or policies:*

PARK & OPEN SPACE SYSTEM (PRS2), MAINTENANCE PROGRAM (PRS4), INDOOR/OUTDOOR RECREATION (CFU5), PARKS SERVICE QUALITY (PRS7) ADEQUATE PUBLIC FACILITIES & SERVICES (CFU1), COORDINATION (CFU3)

Location

Other Location

Various locations throughout the park system

Project Status

Active

Proposed

External Factors

None

Maintenance

*Maintenance of capital facilities, buildings and infrastructure has an impact on a Department’s operating budget, and thus routine maintenance costs for new and ongoing projects are identified in the table below.*

	2022	2023	2024	2025	2026	2027	Total
Expected Annual Maintenance	\$0	\$0	\$0	\$0	\$0	\$0	\$0

Maintenance Comments

Parks and Recreation/Parks

Ops - Park System Lighting Upgrade

PKS-2014-101

Spending

Project Phase	Prior Spending	2021	Estimated Spending							Total
			2022	2023	2024	2025	2026	2027	6 Year Total	
Construction	\$75,000	\$0	\$0	\$50,000	\$200,000	\$50,000	\$200,000	\$0	\$500,000	\$575,000
Total	\$75,000	\$0	\$0	\$50,000	\$200,000	\$50,000	\$200,000	\$0	\$500,000	\$575,000

Funding

Funding Name	Source	Status*	Prior Funding	2021	Estimated Funding							Total
					2022	2023	2024	2025	2026	2027	6 Year Total	
Park Fund Capital	Local	Funded	\$75,000	\$0	\$0	\$50,000	\$200,000	\$50,000	\$200,000	\$0	\$500,000	\$575,000
Total			\$75,000	\$0	\$0	\$50,000	\$200,000	\$50,000	\$200,000	\$0	\$500,000	\$575,000

- \*Status definitions
- Unidentified: Funding source has not yet been determined
  - Identified: Funding source has been found, but not yet requested
  - Applied: Grant or loan application has been submitted, or budget has been requested
  - Awarded: Grant or loan has been offered but the contract has not yet been signed or budget has not yet been approved by Council
  - Encumbered: Project contract has been signed and funds have been allocated to spend on the project

Ops - Park Trail Improvements - Latah Hangman Valley

PKS-2018-108

Executive Summary

This project would study and implement pedestrian and trail improvements on existing park property within High Bridge Park, Wentel Grant Park, Latah Creek Conservation, and the High Drive Bluff.

Project Justification

No plan exists for bikes and pedestrian connection.

*This project meets the following comprehensive plan goals and/or policies:*

PRESERVATION & CONSERVATION (PRS1), PARK & OPEN SPACE SYSTEM (PRS2), BICYCLE & PEDESTRIAN CIRCULATION (PRS3), MAINTENANCE PROGRAM (PRS4), COORDINATION & COOPERATION (PRS6), PARKS SERVICE QUALITY (PRS7) ADEQUATE PUBLIC FACILITIES & SERVICES (CFU1), COORDINATION (CFU3)

Location

Latah Creek Conservation

On Park Property between People's Park to Campion Park.

Project Status

Active

Proposed

External Factors

N/A

Maintenance

*Maintenance of capital facilities, buildings and infrastructure has an impact on a Department’s operating budget, and thus routine maintenance costs for new and ongoing projects are identified in the table below.*

	2022	2023	2024	2025	2026	2027	Total
Expected Annual Maintenance	\$0	\$0	\$0	\$0	\$0	\$0	\$0

Maintenance Comments

Parks and Recreation/Parks

Ops - Park Trail Improvements - Latah Hangman Valley

PKS-2018-108

Spending

Project Phase	Prior Spending	2021	Estimated Spending							Total
			2022	2023	2024	2025	2026	2027	6 Year Total	
Construction	\$0	\$0	\$0	\$0	\$0	\$0	\$150,000	\$0	\$150,000	\$150,000
Planning	\$0	\$0	\$0	\$0	\$0	\$20,000	\$50,000	\$0	\$70,000	\$70,000
Total	\$0	\$0	\$0	\$0	\$0	\$20,000	\$200,000	\$0	\$220,000	\$220,000

Funding

Funding Name	Source	Status*	Prior Funding	2021	Estimated Funding							Total
					2022	2023	2024	2025	2026	2027	6 Year Total	
Park Fund Capital	Identified	Unfunded	\$0	\$0	\$0	\$0	\$0	\$20,000	\$0	\$0	\$20,000	\$20,000
Unidentified	Unidentified	Unfunded	\$0	\$0	\$0	\$0	\$0	\$0	\$200,000	\$0	\$200,000	\$200,000
Total			\$0	\$0	\$0	\$0	\$0	\$20,000	\$200,000	\$0	\$220,000	\$220,000

\*Status definitions

- Unidentified: Funding source has not yet been determined
- Identified: Funding source has been found, but not yet requested
- Applied: Grant or loan application has been submitted, or budget has been requested
- Awarded: Grant or loan has been offered but the contract has not yet been signed or budget has not yet been approved by Council
- Encumbered: Project contract has been signed and funds have been allocated to spend on the project

Parks and Recreation/Parks

Ops - Park Wide Park Entries and Accessibility

PKS-2017-54

Executive Summary

Replace aging park identity signage and provide park entry improvements.

Project Justification

Existing park signs are deteriorating & need replacement. New signage may feature updating park branding and incorporate materials to better represent of individual neighborhoods.

*This project meets the following comprehensive plan goals and/or policies:*

PARK & OPEN SPACE SYSTEM (PRS2), BICYCLE & PEDESTRIAN CIRCULATION (PRS3), MAINTENANCE PROGRAM (PRS4), INDOOR/OUTDOOR REC (PRS5), COORDINATION & COOPERATION (PRS6), PARKS SERVICE QUALITY (PRS7) ADEQUATE PUBLIC FACILITIES & SERVICES (CFU1), COORDINATION (CFU3).

Location

Other Location

Various - System Wide

Project Status

Active

Ongoing

External Factors

Future bond funding availability.

Maintenance

*Maintenance of capital facilities, buildings and infrastructure has an impact on a Department’s operating budget, and thus routine maintenance costs for new and ongoing projects are identified in the table below.*

	2022	2023	2024	2025	2026	2027	Total
Expected Annual Maintenance	\$0	\$0	\$0	\$0	\$0	\$0	\$0

Maintenance Comments

Parks and Recreation/Parks

Ops - Park Wide Park Entries and Accessibility

PKS-2017-54

Spending

Project Phase	Prior Spending	2021	Estimated Spending							Total
			2022	2023	2024	2025	2026	2027	6 Year Total	
Construction	\$0	\$0	\$0	\$0	\$25,000	\$75,000	\$0	\$0	\$100,000	\$100,000
Total	\$0	\$0	\$0	\$0	\$25,000	\$75,000	\$0	\$0	\$100,000	\$100,000

Funding

Funding Name	Source	Status*	Prior Funding	2021	Estimated Funding							Total
					2022	2023	2024	2025	2026	2027	6 Year Total	
Park Fund Capital	Local	Funded	\$0	\$0	\$0	\$0	\$25,000	\$75,000	\$0	\$0	\$100,000	\$100,000
Total			\$0	\$0	\$0	\$0	\$25,000	\$75,000	\$0	\$0	\$100,000	\$100,000

- \*Status definitions
- Unidentified: Funding source has not yet been determined
  - Identified: Funding source has been found, but not yet requested
  - Applied: Grant or loan application has been submitted, or budget has been requested
  - Awarded: Grant or loan has been offered but the contract has not yet been signed or budget has not yet been approved by Council
  - Encumbered: Project contract has been signed and funds have been allocated to spend on the project

**Parks and Recreation/Parks**

**Ops - Park-Wide Irrigation Controller Upgrades**

PKS-2017-56

**Executive Summary**

Replace antiquated irrigation controllers and control wiring with modern ‘smart irrigation’ controllers. Add 1 flow sensing valve to each system.

**Project Justification**

To replace outdated equipment, limit wasted water due to pipe breaks and increase irrigation efficiency.

*This project meets the following comprehensive plan goals and/or policies:*

PARK & OPEN SPACE SYSTEM (PRS2), MAINTENANCE PROGRAM (PRS4), IND/OUTDOOR REC (PRS5), COORD. & COOPERATION (PRS6), PARKS SERVICE QUALITY (PRS7) ADEQUATE PUBLIC FACILITIES & SERVICES (CFU1), COORDINATION (CFU3), ENVIRO. CONCERNS (CFU5)

**Location**

Other Location

Various - System Wide

**Project Status**

Active

Ongoing

**External Factors**

Only parks with existing automated systems will receive new controllers. Parks with manual irrigation systems must be upgraded to automatic systems separately.

**Maintenance**

*Maintenance of capital facilities, buildings and infrastructure has an impact on a Department’s operating budget, and thus routine maintenance costs for new and ongoing projects are identified in the table below.*

	2022	2023	2024	2025	2026	2027	Total
Expected Annual Maintenance	\$0	\$0	\$0	\$0	\$0	\$0	\$0

**Maintenance Comments**

Parks and Recreation/Parks

Ops - Park-Wide Irrigation Controller Upgrades

PKS-2017-56

Spending

Project Phase	Prior Spending	2021	Estimated Spending							Total
			2022	2023	2024	2025	2026	2027	6 Year Total	
Purchases	\$40,000	\$20,000	\$10,000	\$30,000	\$30,000	\$30,000	\$30,000	\$0	\$130,000	\$190,000
Total	\$40,000	\$20,000	\$10,000	\$30,000	\$30,000	\$30,000	\$30,000	\$0	\$130,000	\$190,000

Funding

Funding Name	Source	Status*	Prior Funding	2021	Estimated Funding							Total
					2022	2023	2024	2025	2026	2027	6 Year Total	
Park Fund Capital	Local	Funded	\$40,000	\$0	\$0	\$30,000	\$30,000	\$30,000	\$30,000	\$0	\$120,000	\$160,000
WWM Ops	Local	Funded	\$0	\$20,000	\$10,000	\$0	\$0	\$0	\$0	\$0	\$10,000	\$30,000
Total			\$40,000	\$20,000	\$10,000	\$30,000	\$30,000	\$30,000	\$30,000	\$0	\$130,000	\$190,000

\*Status definitions

- Unidentified: Funding source has not yet been determined
- Identified: Funding source has been found, but not yet requested
- Applied: Grant or loan application has been submitted, or budget has been requested
- Awarded: Grant or loan has been offered but the contract has not yet been signed or budget has not yet been approved by Council
- Encumbered: Project contract has been signed and funds have been allocated to spend on the project

Ops - Playground Replacements

PKS-2020-56

Executive Summary

Replace play equipment and fall protection surfacing. Add accessible walkways and benches where needed. Future Park bond needed for major replacements (last major playground upgrade was in 1999).

Project Justification

Playground safety and usability. Play equipment is beyond design life in many parks.

*This project meets the following comprehensive plan goals and/or policies:*

PRESERVATION & CONSERVATION (PRS1), PARK & OPEN SPACE SYSTEM (PRS2), MAINTENANCE PROGRAM (PRS4), INDOOR/OUTDOOR REC (PRS5), COORDINATION & COOPERATION (PRS6), PARKS SERVICE QUALITY (PRS7) ADEQUATE PUBLIC FACILITIES & SERVICES (CFU1)

Location

Other Location

Various Parks

Project Status

Active

Ongoing

External Factors

Future bond funding availability.

Maintenance

*Maintenance of capital facilities, buildings and infrastructure has an impact on a Department’s operating budget, and thus routine maintenance costs for new and ongoing projects are identified in the table below.*

	2022	2023	2024	2025	2026	2027	Total
Expected Annual Maintenance	\$0	\$0	\$0	\$0	\$0	\$0	\$0

Maintenance Comments

Parks and Recreation/Parks

Ops - Playground Replacements

PKS-2020-56

Spending

Project Phase	Prior Spending	2021	Estimated Spending							Total
			2022	2023	2024	2025	2026	2027	6 Year Total	
Construction	\$360,000	\$160,000	\$0	\$200,000	\$100,000	\$100,000	\$200,000	\$0	\$600,000	\$1,120,000
Total	\$360,000	\$160,000	\$0	\$200,000	\$100,000	\$100,000	\$200,000	\$0	\$600,000	\$1,120,000

Funding

Funding Name	Source	Status*	Prior Funding	2021	Estimated Funding							Total
					2022	2023	2024	2025	2026	2027	6 Year Total	
General Fund	Local	Funded	\$0	\$160,000	\$0	\$0	\$0	\$0	\$0	\$0	\$0	\$160,000
Park Fund Capital	Local	Funded	\$360,000	\$0	\$0	\$200,000	\$100,000	\$100,000	\$200,000	\$0	\$600,000	\$960,000
Total			\$360,000	\$160,000	\$0	\$200,000	\$100,000	\$100,000	\$200,000	\$0	\$600,000	\$1,120,000

- \*Status definitions
- Unidentified: Funding source has not yet been determined
  - Identified: Funding source has been found, but not yet requested
  - Applied: Grant or loan application has been submitted, or budget has been requested
  - Awarded: Grant or loan has been offered but the contract has not yet been signed or budget has not yet been approved by Council
  - Encumbered: Project contract has been signed and funds have been allocated to spend on the project

**Parks and Recreation/Parks**  
**Ops - Sidewalk Replacement**

[BACK](#)

PKS-2012-327

**Executive Summary**

Replace cracked and heaved sidewalks. 2020-2024 will replace sections of damaged sidewalks & separate sidewalk from curbs system-wide to improved safety and accessibility.

**Project Justification**

Safety

*This project meets the following comprehensive plan goals and/or policies:*

PARK & OPEN SPACE SYSTEM (PRS2), BICYCLE & PEDESTRIAN CIRCULATION (PRS3), MAINTENANCE PROGRAM (PRS4), COORDINATION & COOPERATION (PRS6), PARKS SERVICE QUALITY (PRS7) ADEQUATE PUBLIC FACILITIES & SERVICES (CFU1)

**Location**

Other Location

Various locations throughout the system

**Project Status**

Active

Ongoing

**External Factors**

N/A

**Maintenance**

*Maintenance of capital facilities, buildings and infrastructure has an impact on a Department's operating budget, and thus routine maintenance costs for new and ongoing projects are identified in the table below.*

	2022	2023	2024	2025	2026	2027	Total
Expected Annual Maintenance	\$0	\$0	\$0	\$0	\$0	\$0	\$0

**Maintenance Comments**

Spending

Project Phase	Prior Spending	2021	Estimated Spending							Total
			2022	2023	2024	2025	2026	2027	6 Year Total	
Construction	\$80,000	\$0	\$0	\$20,000	\$30,000	\$30,000	\$30,000	\$0	\$110,000	\$190,000
Total	\$80,000	\$0	\$0	\$20,000	\$30,000	\$30,000	\$30,000	\$0	\$110,000	\$190,000

Funding

Funding Name	Source	Status*	Prior Funding	2021	Estimated Funding							Total
					2022	2023	2024	2025	2026	2027	6 Year Total	
Park Fund Capital	Local	Funded	\$80,000	\$0	\$0	\$20,000	\$30,000	\$30,000	\$30,000	\$0	\$110,000	\$190,000
Total			\$80,000	\$0	\$0	\$20,000	\$30,000	\$30,000	\$30,000	\$0	\$110,000	\$190,000

- \*Status definitions
- Unidentified: Funding source has not yet been determined
  - Identified: Funding source has been found, but not yet requested
  - Applied: Grant or loan application has been submitted, or budget has been requested
  - Awarded: Grant or loan has been offered but the contract has not yet been signed or budget has not yet been approved by Council
  - Encumbered: Project contract has been signed and funds have been allocated to spend on the project

Ops - Sky Prairie Ped/Bike Connection Plan

PKS-2015-132

Executive Summary

This project would hire a firm to formulate and finalize a plan to connect Sky Prairie Park with Austin Ravine. May be able to identify other funding sources to complete this project (Impact Fees).

Project Justification

No plan exists for bikes and pedestrian connection.

*This project meets the following comprehensive plan goals and/or policies:*

PRESERVATION & CONSERVATION (PRS1), PARK & OPEN SPACE SYSTEM (PRS2), BICYCLE & PEDESTRIAN CIRCULATION (PRS3), MAINTENANCE PROGRAM (PRS4), COORDINATION & COOPERATION (PRS6), PARKS SERVICE QUALITY (PRS7) ADEQUATE PUBLIC FACILITIES & SERVICES (CFU1), COORDINATION (CFU3)

Location

Sky Prairie Park  
Strong Road/Nettleton Ct

Project Status

Active  
Proposed

External Factors

N/A

Maintenance

*Maintenance of capital facilities, buildings and infrastructure has an impact on a Department’s operating budget, and thus routine maintenance costs for new and ongoing projects are identified in the table below.*

	2022	2023	2024	2025	2026	2027	Total
Expected Annual Maintenance	\$0	\$0	\$0	\$0	\$0	\$0	\$0

Maintenance Comments

Parks and Recreation/Parks

Ops - Sky Prairie Ped/Bike Connection Plan

PKS-2015-132

Spending

Project Phase	Prior Spending	2021	Estimated Spending							Total
			2022	2023	2024	2025	2026	2027	6 Year Total	
Construction	\$0	\$0	\$0	\$0	\$0	\$0	\$200,000	\$0	\$200,000	\$200,000
Planning	\$0	\$0	\$0	\$0	\$0	\$50,000	\$0	\$0	\$50,000	\$50,000
Total	\$0	\$0	\$0	\$0	\$0	\$50,000	\$200,000	\$0	\$250,000	\$250,000

Funding

Funding Name	Source	Status*	Prior Funding	2021	Estimated Funding							Total
					2022	2023	2024	2025	2026	2027	6 Year Total	
Park Fund Capital	Local	Funded	\$0	\$0	\$0	\$0	\$0	\$50,000	\$0	\$0	\$50,000	\$50,000
Unidentified	Unidentified	Unfunded	\$0	\$0	\$0	\$0	\$0	\$0	\$200,000	\$0	\$200,000	\$200,000
Total			\$0	\$0	\$0	\$0	\$0	\$50,000	\$200,000	\$0	\$250,000	\$250,000

- \*Status definitions
- Unidentified: Funding source has not yet been determined
  - Identified: Funding source has been found, but not yet requested
  - Applied: Grant or loan application has been submitted, or budget has been requested
  - Awarded: Grant or loan has been offered but the contract has not yet been signed or budget has not yet been approved by Council
  - Encumbered: Project contract has been signed and funds have been allocated to spend on the project

Rec - Dwight Merkel / Albi Stadium Replacement Coordination

PKS-2020-57

Executive Summary

This project is the City coordination for the replacement of Joe Albi Stadium and associated field space. Stadium replacement will be managed by the Spokane School District and may improve land owned by the City.

Project Justification

The stadium site is directly adjacent to the Dwight Merkel Sports Complex. Blending the two sites to ensure a seamless user experience requires coordination between the Spokane School District and Spokane Parks teams.

*This project meets the following comprehensive plan goals and/or policies:*

PARK & OPEN SPACE SYSTEM (PRS2), BICYCLE & PEDESTRIAN CIRCULATION (PRS3), MAINTENANCE PROGRAM (PRS4), INDOOR/OUTDOOR RECREATION (PRS5), COORD. & COOPERATION (PRS6), PARKS SERVICE QUALITY (PRS7) ADEQUATE PUBLIC FACILITIES & SERVICES (CFU1)

Location

Other Location

Joe Albi Stadium & Dwight Merkel Sports Complex

Project Status

Active

Ongoing

External Factors

Joint use agreement between Parks and the Spokane School District, placement of stadium, construction of the new school adjacent to the stadium. Stadium construction is anticipated to begin in 2021 and be completed in 2022.

Maintenance

*Maintenance of capital facilities, buildings and infrastructure has an impact on a Department’s operating budget, and thus routine maintenance costs for new and ongoing projects are identified in the table below.*

	2022	2023	2024	2025	2026	2027	Total
Expected Annual Maintenance	\$0	\$0	\$0	\$0	\$0	\$0	\$0

Maintenance Comments

Rec - Dwight Merkel / Albi Stadium Replacement Coordination

PKS-2020-57

Spending

Project Phase	Prior Spending	2021	Estimated Spending							Total
			2022	2023	2024	2025	2026	2027	6 Year Total	
Construction	\$0	\$0	\$0	\$0	\$0	\$0	\$0	\$0	\$0	\$0
Design	\$0	\$0	\$5,000	\$0	\$0	\$0	\$0	\$0	\$5,000	\$5,000
Total	\$0	\$0	\$5,000	\$0	\$0	\$0	\$0	\$0	\$5,000	\$5,000

Funding

Funding Name	Source	Status*	Prior Funding	2021	Estimated Funding							Total
					2022	2023	2024	2025	2026	2027	6 Year Total	
Park Fund Capital	Local	Funded	\$0	\$0	\$5,000	\$0	\$0	\$0	\$0	\$0	\$5,000	\$5,000
Total			\$0	\$0	\$5,000	\$0	\$0	\$0	\$0	\$0	\$5,000	\$5,000

\*Status definitions

- Unidentified: Funding source has not yet been determined
- Identified: Funding source has been found, but not yet requested
- Applied: Grant or loan application has been submitted, or budget has been requested
- Awarded: Grant or loan has been offered but the contract has not yet been signed or budget has not yet been approved by Council
- Encumbered: Project contract has been signed and funds have been allocated to spend on the project

Rec - Franklin Park Tennis/Pickleball Court Development

PKS-2017-59

Executive Summary

A Tennis and Pickleball Court development project. This project would include the resurfacing of the existing four tennis courts at the site for pickleball play. The project will also include new fencing, court striping, nets, site furnishings, drinking fountain, and accessible pathways.

Project Justification

No pickleball courts exist on Park property currently.

*This project meets the following comprehensive plan goals and/or policies:*

PARK & OPEN SPACE SYSTEM (PRS2), BIKE & PED CIRCULATION (PRS3), MAINTENANCE PROGRAM (PRS4), INDOOR/OUTDOOR RECREATION (PRS5), COORD. & COOPERATION (PRS6), PARKS SERVICE QUALITY (PRS7) ADEQUATE PUBLIC FACILITIES & SERVICES (CFU1), COORDINATION (CFU3)

Location

Franklin Park

Tennis Court at Franklin Park

Project Status

Active

Proposed

External Factors

Community priorities from Parks and Open Space Master Plan. RCO grant funding cycle

Maintenance

*Maintenance of capital facilities, buildings and infrastructure has an impact on a Department’s operating budget, and thus routine maintenance costs for new and ongoing projects are identified in the table below.*

	2022	2023	2024	2025	2026	2027	Total
Expected Annual Maintenance	\$0	\$0	\$0	\$0	\$0	\$0	\$0

Maintenance Comments

Parks and Recreation/Parks

Rec - Franklin Park Tennis/Pickleball Court Development

PKS-2017-59

Spending

Project Phase	Prior Spending	2021	Estimated Spending							Total
			2022	2023	2024	2025	2026	2027	6 Year Total	
Construction	\$0	\$0	\$0	\$500,000	\$0	\$0	\$0	\$0	\$500,000	\$500,000
Design	\$0	\$0	\$50,000	\$20,000	\$0	\$0	\$0	\$0	\$70,000	\$70,000
Total	\$0	\$0	\$50,000	\$520,000	\$0	\$0	\$0	\$0	\$570,000	\$570,000

Funding

Funding Name	Source	Status*	Prior Funding	2021	Estimated Funding							Total
					2022	2023	2024	2025	2026	2027	6 Year Total	
Grant - RCO	State	Unfunded	\$0	\$0	\$0	\$250,000	\$0	\$0	\$0	\$0	\$250,000	\$250,000
Park Fund Capital	Local	Funded	\$0	\$0	\$50,000	\$270,000	\$0	\$0	\$0	\$0	\$320,000	\$320,000
Total			\$0	\$0	\$50,000	\$520,000	\$0	\$0	\$0	\$0	\$570,000	\$570,000

- \*Status definitions
- Unidentified: Funding source has not yet been determined
  - Identified: Funding source has been found, but not yet requested
  - Applied: Grant or loan application has been submitted, or budget has been requested
  - Awarded: Grant or loan has been offered but the contract has not yet been signed or budget has not yet been approved by Council
  - Encumbered: Project contract has been signed and funds have been allocated to spend on the project

**Parks and Recreation/Parks**

**Rec - Franklin Park Youth Softball Field Light & Furnishings**

PKS-2017-64

**Executive Summary**

A project for new lighting and other amenities for Franklin Park Youth Softball Fields. Improvements include the lighting of two youth softball fields, new bleachers, site lighting, landscape improvements, and drinking fountains

**Project Justification**

No exclusive youth softball fields exist on Park property currently.

*This project meets the following comprehensive plan goals and/or policies:*

PARK & OPEN SPACE SYSTEM (PRS2),MAINTENANCE PROGRAM (PRS4), INDOOR/OUTDOOR RECREATION (PRS5), COORDINATION & COOPERATION (PRS6), PARKS SERVICE QUALITY (PRS7) ADEQUATE PUBLIC FACILITIES & SERVICES (CFU1), COORDINATION (CFU3)

**Location**

Franklin Park

Softball Complex at Franklin Park

**Project Status**

Active

Proposed

**External Factors**

N/A

**Maintenance**

*Maintenance of capital facilities, buildings and infrastructure has an impact on a Department’s operating budget, and thus routine maintenance costs for new and ongoing projects are identified in the table below.*

	2022	2023	2024	2025	2026	2027	Total
Expected Annual Maintenance	\$0	\$0	\$0	\$0	\$0	\$0	\$0

**Maintenance Comments**

Parks and Recreation/Parks

Rec - Franklin Park Youth Softball Field Light & Furnishings

PKS-2017-64

Spending

Project Phase	Prior Spending	2021	Estimated Spending							Total
			2022	2023	2024	2025	2026	2027	6 Year Total	
Construction	\$0	\$0	\$0	\$0	\$0	\$50,000	\$400,000	\$0	\$450,000	\$450,000
Design	\$0	\$0	\$0	\$0	\$10,000	\$25,000	\$0	\$0	\$35,000	\$35,000
Total	\$0	\$0	\$0	\$0	\$10,000	\$75,000	\$400,000	\$0	\$485,000	\$485,000

Funding

Funding Name	Source	Status*	Prior Funding	2021	Estimated Funding							Total
					2022	2023	2024	2025	2026	2027	6 Year Total	
Park Fund Capital	Local	Funded	\$0	\$0	\$0	\$0	\$10,000	\$25,000	\$0	\$0	\$35,000	\$35,000
Unidentified	Identified	Unfunded	\$0	\$0	\$0	\$0	\$0	\$50,000	\$400,000	\$0	\$450,000	\$450,000
Total			\$0	\$0	\$0	\$0	\$10,000	\$75,000	\$400,000	\$0	\$485,000	\$485,000

- \*Status definitions
- Unidentified: Funding source has not yet been determined
  - Identified: Funding source has been found, but not yet requested
  - Applied: Grant or loan application has been submitted, or budget has been requested
  - Awarded: Grant or loan has been offered but the contract has not yet been signed or budget has not yet been approved by Council
  - Encumbered: Project contract has been signed and funds have been allocated to spend on the project

Parks and Recreation/Parks

Rec - Minnehaha Trail Head/Parking Lot

PKS-2012-302

Executive Summary

This project will provide a parking area and trail head on the east end of Minnehaha Park for trail access to Beacon Hill for hiking and biking. It will reduce the need for the informal trail head access at Esmeralda Golf Course.

Project Justification

From the Beacon Hill plan the main parking area to access Beacon Hill was identified as Esmeralda Golf Course. Esmeralda is not a trail head location and by establishing a trail head parking area at Minnehaha we will be able to use the restroom that is already in place and have a better user experience for Beacon. Minnehaha is identified as the major access point to Beacon for mountain biking, hiking and trail running.

*This project meets the following comprehensive plan goals and/or policies:*

PARK & OPEN SPACE SYSTEM (PRS2), BICYCLE & PEDESTRIAN CIRCULATION (PRS3), INDOOR/OUTDOOR RECREATION (PRS5), COORDINATION & COOPERATION (PRS6), PARKS SERVICE QUALITY (PRS7) ADEQUATE PUBLIC FACILITIES & SERVICES (CFU1), ENVIRONMENTAL CONCERNS(CFU5)

Location

Minnehaha Park

Minnehaha Park - Euclid and Havana

Project Status

Active

Proposed

External Factors

Beacon Hill Land Acquisition (underway in 2020-2021)

Maintenance

*Maintenance of capital facilities, buildings and infrastructure has an impact on a Department's operating budget, and thus routine maintenance costs for new and ongoing projects are identified in the table below.*

	2022	2023	2024	2025	2026	2027	Total
Expected Annual Maintenance	\$0	\$0	\$0	\$0	\$0	\$0	\$0

Maintenance Comments

Parking would not need plowing since trails are not open for hiking or bike riding when snow covered.

Spending

Project Phase	Prior Spending	2021	Estimated Spending							Total
			2022	2023	2024	2025	2026	2027	6 Year Total	
Construction	\$0	\$0	\$0	\$0	\$0	\$0	\$500,000	\$0	\$500,000	\$500,000
Design	\$0	\$0	\$0	\$0	\$0	\$65,000	\$0	\$0	\$65,000	\$65,000
Planning	\$0	\$0	\$0	\$0	\$20,000	\$0	\$0	\$0	\$20,000	\$20,000
Total	\$0	\$0	\$0	\$0	\$20,000	\$65,000	\$500,000	\$0	\$585,000	\$585,000

Funding

Funding Name	Source	Status*	Prior Funding	2021	Estimated Funding							Total
					2022	2023	2024	2025	2026	2027	6 Year Total	
Grant - RCO LWCF	State	Unfunded	\$0	\$0	\$0	\$0	\$0	\$65,000	\$200,000	\$0	\$265,000	\$265,000
Grant - RCO WWRP	State	Unfunded	\$0	\$0	\$0	\$0	\$0	\$0	\$200,000	\$0	\$200,000	\$200,000
Park Fund Capital	Local	Funded	\$0	\$0	\$0	\$0	\$20,000	\$0	\$100,000	\$0	\$120,000	\$120,000
Total			\$0	\$0	\$0	\$0	\$20,000	\$65,000	\$500,000	\$0	\$585,000	\$585,000

\*Status definitions

- Unidentified: Funding source has not yet been determined
- Identified: Funding source has been found, but not yet requested
- Applied: Grant or loan application has been submitted, or budget has been requested
- Awarded: Grant or loan has been offered but the contract has not yet been signed or budget has not yet been approved by Council
- Encumbered: Project contract has been signed and funds have been allocated to spend on the project

Rec - Sekani Parking and Utility Improvements

PKS-2013-136

Executive Summary

Camp Sekani is a 238 acre multi-use park with scenic topography and proximity to the Spokane River. Usage of the park area is increasing and needs improved accessibility and parking. Utilities are lacking. Phase 1 design in 2023, Phase 1 construction in 2024, and future Phase design in 2026.

Project Justification

Current access is provided by a difficult to maintain dirt/gravel road. Also, storm water management and additional parking is needed. Upgrade storm water and lighting infrastructure to improve site drainage and security.

*This project meets the following comprehensive plan goals and/or policies:*

PARK & OPEN SPACE SYSTEM (PRS2), BICYCLE & PEDESTRIAN CIRCULATION (PRS3), MAINTENANCE PROGRAM (PRS4), COORDINATION & COOPERATION (PRS6), PARKS SERVICE QUALITY (PRS7) ADEQUATE PUBLIC FACILITIES & SERVICES (CFU1), COORDINATION (CFU3), ENVIRONMENTAL CONCERNS (CFU5)

Location

Camp Sekani Park

Camp Sekani

Project Status

Active

Proposed

External Factors

N/A

Maintenance

*Maintenance of capital facilities, buildings and infrastructure has an impact on a Department’s operating budget, and thus routine maintenance costs for new and ongoing projects are identified in the table below.*

	2022	2023	2024	2025	2026	2027	Total
Expected Annual Maintenance	\$0	\$0	\$0	\$0	\$0	\$0	\$0

Maintenance Comments

Parks and Recreation/Parks

Rec - Sekani Parking and Utility Improvements

PKS-2013-136

Spending

Project Phase	Prior Spending	2021	Estimated Spending							Total
			2022	2023	2024	2025	2026	2027	6 Year Total	
Construction	\$0	\$0	\$0	\$0	\$1,000,000	\$0	\$0	\$0	\$1,000,000	\$1,000,000
Design	\$0	\$0	\$0	\$50,000	\$50,000	\$0	\$30,000	\$0	\$130,000	\$130,000
Total	\$0	\$0	\$0	\$50,000	\$1,050,000	\$0	\$30,000	\$0	\$1,130,000	\$1,130,000

Funding

Funding Name	Source	Status*	Prior Funding	2021	Estimated Funding							Total
					2022	2023	2024	2025	2026	2027	6 Year Total	
Grant - RCO LWCF	State	Unfunded	\$0	\$0	\$0	\$0	\$500,000	\$0	\$0	\$0	\$500,000	\$500,000
Park Fund Capital	Local	Funded	\$0	\$0	\$0	\$50,000	\$550,000	\$0	\$30,000	\$0	\$630,000	\$630,000
Total			\$0	\$0	\$0	\$50,000	\$1,050,000	\$0	\$30,000	\$0	\$1,130,000	\$1,130,000

- \*Status definitions
- Unidentified: Funding source has not yet been determined
  - Identified: Funding source has been found, but not yet requested
  - Applied: Grant or loan application has been submitted, or budget has been requested
  - Awarded: Grant or loan has been offered but the contract has not yet been signed or budget has not yet been approved by Council
  - Encumbered: Project contract has been signed and funds have been allocated to spend on the project

**Parks and Recreation/Parks**

**Rec - Thornton Murphy Youth Baseball Renovation Project**

PKS-2017-63

**Executive Summary**

Renovation of two Youth Baseball Fields that will include a complete reconditioning of the playing surface, new backstops, bleachers and other site furnishings, accessible pathways and drinking fountains

**Project Justification**

Current fields cannot meet the demand.

*This project meets the following comprehensive plan goals and/or policies:*

PARK & OPEN SPACE SYSTEM (PRS2), MAINTENANCE PROGRAM (PRS4), INDOOR/OUTDOOR RECREATION (PRS5), COORDINATION & COOPERATION (PRS6), PARKS SERVICE QUALITY (PRS7) ADEQUATE PUBLIC FACILITIES & SERVICES (CFU1), COORDINATION (CFU3).

**Location**

Thornton Murphy Park

Thornton Murphy Park

**Project Status**

Active

Proposed

**External Factors**

Grant Funding

**Maintenance**

*Maintenance of capital facilities, buildings and infrastructure has an impact on a Department’s operating budget, and thus routine maintenance costs for new and ongoing projects are identified in the table below.*

	2022	2023	2024	2025	2026	2027	Total
Expected Annual Maintenance	\$0	\$0	\$0	\$0	\$0	\$0	\$0

**Maintenance Comments**

Parks and Recreation/Parks

Rec - Thornton Murphy Youth Baseball Renovation Project

PKS-2017-63

Spending

Project Phase	Prior Spending	2021	Estimated Spending							Total
			2022	2023	2024	2025	2026	2027	6 Year Total	
Construction	\$0	\$0	\$0	\$0	\$0	\$500,000	\$0	\$0	\$500,000	\$500,000
Design	\$0	\$0	\$0	\$0	\$50,000	\$0	\$0	\$0	\$50,000	\$50,000
Total	\$0	\$0	\$0	\$0	\$50,000	\$500,000	\$0	\$0	\$550,000	\$550,000

Funding

Funding Name	Source	Status*	Prior Funding	2021	Estimated Funding							Total
					2022	2023	2024	2025	2026	2027	6 Year Total	
Grant - RCO	Identified	Unfunded	\$0	\$0	\$0	\$0	\$0	\$250,000	\$0	\$0	\$250,000	\$250,000
Park Fund Capital	Local	Funded	\$0	\$0	\$0	\$0	\$50,000	\$250,000	\$0	\$0	\$300,000	\$300,000
Total			\$0	\$0	\$0	\$0	\$50,000	\$500,000	\$0	\$0	\$550,000	\$550,000

- \*Status definitions
- Unidentified: Funding source has not yet been determined
  - Identified: Funding source has been found, but not yet requested
  - Applied: Grant or loan application has been submitted, or budget has been requested
  - Awarded: Grant or loan has been offered but the contract has not yet been signed or budget has not yet been approved by Council
  - Encumbered: Project contract has been signed and funds have been allocated to spend on the project

Executive Summary

This project extends bullpen fences, adds soil amenities and adds permanent storage facilities with electricity at all sites. 2024 & 2025 will focus on Comstock Park and Thornton Murphy fields.

Project Justification

Storage is limited and bull pens are too short, causing safety issues. Infields are not level and soil is too dry for playability.

*This project meets the following comprehensive plan goals and/or policies:*

PARK & OPEN SPACE SYSTEM (PRS2), BICYCLE & PEDESTRIAN CIRCULATION (PRS3), INDOOR/OUTDOOR RECREATION (PRS5), COORDINATION & COOPERATION (PRS6), PARKS SERVICE QUALITY (PRS7) ADEQUATE PUBLIC FACILITIES & SERVICES (CFU1), ENVIRONMENTAL CONCERNS(CFU5)

Location

Other Location  
All sports fields: BA Clark, Chief Garry, Liberty, Merkel and Underhill ball fields.

Project Status

Active  
Proposed

External Factors

None

Maintenance

*Maintenance of capital facilities, buildings and infrastructure has an impact on a Department's operating budget, and thus routine maintenance costs for new and ongoing projects are identified in the table below.*

	2022	2023	2024	2025	2026	2027	Total
Expected Annual Maintenance	\$0	\$0	\$0	\$0	\$0	\$0	\$0

Maintenance Comments

Parks and Recreation/Parks

Rec - Youth Baseball Field Improvements

PKS-2015-66

Spending

Project Phase	Prior Spending	2021	Estimated Spending							Total
			2022	2023	2024	2025	2026	2027	6 Year Total	
Construction	\$75,000	\$0	\$0	\$0	\$50,000	\$50,000	\$0	\$0	\$100,000	\$175,000
Total	\$75,000	\$0	\$0	\$0	\$50,000	\$50,000	\$0	\$0	\$100,000	\$175,000

Funding

Funding Name	Source	Status*	Prior Funding	2021	Estimated Funding							Total
					2022	2023	2024	2025	2026	2027	6 Year Total	
Park Fund Capital	Local	Funded	\$75,000	\$0	\$0	\$0	\$50,000	\$50,000	\$0	\$0	\$100,000	\$175,000
Total			\$75,000	\$0	\$0	\$0	\$50,000	\$50,000	\$0	\$0	\$100,000	\$175,000

- \*Status definitions
- Unidentified: Funding source has not yet been determined
  - Identified: Funding source has been found, but not yet requested
  - Applied: Grant or loan application has been submitted, or budget has been requested
  - Awarded: Grant or loan has been offered but the contract has not yet been signed or budget has not yet been approved by Council
  - Encumbered: Project contract has been signed and funds have been allocated to spend on the project

**Parks and Recreation/Parks**  
**RFP - Non-Bond Projects**  
PKS-2014-201

**Executive Summary**

Misc. projects that meet the park improvement mission, addressing issues not covered in bond. 2022 projects may include east Havermale dog park, north bank dog park grants, park campaign donations, and may include pavilion minor mod's, Red Wagon paint, Lilac Bowl irrigation and pavement repairs.

**Project Justification**

Many projects are needed to improve areas of the park not addressed by bond funds.

*This project meets the following comprehensive plan goals and/or policies:*

PRESERVATION & CONSERVATION (PRS1), PARK & OPEN SPACE SYSTEM (PRS2), BIKE & PED CIRCULATION (PRS3), MAINTENANCE PROGRAM (PRS4), IND/OUTDOOR REC (PRS5), COORD. & COOPERATION (PRS6), PARKS SERVICE QUALITY (PRS7) ADEQUATE PUBLIC FACILITIES & SERVICES (CFU1), COORDINATION (CFU3), ENVIRO. CONCERNS (CFU5)

**Location**

Riverfront Park  
Riverfront Park - Spokane Falls Blvd and Stevens

**Project Status**

Active  
Ongoing

**External Factors**

Funding

**Maintenance**

*Maintenance of capital facilities, buildings and infrastructure has an impact on a Department's operating budget, and thus routine maintenance costs for new and ongoing projects are identified in the table below.*

	2022	2023	2024	2025	2026	2027	Total
Expected Annual Maintenance	\$0	\$0	\$0	\$0	\$0	\$0	\$0

**Maintenance Comments**

Parks and Recreation/Parks

RFP - Non-Bond Projects

PKS-2014-201

Spending

Project Phase	Prior Spending	2021	Estimated Spending							Total
			2022	2023	2024	2025	2026	2027	6 Year Total	
Construction	\$5,449,000	\$515,000	\$0	\$0	\$0	\$0	\$0	\$0	\$0	\$5,964,000
Design	\$50,000	\$0	\$250,000	\$0	\$0	\$0	\$0	\$0	\$250,000	\$300,000
Total	\$5,499,000	\$515,000	\$250,000	\$0	\$0	\$0	\$0	\$0	\$250,000	\$6,264,000

Funding

Funding Name	Source	Status*	Prior Funding	2021	Estimated Funding							Total
					2022	2023	2024	2025	2026	2027	6 Year Total	
Arterial Street Fund	Local	Funded	\$469,000	\$0	\$0	\$0	\$0	\$0	\$0	\$0	\$0	\$469,000
Donation - Parks Foundation	Private	Funded	\$3,150,000	\$420,000	\$250,000	\$0	\$0	\$0	\$0	\$0	\$250,000	\$3,820,000
Grant - EPA	Federal	Funded	\$200,000	\$0	\$0	\$0	\$0	\$0	\$0	\$0	\$0	\$200,000
Grant - Innovia Foundation	Private	Funded	\$0	\$25,000	\$0	\$0	\$0	\$0	\$0	\$0	\$0	\$25,000
Grant - RCO LWCF	State	Funded	\$450,000	\$50,000	\$0	\$0	\$0	\$0	\$0	\$0	\$0	\$500,000
Park Fund Capital	Local	Funded	\$1,230,000	\$20,000	\$0	\$0	\$0	\$0	\$0	\$0	\$0	\$1,250,000
Total			\$5,499,000	\$515,000	\$250,000	\$0	\$0	\$0	\$0	\$0	\$250,000	\$6,264,000

\*Status definitions

- Unidentified: Funding source has not yet been determined
- Identified: Funding source has been found, but not yet requested
- Applied: Grant or loan application has been submitted, or budget has been requested
- Awarded: Grant or loan has been offered but the contract has not yet been signed or budget has not yet been approved by Council
- Encumbered: Project contract has been signed and funds have been allocated to spend on the project

**Parks and Recreation/Parks**  
**RFP - North Suspension Bridge**  
PKS-2019-33

**Executive Summary**

The project renovates the north riverfront park suspension bridge and vault lids, and the walkway on snx? mene. North bridge replacement is a critical priority.

**Project Justification**

The bridge has exceeded its design life and is currently closed to the public due to deck damage. Bridge railings do not meet modern guardrail standards, bridge deck framing is heavily corroded, and electrical components beneath bridge cannot be properly maintained. Sections of bridge decking are failing yearly.

*This project meets the following comprehensive plan goals and/or policies:*

PRESERVATION & CONSERVATION (PRS1), PARK & OPEN SPACE SYSTEM (PRS2), BIKE & PED CIRCULATION (PRS3), MAINTENANCE PROGRAM (PRS4), IND/OUTDOOR REC (PRS5), COORD. & COOPERATION (PRS6), PARKS SERVICE QUALITY (PRS7) ADEQUATE PUBLIC FACILITIES & SERVICES (CFU1), COORDINATION (CFU3)

**Location**

Riverfront Park  
Riverfront Park, spanning north channel of Spokane river from snx? mene island to North Bank.

**Project Status**

Active  
Proposed.

**External Factors**

Fall Weather may slightly affect bridge construction.

**Maintenance**

*Maintenance of capital facilities, buildings and infrastructure has an impact on a Department's operating budget, and thus routine maintenance costs for new and ongoing projects are identified in the table below.*

	2022	2023	2024	2025	2026	2027	Total
Expected Annual Maintenance	\$0	\$0	\$0	\$0	\$0	\$0	\$0

**Maintenance Comments**

Parks is coordinating with streets department to develop cooperative park bridge maintenance program. 'city strategic funds' in account 1950 were transferred from arterial street fund to park fund 1950 account in 2019.

Parks and Recreation/Parks

RFP - North Suspension Bridge

PKS-2019-33

Spending

Project Phase	Prior Spending	2021	Estimated Spending							Total
			2022	2023	2024	2025	2026	2027	6 Year Total	
Construction	\$0	\$2,360,000	\$180,000	\$0	\$0	\$0	\$0	\$0	\$180,000	\$2,540,000
Design	\$208,000	\$340,000	\$20,000	\$0	\$0	\$0	\$0	\$0	\$20,000	\$568,000
Total	\$208,000	\$2,700,000	\$200,000	\$0	\$0	\$0	\$0	\$0	\$200,000	\$3,108,000

Funding

Funding Name	Source	Status*	Prior Funding	2021	Estimated Funding							Total
					2022	2023	2024	2025	2026	2027	6 Year Total	
2014 Park Bond	Local	Funded	\$0	\$415,000	\$0	\$0	\$0	\$0	\$0	\$0	\$0	\$415,000
City Strategic Allocation	Local	Funded	\$0	\$1,000,000	\$0	\$0	\$0	\$0	\$0	\$0	\$0	\$1,000,000
Donation - Local Utility	Local	Funded	\$208,000	\$0	\$0	\$0	\$0	\$0	\$0	\$0	\$0	\$208,000
Grant - RCO ALEA	State	Funded	\$0	\$500,000	\$0	\$0	\$0	\$0	\$0	\$0	\$0	\$500,000
Grant - WQTIF	Local	Funded	\$0	\$500,000	\$0	\$0	\$0	\$0	\$0	\$0	\$0	\$500,000
Park Fund Capital	Local	Funded	\$0	\$285,000	\$200,000	\$0	\$0	\$0	\$0	\$0	\$200,000	\$485,000
Total			\$208,000	\$2,700,000	\$200,000	\$0	\$0	\$0	\$0	\$0	\$200,000	\$3,108,000

- \*Status definitions
- Unidentified: Funding source has not yet been determined
  - Identified: Funding source has been found, but not yet requested
  - Applied: Grant or loan application has been submitted, or budget has been requested
  - Awarded: Grant or loan has been offered but the contract has not yet been signed or budget has not yet been approved by Council
  - Encumbered: Project contract has been signed and funds have been allocated to spend on the project

Parks and Recreation/Parks

RFP - South Suspension Bridge

PKS-2020-43

Executive Summary

The project will renovate the south Riverfront Park suspension bridge deck. South bridge replacement is secondary to the renovation of the north suspension bridge.

Project Justification

The bridge has exceeded its design life and requires increased annual maintenance to keep the bridge open to the public, requiring increased frequency of periodic closures to the public. Bridge railings do not meet modern guardrail standards, bridge deck framing is heavily corroded, and electrical components beneath bridge cannot be properly maintained. Sections of bridge decking are failing yearly.

*This project meets the following comprehensive plan goals and/or policies:*

PRESERVATION & CONSERVATION (PRS1), PARK & OPEN SPACE SYSTEM (PRS2), BIKE & PED CIRCULATION (PRS3), MAINTENANCE PROGRAM (PRS4), IND/OUTDOOR REC (PRS5), COORD. & COOPERATION (PRS6), PARKS SERVICE QUALITY (PRS7) ADEQUATE PUBLIC FACILITIES & SERVICES (CFU1), COORDINATION (CFU3)

Location

Riverfront Park

Riverfront Park, spanning south channel of the Spokane River from West Havermale Playground to snx? mene? island.

Project Status

Active

Proposed.

External Factors

National Park Service grant funding, north suspension bridge project construction, local match funding, and Post Street bridge construction.

Maintenance

*Maintenance of capital facilities, buildings and infrastructure has an impact on a Department’s operating budget, and thus routine maintenance costs for new and ongoing projects are identified in the table below.*

	2022	2023	2024	2025	2026	2027	Total
Expected Annual Maintenance	\$0	\$0	\$0	\$0	\$0	\$0	\$0

Maintenance Comments

Parks is coordinating with Streets department to develop cooperative park bridge maintenance program.

Spending

Project Phase	Prior Spending	2021	Estimated Spending							Total
			2022	2023	2024	2025	2026	2027	6 Year Total	
Construction	\$0	\$0	\$0	\$2,100,000	\$110,000	\$0	\$0	\$0	\$2,210,000	\$2,210,000
Design	\$0	\$0	\$50,000	\$200,000	\$0	\$0	\$0	\$0	\$250,000	\$250,000
Total	\$0	\$0	\$50,000	\$2,300,000	\$110,000	\$0	\$0	\$0	\$2,460,000	\$2,460,000

Funding

Funding Name	Source	Status*	Prior Funding	2021	Estimated Funding							Total
					2022	2023	2024	2025	2026	2027	6 Year Total	
Grant - LWCF OLRP	Federal	Unfunded	\$0	\$0	\$0	\$765,000	\$85,000	\$0	\$0	\$0	\$850,000	\$850,000
Park Fund Capital	Local	Funded	\$0	\$0	\$50,000	\$1,000,000	\$25,000	\$0	\$0	\$0	\$1,075,000	\$1,075,000
Unidentified	---	Unfunded	\$0	\$0	\$0	\$535,000	\$0	\$0	\$0	\$0	\$535,000	\$535,000
Total			\$0	\$0	\$50,000	\$2,300,000	\$110,000	\$0	\$0	\$0	\$2,460,000	\$2,460,000

\*Status definitions

- Unidentified: Funding source has not yet been determined
- Identified: Funding source has been found, but not yet requested
- Applied: Grant or loan application has been submitted, or budget has been requested
- Awarded: Grant or loan has been offered but the contract has not yet been signed or budget has not yet been approved by Council
- Encumbered: Project contract has been signed and funds have been allocated to spend on the project

Parks and Recreation/Parks

UF - Finch Arboretum Entrance Improvements

PKS-2017-58

Executive Summary

Phase 1 Improve access drive from Sunset Highway toward arboretum entrance - completed in 2019 as part of Sunset Ave. Rebuild. Phase 2 - Install entry monument and landscaping to Finch Arboretum along Sunset Boulevard.

Project Justification

Enhance signage to Arboretum entry. Facility currently lacks notable signage along Sunset Blvd. and improvement will better announce facility to users and passers-by. Perform work after Sunset Blvd rebuild.

*This project meets the following comprehensive plan goals and/or policies:*

PARK & OPEN SPACE SYSTEM (PRS2), BIKE & PED CIRCULATION (PRS3), MAINTENANCE PROGRAM (PRS4), INDOOR/OUTDOOR RECREATION (PRS5), COORDINATION & COOPERATION (PRS6), PARKS SERVICE QUALITY (PRS7) ADEQUATE PUBLIC FACILITIES & SERVICES (CFU1), COORDINATION (CFU3)

Location

Finch Arboretum  
3404 W Woodland Blvd, Spokane, WA 99224

Project Status

Active  
Proposed

External Factors

Sunset Boulevard improvements.

Maintenance

*Maintenance of capital facilities, buildings and infrastructure has an impact on a Department's operating budget, and thus routine maintenance costs for new and ongoing projects are identified in the table below.*

	2022	2023	2024	2025	2026	2027	Total
Expected Annual Maintenance	\$0	\$0	\$0	\$0	\$0	\$0	\$0

Maintenance Comments

Parks and Recreation/Parks

UF - Finch Arboretum Entrance Improvements

PKS-2017-58

Spending

Project Phase	Prior Spending	2021	Estimated Spending							Total
			2022	2023	2024	2025	2026	2027	6 Year Total	
Construction	\$35,000	\$0	\$0	\$0	\$0	\$0	\$130,000	\$0	\$130,000	\$165,000
Design	\$5,000	\$0	\$0	\$0	\$0	\$20,000	\$0	\$0	\$20,000	\$25,000
Total	\$40,000	\$0	\$0	\$0	\$0	\$20,000	\$130,000	\$0	\$150,000	\$190,000

Funding

Funding Name	Source	Status*	Prior Funding	2021	Estimated Funding							Total
					2022	2023	2024	2025	2026	2027	6 Year Total	
Park Fund Capital	---	Funded	\$5,000	\$0	\$0	\$0	\$0	\$20,000	\$0	\$0	\$150,000	\$155,000
Total			\$40,000	\$0	\$0	\$0	\$0	\$20,000	\$130,000	\$0	\$150,000	\$190,000

- \*Status definitions
- Unidentified: Funding source has not yet been determined
  - Identified: Funding source has been found, but not yet requested
  - Applied: Grant or loan application has been submitted, or budget has been requested
  - Awarded: Grant or loan has been offered but the contract has not yet been signed or budget has not yet been approved by Council
  - Encumbered: Project contract has been signed and funds have been allocated to spend on the project

Parks and Recreation/Parks

UF - Finch Arboretum Irrigation

PKS-2012-213

Executive Summary

Automate manual irrigation system in multi-phased approach.

Project Justification

More efficient and effective watering. Existing infrastructure has exceeded its 50 year lifespan.

*This project meets the following comprehensive plan goals and/or policies:*

PRESERVATION & CONSERVATION (PRS1), PARK & OPEN SPACE SYSTEM (PRS2), MAINTENANCE PROGRAM (PRS4), INDOOR/OUTDOOR RECREATION (PRS5), COORD. & COOPERATION (PRS6), PARKS SERVICE QUALITY (PRS7) ADEQUATE PUBLIC FACILITIES & SERVICES (CFU1), ENVIRONMENTAL CONCERNS (CFU5)

Location

Finch Arboretum

Finch Arboretum - Woodland Blvd and F

Project Status

Active

Proposed

External Factors

N/A

Maintenance

*Maintenance of capital facilities, buildings and infrastructure has an impact on a Department’s operating budget, and thus routine maintenance costs for new and ongoing projects are identified in the table below.*

	2022	2023	2024	2025	2026	2027	Total
Expected Annual Maintenance	\$0	\$0	\$0	\$0	\$0	\$0	\$0

Maintenance Comments

Parks and Recreation/Parks

UF - Finch Arboretum Irrigation

PKS-2012-213

Spending

Project Phase	Prior Spending	2021	Estimated Spending							Total
			2022	2023	2024	2025	2026	2027	6 Year Total	
Construction	\$0	\$0	\$0	\$0	\$0	\$0	\$0	\$0	\$0	\$0
Design	\$0	\$0	\$0	\$0	\$0	\$0	\$40,000	\$0	\$40,000	\$40,000
Total	\$0	\$0	\$0	\$0	\$0	\$0	\$40,000	\$0	\$40,000	\$40,000

Funding

Funding Name	Source	Status*	Prior Funding	2021	Estimated Funding							Total
					2022	2023	2024	2025	2026	2027	6 Year Total	
Park Fund Capital	Local	Funded	\$0	\$0	\$0	\$0	\$0	\$0	\$40,000	\$0	\$40,000	\$40,000
Total			\$0	\$0	\$0	\$0	\$0	\$0	\$40,000	\$0	\$40,000	\$40,000

- \*Status definitions
- Unidentified: Funding source has not yet been determined
  - Identified: Funding source has been found, but not yet requested
  - Applied: Grant or loan application has been submitted, or budget has been requested
  - Awarded: Grant or loan has been offered but the contract has not yet been signed or budget has not yet been approved by Council
  - Encumbered: Project contract has been signed and funds have been allocated to spend on the project

UF - Finch Arboretum Master Plan Priority Projects

PKS-2018-67

Executive Summary

Hire consultants and contractors to further study and implement improvements recommended in the recently completed Finch Arboretum Master Plan. Improvements may include new paths, plant collections & exhibits, drainage & infrastructure upgrades,

Project Justification

Implement priority arboretum improvements to improve user experience and provide additional arboretum amenities.

*This project meets the following comprehensive plan goals and/or policies:*

PRESERVATION & CONSERVATION (PRS1), PARK & OPEN SPACE SYSTEM (PRS2), BICYCLE & PEDESTRIAN CIRCULATION (PRS3), MAINTENANCE PROGRAM (PRS4), COORDINATION & COOPERATION (PRS6), PARKS SERVICE QUALITY (PRS7) ADEQUATE PUBLIC FACILITIES & SERVICES (CFU1)

Location

Finch Arboretum

Finch Arboretum Property and Street Tree Exhibit along Woodland Boulevard.

Project Status

Active

Proposed

External Factors

N/A

Maintenance

*Maintenance of capital facilities, buildings and infrastructure has an impact on a Department’s operating budget, and thus routine maintenance costs for new and ongoing projects are identified in the table below.*

	2022	2023	2024	2025	2026	2027	Total
Expected Annual Maintenance	\$0	\$0	\$0	\$0	\$0	\$0	\$0

Maintenance Comments

Parks and Recreation/Parks

UF - Finch Arboretum Master Plan Priority Projects

PKS-2018-67

Spending

Project Phase	Prior Spending	2021	Estimated Spending							Total
			2022	2023	2024	2025	2026	2027	6 Year Total	
Construction	\$0	\$0	\$0	\$0	\$100,000	\$0	\$0	\$0	\$100,000	\$100,000
Planning	\$0	\$0	\$0	\$25,000	\$0	\$0	\$25,000	\$0	\$50,000	\$50,000
Total	\$0	\$0	\$0	\$25,000	\$100,000	\$0	\$25,000	\$0	\$150,000	\$150,000

Funding

Funding Name	Source	Status*	Prior Funding	2021	Estimated Funding							Total
					2022	2023	2024	2025	2026	2027	6 Year Total	
Park Fund Capital	Local	Funded	\$0	\$0	\$0	\$25,000	\$100,000	\$0	\$25,000	\$0	\$150,000	\$150,000
Total			\$0	\$0	\$0	\$25,000	\$100,000	\$0	\$25,000	\$0	\$150,000	\$150,000

- \*Status definitions
- Unidentified: Funding source has not yet been determined
  - Identified: Funding source has been found, but not yet requested
  - Applied: Grant or loan application has been submitted, or budget has been requested
  - Awarded: Grant or loan has been offered but the contract has not yet been signed or budget has not yet been approved by Council
  - Encumbered: Project contract has been signed and funds have been allocated to spend on the project

Parks and Recreation/Parks

UF - Riverfront 2:1 Tree Replacement (Parkwide)

PKS-2018-107

Executive Summary

The 2014 riverfront park bond requires a 2:1 replacement ratio for trees removed as a part of the Riverfront renovation. Replacement trees may be installed on any park land within the City of Spokane Park system. This project will locate and install the plantings over several years.

Project Justification

Meet obligation to 2014 bond by installing additional trees.

*This project meets the following comprehensive plan goals and/or policies:*

URBAN FOREST (NE12), NATURAL AESTHETICS (NE15), NEIGHBORHOOD DEVELOPMENT (N2),PARK & OPEN SPACE SYSTEM (PRS2), MAINTENANCE PROGRAM (PRS4), INDOOR/OUTDOOR RECREATION (PRS5), COORDINATION AND COOPERATION (PRS6), PARKS SERVICE QUALITY (PRS7) ADEQUATE PUBLIC FACILITIES & SERVICES (CFU1),

Location

Other Location

Various Parks throughout Spokane

Project Status

Active

Proposed

External Factors

Maintenance

*Maintenance of capital facilities, buildings and infrastructure has an impact on a Department’s operating budget, and thus routine maintenance costs for new and ongoing projects are identified in the table below.*

	2022	2023	2024	2025	2026	2027	Total
Expected Annual Maintenance	\$0	\$0	\$0	\$0	\$0	\$0	\$0

Maintenance Comments

2021 project funds planting as a part of West Centennial Trail Gap project.

Parks and Recreation/Parks

UF - Riverfront 2:1 Tree Replacement (Parkwide)

PKS-2018-107

Spending

Project Phase	Prior Spending	2021	Estimated Spending							Total
			2022	2023	2024	2025	2026	2027	6 Year Total	
Construction	\$0	\$33,600	\$67,000	\$67,000	\$33,400	\$0	\$0	\$0	\$167,400	\$201,000
Design	\$0	\$0	\$0	\$0	\$0	\$0	\$0	\$0	\$0	\$0
Total	\$0	\$33,600	\$67,000	\$67,000	\$33,400	\$0	\$0	\$0	\$167,400	\$201,000

Funding

Funding Name	Source	Status*	Prior Funding	2021	Estimated Funding							Total
					2022	2023	2024	2025	2026	2027	6 Year Total	
Park Fund Capital	Local	Funded	\$0	\$33,600	\$67,000	\$67,000	\$33,400	\$0	\$0	\$0	\$167,400	\$201,000
Total			\$0	\$33,600	\$67,000	\$67,000	\$33,400	\$0	\$0	\$0	\$167,400	\$201,000

- \*Status definitions
- Unidentified: Funding source has not yet been determined
  - Identified: Funding source has been found, but not yet requested
  - Applied: Grant or loan application has been submitted, or budget has been requested
  - Awarded: Grant or loan has been offered but the contract has not yet been signed or budget has not yet been approved by Council
  - Encumbered: Project contract has been signed and funds have been allocated to spend on the project

UF - Susie Stephens Trail - Phase 1

PKS-2018-64

Executive Summary

Connect the Fish Lake Trial to the Finch Arboretum with a pedestrian/bicycle pathway. Construct approximately 1/4 mile of new trail along Woodland Boulevard and stripe approximately 3 miles of roadway for shared used pathway.

Project Justification

Increases pedestrian and bicycle connection between existing park infrastructure. Enhances pedestrian access to the Finch Arboretum.

*This project meets the following comprehensive plan goals and/or policies:*

PARK & OPEN SPACE SYSTEM (PRS2), BICYCLE & PEDESTRIAN CIRCULATION (PRS3), MAINTENANCE PROGRAM (PRS4), COORDINATION & COOPERATION (PRS6), PARKS SERVICE QUALITY (PRS7), ADEQUATE PUBLIC FACILITIES & SERVICES (CFU1), COORDINATION (CFU3).

Location

Finch Arboretum

F-Street east to Fish Lake Trail traveling long Woodland Blvd, Rosamond, and 13th.

Project Status

Active

Proposed

External Factors

Donor requested pathway completed prior to inability to walk due to age.

Maintenance

*Maintenance of capital facilities, buildings and infrastructure has an impact on a Department's operating budget, and thus routine maintenance costs for new and ongoing projects are identified in the table below.*

	2022	2023	2024	2025	2026	2027	Total
Expected Annual Maintenance	\$0	\$0	\$0	\$0	\$0	\$0	\$0

Maintenance Comments

Parks and Recreation/Parks

UF - Susie Stephens Trail - Phase 1

PKS-2018-64

Spending

Project Phase	Prior Spending	2021	Estimated Spending							Total
			2022	2023	2024	2025	2026	2027	6 Year Total	
Construction	\$0	\$80,000	\$0	\$0	\$0	\$0	\$150,000	\$0	\$150,000	\$230,000
Planning	\$5,000	\$15,000	\$0	\$0	\$0	\$0	\$0	\$0	\$0	\$20,000
Total	\$5,000	\$95,000	\$0	\$0	\$0	\$0	\$150,000	\$0	\$150,000	\$250,000

Funding

Funding Name	Source	Status*	Prior Funding	2021	Estimated Funding							Total
					2022	2023	2024	2025	2026	2027	6 Year Total	
Donation - Private	Private	Funded	\$5,000	\$95,000	\$0	\$0	\$0	\$0	\$0	\$0	\$0	\$100,000
Park Fund Capital	Local	Funded	\$0	\$0	\$0	\$0	\$0	\$0	\$150,000	\$0	\$150,000	\$150,000
Total			\$5,000	\$95,000	\$0	\$0	\$0	\$0	\$150,000	\$0	\$150,000	\$250,000

- \*Status definitions
- Unidentified: Funding source has not yet been determined
  - Identified: Funding source has been found, but not yet requested
  - Applied: Grant or loan application has been submitted, or budget has been requested
  - Awarded: Grant or loan has been offered but the contract has not yet been signed or budget has not yet been approved by Council
  - Encumbered: Project contract has been signed and funds have been allocated to spend on the project

# SPOKANE POLICE DEPARTMENT

---

# Spokane Police Department

## Department Goals

The mission of the Spokane Police Department is committed to providing excellence in policing, enhancing the safety and security of individuals, and building partnerships to better the lives of our community members as a whole. SPD's goals include:

- Collaborative community approach in helping individuals experiencing behavioral health concerns obtain sustained assistance for long term benefit
- Help create a safer, healthier, and more supportive environment for all residents and visitors
- Focused vehicle theft reduction
- Crime reduction utilizing new and innovative programs
- Foster and strengthen community partnerships and relationships
- Develop and retain a qualified, diverse workforce



## Contact Information

Craig Meidl, Chief of Police

Name	Title	Telephone	Email
Jennifer Hammond	Director, Police Business Services	509.625.4056	jhammond@spokanepolice.org

## Services Provided

The Spokane Police Department provides law enforcement services to the City of Spokane and in addition to the City of Spokane through the Behavioral Health Unit, Spokane Police Department also provides services throughout Spokane County. There are over 425 employees at the Department; 339 of these are commissioned police officers. The 2021 adopted annual budget of the Spokane Police Department is \$68.01 million and receives the majority of funding through the General Fund, which is collected from local property and sales tax.

## Background

Patrol officers in our Field Operations Bureau are responsible for responding to citizen calls to 911 and Crime Check 24 hours a day, 7 days a week. In addition to these citizen calls, which range from domestic violence to vehicle collisions to burglary, officers also conduct self-initiated community policing activities. Patrol assets include K9, Traffic, and the Police Anti-Crime Team. SPD detectives investigate serious crimes such as homicide, robbery, domestic violence, and sex crimes. The Crime Analysis Unit researches and prepares information for Command Staff and others to aid in tracking criminals and patterns to help focus crime reduction efforts. The

Behavioral Health Unit, Explosive Disposal Unit, Hostage Negotiations Team, SWAT, and Dignitary Protection Units provide specialized responses to calls involving advanced training and skills.

Neighborhood Resource Officers are assigned to three police precincts geographically located in the North, South, and Downtown areas of the City of Spokane. NROs coordinate problem-solving solutions for on-going issues at the neighborhood level. Support units include the Property and Evidence facility, which handles evidence storage for all local area law enforcement; and the Records Division, which is responsible for collecting, processing, and protecting all public records filed, including police reports, orders of protection, warrants issued by the courts, and coordinates responses to public disclosure requests.

Finally, under our Office of Professional Accountability, the Spokane Police Academy oversees the hiring and training of new SPD personnel, to include the screening of applicants, conducting interviews, background investigations on all SPD applicants, advising on hiring of commissioned personnel, and coordinating the on-going training of existing personnel, including training at the Spokane Regional Firearms Range, which is utilized by local and federal regional law enforcement. The Internal Affairs Unit, which conducts and oversees investigations regarding external and internal complaints within the department, is assigned to the Office of Professional Accountability. The Office of Professional Accountability also oversees the department's Community Outreach Unit.

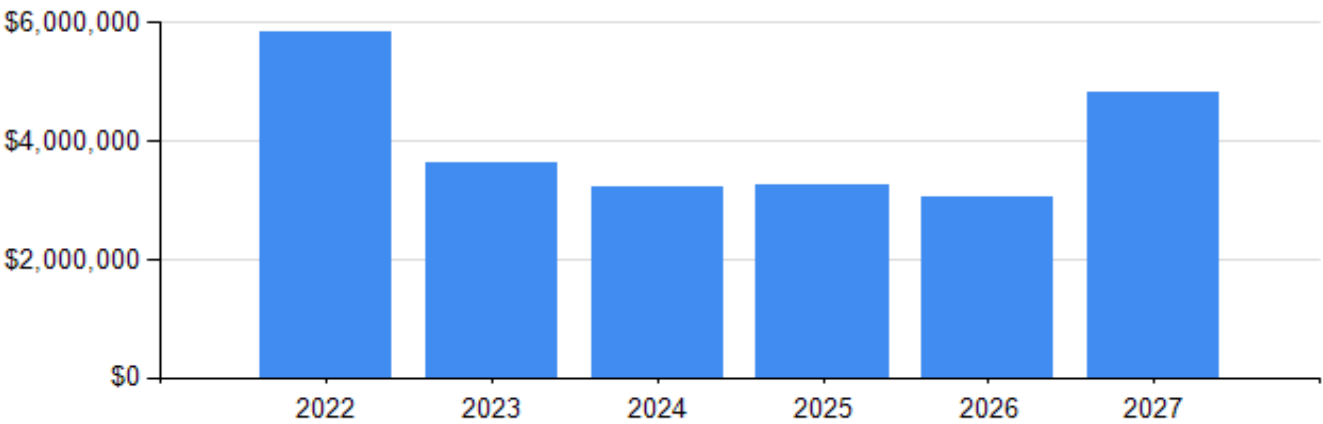
## Level of Service Standard

The Spokane Police Department's level of service intent is to provide police response to appropriate calls within a reasonable amount of time, based on priorities related to safety, property damage and nuisance calls.

# Spending by Category Summary

Police

Category	2022	2023	2024	2025	2026	2027	Total
Police Department	\$5,853,126	\$3,626,441	\$3,224,443	\$3,254,971	\$3,049,223	\$4,821,682	\$23,829,886
Total	\$5,853,126	\$3,626,441	\$3,224,443	\$3,254,971	\$3,049,223	\$4,821,682	\$23,829,886



# Funding Summary by Project

## Police

Police											
Project Name	Funding Source	To Date	2021	2022	2023	2024	2025	2026	2027	6 Year Estimate	Project Total
Desktop/Laptop Computers	IT-Dept Reserves	\$0	\$122,796	\$109,099	\$82,048	\$46,375	\$23,878	\$59,878	\$203,513	\$524,791	\$647,587
	Total	\$0	\$122,796	\$109,099	\$82,048	\$46,375	\$23,878	\$59,878	\$203,513	\$524,791	\$647,587
EDU Robot Refurbishment and Cutting Unit plus Additions	Police Capital Reserves	\$0	\$0	\$71,000	\$0	\$0	\$0	\$0	\$0	\$71,000	\$71,000
	Total	\$0	\$0	\$71,000	\$0	\$0	\$0	\$0	\$0	\$71,000	\$71,000
Forensic Equipment	Police Capital Reserves	\$0	\$0	\$630,000	\$30,000	\$30,000	\$0	\$0	\$318,000	\$1,008,000	\$1,008,000
	Total	\$0	\$0	\$630,000	\$30,000	\$30,000	\$0	\$0	\$318,000	\$1,008,000	\$1,008,000
Patrol Rugged Laptops and Tablets	IT Replacement Funds	\$0	\$256,576	\$0	\$0	\$0	\$0	\$0	\$0	\$0	\$256,576
	Police Capital Reserves	\$0	\$936,219	\$35,000	\$0	\$0	\$0	\$33,600	\$1,431,350	\$1,499,950	\$2,436,169
	Total	\$0	\$1,192,795	\$35,000	\$0	\$0	\$0	\$33,600	\$1,431,350	\$1,499,950	\$2,692,745
SPD Fleet	ARPA	\$0	\$3,239,822	\$3,865,232	\$0	\$0	\$0	\$0	\$0	\$3,865,232	\$7,105,054
	SIP Public Safety Transfer	\$0	\$0	\$850,000	\$0	\$0	\$0	\$0	\$0	\$850,000	\$850,000
	Unknown	\$0	\$0	\$0	\$3,124,948	\$2,993,348	\$2,993,348	\$2,716,000	\$2,681,074	\$14,508,718	\$14,508,718
	Total	\$0	\$3,239,822	\$4,715,232	\$3,124,948	\$2,993,348	\$2,993,348	\$2,716,000	\$2,681,074	\$19,223,950	\$22,463,772
Specialty Team Protective Gear/Equipment and Gun Replacement	Police Capital Reserves	\$0	\$161,341	\$292,795	\$389,445	\$154,720	\$237,745	\$239,745	\$187,745	\$1,502,195	\$1,663,536
	Total	\$0	\$161,341	\$292,795	\$389,445	\$154,720	\$237,745	\$239,745	\$187,745	\$1,502,195	\$1,663,536
Category Total		\$0	\$4,716,754	\$5,853,126	\$3,626,441	\$3,224,443	\$3,254,971	\$3,049,223	\$4,821,682	\$23,829,886	\$28,546,640
Department Total		\$0	\$4,716,754	\$5,853,126	\$3,626,441	\$3,224,443	\$3,254,971	\$3,049,223	\$4,821,682	\$23,829,886	\$28,546,640
Percent Funded				100%	14%	7%	8%	11%	44%	39%	

# Funding Summary by Department

## Police

Funding Source	To Date	2021	2022	2023	2024	2025	2026	2027	6 Year Estimate	Funding Total
ARPA	\$0	\$3,239,822	\$3,865,232	\$0	\$0	\$0	\$0	\$0	\$3,865,232	\$7,105,054
IT Replacement Funds	\$0	\$256,576	\$0	\$0	\$0	\$0	\$0	\$0	\$0	\$256,576
IT-Dept Reserves	\$0	\$122,796	\$109,099	\$82,048	\$46,375	\$23,878	\$59,878	\$203,513	\$524,791	\$647,587
Police Capital Reserves	\$0	\$1,097,560	\$1,028,795	\$419,445	\$184,720	\$237,745	\$273,345	\$1,937,095	\$4,081,145	\$4,242,486
SIP Public Safety Transfer	\$0	\$0	\$850,000	\$0	\$0	\$0	\$0	\$0	\$850,000	\$850,000
Unknown	\$0	\$0	\$0	\$3,124,948	\$2,993,348	\$2,993,348	\$2,716,000	\$2,681,074	\$14,508,718	\$14,508,718
Department Total	\$0	\$4,716,754	\$5,853,126	\$3,626,441	\$3,224,443	\$3,254,971	\$3,049,223	\$4,821,682	\$23,829,886	\$28,546,640

# Spokane Police Department Project Reports

---

Police/---

Desktop/Laptop Computers

SPD-2014-190

**Executive Summary**

Provides for annual replacement of desktop/laptop computers. Computer replacement is not covered in SPD's annual operating budget.

**Project Justification**

Critical needs of department to be able to do daily work.

*This project meets the following comprehensive plan goals and/or policies:*

**Location**

Other Location

1100 W. Mallon

**Project Status**

Active

Active

**External Factors**

**Maintenance**

*Maintenance of capital facilities, buildings and infrastructure has an impact on a Department’s operating budget, and thus routine maintenance costs for new and ongoing projects are identified in the table below.*

	2022	2023	2024	2025	2026	2027	Total
Expected Annual Maintenance	\$0	\$0	\$0	\$0	\$0	\$0	\$0

**Maintenance Comments**

Police/---

Desktop/Laptop Computers

SPD-2014-190

Spending

Project Phase	Prior Spending	2021	Estimated Spending							Total
			2022	2023	2024	2025	2026	2027	6 Year Total	
Purchases	\$0	\$122,796	\$109,099	\$82,048	\$46,375	\$23,878	\$59,878	\$203,513	\$524,791	\$647,587
Total	\$0	\$122,796	\$109,099	\$82,048	\$46,375	\$23,878	\$59,878	\$203,513	\$524,791	\$647,587

Funding

Funding Name	Source	Status*	Prior Funding	2021	Estimated Funding							Total
					2022	2023	2024	2025	2026	2027	6 Year Total	
IT-Dept Reserves	Identified	Funded	\$0	\$122,796	\$109,099	\$82,048	\$46,375	\$23,878	\$59,878	\$203,513	\$524,791	\$647,587
Total			\$0	\$122,796	\$109,099	\$82,048	\$46,375	\$23,878	\$59,878	\$203,513	\$524,791	\$647,587

- \*Status definitions
- Unidentified: Funding source has not yet been determined
  - Identified: Funding source has been found, but not yet requested
  - Applied: Grant or loan application has been submitted, or budget has been requested
  - Awarded: Grant or loan has been offered but the contract has not yet been signed or budget has not yet been approved by Council
  - Encumbered: Project contract has been signed and funds have been allocated to spend on the project

Police/---

EDU Robot Refurbishment and Cutting Unit plus Additions

SPD-2012-232

Executive Summary

The Explosive Disposal Unit (EDU) robot works remotely to approach potentially explosive devices and can travel places it is unsafe for officers to go. This robot may also be used in hostage or other high risk situations to evaluate the situation.

Project Justification

The robot is equipped with long range visual devices to include audio and video as well as infrared video. This project would replace aging electrical items of the robot to ensure it continues to achieve maximum operability as well as upgrade/replace the computer and camera electronics. Total replacement of the EDU robot is very expensive (excess of \$400,000), but since it is a crucial piece of equipment, it is more cost effective to refurbish or upgrade the existing parts of the robot to achieve a more useful lifespan.

*This project meets the following comprehensive plan goals and/or policies:*

Location

Other Location  
1100 W Mallon, Spokane, WA 99260

Project Status

Active  
On-going

External Factors

The Explosive Disposal Unit is a joint unit with Spokane County to share costs and resources. Spokane County is applying for Department of Emergency Management funding and has tentatively dedicated \$200,000 towards the purchase of a new robot. If awarded, the remaining necessary funds are yet to be identified.

Maintenance

*Maintenance of capital facilities, buildings and infrastructure has an impact on a Department's operating budget, and thus routine maintenance costs for new and ongoing projects are identified in the table below.*

	2022	2023	2024	2025	2026	2027	Total
Expected Annual Maintenance	\$0	\$0	\$0	\$0	\$0	\$0	\$0

Maintenance Comments

Police/---

EDU Robot Refurbishment and Cutting Unit plus Additions

SPD-2012-232

Spending

Project Phase	Prior Spending	2021	Estimated Spending							Total
			2022	2023	2024	2025	2026	2027	6 Year Total	
Purchases	\$0	\$0	\$71,000	\$0	\$0	\$0	\$0	\$0	\$71,000	\$71,000
Total	\$0	\$0	\$71,000	\$0	\$0	\$0	\$0	\$0	\$71,000	\$71,000

Funding

Funding Name	Source	Status*	Prior Funding	2021	Estimated Funding							Total
					2022	2023	2024	2025	2026	2027	6 Year Total	
Police Capital Reserves	Identified	Funded	\$0	\$0	\$71,000	\$0	\$0	\$0	\$0	\$0	\$71,000	\$71,000
Total			\$0	\$0	\$71,000	\$0	\$0	\$0	\$0	\$0	\$71,000	\$71,000

- \*Status definitions
- Unidentified: Funding source has not yet been determined
  - Identified: Funding source has been found, but not yet requested
  - Applied: Grant or loan application has been submitted, or budget has been requested
  - Awarded: Grant or loan has been offered but the contract has not yet been signed or budget has not yet been approved by Council
  - Encumbered: Project contract has been signed and funds have been allocated to spend on the project

Police/---

Forensic Equipment

SPD-2020-61

Executive Summary

Spokane Police Department requires digital forensic evidence processing equipment in order to keep up with an uptick in digital evidence utilized in criminal investigations.

Project Justification

The project meets several goals from the Spokane Police Department’s Technology Strategic Plan including having a defensible, secure process, an accredited digital forensic lab, and ensuring data confidentiality.

*This project meets the following comprehensive plan goals and/or policies:*

Location

1100 West Mallon

TARU Digital Forensic Lab - Public Safety Building

Project Status

Active

Quoting and planning

External Factors

Maintenance

*Maintenance of capital facilities, buildings and infrastructure has an impact on a Department’s operating budget, and thus routine maintenance costs for new and ongoing projects are identified in the table below.*

	2022	2023	2024	2025	2026	2027	Total
Expected Annual Maintenance	\$0	\$0	\$0	\$0	\$0	\$0	\$0

Maintenance Comments

Forensic equipment includes a software component which will be incorporated into ongoing operational expenses.

Police/---  
Forensic Equipment  
SPD-2020-61

Spending

Project Phase	Prior Spending	2021	Estimated Spending							Total
			2022	2023	2024	2025	2026	2027	6 Year Total	
Purchases	\$0	\$0	\$630,000	\$30,000	\$30,000	\$0	\$0	\$318,000	\$1,008,000	\$1,008,000
Total	\$0	\$0	\$630,000	\$30,000	\$30,000	\$0	\$0	\$318,000	\$1,008,000	\$1,008,000

Funding

Funding Name	Source	Status*	Prior Funding	2021	Estimated Funding							Total
					2022	2023	2024	2025	2026	2027	6 Year Total	
Police Capital Reserves	Identified	Funded	\$0	\$0	\$630,000	\$30,000	\$30,000	\$0	\$0	\$318,000	\$1,008,000	\$1,008,000
Total			\$0	\$0	\$630,000	\$30,000	\$30,000	\$0	\$0	\$318,000	\$1,008,000	\$1,008,000

- \*Status definitions
- Unidentified: Funding source has not yet been determined
  - Identified: Funding source has been found, but not yet requested
  - Applied: Grant or loan application has been submitted, or budget has been requested
  - Awarded: Grant or loan has been offered but the contract has not yet been signed or budget has not yet been approved by Council
  - Encumbered: Project contract has been signed and funds have been allocated to spend on the project

Police/---

Patrol Rugged Laptops and Tablets

SPD-2014-172

Executive Summary

Replace Laptops and provide one for each commissioned member.

Project Justification

Laptops were replaced for the department in 2021. 2022-2026 annual amounts are to be set aside as replacement dollars to be spent in 2027.

*This project meets the following comprehensive plan goals and/or policies:*

Location

1100 West Mallon

1100 West Mallon

Project Status

Active

Active

External Factors

Maintenance

*Maintenance of capital facilities, buildings and infrastructure has an impact on a Department’s operating budget, and thus routine maintenance costs for new and ongoing projects are identified in the table below.*

	2022	2023	2024	2025	2026	2027	Total
Expected Annual Maintenance	\$0	\$0	\$0	\$0	\$0	\$0	\$0

Maintenance Comments

Police/---

Patrol Rugged Laptops and Tablets

SPD-2014-172

Spending

Project Phase	Prior Spending	2021	Estimated Spending							Total
			2022	2023	2024	2025	2026	2027	6 Year Total	
Purchases	\$0	\$1,192,795	\$35,000	\$0	\$0	\$0	\$33,600	\$1,431,350	\$1,499,950	\$2,692,745
Total	\$0	\$1,192,795	\$35,000	\$0	\$0	\$0	\$33,600	\$1,431,350	\$1,499,950	\$2,692,745

Funding

Funding Name	Source	Status*	Prior Funding	2021	Estimated Funding							Total
					2022	2023	2024	2025	2026	2027	6 Year Total	
IT Replacement Funds	Local	Funded	\$0	\$256,576	\$0	\$0	\$0	\$0	\$0	\$0	\$0	\$256,576
Police Capital Reserves	Identified	Funded	\$0	\$936,219	\$35,000	\$0	\$0	\$0	\$33,600	\$1,431,350	\$1,499,950	\$2,436,169
Total			\$0	\$1,192,795	\$35,000	\$0	\$0	\$0	\$33,600	\$1,431,350	\$1,499,950	\$2,692,745

\*Status definitions

- Unidentified: Funding source has not yet been determined
- Identified: Funding source has been found, but not yet requested
- Applied: Grant or loan application has been submitted, or budget has been requested
- Awarded: Grant or loan has been offered but the contract has not yet been signed or budget has not yet been approved by Council
- Encumbered: Project contract has been signed and funds have been allocated to spend on the project

Police/---

SPD Fleet

SPD-2012-224

Executive Summary

The SPD Fleet is composed of patrol vehicles, traffic motorcycles, detective and administrative vehicles, undercover cars, and specialty unit vehicles. These vehicles support the underlying job function of providing law enforcement services to the public.

Project Justification

Our motor vehicles are a necessary piece of equipment for department personnel to complete job functions. Patrol vehicles run 24/7/365 and therefore need to be replaced more frequently than normal vehicles. Additionally, there is the cost of commissioning the vehicle with equipment: light bars, shields, push bars, sirens, radios, computers, gun racks, etc. Planned purchase in 2021 is for 20 patrol vehicles.

*This project meets the following comprehensive plan goals and/or policies:*

Location

Other Location

1100 W Mallon, Spokane WA 99260

Project Status

Active

Active

External Factors

Maintenance

*Maintenance of capital facilities, buildings and infrastructure has an impact on a Department’s operating budget, and thus routine maintenance costs for new and ongoing projects are identified in the table below.*

	2022	2023	2024	2025	2026	2027	Total
Expected Annual Maintenance	\$1,300,000	\$1,300,000	\$1,300,000	\$1,300,000	\$1,300,000	\$0	\$19,500,000

Maintenance Comments

**Police/---****SPD Fleet**

SPD-2012-224

**Spending**

Project Phase	Prior Spending	2021	Estimated Spending							Total
			2022	2023	2024	2025	2026	2027	6 Year Total	
Purchases	\$0	\$3,239,822	\$4,715,232	\$3,124,948	\$2,993,348	\$2,993,348	\$2,716,000	\$2,681,074	\$19,223,950	\$22,463,772
Total	\$0	\$3,239,822	\$4,715,232	\$3,124,948	\$2,993,348	\$2,993,348	\$2,716,000	\$2,681,074	\$19,223,950	<b>\$22,463,772</b>

**Funding**

Funding Name	Source	Status*	Prior Funding	2021	Estimated Funding							Total
					2022	2023	2024	2025	2026	2027	6 Year Total	
ARPA	Identified	Funded	\$0	\$3,239,822	\$3,865,232	\$0	\$0	\$0	\$0	\$0	\$3,865,232	\$7,105,054
SIP Public Safety Transfer	Identified	Funded	\$0	\$0	\$850,000	\$0	\$0	\$0	\$0	\$0	\$850,000	\$850,000
Unknown	Unidentified	Unfunded	\$0	\$0	\$0	\$3,124,948	\$2,993,348	\$2,993,348	\$2,716,000	\$2,681,074	\$14,508,718	\$14,508,718
Total			\$0	\$3,239,822	\$4,715,232	\$3,124,948	\$2,993,348	\$2,993,348	\$2,716,000	\$2,681,074	\$19,223,950	<b>\$22,463,772</b>

**\*Status definitions**

- Unidentified: Funding source has not yet been determined
- Identified: Funding source has been found, but not yet requested
- Applied: Grant or loan application has been submitted, or budget has been requested
- Awarded: Grant or loan has been offered but the contract has not yet been signed or budget has not yet been approved by Council
- Encumbered: Project contract has been signed and funds have been allocated to spend on the project

Police/---

Specialty Team Protective Gear/Equipment and Gun Replacement

SPD-2014-177

Executive Summary

Tactical Ballistic Vests, Ballistic Shields, Uniforms, Helmets, Night Vision, K9 replacement, Guns & supportive gear for these units.

Project Justification

Current gear is outdated or has expired and grant sources dried up.

*This project meets the following comprehensive plan goals and/or policies:*

Location

1100 West Mallon  
1100 West Mallon

Project Status

Active  
Active

External Factors

Maintenance

*Maintenance of capital facilities, buildings and infrastructure has an impact on a Department’s operating budget, and thus routine maintenance costs for new and ongoing projects are identified in the table below.*

	2022	2023	2024	2025	2026	2027	Total
Expected Annual Maintenance	\$0	\$0	\$0	\$0	\$0	\$0	\$0

Maintenance Comments

Police/---

Specialty Team Protective Gear/Equipment and Gun Replacement

SPD-2014-177

Spending

Project Phase	Prior Spending	2021	Estimated Spending							Total
			2022	2023	2024	2025	2026	2027	6 Year Total	
Purchases	\$0	\$161,341	\$292,795	\$389,445	\$154,720	\$237,745	\$239,745	\$187,745	\$1,502,195	\$1,663,536
Total	\$0	\$161,341	\$292,795	\$389,445	\$154,720	\$237,745	\$239,745	\$187,745	\$1,502,195	\$1,663,536

Funding

Funding Name	Source	Status*	Prior Funding	2021	Estimated Funding							Total
					2022	2023	2024	2025	2026	2027	6 Year Total	
Police Capital Reserves	Identified	Funded	\$0	\$161,341	\$292,795	\$389,445	\$154,720	\$237,745	\$239,745	\$187,745	\$1,502,195	\$1,663,536
Total			\$0	\$161,341	\$292,795	\$389,445	\$154,720	\$237,745	\$239,745	\$187,745	\$1,502,195	\$1,663,536

\*Status definitions

- Unidentified: Funding source has not yet been determined
- Identified: Funding source has been found, but not yet requested
- Applied: Grant or loan application has been submitted, or budget has been requested
- Awarded: Grant or loan has been offered but the contract has not yet been signed or budget has not yet been approved by Council
- Encumbered: Project contract has been signed and funds have been allocated to spend on the project

# SOLID WASTE COLLECTION DEPARTMENT

---

# Solid Waste Collection Department

## Department Goals

The Solid Waste Collection Department is committed to providing the citizens of Spokane with a comprehensive and cost-effective waste collection system.

Our mission is to ensure the safety and health of our citizens and environment through the proper, sustainable and efficient collection and management of solid waste. The department provides a quality service to the public while maintaining the highest regulatory and environmental standards.



From curbside collection to disposal at the Waste to Energy facility, Solid Waste Collection is dedicated to managing solid waste as efficiently as possible while continuing to reduce operational costs and improve efficiencies as opportunities arise. By utilizing new technologies and adapting to meet the needs of the community, we guarantee the stability of rates while providing superior customer service for citizens and a safe work environment for our employees.

## Contact Information

Name	Title	Telephone	Email
Dustin Bender	Solid Waste Collection Manager	625-7806	ddbender@spokanecity.org
Rick Hughes	Commercial Division Supervisor	625-7871	rhughes@spokanecity.org
Kerry Deatrich	Residential Division Supervisor	625-7874	kdeatrich@spokanecity.org
Jim Tieken	Recycling Division Supervisor	625-7889	jtieken@spokanecity.org
Bob Kaatz	Safety & Special Events Supervisor	625-7884	rkaatz@spokanecity.org
Jennifer Werner	Office Manager	625-7866	jwerner@spokanecity.org
Rachel Schoonover	Clerk IV	625-7886	rschoonover@spokanecity.org

## Services

The Solid Waste Collection Department provides City of Spokane residential and commercial customers with convenient, dependable and courteous collection of garbage, recyclables and organics (yard/food waste). Residential customers have garbage collected weekly, while commercial customers may be collected multiple times per week depending on their needs. Residential and commercial customers with recycling carts have recyclables collected every other week; commercial customers with recycling dumpsters are collected weekly. Organics (food/yard waste) collection is available to residential and commercial customers weekly March through December with the service suspended during the winter months.

In addition to regular services, Solid Waste Collection offers temporary dumpster rentals and the "Load Truck" for bulk items or larger disposal needs.

Solid Waste Collection supports community cleanups through funding provided to Neighborhood Services. Neighborhood Councils use these funds for solid waste collection and disposal activities that they decide to utilize.

## Background

City garbage collection started under the “Crematory Division” in the 1940s with curbside service and has developed into an impressive operation involving automated collection and computerized routing as we know today. Available services have changed significantly in the past 30 years. Curbside recycling was implemented in 1990, in compliance with Washington State Law and the Comprehensive Solid Waste Management Plan. Two years later, the City’s recycling program broadened to include commercial businesses and multi-family dwellings. In 2012, Single Stream Recycling replaced the former recycling program throughout Spokane County. In spring of 2021, recycling cart collection was changed to every other week service in response to declining recyclable commodity prices. Curbside yard waste collection started in the City of Spokane in 1997 and expanded in 2010 to include food waste and food-soiled paper products.

In August of 2015, the City of Spokane opened its new Spokane Central Service Center for combined Fleet and Solid Waste operations. This new facility has allowed the Solid Waste Collection Department to begin the transition from diesel powered collection vehicles to collection vehicles powered with clean burning compressed natural gas (CNG). CNG powered collection vehicles are quieter, have greatly reduced particulate emissions and reduced greenhouse gas emissions that minimize our impact to Spokane neighborhoods in the performance of our duties.

Another recent improvement to the Solid Waste Collection Department was the implementation of a new route management system with telematics. The initial startup took place in winter 2018-2019. This system tracks key variables to assist with optimizing routes and vehicle performance, enhancing customer service, increasing safety and improving overall operational efficiencies. It will be integrated with the City’s new billing software, enQuesta, which is expected to be live in fall of 2021.

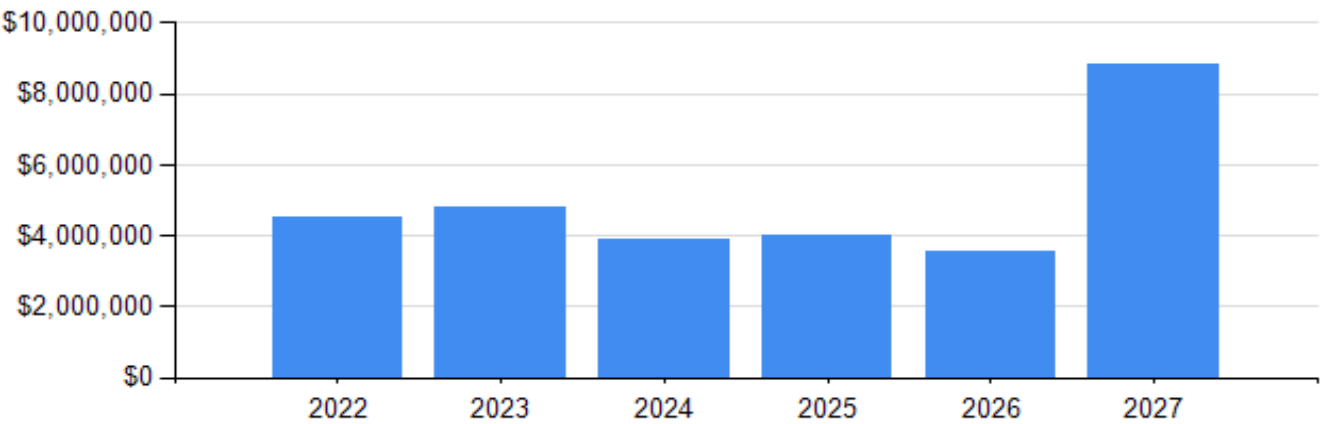
## Level of Service Standard

Approximately 72,000 households and 3,500 businesses in a 60 square mile area are serviced by Solid Waste Collection, with timely response given to extra pickups and return trips. Over 139,000 tons of garbage was collected from Spokane residents and businesses in 2020. Almost 19,000 tons of recyclable materials and over 22,000 tons of yard/food waste (organics) were diverted from disposal for beneficial use.

# Spending by Category Summary

## Solid Waste Collection

Category	2022	2023	2024	2025	2026	2027	Total
Solid Waste Collection Department	\$4,500,000	\$4,805,000	\$3,920,000	\$4,000,000	\$3,525,000	\$8,850,000	\$29,600,000
Total	\$4,500,000	\$4,805,000	\$3,920,000	\$4,000,000	\$3,525,000	\$8,850,000	\$29,600,000



# Funding Summary by Project

## Solid Waste Collection

Solid Waste Collection											
Project Name	Funding Source	To Date	2021	2022	2023	2024	2025	2026	2027	6 Year Estimate	Project Total
Automated Side Load Collection Vehicles	Utility Rates	\$0	\$2,800,000	\$2,850,000	\$3,250,000	\$2,450,000	\$1,550,000	\$2,050,000	\$4,000,000	\$16,150,000	\$18,950,000
	Total	\$0	\$2,800,000	\$2,850,000	\$3,250,000	\$2,450,000	\$1,550,000	\$2,050,000	\$4,000,000	\$16,150,000	\$18,950,000
Cart Delivery Vehicle	Utility Rates	\$0	\$0	\$0	\$130,000	\$0	\$0	\$0	\$0	\$130,000	\$130,000
	Total	\$0	\$0	\$0	\$130,000	\$0	\$0	\$0	\$0	\$130,000	\$130,000
Front-Loading Refuse Collection Vehicles	Utility Rates	\$0	\$400,000	\$0	\$0	\$0	\$1,500,000	\$0	\$1,500,000	\$3,000,000	\$3,400,000
	Total	\$0	\$400,000	\$0	\$0	\$0	\$1,500,000	\$0	\$1,500,000	\$3,000,000	\$3,400,000
Metal Commercial Refuse & Recycling Containers	Utility Rates	\$0	\$508,000	\$150,000	\$175,000	\$175,000	\$200,000	\$225,000	\$300,000	\$1,225,000	\$1,733,000
	Total	\$0	\$508,000	\$150,000	\$175,000	\$175,000	\$200,000	\$225,000	\$300,000	\$1,225,000	\$1,733,000
PAL Body Container Delivery Vehicle	Utility Rates	\$0	\$0	\$250,000	\$0	\$0	\$0	\$0	\$0	\$250,000	\$250,000
	Total	\$0	\$0	\$250,000	\$0	\$0	\$0	\$0	\$0	\$250,000	\$250,000
Rear-Load Collection Vehicles	Utility Rates	\$0	\$0	\$1,250,000	\$1,250,000	\$1,295,000	\$0	\$0	\$1,800,000	\$5,595,000	\$5,595,000
	Total	\$0	\$0	\$1,250,000	\$1,250,000	\$1,295,000	\$0	\$0	\$1,800,000	\$5,595,000	\$5,595,000
Tilt Frame Collection Trucks	Utility Rates	\$0	\$0	\$0	\$0	\$0	\$750,000	\$1,250,000	\$1,250,000	\$3,250,000	\$3,250,000
	Total	\$0	\$0	\$0	\$0	\$0	\$750,000	\$1,250,000	\$1,250,000	\$3,250,000	\$3,250,000
Category Total		\$0	\$3,708,000	\$4,500,000	\$4,805,000	\$3,920,000	\$4,000,000	\$3,525,000	\$8,850,000	\$29,600,000	\$33,308,000
Department Total		\$0	\$3,708,000	\$4,500,000	\$4,805,000	\$3,920,000	\$4,000,000	\$3,525,000	\$8,850,000	\$29,600,000	\$33,308,000
Percent Funded				100%	100%	100%	100%	100%	100%	100%	

# Funding Summary by Department

## Solid Waste Collection

Funding Source	To Date	2021	2022	2023	2024	2025	2026	2027	6 Year Estimate	Funding Total
Utility Rates	\$0	\$3,708,000	\$4,500,000	\$4,805,000	\$3,920,000	\$4,000,000	\$3,525,000	\$8,850,000	\$29,600,000	\$32,400,000
Department Total	\$0	\$3,708,000	\$4,500,000	\$4,805,000	\$3,920,000	\$4,000,000	\$3,525,000	\$8,850,000	\$29,600,000	\$33,308,000

# Solid Waste Collection Department Project Reports

---

Solid Waste Collection/---

Automated Side Load Collection Vehicles

SWC-2018-18

Executive Summary

Purchase of automated solid waste, recycling and yard waste collection vehicles to replace existing collection vehicles that are past their useful life. Replacement as follows: 2022 - 6 vehicles, 2023 - 7 vehicles, 2024 - 5 vehicles, 2025 - 2 vehicles, 2026 - 6 vehicles, 2027 - 8 vehicles.

Project Justification

This purchase is necessary to replace vehicles that the age and condition of the trucks are causing excessive down time and repairs. Purchasing new trucks will allow us to continue providing effective automated collection services to our residential customers. Automated collection reduces employee injuries and increases efficiencies such as servicing larger routes with one employee per truck as compared to manually loaded or semi-automated trucks that utilize two employees. As our customer base grows each year, our collection trucks are working longer per day and need to be dependable. These trucks will be compatible with the carts provided to customers by the City. Solid Waste Collection has over 63,000 residential customers serviced weekly.

*This project meets the following comprehensive plan goals and/or policies:*

Goal CFU 5: 5.5 Waste Reduction & Recycling -- Provide efficient and economical solid waste services, promote waste reduction and minimize impacts on environment and heath. Goal ED 8: 8.1 Quality of Life Protection -- Protect natural and built environment as primary quality of life.

Location

Other Location  
Spokane Central Service Center, 915 N. Nelson St., Spokane, WA 99202

Project Status

Active  
Purchase of replacement automated side load collection vehicles annually. Continued collection of refuse, recycling and yard waste services with existing automated trucks. New collection vehicles are fueled by Compressed Natural Gas (CNG). CNG fueling station has been in place at SCSC since 2015 to accommodate.

External Factors

Council action is required to approve Solid Waste Collection rates in order to fully fund this project. Factory supply and demand along with steel pricing can affect the delivery date and cost of new vehicles.

Maintenance

*Maintenance of capital facilities, buildings and infrastructure has an impact on a Department’s operating budget, and thus routine maintenance costs for new and ongoing projects are identified in the table below.*

	2022	2023	2024	2025	2026	2027	Total
Expected Annual Maintenance	\$0	\$0	\$0	\$0	\$0	\$0	\$0

Maintenance Comments

Solid Waste Collection/---

Automated Side Load Collection Vehicles

SWC-2018-18

Spending

Project Phase	Prior Spending	2021	Estimated Spending							Total
			2022	2023	2024	2025	2026	2027	6 Year Total	
Purchases	\$0	\$2,800,000	\$2,850,000	\$3,250,000	\$2,450,000	\$1,550,000	\$2,050,000	\$4,000,000	\$16,150,000	\$18,950,000
Total	\$0	\$2,800,000	\$2,850,000	\$3,250,000	\$2,450,000	\$1,550,000	\$2,050,000	\$4,000,000	\$16,150,000	\$18,950,000

Funding

Funding Name	Source	Status*	Prior Funding	2021	Estimated Funding							Total
					2022	2023	2024	2025	2026	2027	6 Year Total	
Utility Rates	Identified	Funded	\$0	\$2,800,000	\$2,850,000	\$3,250,000	\$2,450,000	\$1,550,000	\$2,050,000	\$4,000,000	\$16,150,000	\$18,950,000
Total			\$0	\$2,800,000	\$2,850,000	\$3,250,000	\$2,450,000	\$1,550,000	\$2,050,000	\$4,000,000	\$16,150,000	\$18,950,000

\*Status definitions

- Unidentified: Funding source has not yet been determined
- Identified: Funding source has been found, but not yet requested
- Applied: Grant or loan application has been submitted, or budget has been requested
- Awarded: Grant or loan has been offered but the contract has not yet been signed or budget has not yet been approved by Council
- Encumbered: Project contract has been signed and funds have been allocated to spend on the project

Solid Waste Collection/---  
Cart Delivery Vehicle  
SWC-2016-97

Executive Summary

Purchase of one new cart delivery vehicle in 2023 to replace existing cart delivery vehicle that is beyond its useful life.

Project Justification

This purchase is necessary to replace a cart delivery vehicle that due to its age and condition is predicted to have more frequent downtime and repair costs. If a delivery vehicle breaks down and is taken offline, we only have one much older spare delivery vehicle to utilize. We need dependable delivery trucks to effectively deliver, exchange and repair automated solid waste, recycling and yard waste carts for current and new customers. With this purchase, we will eliminate the current spare, turn the older delivery vehicle into a spare and use the new vehicle daily. Two cart delivery routes drive all areas of Spokane in a five day week. Solid Waste Collection has over 63,000 residential customers.

*This project meets the following comprehensive plan goals and/or policies:*

Goal CFU 5: 5.5 Waste Reduction & Recycling -- Provide efficient and economical solid waste services, promote waste reduction and minimize impacts on environment and health. Goal ED 8: 8.1 Quality of Life Protection -- Protect natural and built environment as primary quality of life.

Location

Other Location  
Spokane Central Service Center, 915 N. Nelson St., Spokane, WA 99202

Project Status

Active  
Purchase of one cart delivery vehicle to replace one cart delivery vehicle. Continued delivery of refuse, recycling and yard waste carts with existing delivery vehicles.

External Factors

Council action is required to approve Solid Waste Collection rates in order to fully fund this project. Factory supply and demand along with steel pricing can affect the delivery date and cost of new vehicles.

Maintenance

*Maintenance of capital facilities, buildings and infrastructure has an impact on a Department’s operating budget, and thus routine maintenance costs for new and ongoing projects are identified in the table below.*

	2022	2023	2024	2025	2026	2027	Total
Expected Annual Maintenance	\$0	\$0	\$0	\$0	\$0	\$0	\$0

Maintenance Comments

Solid Waste Collection/---

Cart Delivery Vehicle

SWC-2016-97

Spending

Project Phase	Prior Spending	2021	Estimated Spending							Total
			2022	2023	2024	2025	2026	2027	6 Year Total	
Purchases	\$0	\$0	\$0	\$130,000	\$0	\$0	\$0	\$0	\$130,000	\$130,000
Total	\$0	\$0	\$0	\$130,000	\$0	\$0	\$0	\$0	\$130,000	\$130,000

Funding

Funding Name	Source	Status*	Prior Funding	2021	Estimated Funding							Total
					2022	2023	2024	2025	2026	2027	6 Year Total	
Utility Rates	Identified	Funded	\$0	\$0	\$0	\$130,000	\$0	\$0	\$0	\$0	\$130,000	\$130,000
Total			\$0	\$0	\$0	\$130,000	\$0	\$0	\$0	\$0	\$130,000	\$130,000

- \*Status definitions
- Unidentified: Funding source has not yet been determined
  - Identified: Funding source has been found, but not yet requested
  - Applied: Grant or loan application has been submitted, or budget has been requested
  - Awarded: Grant or loan has been offered but the contract has not yet been signed or budget has not yet been approved by Council
  - Encumbered: Project contract has been signed and funds have been allocated to spend on the project

Solid Waste Collection/---

Front-Loading Refuse Collection Vehicles

SWC-2012-201

Executive Summary

Purchase of commercial front-loading solid waste collection vehicles to replace existing collection vehicles that are past their useful life. Replacement as follows: 2025 - 3 vehicles, 2027 - 3 vehicles.

Project Justification

This purchase is necessary to replace vehicles that the age and condition of the trucks will start causing excessive down time and repairs. Purchasing new trucks will allow us to continue providing effective front-loading dumpster collection services to our commercial customers. As our customer base grows each year, our collection trucks are working longer per day and need to be dependable. These trucks will be compatible with the front-loading dumpster provided to customers by the City. Solid Waste Collection has almost 3,000 commercial customers serviced from 1 to 5 times per week.

*This project meets the following comprehensive plan goals and/or policies:*

Goal CFU 5: 5.5 Waste Reduction & Recycling -- Provide efficient and economical solid waste services, promote waste reduction and minimize impacts on environment and heath. Goal ED 8: 8.1 Quality of Life Protection -- Protect natural and built environment as primary quality of life.

Location

Other Location

Spokane Central Service Center, 915 N. Nelson St., Spokane, WA 99202

Project Status

Active

Purchase of replacement front-loading collection vehicles in 2025 and 2027. Continued collection of commercial solid waste with existing front-loading trucks. New collection vehicles are fueled by Compressed Natural Gas (CNG). CNG fueling station has been in place at SCSC since 2015 to accommodate.

External Factors

Council action is required to approve Solid Waste Collection rates in order to fully fund this project. Factory supply and demand along with steel pricing can affect the delivery date and cost of new vehicles.

Maintenance

*Maintenance of capital facilities, buildings and infrastructure has an impact on a Department’s operating budget, and thus routine maintenance costs for new and ongoing projects are identified in the table below.*

	2022	2023	2024	2025	2026	2027	Total
Expected Annual Maintenance	\$0	\$0	\$0	\$0	\$0	\$0	\$0

Maintenance Comments

Solid Waste Collection/---

Front-Loading Refuse Collection Vehicles

SWC-2012-201

Spending

Project Phase	Prior Spending	2021	Estimated Spending							Total
			2022	2023	2024	2025	2026	2027	6 Year Total	
Purchases	\$0	\$400,000	\$0	\$0	\$0	\$1,500,000	\$0	\$1,500,000	\$3,000,000	\$3,400,000
Total	\$0	\$400,000	\$0	\$0	\$0	\$1,500,000	\$0	\$1,500,000	\$3,000,000	\$3,400,000

Funding

Funding Name	Source	Status*	Prior Funding	2021	Estimated Funding							Total
					2022	2023	2024	2025	2026	2027	6 Year Total	
Utility Rates	Identified	Funded	\$0	\$400,000	\$0	\$0	\$0	\$1,500,000	\$0	\$1,500,000	\$3,000,000	\$3,400,000
Total			\$0	\$400,000	\$0	\$0	\$0	\$1,500,000	\$0	\$1,500,000	\$3,000,000	\$3,400,000

- \*Status definitions
- Unidentified: Funding source has not yet been determined
  - Identified: Funding source has been found, but not yet requested
  - Applied: Grant or loan application has been submitted, or budget has been requested
  - Awarded: Grant or loan has been offered but the contract has not yet been signed or budget has not yet been approved by Council
  - Encumbered: Project contract has been signed and funds have been allocated to spend on the project

Solid Waste Collection/---

Metal Commercial Refuse & Recycling Containers

SWC-2012-194

Executive Summary

Purchase of 20 and 30 yard metal refuse and recycling containers for large commercial accounts and use at construction and demolition sites. Purchases as follows: 2022 - 18 containers, 2023 - 18 containers, 2024 - 18 containers, 2025 - 18 containers, 2026 - 20 containers, 2027 - 20 containers.

Project Justification

These containers are necessary to provide efficient collection of solid waste and recycling from larger commercial accounts and be available to rent on a temporary basis for construction and site cleanups. We need to replace metal containers that are no longer able to be refurbished and are past their useful life. We also need to add additional containers as our customer base grows. Over the last several years, our permanent service utilizing these containers has grown by over 9%, while temporary service has grown by over 15%. The technical specs for these containers are bid to be compatible with our collection vehicles.

*This project meets the following comprehensive plan goals and/or policies:*

Goal CFU 5: 5.5 Waste Reduction & Recycling -- Provide efficient and economical solid waste services, promote waste reduction and minimize impacts on environment and heath. Goal ED 8: 8.1 Quality of Life Protection -- Protect natural and built environment as primary quality of life.

Location

Other Location

Spokane Central Service Center, 915 N. Nelson St., Spokane, WA 99202

Project Status

Active

Purchase of new and replacement metal 20 and 30 yard commercial roll-off containers annually. Continued collection of solid waste and recycling for commercial accounts.

External Factors

Council action is required to approve Solid Waste Collection Rates in order to fully fund this project. Additionally, the steel market has increased significantly over the last few years. This has caused major escalations to the pricing for large metal refuse and recycling containers. Current year (2021) costs include containers for the West Plains annexation. Container purchases after 2021 will decrease to the 'normal' amount ordered per year.

Maintenance

*Maintenance of capital facilities, buildings and infrastructure has an impact on a Department’s operating budget, and thus routine maintenance costs for new and ongoing projects are identified in the table below.*

	2022	2023	2024	2025	2026	2027	Total
Expected Annual Maintenance	\$0	\$0	\$0	\$0	\$0	\$0	\$0

Maintenance Comments

Solid Waste Collection/---

Metal Commercial Refuse & Recycling Containers

SWC-2012-194

Spending

Project Phase	Prior Spending	2021	Estimated Spending							Total
			2022	2023	2024	2025	2026	2027	6 Year Total	
Purchases	\$0	\$508,000	\$150,000	\$175,000	\$175,000	\$200,000	\$225,000	\$300,000	\$1,225,000	\$1,733,000
Total	\$0	\$508,000	\$150,000	\$175,000	\$175,000	\$200,000	\$225,000	\$300,000	\$1,225,000	\$1,733,000

Funding

Funding Name	Source	Status*	Prior Funding	2021	Estimated Funding							Total
					2022	2023	2024	2025	2026	2027	6 Year Total	
Utility Rates	Identified	Funded	\$0	\$508,000	\$150,000	\$175,000	\$175,000	\$200,000	\$225,000	\$300,000	\$1,225,000	\$1,733,000
Total			\$0	\$508,000	\$150,000	\$175,000	\$175,000	\$200,000	\$225,000	\$300,000	\$1,225,000	\$1,733,000

- \*Status definitions
- Unidentified: Funding source has not yet been determined
  - Identified: Funding source has been found, but not yet requested
  - Applied: Grant or loan application has been submitted, or budget has been requested
  - Awarded: Grant or loan has been offered but the contract has not yet been signed or budget has not yet been approved by Council
  - Encumbered: Project contract has been signed and funds have been allocated to spend on the project

Solid Waste Collection/---

PAL Body Container Delivery Vehicle

SWC-2017-126

Executive Summary

Purchase of two new PAL body commercial delivery vehicles in 2022 to replace existing delivery vehicles that are beyond their useful life.

Project Justification

This purchase is necessary to replace PAL body commercial delivery vehicles that due to their age and condition are starting to have more frequent downtime and repair costs. These vehicles need to be dependable to effectively deliver, exchange and remove smaller dumpsters for commercial customers. PAL Body vehicles also deliver and remove small dumpsters that are temporarily rented by residential customers for remodeling and clean outs. These vehicles pull out dumpsters in areas with clearance issues or problems during inclement weather allowing the larger front loading trucks to access them. Two delivery routes drive all areas of Spokane in a five day week.

*This project meets the following comprehensive plan goals and/or policies:*

Goal CFU 5: 5.5 Waste Reduction & Recycling -- Provide efficient and economical solid waste services, promote waste reduction and minimize impacts on environment and heath. Goal ED 8: 8.1 Quality of Life Protection -- Protect natural and built environment as primary quality of life.

Location

Other Location

Spokane Central Service Center, 915 N. Nelson St. Spokane, WA 99202

Project Status

Active

Purchases of two PAL body commercial delivery vehicle to replace two existing delivery vehicles. Continue providing solid waste and recycling dumpster deliveries, exchanges and removals with existing delivery vehicles.

External Factors

Council action is required to approve Solid Waste Collection rates in order to fully fund this project. Factory supply and demand along with steel pricing can affect the delivery date and cost of new vehicles.

Maintenance

*Maintenance of capital facilities, buildings and infrastructure has an impact on a Department’s operating budget, and thus routine maintenance costs for new and ongoing projects are identified in the table below.*

	2022	2023	2024	2025	2026	2027	Total
Expected Annual Maintenance	\$0	\$0	\$0	\$0	\$0	\$0	\$0

Maintenance Comments

Solid Waste Collection/---

PAL Body Container Delivery Vehicle

SWC-2017-126

Spending

Project Phase	Prior Spending	2021	Estimated Spending							Total
			2022	2023	2024	2025	2026	2027	6 Year Total	
Purchases	\$0	\$0	\$250,000	\$0	\$0	\$0	\$0	\$0	\$250,000	\$250,000
Total	\$0	\$0	\$250,000	\$0	\$0	\$0	\$0	\$0	\$250,000	\$250,000

Funding

Funding Name	Source	Status*	Prior Funding	2021	Estimated Funding							Total
					2022	2023	2024	2025	2026	2027	6 Year Total	
Utility Rates	Identified	Funded	\$0	\$0	\$250,000	\$0	\$0	\$0	\$0	\$0	\$250,000	\$250,000
Total			\$0	\$0	\$250,000	\$0	\$0	\$0	\$0	\$0	\$250,000	\$250,000

- \*Status definitions
- Unidentified: Funding source has not yet been determined
  - Identified: Funding source has been found, but not yet requested
  - Applied: Grant or loan application has been submitted, or budget has been requested
  - Awarded: Grant or loan has been offered but the contract has not yet been signed or budget has not yet been approved by Council
  - Encumbered: Project contract has been signed and funds have been allocated to spend on the project

Solid Waste Collection/---

Rear-Load Collection Vehicles

SWC-2017-41

Executive Summary

Purchase of replacement rear-loading refuse and recycling collection vehicles beyond their useful life. Replacement as follows: 2022 - 3 vehicles, 2023 - 3 vehicles, 2024 - 3 vehicles, 2027 - 4 vehicles.

Project Justification

This purchase is necessary to replace vehicles that the age and condition of the vehicles are predicted to cause excessive down time and repairs. Newer vehicles are more dependable and necessary to continue providing solid waste collection services to existing and new residential and commercial customers. Rear-load collection vehicles are used in areas where front-load and automated side loading vehicles cannot access such as narrow alleys, sites with no overhead clearance, etc. Solid Waste Collection has over 63,000 residential and almost 3,000 commercial customers serviced each week.

*This project meets the following comprehensive plan goals and/or policies:*

Goal CFU 5: 5.5 Waste Reduction & Recycling -- Provide efficient and economical solid waste services, promote waste reduction and minimize impacts on environment and heath. Goal ED 8: 8.1 Quality of Life Protection -- Protect natural and built environment as primary quality of life.

Location

Other Location

Spokane Central Service Center, 915 N. Nelson St., Spokane, WA 99202

Project Status

Active

Purchase of replacement rear-loading collection vehicles starting in 2022, 2023, 2024 and 2027. Continued collection of commercial refuse and recycling with existing rear-loading trucks. CNG fueling station has been in place at SCSC since 2015 to accommodate.

External Factors

Council action is required to approve Solid Waste Collection rates in order to fully fund this project. Factory supply and demand along with steel pricing can affect the delivery date and cost of new vehicles.

Maintenance

*Maintenance of capital facilities, buildings and infrastructure has an impact on a Department’s operating budget, and thus routine maintenance costs for new and ongoing projects are identified in the table below.*

	2022	2023	2024	2025	2026	2027	Total
Expected Annual Maintenance	\$0	\$0	\$0	\$0	\$0	\$0	\$0

Maintenance Comments

Solid Waste Collection/---

Rear-Load Collection Vehicles

SWC-2017-41

Spending

Project Phase	Prior Spending	2021	Estimated Spending							Total
			2022	2023	2024	2025	2026	2027	6 Year Total	
Purchases	\$0	\$0	\$1,250,000	\$1,250,000	\$1,295,000	\$0	\$0	\$1,800,000	\$5,595,000	\$5,595,000
Total	\$0	\$0	\$1,250,000	\$1,250,000	\$1,295,000	\$0	\$0	\$1,800,000	\$5,595,000	\$5,595,000

Funding

Funding Name	Source	Status*	Prior Funding	2021	Estimated Funding							Total
					2022	2023	2024	2025	2026	2027	6 Year Total	
Utility Rates	Identified	Funded	\$0	\$0	\$1,250,000	\$1,250,000	\$1,295,000	\$0	\$0	\$1,800,000	\$5,595,000	\$5,595,000
Total			\$0	\$0	\$1,250,000	\$1,250,000	\$1,295,000	\$0	\$0	\$1,800,000	\$5,595,000	\$5,595,000

- \*Status definitions
- Unidentified: Funding source has not yet been determined
  - Identified: Funding source has been found, but not yet requested
  - Applied: Grant or loan application has been submitted, or budget has been requested
  - Awarded: Grant or loan has been offered but the contract has not yet been signed or budget has not yet been approved by Council
  - Encumbered: Project contract has been signed and funds have been allocated to spend on the project

Solid Waste Collection/---

Tilt Frame Collection Trucks

SWC-2017-124

Executive Summary

Purchase of commercial tilt-frame solid waste trucks to replace existing tilt-frame trucks that are past their useful life. Replacement as follows: 2025 - 2 vehicle, 2026 - 3 vehicles, 2027 - 3 vehicles.

Project Justification

This purchase is necessary to replace vehicles that the age and condition of the trucks are causing excessive down time and repairs. These trucks provide service to commercial customers with large volume disposal needs. They haul refuse and recycling roll off dumpsters and customer owned compactors to the disposal sites 5 days per week, 7-10 trips per route. These trucks are also used to haul temporary containers rented by residential and construction/demolition companies for projects. This part of Solid Waste's customer base has seen some of the most growth in recent years, with an annual average increase of 9.1% over the last three years.

*This project meets the following comprehensive plan goals and/or policies:*

Goal CFU 5: 5.5 Waste Reduction & Recycling -- Provide efficient and economical solid waste services, promote waste reduction and minimize impacts on environment and heath. Goal ED 8: 8.1 Quality of Life Protection -- Protect natural and built environment as primary quality of life.

Location

Other Location

Spokane Central Service Center, 915 N. Nelson St., Spokane, WA 99202

Project Status

Active

Purchase of replacement commercial tilt-frame vehicles in 2025, 2026 and 2027. Continued service of commercial solid waste and recycling roll offs and compactors. CNG fueling station has been in place at SCSC since 2015 to accommodate.

External Factors

Council action is required to approve Solid Waste Collection rates in order to fully fund this project. Factory supply and demand along with steel pricing can affect the delivery date and cost of new vehicles.

Maintenance

*Maintenance of capital facilities, buildings and infrastructure has an impact on a Department’s operating budget, and thus routine maintenance costs for new and ongoing projects are identified in the table below.*

	2022	2023	2024	2025	2026	2027	Total
Expected Annual Maintenance	\$0	\$0	\$0	\$0	\$0	\$0	\$0

Maintenance Comments

Solid Waste Collection/---

Tilt Frame Collection Trucks

SWC-2017-124

Spending

Project Phase	Prior Spending	2021	Estimated Spending							Total
			2022	2023	2024	2025	2026	2027	6 Year Total	
Purchases	\$0	\$0	\$0	\$0	\$0	\$750,000	\$1,250,000	\$1,250,000	\$3,250,000	\$3,250,000
Total	\$0	\$0	\$0	\$0	\$0	\$750,000	\$1,250,000	\$1,250,000	\$3,250,000	\$3,250,000

Funding

Funding Name	Source	Status*	Prior Funding	2021	Estimated Funding							Total
					2022	2023	2024	2025	2026	2027	6 Year Total	
Utility Rates	Identified	Funded	\$0	\$0	\$0	\$0	\$0	\$750,000	\$1,250,000	\$1,250,000	\$3,250,000	\$3,250,000
Total			\$0	\$0	\$0	\$0	\$0	\$750,000	\$1,250,000	\$1,250,000	\$3,250,000	\$3,250,000

- \*Status definitions
- Unidentified: Funding source has not yet been determined
  - Identified: Funding source has been found, but not yet requested
  - Applied: Grant or loan application has been submitted, or budget has been requested
  - Awarded: Grant or loan has been offered but the contract has not yet been signed or budget has not yet been approved by Council
  - Encumbered: Project contract has been signed and funds have been allocated to spend on the project

# SPOKANE SOLID WASTE DISPOSAL

---

# Spokane Solid Waste Disposal

## Department Goals

Providing a sustainable, environmentally superior system for management of society's discards is a key factor in maintaining the high quality of life for which our area is known. We strive to provide all citizens residing in Spokane with educational recycling and disposal services that continue to put this area in a leadership position with respect to programs, planning, and results. These services should be cost effective, efficient, and environmentally justifiable. The



goals of the City of Spokane Solid Waste Disposal Department (SWD) include: 1) manage more than 50% of the waste stream through waste reduction and recycling; 2) recover the energy from our remaining non-recyclable wastes; and 3) minimize the volume of untreated wastes to be stored in landfills.

## Contact Information

Name	Title	Telephone	email
Chris Averyt	Interim Plant Manager	625-6540	caveryt@spokanecity.org

## Services Provided

SWD provides disposal services for municipal solid waste (MSW) in Spokane, which includes opportunities to recycle and to responsibly manage household hazardous wastes. In addition, SWD provides waste reduction and waste recycling educational programs, business waste audits, comprehensive solid waste management planning services, and City-wide litter control. SWD operates as an enterprise fund, which provides services to the public for a fee and makes the entity self-supporting. The department employs 76 full-time staff, with an annual operating budget of over \$30 million.

## Background

In the mid-1980s, the four publicly-owned landfills in Spokane County were almost full, and three had been designated by the EPA as Superfund sites. They were polluting groundwater and could potentially lead to contamination of Spokane's sole-source aquifer. In addition, new landfill standards were adopted by the State that would make land filling more costly and siting more difficult. After years of study, a decision was made by elected officials from the City of Spokane and Spokane County to form the Spokane Regional Solid Waste System (SRSWS). The other

Regional Cities/Towns in Spokane County and Fairchild AFB accepted an invitation to join the SRSWS and entered into Interlocal Agreements with Spokane County and the City of Spokane. The SRSWS operated as a department of the City of Spokane, and managed solid waste facilities, contracts, and programs for the benefit of all citizens residing in Spokane County.

SRSWS facilities included the Valley Transfer Station, the North County Transfer Station, and transfer facilities at the Waste to Energy Facility which were responsible for providing convenient, clean, and safe access for disposal throughout Spokane County. Citizens, commercial customers, and garbage haulers would deliver MSW to the transfer stations, where it would then be transferred to the Waste to Energy Facility for processing. Each facility included a Recycling Center, which accepted a wide range of materials free of charge, a Household Hazardous Waste turn-in area, and an area for collection of yard waste. For the convenience of the public, all facilities remained open seven days per week from 7 a.m. to 5 p.m., excluding major holidays.

In November of 2014, the Interlocal Agreements that created the SRSWS expired. Spokane County took ownership of the North County and Valley Transfer Stations and the City of Spokane took over operation of the Waste to Energy Facility from the private contractor that had been operating it since its inception; Wheelabrator Spokane. The Waste to Energy Facility still accepts waste from the transfer stations, but no longer receives any waste from Spokane Valley or Liberty Lake as they have opted to bypass the facility and send their waste to a landfill. The Waste to Energy facility now processes approximately 250,000 tons of municipal solid waste (MSW) per year through combustion. This process not only reduces the volume of waste by 90%, but also recovers ferrous metals for recycling and produces electricity, which generates revenue and offsets tipping fees.

SWD is responsible for City-wide waste reduction, reuse, and recycling planning and education programs for residents, schools, and businesses. SWD uses a variety of informational materials and advertising media including a website, hands-on presentations, and community events involving public participation. These materials/events emphasize the connection of waste reduction, reuse, recycling, and proper waste disposal to sustain a healthy, quality environment.

## Level of Service Standard

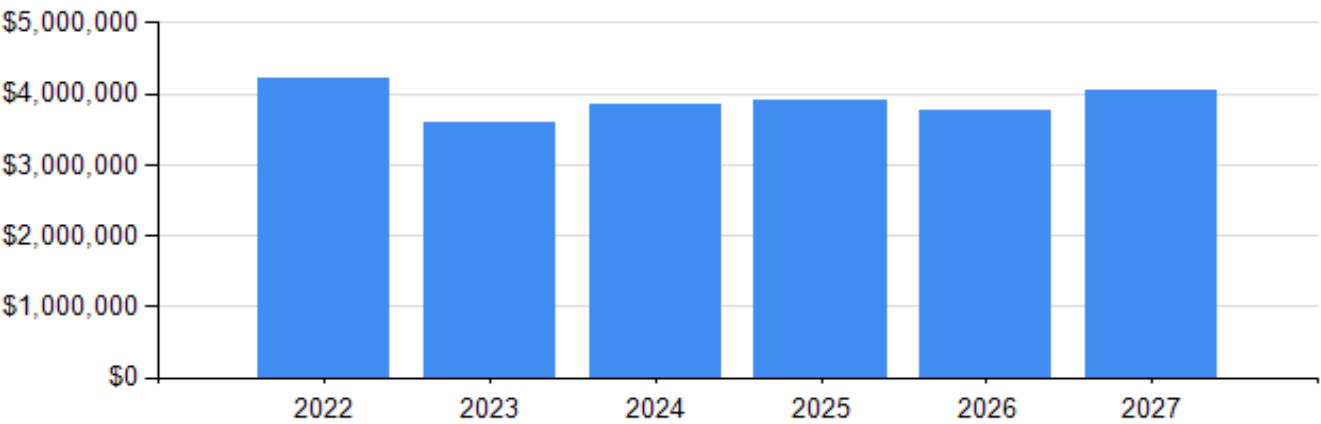
The level of service (LOS) for MSW requiring disposal is 3.53 pounds per capita per day based on the latest available statewide data. This means that on average SWD should be able to accept 3.53 pounds of MSW for every person within Spokane. Although some citizens generate less or more MSW requiring disposal, and while generation varies seasonally, this is an accepted average which can be used for planning purposes. On an annual basis, this equals approximately 317,000 tons.

The Waste to Energy Facility currently processes approximately 250,000 tons of MSW per year. Additional waste received which is not suitable for combustion is transferred via intermodal containers to the Regional Disposal Company landfill in Klickitat County for disposal. This intermodal transfer system has a variable but high capacity, limited only by the availability of containers, and can easily handle MSW quantities which exceed the capacity of the Waste to Energy Facility if required.

# Spending by Category Summary

## Solid Waste Disposal

Category	2022	2023	2024	2025	2026	2027	Total
Solid Waste Disposal Department	\$4,210,000	\$3,587,500	\$3,847,500	\$3,910,000	\$3,760,000	\$4,060,000	\$23,375,000
Total	\$4,210,000	\$3,587,500	\$3,847,500	\$3,910,000	\$3,760,000	\$4,060,000	\$23,375,000



# Funding Summary by Project

## Solid Waste Disposal

Solid Waste Disposal											
Project Name	Funding Source	To Date	2021	2022	2023	2024	2025	2026	2027	6 Year Estimate	Project Total
ACC Motor and VFD Upgrade	Utility Rates-WTE Ops	\$0	\$0	\$0	\$0	\$300,000	\$0	\$0	\$0	\$300,000	\$300,000
	Total	\$0	\$0	\$0	\$0	\$300,000	\$0	\$0	\$0	\$300,000	\$300,000
Ash House Refurbishment	Utility Rates-WTE Ops	\$1,600,000	\$359,500	\$0	\$100,000	\$0	\$500,000	\$2,500,000	\$1,000,000	\$4,100,000	\$6,059,500
	Total	\$1,600,000	\$359,500	\$0	\$100,000	\$0	\$500,000	\$2,500,000	\$1,000,000	\$4,100,000	\$6,059,500
Compressor/Air Dryer Upgrades	Utility Rates-WTE Ops	\$0	\$0	\$325,000	\$0	\$0	\$0	\$0	\$0	\$325,000	\$325,000
	Total	\$0	\$0	\$325,000	\$0	\$0	\$0	\$0	\$0	\$325,000	\$325,000
Filter Fabric Baghouse Change #1	Utility Rates-WTE Ops	\$0	\$150,000	\$0	\$0	\$0	\$0	\$150,000	\$0	\$150,000	\$300,000
	Total	\$0	\$150,000	\$0	\$0	\$0	\$0	\$150,000	\$0	\$150,000	\$300,000
Filter Fabric Baghouse Change #2	Utility Rates-WTE Ops	\$0	\$0	\$150,000	\$0	\$0	\$0	\$0	\$150,000	\$300,000	\$300,000
	Total	\$0	\$0	\$150,000	\$0	\$0	\$0	\$0	\$150,000	\$300,000	\$300,000
Front-End Loader and Other Mobile Equipment	Utility Rates-WTE Ops	\$200,000	\$400,000	\$110,000	\$400,000	\$110,000	\$110,000	\$110,000	\$110,000	\$950,000	\$1,550,000
	Total	\$200,000	\$400,000	\$110,000	\$400,000	\$110,000	\$110,000	\$110,000	\$110,000	\$950,000	\$1,550,000
Future Pollution Control Upgrades	Utility Rates-WTE Ops	\$0	\$0	\$0	\$0	\$200,000	\$0	\$0	\$0	\$200,000	\$200,000
	Total	\$0	\$0	\$0	\$0	\$200,000	\$0	\$0	\$0	\$200,000	\$200,000
Motor and Mechanical Systems Upgrades	Utility Rates-WTE Ops	\$0	\$0	\$0	\$750,000	\$0	\$0	\$0	\$0	\$750,000	\$750,000
	Total	\$0	\$0	\$0	\$750,000	\$0	\$0	\$0	\$0	\$750,000	\$750,000
North Side Landfill Gas Treatment	Utility Rates-WTE Ops	\$0	\$150,000	\$0	\$0	\$0	\$0	\$400,000	\$0	\$400,000	\$550,000
	Total	\$0	\$150,000	\$0	\$0	\$0	\$0	\$400,000	\$0	\$400,000	\$550,000
Replace Economizers	Utility Rates-WTE Ops	\$0	\$0	\$0	\$0	\$0	\$1,000,000	\$0	\$0	\$1,000,000	\$1,000,000
	Total	\$0	\$0	\$0	\$0	\$0	\$1,000,000	\$0	\$0	\$1,000,000	\$1,000,000
Replace Generating Tubes	Utility Rates-WTE Ops	\$0	\$0	\$0	\$1,100,000	\$0	\$0	\$0	\$0	\$1,100,000	\$1,100,000
	Total	\$0	\$0	\$0	\$1,100,000	\$0	\$0	\$0	\$0	\$1,100,000	\$1,100,000
Residential Pit Scale Replacement	Utility Rates-WTE Ops	\$0	\$0	\$0	\$0	\$0	\$0	\$200,000	\$0	\$200,000	\$200,000
	Total	\$0	\$0	\$0	\$0	\$0	\$0	\$200,000	\$0	\$200,000	\$200,000

# Funding Summary by Project

## Solid Waste Disposal

Solid Waste Disposal (continued)											
Project Name	Funding Source	To Date	2021	2022	2023	2024	2025	2026	2027	6 Year Estimate	Project Total
South Side Landfill Gas Treatment	Utility Rates-WTE Ops	\$0	\$500,000	\$0	\$0	\$0	\$0	\$400,000	\$0	\$400,000	\$900,000
	Total	\$0	\$500,000	\$0	\$0	\$0	\$0	\$400,000	\$0	\$400,000	\$900,000
Steam Coil Air Heater (SCAH) Replacement	Utility Rates-WTE Ops	\$0	\$0	\$0	\$300,000	\$0	\$0	\$0	\$0	\$300,000	\$300,000
	Total	\$0	\$0	\$0	\$300,000	\$0	\$0	\$0	\$0	\$300,000	\$300,000
Superheater Replacement #1 Boiler	Utility Rates-WTE Ops	\$2,058,000	\$0	\$0	\$0	\$2,300,000	\$0	\$0	\$0	\$2,300,000	\$4,358,000
	Total	\$2,058,000	\$0	\$0	\$0	\$2,300,000	\$0	\$0	\$0	\$2,300,000	\$4,358,000
Superheater Replacement #2 Boiler	Utility Rates-WTE Ops	\$0	\$2,058,000	\$0	\$0	\$0	\$2,300,000	\$0	\$0	\$2,300,000	\$4,358,000
	Total	\$0	\$2,058,000	\$0	\$0	\$0	\$2,300,000	\$0	\$0	\$2,300,000	\$4,358,000
Transformer Repairs	Utility Rates-WTE Ops	\$0	\$0	\$300,000	\$0	\$0	\$0	\$0	\$0	\$300,000	\$300,000
	Total	\$0	\$0	\$300,000	\$0	\$0	\$0	\$0	\$0	\$300,000	\$300,000
Turbine/Generator Overhaul (Periodic)	Utility Rates-WTE Ops	\$0	\$400,000	\$2,800,000	\$0	\$0	\$0	\$0	\$2,800,000	\$5,600,000	\$6,000,000
	Total	\$0	\$400,000	\$2,800,000	\$0	\$0	\$0	\$0	\$2,800,000	\$5,600,000	\$6,000,000
Turbine/Generator Trisen Control Replacement	Utility Rates-WTE Ops	\$0	\$0	\$275,000	\$0	\$0	\$0	\$0	\$0	\$275,000	\$275,000
	Total	\$0	\$0	\$275,000	\$0	\$0	\$0	\$0	\$0	\$275,000	\$275,000
Valve Work/Upgrades	Utility Rates-WTE Ops	\$0	\$0	\$250,000	\$250,000	\$0	\$0	\$0	\$0	\$500,000	\$500,000
	Total	\$0	\$0	\$250,000	\$250,000	\$0	\$0	\$0	\$0	\$500,000	\$500,000
Waterwall Tube Replacement	Utility Rates-WTE Ops	\$0	\$0	\$0	\$687,500	\$937,500	\$0	\$0	\$0	\$1,625,000	\$1,625,000
	Total	\$0	\$0	\$0	\$687,500	\$937,500	\$0	\$0	\$0	\$1,625,000	\$1,625,000
Category Total		\$3,858,000	\$4,017,500	\$4,210,000	\$3,587,500	\$3,847,500	\$3,910,000	\$3,760,000	\$4,060,000	\$23,375,000	\$31,250,500
Department Total		\$3,858,000	\$4,017,500	\$4,210,000	\$3,587,500	\$3,847,500	\$3,910,000	\$3,760,000	\$4,060,000	\$23,375,000	\$31,250,500
Percent Funded				100%	100%	100%	100%	100%	100%	100%	

# Funding Summary by Department

## Solid Waste Disposal

Funding Source	To Date	2021	2022	2023	2024	2025	2026	2027	6 Year Estimate	Funding Total
Utility Rates-WTE Ops	\$3,858,000	\$4,017,500	\$4,210,000	\$3,587,500	\$3,847,500	\$3,910,000	\$3,760,000	\$4,060,000	\$23,375,000	\$23,375,000
Department Total	\$3,858,000	\$4,017,500	\$4,210,000	\$3,587,500	\$3,847,500	\$3,910,000	\$3,760,000	\$4,060,000	\$23,375,000	\$31,250,500

# Spokane Solid Waste Disposal Project Reports

---

Solid Waste Disposal/---

ACC Motor and VFD Upgrade

SWD-2018-135

Executive Summary

This project will replace the motors on the Air Cooled Condenser (ACC) and provide Variable Frequency Drive (VFD) control. This will allow for electrical energy savings by having the ability to operate at a required speed and not just a Fast/Slow setting

Project Justification

The WTEF is a 25+ year old Facility with technology and equipment of that vintage. The ACC motors are approaching the end of their useful life and also are antiquated in that they only operate at a Slow/Fast setting, often times operating at a faster speed than required and utilizing more electricity to operate than needed. Replacing the motors and installing VFD control allows them to operate at the exact needed speed, saving energy.

*This project meets the following comprehensive plan goals and/or policies:*

Location

WTE Plant Facility

Waste-to-Energy (WTE) Plant Facility.

Project Status

Active

This project is being planned.

External Factors

Maintenance

*Maintenance of capital facilities, buildings and infrastructure has an impact on a Department’s operating budget, and thus routine maintenance costs for new and ongoing projects are identified in the table below.*

	2022	2023	2024	2025	2026	2027	Total
Expected Annual Maintenance	\$0	\$0	\$0	\$0	\$0	\$0	\$0

Maintenance Comments

Solid Waste Disposal/---

ACC Motor and VFD Upgrade

SWD-2018-135

Spending

Project Phase	Prior Spending	2021	Estimated Spending							Total
			2022	2023	2024	2025	2026	2027	6 Year Total	
Construction	\$0	\$0	\$0	\$0	\$300,000	\$0	\$0	\$0	\$300,000	\$300,000
Total	\$0	\$0	\$0	\$0	\$300,000	\$0	\$0	\$0	\$300,000	\$300,000

Funding

Funding Name	Source	Status*	Prior Funding	2021	Estimated Funding							Total
					2022	2023	2024	2025	2026	2027	6 Year Total	
Utility Rates-WTE Ops	Identified	Funded	\$0	\$0	\$0	\$0	\$300,000	\$0	\$0	\$0	\$300,000	\$300,000
Total			\$0	\$0	\$0	\$0	\$300,000	\$0	\$0	\$0	\$300,000	\$300,000

- \*Status definitions
- Unidentified: Funding source has not yet been determined
  - Identified: Funding source has been found, but not yet requested
  - Applied: Grant or loan application has been submitted, or budget has been requested
  - Awarded: Grant or loan has been offered but the contract has not yet been signed or budget has not yet been approved by Council
  - Encumbered: Project contract has been signed and funds have been allocated to spend on the project

Solid Waste Disposal/---  
Ash House Refurbishment

SWD-2016-144

Executive Summary

Repairs and replacement of the Ash House roofing, siding and structural elements.

Project Justification

The corrosive nature of ash management creates a harsh atmosphere in the Ash House. We do regular work to patch holes as they begin to form in the roofing and siding, but at a certain point, full scale replacement of siding is needed. It takes about ten years to get to the point where repairs are no longer the practical solution. Additionally, these funds will also be used to complete structural repairs to Ash House I-beams and the ash handling equipment tower, which are the structural framework of the building and interior structures; temporary repairs have already been instituted.

*This project meets the following comprehensive plan goals and/or policies:*

CFU 1 - Adequate Public Facilities and Services: Provide and maintain adequate public facilities and utilities services and reliable funding in order to protect investments in existing facilities and ensure appropriate levels of service.

Location

WTE Plant Facility  
Waste-to-Energy (WTE) Plant Facility.

Project Status

Active  
In design and construction stages with separate phases occurring.

External Factors

Maintenance

*Maintenance of capital facilities, buildings and infrastructure has an impact on a Department’s operating budget, and thus routine maintenance costs for new and ongoing projects are identified in the table below.*

	2022	2023	2024	2025	2026	2027	Total
Expected Annual Maintenance	\$0	\$0	\$0	\$0	\$0	\$0	\$0

Maintenance Comments

Solid Waste Disposal/---

Ash House Refurbishment

SWD-2016-144

Spending

Project Phase	Prior Spending	2021	Estimated Spending							Total
			2022	2023	2024	2025	2026	2027	6 Year Total	
Construction	\$1,600,000	\$359,500	\$0	\$100,000	\$0	\$500,000	\$2,500,000	\$1,000,000	\$4,100,000	\$6,059,500
Total	\$1,600,000	\$359,500	\$0	\$100,000	\$0	\$500,000	\$2,500,000	\$1,000,000	\$4,100,000	\$6,059,500

Funding

Funding Name	Source	Status*	Prior Funding	2021	Estimated Funding							Total
					2022	2023	2024	2025	2026	2027	6 Year Total	
Utility Rates-WTE Ops	Identified	Funded	\$1,600,000	\$359,500	\$0	\$100,000	\$0	\$500,000	\$2,500,000	\$1,000,000	\$4,100,000	\$6,059,500
Total			\$1,600,000	\$359,500	\$0	\$100,000	\$0	\$500,000	\$2,500,000	\$1,000,000	\$4,100,000	\$6,059,500

- \*Status definitions
- Unidentified: Funding source has not yet been determined
  - Identified: Funding source has been found, but not yet requested
  - Applied: Grant or loan application has been submitted, or budget has been requested
  - Awarded: Grant or loan has been offered but the contract has not yet been signed or budget has not yet been approved by Council
  - Encumbered: Project contract has been signed and funds have been allocated to spend on the project

Solid Waste Disposal/---

Compressor/Air Dryer Upgrades

SWD-2018-129

Executive Summary

There are currently five air compressors and one air dryer in service at WTEF. This project will replace two of the compressors with a more appropriately sized single unit as well as replacing the undersized air dryer with a larger unit.

Project Justification

The existing air compressors are undersized for the plant's needs. This necessitates twice per year rental of diesel driven compressors and associated equipment during scheduled maintenance operations. This replacement will shave costs. Also, we will be replacing the existing air dryer with one capable of handling the Facility's entire plant air needs. Without it, the majority of the process equipment does not see the benefit of the dry air. This has led to a history of premature component failure and has inflated Repairs & Maintenance (R&M) costs.

*This project meets the following comprehensive plan goals and/or policies:*

CFU 1 - Adequate Public Facilities and Services: Provide and maintain adequate public facilities and utilities services and reliable funding in order to protect investments in existing facilities and ensure appropriate levels of service.

Location

WTE Plant Facility  
Waste-to-Energy (WTE) Plant Facility

Project Status

Active  
This project was moved to 2022 due to the need for the entire plant to be down to perform the needed tie-ins. The next scheduled cold iron outage is in 2022.

External Factors

The tie in for the air header for a new compressor will need to be coordinated with complete WTE plant outage. The next scheduled outage of this magnitude is in 2022 in conjunction with the turbine/generator overhaul.

Maintenance

*Maintenance of capital facilities, buildings and infrastructure has an impact on a Department's operating budget, and thus routine maintenance costs for new and ongoing projects are identified in the table below.*

	2022	2023	2024	2025	2026	2027	Total
Expected Annual Maintenance	\$0	\$0	\$0	\$0	\$0	\$0	\$0

Maintenance Comments

Solid Waste Disposal/---

Compressor/Air Dryer Upgrades

SWD-2018-129

Spending

Project Phase	Prior Spending	2021	Estimated Spending							Total
			2022	2023	2024	2025	2026	2027	6 Year Total	
Purchases	\$0	\$0	\$325,000	\$0	\$0	\$0	\$0	\$0	\$325,000	\$325,000
Total	\$0	\$0	\$325,000	\$0	\$0	\$0	\$0	\$0	\$325,000	\$325,000

Funding

Funding Name	Source	Status*	Prior Funding	2021	Estimated Funding							Total
					2022	2023	2024	2025	2026	2027	6 Year Total	
Utility Rates-WTE Ops	Identified	Funded	\$0	\$0	\$325,000	\$0	\$0	\$0	\$0	\$0	\$325,000	\$325,000
Total			\$0	\$0	\$325,000	\$0	\$0	\$0	\$0	\$0	\$325,000	\$325,000

- \*Status definitions
- Unidentified: Funding source has not yet been determined
  - Identified: Funding source has been found, but not yet requested
  - Applied: Grant or loan application has been submitted, or budget has been requested
  - Awarded: Grant or loan has been offered but the contract has not yet been signed or budget has not yet been approved by Council
  - Encumbered: Project contract has been signed and funds have been allocated to spend on the project

Solid Waste Disposal/---

Filter Fabric Baghouse Change #1

SWD-2016-148

Executive Summary

Replacement of fabric filters in Fabric Filter Baghouse #1.

Project Justification

The fabric filters are made of Gortex fabric, which allow them to effectively remove particulates, some metals and aid in D/F removal for compliance with environmental regulations, but they have a functional life of only 5-6 years. The last baghouse filter change out on this unit was done in 2016.

*This project meets the following comprehensive plan goals and/or policies:*

CFU 1 - Adequate Public Facilities and Services: Provide and maintain adequate public facilities and utilities services and reliable funding in order to protect investments in existing facilities and ensure appropriate levels of service.

Location

WTE Plant Facility

Waste-to-Energy (WTE) Plant Facility.

Project Status

Active

In planning stage.

External Factors

Maintenance

*Maintenance of capital facilities, buildings and infrastructure has an impact on a Department’s operating budget, and thus routine maintenance costs for new and ongoing projects are identified in the table below.*

	2022	2023	2024	2025	2026	2027	Total
Expected Annual Maintenance	\$0	\$0	\$0	\$0	\$0	\$0	\$0

Maintenance Comments

Solid Waste Disposal/---

Filter Fabric Baghouse Change #1

SWD-2016-148

Spending

Project Phase	Prior Spending	2021	Estimated Spending							Total
			2022	2023	2024	2025	2026	2027	6 Year Total	
Construction	\$0	\$150,000	\$0	\$0	\$0	\$0	\$150,000	\$0	\$150,000	\$300,000
Total	\$0	\$150,000	\$0	\$0	\$0	\$0	\$150,000	\$0	\$150,000	\$300,000

Funding

Funding Name	Source	Status*	Prior Funding	2021	Estimated Funding							Total
					2022	2023	2024	2025	2026	2027	6 Year Total	
Utility Rates-WTE Ops	Identified	Funded	\$0	\$150,000	\$0	\$0	\$0	\$0	\$150,000	\$0	\$150,000	\$300,000
Total			\$0	\$150,000	\$0	\$0	\$0	\$0	\$150,000	\$0	\$150,000	\$300,000

- \*Status definitions
- Unidentified: Funding source has not yet been determined
  - Identified: Funding source has been found, but not yet requested
  - Applied: Grant or loan application has been submitted, or budget has been requested
  - Awarded: Grant or loan has been offered but the contract has not yet been signed or budget has not yet been approved by Council
  - Encumbered: Project contract has been signed and funds have been allocated to spend on the project

Solid Waste Disposal/---

Filter Fabric Baghouse Change #2

SWD-2016-149

Executive Summary

Replacement of fabric filters in Fabric Filter Baghouse #2.

Project Justification

The fabric filters are made of Gortex fabric, which allows them to effectively remove particulates, some metals and aid in D/F removal for compliance with environmental regulations, but they have a functional life of only 5-6 years. The last baghouse change out on this unit was done in 2016.

*This project meets the following comprehensive plan goals and/or policies:*

CFU 1 - Adequate Public Facilities and Services: Provide and maintain adequate public facilities and utilities services and reliable funding in order to protect investments in existing facilities and ensure appropriate levels of service.

Location

WTE Plant Facility

Waste-to-Energy (WTE) Plant Facility.

Project Status

Active

In planning stage.

External Factors

Maintenance

*Maintenance of capital facilities, buildings and infrastructure has an impact on a Department’s operating budget, and thus routine maintenance costs for new and ongoing projects are identified in the table below.*

	2022	2023	2024	2025	2026	2027	Total
Expected Annual Maintenance	\$0	\$0	\$0	\$0	\$0	\$0	\$0

Maintenance Comments

Solid Waste Disposal/---

Filter Fabric Baghouse Change #2

SWD-2016-149

Spending

Project Phase	Prior Spending	2021	Estimated Spending							Total
			2022	2023	2024	2025	2026	2027	6 Year Total	
Construction	\$0	\$0	\$150,000	\$0	\$0	\$0	\$0	\$150,000	\$300,000	\$300,000
Total	\$0	\$0	\$150,000	\$0	\$0	\$0	\$0	\$150,000	\$300,000	\$300,000

Funding

Funding Name	Source	Status*	Prior Funding	2021	Estimated Funding							Total
					2022	2023	2024	2025	2026	2027	6 Year Total	
Utility Rates-WTE Ops	Identified	Funded	\$0	\$0	\$150,000	\$0	\$0	\$0	\$0	\$150,000	\$300,000	\$300,000
Total			\$0	\$0	\$150,000	\$0	\$0	\$0	\$0	\$150,000	\$300,000	\$300,000

- \*Status definitions
- Unidentified: Funding source has not yet been determined
  - Identified: Funding source has been found, but not yet requested
  - Applied: Grant or loan application has been submitted, or budget has been requested
  - Awarded: Grant or loan has been offered but the contract has not yet been signed or budget has not yet been approved by Council
  - Encumbered: Project contract has been signed and funds have been allocated to spend on the project

Solid Waste Disposal/---

Front-End Loader and Other Mobile Equipment

SWD-2015-67

Executive Summary

Purchase a new front end loader to be used at the WTE Facility for refuse receiving on the tipping floor. Other equipment is being evaluated for replacement in future years.

Project Justification

As time goes by the facility's front end loader used to receive refuse, and other mobile equipment, is becoming more and more unreliable. We continually evaluate the condition of our fleet of 79 pieces of mobile equipment. The age of our equipment ranges from 1985 to 2017. Working with Fleet we will assess and replace up to two or three of our fleet vehicles per year - not necessarily due to age but instead considering age, mileage, support, and overall condition. Planned equipment replacement is scheduled to take place when maintenance costs exceed new equipment costs.

*This project meets the following comprehensive plan goals and/or policies:*

CFU 1 - Adequate Public Facilities and Services: Provide and maintain adequate public facilities and utilities services and reliable funding in order to protect investments in existing facilities and ensure appropriate levels of service.

Location

WTE Plant Facility  
Waste-to-Energy (WTE) Plant Facility.

Project Status

Active  
This purchase has been scheduled.

External Factors

Each year we will evaluate the replacement schedule based on condition of the loader and other mobile equipment.

Maintenance

*Maintenance of capital facilities, buildings and infrastructure has an impact on a Department's operating budget, and thus routine maintenance costs for new and ongoing projects are identified in the table below.*

	2022	2023	2024	2025	2026	2027	Total
Expected Annual Maintenance	\$0	\$0	\$0	\$0	\$0	\$0	\$0

Maintenance Comments

Solid Waste Disposal/---

Front-End Loader and Other Mobile Equipment

SWD-2015-67

Spending

Project Phase	Prior Spending	2021	Estimated Spending							Total
			2022	2023	2024	2025	2026	2027	6 Year Total	
Purchases	\$200,000	\$400,000	\$110,000	\$400,000	\$110,000	\$110,000	\$110,000	\$110,000	\$950,000	\$1,550,000
Total	\$200,000	\$400,000	\$110,000	\$400,000	\$110,000	\$110,000	\$110,000	\$110,000	\$950,000	\$1,550,000

Funding

Funding Name	Source	Status*	Prior Funding	2021	Estimated Funding							Total
					2022	2023	2024	2025	2026	2027	6 Year Total	
Utility Rates-WTE Ops	Identified	Funded	\$200,000	\$400,000	\$110,000	\$400,000	\$110,000	\$110,000	\$110,000	\$110,000	\$950,000	\$1,550,000
Total			\$200,000	\$400,000	\$110,000	\$400,000	\$110,000	\$110,000	\$110,000	\$110,000	\$950,000	\$1,550,000

- \*Status definitions
- Unidentified: Funding source has not yet been determined
  - Identified: Funding source has been found, but not yet requested
  - Applied: Grant or loan application has been submitted, or budget has been requested
  - Awarded: Grant or loan has been offered but the contract has not yet been signed or budget has not yet been approved by Council
  - Encumbered: Project contract has been signed and funds have been allocated to spend on the project

Solid Waste Disposal/---

Future Pollution Control Upgrades

SWD-2019-91

Executive Summary

This Project is the planning for implementation of as-yet undeveloped pollution control measures that would decrease the emissions levels generated by the WTE Facility. The City will continue to monitor technologies and processes as they become available.

Project Justification

The project is the continuing effort to maximize the environmental benefit while minimizing the environmental impact of the WTE Facility.

*This project meets the following comprehensive plan goals and/or policies:*

CFU 1 - Adequate Public Facilities and Services: Provide and maintain adequate public facilities and utilities services and reliable funding in order to protect investments in existing facilities and ensure appropriate levels of service.

Location

WTE Plant Facility  
Waste To Energy Plant

Project Status

Active  
This project is in the pre-planning stages.

External Factors

The timing of this project is dependent upon the development of new technologies and methods that are currently unavailable.

Maintenance

*Maintenance of capital facilities, buildings and infrastructure has an impact on a Department’s operating budget, and thus routine maintenance costs for new and ongoing projects are identified in the table below.*

	2022	2023	2024	2025	2026	2027	Total
Expected Annual Maintenance	\$0	\$0	\$0	\$0	\$0	\$0	\$0

Maintenance Comments

Solid Waste Disposal/---

Future Pollution Control Upgrades

SWD-2019-91

Spending

Project Phase	Prior Spending	2021	Estimated Spending							Total
			2022	2023	2024	2025	2026	2027	6 Year Total	
Planning	\$0	\$0	\$0	\$0	\$200,000	\$0	\$0	\$0	\$200,000	\$200,000
Total	\$0	\$0	\$0	\$0	\$200,000	\$0	\$0	\$0	\$200,000	\$200,000

Funding

Funding Name	Source	Status*	Prior Funding	2021	Estimated Funding							Total
					2022	2023	2024	2025	2026	2027	6 Year Total	
Utility Rates-WTE Ops	Identified	Funded	\$0	\$0	\$0	\$0	\$200,000	\$0	\$0	\$0	\$200,000	\$200,000
Total			\$0	\$0	\$0	\$0	\$200,000	\$0	\$0	\$0	\$200,000	\$200,000

- \*Status definitions
- Unidentified: Funding source has not yet been determined
  - Identified: Funding source has been found, but not yet requested
  - Applied: Grant or loan application has been submitted, or budget has been requested
  - Awarded: Grant or loan has been offered but the contract has not yet been signed or budget has not yet been approved by Council
  - Encumbered: Project contract has been signed and funds have been allocated to spend on the project

Solid Waste Disposal/---

Motor and Mechanical Systems Upgrades

SWD-2020-34

Executive Summary

This project will upgrade and/or replace some low efficiency electrical motors and mechanical systems with newer, more efficient units.

Project Justification

Some technology and equipment at the Waste to Energy Facility is over twenty-five years old. Mechanical systems that either have exceeded their expected useful life, or for which parts and components can no longer be procured or fabricated, will be identified for replacement.

*This project meets the following comprehensive plan goals and/or policies:*

Location

WTE Plant Facility

Waste-to-Energy (WTE) Plant Facility.

Project Status

Active

This project is being planned.

External Factors

Maintenance

*Maintenance of capital facilities, buildings and infrastructure has an impact on a Department’s operating budget, and thus routine maintenance costs for new and ongoing projects are identified in the table below.*

	2022	2023	2024	2025	2026	2027	Total
Expected Annual Maintenance	\$0	\$0	\$0	\$0	\$0	\$0	\$0

Maintenance Comments

Solid Waste Disposal/---

Motor and Mechanical Systems Upgrades

SWD-2020-34

Spending

Project Phase	Prior Spending	2021	Estimated Spending							Total
			2022	2023	2024	2025	2026	2027	6 Year Total	
Construction	\$0	\$0	\$0	\$750,000	\$0	\$0	\$0	\$0	\$750,000	\$750,000
Total	\$0	\$0	\$0	\$750,000	\$0	\$0	\$0	\$0	\$750,000	\$750,000

Funding

Funding Name	Source	Status*	Prior Funding	2021	Estimated Funding							Total
					2022	2023	2024	2025	2026	2027	6 Year Total	
Utility Rates-WTE Ops	Identified	Funded	\$0	\$0	\$0	\$750,000	\$0	\$0	\$0	\$0	\$750,000	\$750,000
Total			\$0	\$0	\$0	\$750,000	\$0	\$0	\$0	\$0	\$750,000	\$750,000

- \*Status definitions
- Unidentified: Funding source has not yet been determined
  - Identified: Funding source has been found, but not yet requested
  - Applied: Grant or loan application has been submitted, or budget has been requested
  - Awarded: Grant or loan has been offered but the contract has not yet been signed or budget has not yet been approved by Council
  - Encumbered: Project contract has been signed and funds have been allocated to spend on the project

Solid Waste Disposal/---

North Side Landfill Gas Treatment

SWD-2018-138

Executive Summary

The project includes confirming gas flows and gas quality, and up-dating the landfill gas control system both to align with current gas quality and flow and to replace obsolete equipment.

Project Justification

The existing gas control system has been in service for almost 30 years and is in need of repair/up-dating as landfill conditions have changed and system equipment has become obsolete (such as the flare control system which is no longer supported by the manufacturer). The landfill gas control system is required under the Superfund agreements for the site. The system is also critical to ensuring that landfill gas does not migrate off-site and cause explosion issues.

*This project meets the following comprehensive plan goals and/or policies:*

CFU 1 - Adequate Public Facilities and Services: Provide and maintain adequate public facilities and utilities services and reliable funding in order to protect investments in existing facilities and ensure appropriate levels of service.

Location

Other Location

North Side Landfill

Project Status

Active

This project is in the planning phase.

External Factors

Maintenance

*Maintenance of capital facilities, buildings and infrastructure has an impact on a Department's operating budget, and thus routine maintenance costs for new and ongoing projects are identified in the table below.*

	2022	2023	2024	2025	2026	2027	Total
Expected Annual Maintenance	\$0	\$0	\$0	\$0	\$0	\$0	\$0

Maintenance Comments

This project, and the funding for it, needs to be moved to a yet-to-be-established landfill funding source. It should not be included as part of the WTE program.

Solid Waste Disposal/---

North Side Landfill Gas Treatment

SWD-2018-138

Spending

Project Phase	Prior Spending	2021	Estimated Spending							Total
			2022	2023	2024	2025	2026	2027	6 Year Total	
Construction	\$0	\$150,000	\$0	\$0	\$0	\$0	\$400,000	\$0	\$400,000	\$550,000
Total	\$0	\$150,000	\$0	\$0	\$0	\$0	\$400,000	\$0	\$400,000	\$550,000

Funding

Funding Name	Source	Status*	Prior Funding	2021	Estimated Funding							Total
					2022	2023	2024	2025	2026	2027	6 Year Total	
Utility Rates-WTE Ops	Identified	Funded	\$0	\$150,000	\$0	\$0	\$0	\$0	\$400,000	\$0	\$400,000	\$550,000
Total			\$0	\$150,000	\$0	\$0	\$0	\$0	\$400,000	\$0	\$400,000	\$550,000

- \*Status definitions
- Unidentified: Funding source has not yet been determined
  - Identified: Funding source has been found, but not yet requested
  - Applied: Grant or loan application has been submitted, or budget has been requested
  - Awarded: Grant or loan has been offered but the contract has not yet been signed or budget has not yet been approved by Council
  - Encumbered: Project contract has been signed and funds have been allocated to spend on the project

Solid Waste Disposal/---

Replace Economizers

SWD-2012-347

Executive Summary

The boilers of the WTE Facility has an economizer section that captures more energy and transforms that extra heat from combustion into steam. The economizer section in the boiler has been repaired many times throughout its service life but is now at the point where it is in need of being replaced.

Project Justification

The economizer section is 20+ years old and is in need of tube replacement.

*This project meets the following comprehensive plan goals and/or policies:*

CFU 1 - Adequate Public Facilities and Services: Provide and maintain adequate public facilities and utilities services and reliable funding in order to protect investments in existing facilities and ensure appropriate levels of service.

Location

WTE Plant Facility

Waste-to-Energy (WTE) Plant Facility

Project Status

Active

Project planned.

External Factors

Maintenance

*Maintenance of capital facilities, buildings and infrastructure has an impact on a Department’s operating budget, and thus routine maintenance costs for new and ongoing projects are identified in the table below.*

	2022	2023	2024	2025	2026	2027	Total
Expected Annual Maintenance	\$0	\$0	\$0	\$0	\$0	\$0	\$0

Maintenance Comments

This project was formerly titled: WTE - Re-tube Boiler Economizer Section

Solid Waste Disposal/---  
Replace Economizers  
SWD-2012-347

Spending

Project Phase	Prior Spending	2021	Estimated Spending							Total
			2022	2023	2024	2025	2026	2027	6 Year Total	
Construction	\$0	\$0	\$0	\$0	\$0	\$1,000,000	\$0	\$0	\$1,000,000	\$1,000,000
Total	\$0	\$0	\$0	\$0	\$0	\$1,000,000	\$0	\$0	\$1,000,000	\$1,000,000

Funding

Funding Name	Source	Status*	Prior Funding	2021	Estimated Funding							Total
					2022	2023	2024	2025	2026	2027	6 Year Total	
Utility Rates-WTE Ops	Identified	Funded	\$0	\$0	\$0	\$0	\$0	\$1,000,000	\$0	\$0	\$1,000,000	\$1,000,000
Total			\$0	\$0	\$0	\$0	\$0	\$1,000,000	\$0	\$0	\$1,000,000	\$1,000,000

\*Status definitions

- Unidentified: Funding source has not yet been determined
- Identified: Funding source has been found, but not yet requested
- Applied: Grant or loan application has been submitted, or budget has been requested
- Awarded: Grant or loan has been offered but the contract has not yet been signed or budget has not yet been approved by Council
- Encumbered: Project contract has been signed and funds have been allocated to spend on the project

Solid Waste Disposal/---

Replace Generating Tubes

SWD-2012-345

Executive Summary

The boilers of the WTE Facility has a generating section that transforms the heat from combustion into steam. The generating section in the boiler has been repaired throughout its life and is in now at the point where it is in need of being replaced.

Project Justification

The generating section is 20+ years old and is in need of tube replacement.

*This project meets the following comprehensive plan goals and/or policies:*

CFU 1 - Adequate Public Facilities and Services: Provide and maintain adequate public facilities and utilities services and reliable funding in order to protect investments in existing facilities and ensure appropriate levels of service.

Location

WTE Plant Facility  
Spokane Regional Waste to Energy Facility

Project Status

Active  
Project planned.

External Factors

Maintenance

*Maintenance of capital facilities, buildings and infrastructure has an impact on a Department’s operating budget, and thus routine maintenance costs for new and ongoing projects are identified in the table below.*

	2022	2023	2024	2025	2026	2027	Total
Expected Annual Maintenance	\$0	\$0	\$0	\$0	\$0	\$0	\$0

Maintenance Comments

This project was previously titled: WTE-Boiler Generating Section Tube Replacement

Solid Waste Disposal/---

Replace Generating Tubes

SWD-2012-345

Spending

Project Phase	Prior Spending	2021	Estimated Spending							Total
			2022	2023	2024	2025	2026	2027	6 Year Total	
Construction	\$0	\$0	\$0	\$1,100,000	\$0	\$0	\$0	\$0	\$1,100,000	\$1,100,000
Total	\$0	\$0	\$0	\$1,100,000	\$0	\$0	\$0	\$0	\$1,100,000	\$1,100,000

Funding

Funding Name	Source	Status*	Prior Funding	2021	Estimated Funding							Total
					2022	2023	2024	2025	2026	2027	6 Year Total	
Utility Rates-WTE Ops	Identified	Funded	\$0	\$0	\$0	\$1,100,000	\$0	\$0	\$0	\$0	\$1,100,000	\$1,100,000
Total			\$0	\$0	\$0	\$1,100,000	\$0	\$0	\$0	\$0	\$1,100,000	\$1,100,000

- \*Status definitions
- Unidentified: Funding source has not yet been determined
  - Identified: Funding source has been found, but not yet requested
  - Applied: Grant or loan application has been submitted, or budget has been requested
  - Awarded: Grant or loan has been offered but the contract has not yet been signed or budget has not yet been approved by Council
  - Encumbered: Project contract has been signed and funds have been allocated to spend on the project

Solid Waste Disposal/---

Residential Pit Scale Replacement

SWD-2020-33

Executive Summary

Replacement of the third residential pit scale.

Project Justification

The Waste to Energy Facility utilizes three pit scales to service residential customers. These scales are 30 years old and are approaching the end of their useful life. Two scales have been replaced, this project would replace the third scale.

*This project meets the following comprehensive plan goals and/or policies:*

CFU 1 - Adequate Public Facilities and Services: Provide and maintain adequate public facilities and utilities services and reliable funding in order to protect investments in existing facilities and ensure appropriate levels of service.

Location

WTE Plant Facility

Waste-to-Energy (WTE) Plant Facility.

Project Status

Active

This project is in the planning stage.

External Factors

If the condition of the scale deteriorates faster than expected, this may require the scale to be replaced prior to this estimate.

Maintenance

*Maintenance of capital facilities, buildings and infrastructure has an impact on a Department's operating budget, and thus routine maintenance costs for new and ongoing projects are identified in the table below.*

	2022	2023	2024	2025	2026	2027	Total
Expected Annual Maintenance	\$0	\$0	\$0	\$0	\$0	\$0	\$0

Maintenance Comments

Solid Waste Disposal/---

Residential Pit Scale Replacement

SWD-2020-33

Spending

Project Phase	Prior Spending	2021	Estimated Spending							Total
			2022	2023	2024	2025	2026	2027	6 Year Total	
Purchases	\$0	\$0	\$0	\$0	\$0	\$0	\$200,000	\$0	\$200,000	\$200,000
Total	\$0	\$0	\$0	\$0	\$0	\$0	\$200,000	\$0	\$200,000	\$200,000

Funding

Funding Name	Source	Status*	Prior Funding	2021	Estimated Funding							Total
					2022	2023	2024	2025	2026	2027	6 Year Total	
Utility Rates-WTE Ops	Identified	Funded	\$0	\$0	\$0	\$0	\$0	\$0	\$200,000	\$0	\$200,000	\$200,000
Total			\$0	\$0	\$0	\$0	\$0	\$0	\$200,000	\$0	\$200,000	\$200,000

- \*Status definitions
- Unidentified: Funding source has not yet been determined
  - Identified: Funding source has been found, but not yet requested
  - Applied: Grant or loan application has been submitted, or budget has been requested
  - Awarded: Grant or loan has been offered but the contract has not yet been signed or budget has not yet been approved by Council
  - Encumbered: Project contract has been signed and funds have been allocated to spend on the project

Solid Waste Disposal/---

South Side Landfill Gas Treatment

SWD-2019-77

Executive Summary

The project includes repairing/up-dating gas treatment components, confirming gas flows and gas quality, and replacing the landfill gas treatment system to align with current gas quality and flow and to replace obsolete equipment.

Project Justification

The existing gas treatment system has been in service for more almost 30 years and is in need of repair/up-dating as landfill conditions have changed and system equipment has become obsolete for the current gas quality and flow. The system is critical to ensuring that landfill gas does not migrate off-site and cause explosion issues.

*This project meets the following comprehensive plan goals and/or policies:*

CFU 1 - Adequate Public Facilities and Services: Provide and maintain adequate public facilities and utilities services and reliable funding in order to protect investments in existing facilities and ensure appropriate levels of service.

Location

Other Location

South Side Landfill

Project Status

Active

This project is in the design and planning phase.

External Factors

In the property exchange for the land adjacent to the Southside landfill to the school district, verbiage was added addressing that the school district wishes to have input on the siting of the flare station and may pay to relocate it based on final plans for the siting of a new middle school.

Maintenance

*Maintenance of capital facilities, buildings and infrastructure has an impact on a Department’s operating budget, and thus routine maintenance costs for new and ongoing projects are identified in the table below.*

	2022	2023	2024	2025	2026	2027	Total
Expected Annual Maintenance	\$0	\$0	\$0	\$0	\$0	\$0	\$0

Maintenance Comments

Solid Waste Disposal/---

South Side Landfill Gas Treatment

SWD-2019-77

Spending

Project Phase	Prior Spending	2021	Estimated Spending							Total
			2022	2023	2024	2025	2026	2027	6 Year Total	
Construction	\$0	\$500,000	\$0	\$0	\$0	\$0	\$400,000	\$0	\$400,000	\$900,000
Total	\$0	\$500,000	\$0	\$0	\$0	\$0	\$400,000	\$0	\$400,000	\$900,000

Funding

Funding Name	Source	Status*	Prior Funding	2021	Estimated Funding							Total
					2022	2023	2024	2025	2026	2027	6 Year Total	
Utility Rates-WTE Ops	Identified	Funded	\$0	\$500,000	\$0	\$0	\$0	\$0	\$400,000	\$0	\$400,000	\$900,000
Total			\$0	\$500,000	\$0	\$0	\$0	\$0	\$400,000	\$0	\$400,000	\$900,000

- \*Status definitions
- Unidentified: Funding source has not yet been determined
  - Identified: Funding source has been found, but not yet requested
  - Applied: Grant or loan application has been submitted, or budget has been requested
  - Awarded: Grant or loan has been offered but the contract has not yet been signed or budget has not yet been approved by Council
  - Encumbered: Project contract has been signed and funds have been allocated to spend on the project

Solid Waste Disposal/---

Steam Coil Air Heater (SCAH) Replacement

SWD-2019-75

Executive Summary

This project will replace the Steam Coil Air Heaters.

Project Justification

The SCAH is critical to maintaining the proper temperatures in the combustion process. They preheat the air introduced into the combustion chamber to increase the efficiency of the combustion process. They have exceeded their typical life cycle (25 years) and are nearing the point where the cost of annual repairs is approaching the replacement costs.

*This project meets the following comprehensive plan goals and/or policies:*

CFU 1 - Adequate Public Facilities and Services: Provide and maintain adequate public facilities and utilities services and reliable funding in order to protect investments in existing facilities and ensure appropriate levels of service.

Location

WTE Plant Facility

Waste-to-Energy (WTE) Plant Facility.

Project Status

Active

This project is in the planning phase.

External Factors

Maintenance

*Maintenance of capital facilities, buildings and infrastructure has an impact on a Department’s operating budget, and thus routine maintenance costs for new and ongoing projects are identified in the table below.*

	2022	2023	2024	2025	2026	2027	Total
Expected Annual Maintenance	\$0	\$0	\$0	\$0	\$0	\$0	\$0

Maintenance Comments

Solid Waste Disposal/---

Steam Coil Air Heater (SCAH) Replacement

SWD-2019-75

Spending

Project Phase	Prior Spending	2021	Estimated Spending							Total
			2022	2023	2024	2025	2026	2027	6 Year Total	
Purchases	\$0	\$0	\$0	\$300,000	\$0	\$0	\$0	\$0	\$300,000	\$300,000
Total	\$0	\$0	\$0	\$300,000	\$0	\$0	\$0	\$0	\$300,000	\$300,000

Funding

Funding Name	Source	Status*	Prior Funding	2021	Estimated Funding							Total
					2022	2023	2024	2025	2026	2027	6 Year Total	
Utility Rates-WTE Ops	Identified	Funded	\$0	\$0	\$0	\$300,000	\$0	\$0	\$0	\$0	\$300,000	\$300,000
Total			\$0	\$0	\$0	\$300,000	\$0	\$0	\$0	\$0	\$300,000	\$300,000

- \*Status definitions
- Unidentified: Funding source has not yet been determined
  - Identified: Funding source has been found, but not yet requested
  - Applied: Grant or loan application has been submitted, or budget has been requested
  - Awarded: Grant or loan has been offered but the contract has not yet been signed or budget has not yet been approved by Council
  - Encumbered: Project contract has been signed and funds have been allocated to spend on the project

**Solid Waste Disposal/---**  
**Superheater Replacement #1 Boiler**  
SWD-2015-36

**Executive Summary**

Unit #1 Super-heater pendants are scheduled for replacement.

**Project Justification**

Super-heater pendants are subject to high heat, corrosion and erosion. At the current operating conditions we expect they should have a 3-4 year life expectancy.

*This project meets the following comprehensive plan goals and/or policies:*

CFU 1 - Adequate Public Facilities and Services: Provide and maintain adequate public facilities and utilities services and reliable funding in order to protect investments in existing facilities and ensure appropriate levels of service.

**Location**

WTE Plant Facility  
Waste-to-Energy (WTE) Plant Facility.

**Project Status**

Active  
Value blanket for superheater pendant purchase has been initiated and Boiler #1 secondary superheater pendant replacement is scheduled for 2020 and primary superheater pendant replacement is scheduled for 2021

**External Factors**

While outages are scheduled in advance they may shift due to varying reasons; availability of contractor and materials.

**Maintenance**

*Maintenance of capital facilities, buildings and infrastructure has an impact on a Department's operating budget, and thus routine maintenance costs for new and ongoing projects are identified in the table below.*

	2022	2023	2024	2025	2026	2027	Total
Expected Annual Maintenance	\$0	\$0	\$0	\$0	\$0	\$0	\$0

**Maintenance Comments**

Solid Waste Disposal/---

Superheater Replacement #1 Boiler

SWD-2015-36

Spending

Project Phase	Prior Spending	2021	Estimated Spending							Total
			2022	2023	2024	2025	2026	2027	6 Year Total	
Construction	\$800,000	\$0	\$0	\$0	\$900,000	\$0	\$0	\$0	\$900,000	\$1,700,000
Purchases	\$1,258,000	\$0	\$0	\$0	\$1,400,000	\$0	\$0	\$0	\$1,400,000	\$2,658,000
Total	\$2,058,000	\$0	\$0	\$0	\$2,300,000	\$0	\$0	\$0	\$2,300,000	\$4,358,000

Funding

Funding Name	Source	Status*	Prior Funding	2021	Estimated Funding							Total
					2022	2023	2024	2025	2026	2027	6 Year Total	
Utility Rates-WTE Ops	Identified	Funded	\$2,058,000	\$0	\$0	\$0	\$2,300,000	\$0	\$0	\$0	\$2,300,000	\$4,358,000
Total			\$2,058,000	\$0	\$0	\$0	\$2,300,000	\$0	\$0	\$0	\$2,300,000	\$4,358,000

- \*Status definitions
- Unidentified: Funding source has not yet been determined
  - Identified: Funding source has been found, but not yet requested
  - Applied: Grant or loan application has been submitted, or budget has been requested
  - Awarded: Grant or loan has been offered but the contract has not yet been signed or budget has not yet been approved by Council
  - Encumbered: Project contract has been signed and funds have been allocated to spend on the project

**Solid Waste Disposal/---**  
**Superheater Replacement #2 Boiler**  
SWD-2015-35

**Executive Summary**

Unit #2 Super-heater pendant replacements.

**Project Justification**

The pendant tubes are ultrasonically tested for thickness each outage. This testing determines which tubes need to be replaced over the course of each outage. Recent testing indicates these tubes are at a point where it becomes too costly and time consuming to continue repairing them.

*This project meets the following comprehensive plan goals and/or policies:*

CFU 1 - Adequate Public Facilities and Services: Provide and maintain adequate public facilities and utilities services and reliable funding in order to protect investments in existing facilities and ensure appropriate levels of service.

**Location**

WTE Plant Facility  
Waste-to-Energy (WTE) Plant Facility.

**Project Status**

Active  
A value blanket for the purchase of the superheater pendants has been initiated and the Boiler #2 secondary superheater pendants are scheduled to be replaced in 2020 and the primary superheater pendants scheduled to be replaced in 2021

**External Factors**

While outages are scheduled in advance they may shift due to varying reasons; availability of contractor and materials.

**Maintenance**

*Maintenance of capital facilities, buildings and infrastructure has an impact on a Department's operating budget, and thus routine maintenance costs for new and ongoing projects are identified in the table below.*

	2022	2023	2024	2025	2026	2027	Total
Expected Annual Maintenance	\$0	\$0	\$0	\$0	\$0	\$0	\$0

**Maintenance Comments**

Solid Waste Disposal/---

Superheater Replacement #2 Boiler

SWD-2015-35

Spending

Project Phase	Prior Spending	2021	Estimated Spending							Total
			2022	2023	2024	2025	2026	2027	6 Year Total	
Construction	\$0	\$800,000	\$0	\$0	\$0	\$900,000	\$0	\$0	\$900,000	\$1,700,000
Purchases	\$0	\$1,258,000	\$0	\$0	\$0	\$1,400,000	\$0	\$0	\$1,400,000	\$2,658,000
Total	\$0	\$2,058,000	\$0	\$0	\$0	\$2,300,000	\$0	\$0	\$2,300,000	\$4,358,000

Funding

Funding Name	Source	Status*	Prior Funding	2021	Estimated Funding							Total
					2022	2023	2024	2025	2026	2027	6 Year Total	
Utility Rates-WTE Ops	Identified	Funded	\$0	\$2,058,000	\$0	\$0	\$0	\$2,300,000	\$0	\$0	\$2,300,000	\$4,358,000
Total			\$0	\$2,058,000	\$0	\$0	\$0	\$2,300,000	\$0	\$0	\$2,300,000	\$4,358,000

\*Status definitions

- Unidentified: Funding source has not yet been determined
- Identified: Funding source has been found, but not yet requested
- Applied: Grant or loan application has been submitted, or budget has been requested
- Awarded: Grant or loan has been offered but the contract has not yet been signed or budget has not yet been approved by Council
- Encumbered: Project contract has been signed and funds have been allocated to spend on the project

Solid Waste Disposal/---

Transformer Repairs

SWD-2019-76

Executive Summary

Repair of one of the main transformers serving the facility.

Project Justification

One of the main switch yards transformers that allow the WTEF to use and transmit electricity produced by the WTEF has developed a slight weep of fluid from one of its cells. The work requires the WTEF to be completely shut down and isolated to the grid. The weep is being monitored with the expectation that we can facilitate the repair during the next Turbine Generator (TG) Overhaul.

*This project meets the following comprehensive plan goals and/or policies:*

CFU 1 - Adequate Public Facilities and Services: Provide and maintain adequate public facilities and utilities services and reliable funding in order to protect investments in existing facilities and ensure appropriate levels of service.

Location

WTE Plant Facility

Waste-to-Energy (WTE) Plant Facility.

Project Status

Active

This project is being monitored and is in the planning stage.

External Factors

Maintenance

*Maintenance of capital facilities, buildings and infrastructure has an impact on a Department’s operating budget, and thus routine maintenance costs for new and ongoing projects are identified in the table below.*

	2022	2023	2024	2025	2026	2027	Total
Expected Annual Maintenance	\$0	\$0	\$0	\$0	\$0	\$0	\$0

Maintenance Comments

Solid Waste Disposal/---

Transformer Repairs

SWD-2019-76

Spending

Project Phase	Prior Spending	2021	Estimated Spending							Total
			2022	2023	2024	2025	2026	2027	6 Year Total	
Construction	\$0	\$0	\$300,000	\$0	\$0	\$0	\$0	\$0	\$300,000	\$300,000
Total	\$0	\$0	\$300,000	\$0	\$0	\$0	\$0	\$0	\$300,000	\$300,000

Funding

Funding Name	Source	Status*	Prior Funding	2021	Estimated Funding							Total
					2022	2023	2024	2025	2026	2027	6 Year Total	
Utility Rates-WTE Ops	Identified	Funded	\$0	\$0	\$300,000	\$0	\$0	\$0	\$0	\$0	\$300,000	\$300,000
Total			\$0	\$0	\$300,000	\$0	\$0	\$0	\$0	\$0	\$300,000	\$300,000

\*Status definitions

- Unidentified: Funding source has not yet been determined
- Identified: Funding source has been found, but not yet requested
- Applied: Grant or loan application has been submitted, or budget has been requested
- Awarded: Grant or loan has been offered but the contract has not yet been signed or budget has not yet been approved by Council
- Encumbered: Project contract has been signed and funds have been allocated to spend on the project

**Solid Waste Disposal/---**  
**Turbine/Generator Overhaul (Periodic)**  
SWD-2013-15

**Executive Summary**

Steam turbines require periodic overhauls to repair seals and bearings and check and repair any damage to turbine blades or the turbine shaft. This overhaul is typically done every 5 to 6 years.

**Project Justification**

Internal wear and damage in the turbine must be repaired in order to assure continuing safe, reliable, efficient operations.

*This project meets the following comprehensive plan goals and/or policies:*

CFU 1 - Adequate Public Facilities and Services: Provide and maintain adequate public facilities and utilities services and reliable funding in order to protect investments in existing facilities and ensure appropriate levels of service.

**Location**

WTE Plant Facility  
Waste-to-Energy (WTE) Plant Facility.

**Project Status**

Active  
Project planned.

**External Factors**

WTE outage scheduling.

**Maintenance**

*Maintenance of capital facilities, buildings and infrastructure has an impact on a Department's operating budget, and thus routine maintenance costs for new and ongoing projects are identified in the table below.*

	2022	2023	2024	2025	2026	2027	Total
Expected Annual Maintenance	\$0	\$0	\$0	\$0	\$0	\$0	\$0

**Maintenance Comments**

This project was formerly titled: WTE-Periodic Turbine Overhaul

Solid Waste Disposal/---

Turbine/Generator Overhaul (Periodic)

SWD-2013-15

Spending

Project Phase	Prior Spending	2021	Estimated Spending							Total
			2022	2023	2024	2025	2026	2027	6 Year Total	
Construction	\$0	\$400,000	\$2,800,000	\$0	\$0	\$0	\$0	\$2,800,000	\$5,600,000	\$6,000,000
Total	\$0	\$400,000	\$2,800,000	\$0	\$0	\$0	\$0	\$2,800,000	\$5,600,000	\$6,000,000

Funding

Funding Name	Source	Status*	Prior Funding	2021	Estimated Funding							Total
					2022	2023	2024	2025	2026	2027	6 Year Total	
Utility Rates-WTE Ops	Identified	Funded	\$0	\$400,000	\$2,800,000	\$0	\$0	\$0	\$0	\$2,800,000	\$5,600,000	\$6,000,000
Total			\$0	\$400,000	\$2,800,000	\$0	\$0	\$0	\$0	\$2,800,000	\$5,600,000	\$6,000,000

- \*Status definitions
- Unidentified: Funding source has not yet been determined
  - Identified: Funding source has been found, but not yet requested
  - Applied: Grant or loan application has been submitted, or budget has been requested
  - Awarded: Grant or loan has been offered but the contract has not yet been signed or budget has not yet been approved by Council
  - Encumbered: Project contract has been signed and funds have been allocated to spend on the project

Solid Waste Disposal/---

Turbine/Generator Trisen Control Replacement

SWD-2018-131

Executive Summary

Replacement of the controlling equipment that operates the Turbine/Generator functions.

Project Justification

The Trisen Controls System is the brain behind the operation of the Turbine Generator. The Trisen regulates all operating aspects of the Turbine Generator System. The current system at the WTEF is original construction equipment. Support, parts and service are being phased out due to age and updated technology.

*This project meets the following comprehensive plan goals and/or policies:*

CFU 1 - Adequate Public Facilities and Services: Provide and maintain adequate public facilities and utilities services and reliable funding in order to protect investments in existing facilities and ensure appropriate levels of service.

Location

WTE Plant Facility  
Waste-to-Energy (WTE) Plant Facility.

Project Status

Active  
This project is scheduled.

External Factors

Maintenance

*Maintenance of capital facilities, buildings and infrastructure has an impact on a Department’s operating budget, and thus routine maintenance costs for new and ongoing projects are identified in the table below.*

	2022	2023	2024	2025	2026	2027	Total
Expected Annual Maintenance	\$0	\$0	\$0	\$0	\$0	\$0	\$0

Maintenance Comments

Solid Waste Disposal/---

Turbine/Generator Trisen Control Replacement

SWD-2018-131

Spending

Project Phase	Prior Spending	2021	Estimated Spending							Total
			2022	2023	2024	2025	2026	2027	6 Year Total	
Purchases	\$0	\$0	\$275,000	\$0	\$0	\$0	\$0	\$0	\$275,000	\$275,000
Total	\$0	\$0	\$275,000	\$0	\$0	\$0	\$0	\$0	\$275,000	\$275,000

Funding

Funding Name	Source	Status*	Prior Funding	2021	Estimated Funding							Total
					2022	2023	2024	2025	2026	2027	6 Year Total	
Utility Rates-WTE Ops	Identified	Funded	\$0	\$0	\$275,000	\$0	\$0	\$0	\$0	\$0	\$275,000	\$275,000
Total			\$0	\$0	\$275,000	\$0	\$0	\$0	\$0	\$0	\$275,000	\$275,000

- \*Status definitions
- Unidentified: Funding source has not yet been determined
  - Identified: Funding source has been found, but not yet requested
  - Applied: Grant or loan application has been submitted, or budget has been requested
  - Awarded: Grant or loan has been offered but the contract has not yet been signed or budget has not yet been approved by Council
  - Encumbered: Project contract has been signed and funds have been allocated to spend on the project

Solid Waste Disposal/---

Valve Work/Upgrades

SWD-2016-150

Executive Summary

Upgrading, maintaining, and replacing the valve system at the WTE Facility.

Project Justification

There are hundreds of valves that provide for the safe and functional operation of the WTE Facility. Many of those can be changed during a typical outage, or during normal operations with proper Lock out-tag out (LOTO) isolation. Some cannot and require proper timing and a large capital investment to replace or repair. The facility is getting by, but there are multiple large bypass and safety valves that need to be replaced for the effective operation of the facility.

*This project meets the following comprehensive plan goals and/or policies:*

CFU 1 - Adequate Public Facilities and Services: Provide and maintain adequate public facilities and utilities services and reliable funding in order to protect investments in existing facilities and ensure appropriate levels of service.

Location

WTE Plant Facility

Waste-to-Energy (WTE) Plant Facility.

Project Status

Active

In planning stage.

External Factors

Maintenance

*Maintenance of capital facilities, buildings and infrastructure has an impact on a Department’s operating budget, and thus routine maintenance costs for new and ongoing projects are identified in the table below.*

	2022	2023	2024	2025	2026	2027	Total
Expected Annual Maintenance	\$0	\$0	\$0	\$0	\$0	\$0	\$0

Maintenance Comments

Solid Waste Disposal/---  
Valve Work/Upgrades  
SWD-2016-150

Spending

Project Phase	Prior Spending	2021	Estimated Spending							Total
			2022	2023	2024	2025	2026	2027	6 Year Total	
Construction	\$0	\$0	\$250,000	\$250,000	\$0	\$0	\$0	\$0	\$500,000	\$500,000
Total	\$0	\$0	\$250,000	\$250,000	\$0	\$0	\$0	\$0	\$500,000	\$500,000

Funding

Funding Name	Source	Status*	Prior Funding	2021	Estimated Funding							Total
					2022	2023	2024	2025	2026	2027	6 Year Total	
Utility Rates-WTE Ops	Identified	Funded	\$0	\$0	\$250,000	\$250,000	\$0	\$0	\$0	\$0	\$500,000	\$500,000
Total			\$0	\$0	\$250,000	\$250,000	\$0	\$0	\$0	\$0	\$500,000	\$500,000

\*Status definitions

- Unidentified: Funding source has not yet been determined
- Identified: Funding source has been found, but not yet requested
- Applied: Grant or loan application has been submitted, or budget has been requested
- Awarded: Grant or loan has been offered but the contract has not yet been signed or budget has not yet been approved by Council
- Encumbered: Project contract has been signed and funds have been allocated to spend on the project

Solid Waste Disposal/---

Waterwall Tube Replacement

SWD-2018-132

Executive Summary

Replacement of the tubes where steam is produced inside the WTE boilers.

Project Justification

The Waterwall Tubes in the (2) two refuse fired boilers at the COS WTEF are a major component of the steam cycle process. The typical useful life cycle of the waterwall tubes (10-15 years) is dependent upon location in the process. Over the years sections of the waterwalls have systematically been replaced as identified as a result of the annual critical equipment inspection process. This project is a continuation of this process.

*This project meets the following comprehensive plan goals and/or policies:*

CFU 1 - Adequate Public Facilities and Services: Provide and maintain adequate public facilities and utilities services and reliable funding in order to protect investments in existing facilities and ensure appropriate levels of service.

Location

WTE Plant Facility

Waste-to-Energy (WTE) Plant Facility.

Project Status

Active

This project is in the planning phase.

External Factors

Maintenance

*Maintenance of capital facilities, buildings and infrastructure has an impact on a Department’s operating budget, and thus routine maintenance costs for new and ongoing projects are identified in the table below.*

	2022	2023	2024	2025	2026	2027	Total
Expected Annual Maintenance	\$0	\$0	\$0	\$0	\$0	\$0	\$0

Maintenance Comments

Solid Waste Disposal/---

Waterwall Tube Replacement

SWD-2018-132

Spending

Project Phase	Prior Spending	2021	Estimated Spending							Total
			2022	2023	2024	2025	2026	2027	6 Year Total	
Construction	\$0	\$0	\$0	\$687,500	\$937,500	\$0	\$0	\$0	\$1,625,000	\$1,625,000
Total	\$0	\$0	\$0	\$687,500	\$937,500	\$0	\$0	\$0	\$1,625,000	\$1,625,000

Funding

Funding Name	Source	Status*	Prior Funding	2021	Estimated Funding							Total
					2022	2023	2024	2025	2026	2027	6 Year Total	
Utility Rates-WTE Ops	Identified	Funded	\$0	\$0	\$0	\$687,500	\$937,500	\$0	\$0	\$0	\$1,625,000	\$1,625,000
Total			\$0	\$0	\$0	\$687,500	\$937,500	\$0	\$0	\$0	\$1,625,000	\$1,625,000

- \*Status definitions
- Unidentified: Funding source has not yet been determined
  - Identified: Funding source has been found, but not yet requested
  - Applied: Grant or loan application has been submitted, or budget has been requested
  - Awarded: Grant or loan has been offered but the contract has not yet been signed or budget has not yet been approved by Council
  - Encumbered: Project contract has been signed and funds have been allocated to spend on the project

# STREET DEPARTMENT

---

# Street Department

## Department Goals

The overall transportation goal within the City of Spokane is to develop and implement a transportation system and a healthy balance of transportation choices that supports economic vitality, as well as improves mobility and quality of life of all residents.



## Contact Information

Street Department:

Clint Harris, Director, 625-7744, [ceharris@spokanecity.org](mailto:ceharris@spokanecity.org)

Integrated Capital Management:

Katherine Miller, Director, 625-6338, [kemiller@spokanecity.org](mailto:kemiller@spokanecity.org)

## Services Provided

From a capital projects perspective, the Street Department is responsible for monitoring the conditions of the existing transportation system which includes the City's public streets, bridges, and traffic control devices. When new facilities are needed, Integrated Capital Management (ICM) supports the Street Department by developing the Scope, Schedule and Budget. Once the project is defined, ICM obtains grants and loans to finance the design and construction of those capital projects. Capital equipment such as vehicles also are monitored by the Street Department and replaced as needed.

## Background

Spokane has approximately 2,216 lane miles of paved streets. Arterial streets account for approximately 756 of the total lane miles. The Street Department is responsible for maintaining the street system to ensure the safety of the traveling public. The Street Department also oversees the traffic signal system which consists of over 250 signals throughout the City.

The Street Department manages the overall street and traffic control system by:

- Regularly assessing street conditions and safety concerns.
- Making changes to signage, signals, lighting, traffic detection equipment, and other street elements to facilitate safer use of the streets.
- Performing routine maintenance, including pothole repair, crack sealing, grind and overlay work and other improvements, to preserve good streets and hold together those that are degrading.
- Recommending partial or full reconstruction of streets with poor or failing pavements, which ultimately populate the list of capital projects.

When Capital improvements are identified as being needed, the Street Department and Integrated Capital Management coordinate to ensure the projects meet both the Comprehensive Planning goals and functions within the existing street system.

Other capital improvements include new streets and advances in signal system and ITS technology. On occasion, new streets are needed to accommodate expanding or changing parts of our City. The City's Martin Luther King Jr. Way and Barnes Road that recently opened are examples of new roadways. New street alignments and/or street widening are needed as population grows and when new development (or redevelopment) requires new access, additional capacity or better connectivity.

Equipment and vehicle replacement also falls under capital expenditures. The Street Department manages its equipment and vehicle inventory, replacing as needed.

## Level of Service Standard

The City has a transportation level of service policy for auto vehicle traffic (ADMIN 0370-08-01). State law requires the City to have transportation LOS standards defined in its Comp Plan, but leaves it up to the City to define what they are. The policy describes these requirements to some degree. The City will likely review these standards during its update to the Transportation Chapter in the Comp Plan.

<b>Streets</b>	
Signalized intersections	
Arterial, downtown, CBD	LOS F, not to exceed 90 seconds of delay
Development Proposals	LOS F, not to exceed 85 seconds of delay
Principal or Minor Arterials	LOS E
Collector Arterials	LOS D
Unsignalized Intersections	LOS E

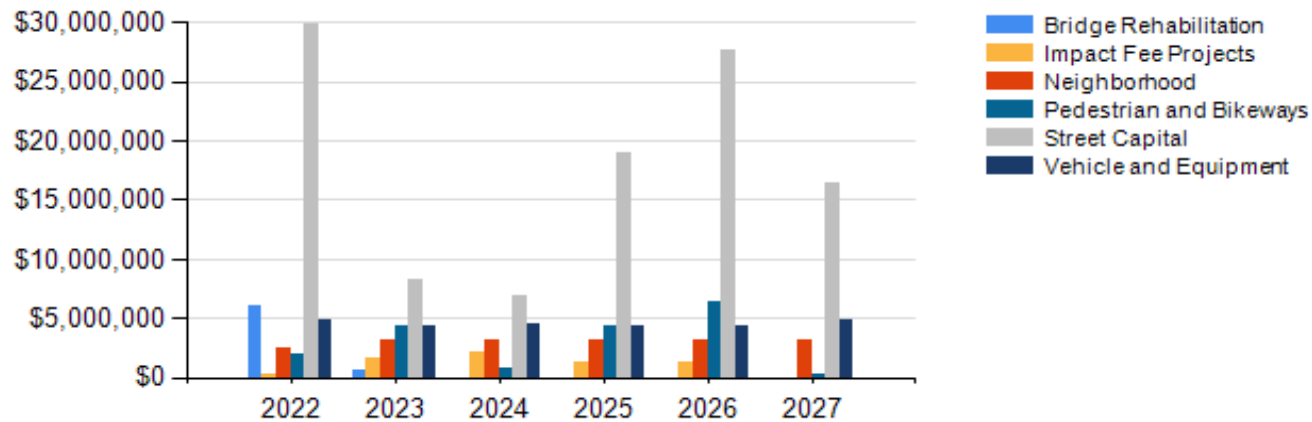
The City has used Alternative Delivery options for construction projects, including General Contractor/Construction Management and Design-Build, for several infrastructure projects in the past. These projects were selected because of complexity of the work, compressed schedule or overall magnitude of the project. The following projects in this program have been identified for possible Alternative Delivery construction contracting:

- TJ Meenach rebuild
- Cochran Basin facilities and conveyance
- Post Street Bridge

# Spending by Category Summary

Street

Category	2022	2023	2024	2025	2026	2027	Total
Bridge Rehabilitation	\$5,990,000	\$600,000	\$0	\$0	\$0	\$0	\$6,590,000
Impact Fee Projects	\$185,000	\$1,685,000	\$2,105,000	\$1,350,000	\$1,350,000	\$0	\$6,675,000
Neighborhood	\$2,500,000	\$3,150,000	\$3,150,000	\$3,150,000	\$3,150,000	\$3,150,000	\$18,250,000
Pedestrian and Bikeways	\$1,945,600	\$4,313,200	\$785,000	\$4,435,000	\$6,445,000	\$135,000	\$18,058,800
Street Capital	\$29,917,000	\$8,190,605	\$6,885,000	\$18,974,000	\$27,744,000	\$16,364,000	\$108,074,605
Vehicle and Equipment	\$4,904,653	\$4,338,853	\$4,578,219	\$4,407,000	\$4,312,781	\$4,828,781	\$27,370,287
<b>Total</b>	<b>\$45,442,253</b>	<b>\$22,277,658</b>	<b>\$17,503,219</b>	<b>\$32,316,000</b>	<b>\$43,001,781</b>	<b>\$24,477,781</b>	<b>\$185,018,692</b>



# Funding Summary by Project

Street

Bridge Rehabilitation											
Project Name	Funding Source	To Date	2021	2022	2023	2024	2025	2026	2027	6 Year Estimate	Project Total
Hatch Rd Bridge Deck Replacement	BRIDGE	\$104,021	\$100,000	\$2,028,729	\$0	\$0	\$0	\$0	\$0	\$2,028,729	\$2,232,750
	REET	\$49,734	\$20,000	\$361,271	\$0	\$0	\$0	\$0	\$0	\$361,271	\$431,005
	Total	\$153,755	\$120,000	\$2,390,000	\$0	\$0	\$0	\$0	\$0	\$2,390,000	\$2,663,755
Post Street Replacement Bridge	BRIDGE	\$3,556,223	\$4,199,452	\$3,600,000	\$600,000	\$0	\$0	\$0	\$0	\$4,200,000	\$11,955,675
	Levy	\$745,307	\$0	\$0	\$0	\$0	\$0	\$0	\$0	\$0	\$745,307
	Sec 129	\$1,369,000	\$0	\$0	\$0	\$0	\$0	\$0	\$0	\$0	\$1,369,000
	Total	\$5,670,530	\$4,199,452	\$3,600,000	\$600,000	\$0	\$0	\$0	\$0	\$4,200,000	\$14,069,982
Category Total		\$5,824,285	\$4,319,452	\$5,990,000	\$600,000	\$0	\$0	\$0	\$0	\$6,590,000	\$16,733,737

Impact Fee Projects											
Project Name	Funding Source	To Date	2021	2022	2023	2024	2025	2026	2027	6 Year Estimate	Project Total
Freya Ave. / Palouse Highway Roundabout	Grant	\$0	\$0	\$0	\$50,000	\$40,000	\$650,000	\$0	\$0	\$740,000	\$740,000
	Impact Fee	\$0	\$0	\$25,000	\$50,000	\$40,000	\$650,000	\$0	\$0	\$765,000	\$765,000
	Total	\$0	\$0	\$25,000	\$100,000	\$80,000	\$1,300,000	\$0	\$0	\$1,505,000	\$1,505,000
Garland Pathway	Grant	\$0	\$5,000	\$85,000	\$1,140,000	\$0	\$0	\$0	\$0	\$1,225,000	\$1,230,000
	Impact Fee	\$0	\$5,000	\$25,000	\$280,000	\$0	\$0	\$0	\$0	\$305,000	\$310,000
	Total	\$0	\$10,000	\$110,000	\$1,420,000	\$0	\$0	\$0	\$0	\$1,530,000	\$1,540,000
Meadow Lane Rd. / US 195 Intersection	Private	\$0	\$10,000	\$50,000	\$165,000	\$1,875,000	\$0	\$0	\$0	\$2,090,000	\$2,100,000
	Total	\$0	\$10,000	\$50,000	\$165,000	\$1,875,000	\$0	\$0	\$0	\$2,090,000	\$2,100,000
Nevada St. / Lincoln Rd. Intersection/Signal Improvements	Grant	\$0	\$0	\$0	\$0	\$75,000	\$25,000	\$675,000	\$0	\$775,000	\$775,000
	Impact Fee	\$0	\$0	\$0	\$0	\$75,000	\$25,000	\$675,000	\$0	\$775,000	\$775,000
	Total	\$0	\$0	\$0	\$0	\$150,000	\$50,000	\$1,350,000	\$0	\$1,550,000	\$1,550,000
Category Total		\$0	\$20,000	\$185,000	\$1,685,000	\$2,105,000	\$1,350,000	\$1,350,000	\$0	\$6,675,000	\$6,695,000

# Funding Summary by Project

Street

Neighborhood											
Project Name	Funding Source	To Date	2021	2022	2023	2024	2025	2026	2027	6 Year Estimate	Project Total
School Safety Program	Speed Zone	\$0	\$1,100,000	\$1,600,000	\$1,600,000	\$1,600,000	\$1,600,000	\$1,600,000	\$1,600,000	\$9,600,000	\$10,700,000
	Total	\$0	\$1,100,000	\$1,600,000	\$1,600,000	\$1,600,000	\$1,600,000	\$1,600,000	\$1,600,000	\$9,600,000	\$10,700,000
Traffic Calming Program	Redlight	\$0	\$450,000	\$450,000	\$450,000	\$450,000	\$450,000	\$450,000	\$450,000	\$2,700,000	\$3,150,000
	Total	\$0	\$450,000	\$450,000	\$450,000	\$450,000	\$450,000	\$450,000	\$450,000	\$2,700,000	\$3,150,000
Transportation Benefit District (TBD) Sidewalk Program	TBD	\$0	\$0	\$50,000	\$400,000	\$400,000	\$400,000	\$400,000	\$400,000	\$2,050,000	\$2,050,000
	Total	\$0	\$0	\$50,000	\$400,000	\$400,000	\$400,000	\$400,000	\$400,000	\$2,050,000	\$2,050,000
Unpaved Roadway Paving Program	Street Maintenance	\$365,000	\$400,000	\$400,000	\$700,000	\$700,000	\$700,000	\$700,000	\$700,000	\$3,900,000	\$4,665,000
	Total	\$365,000	\$400,000	\$400,000	\$700,000	\$700,000	\$700,000	\$700,000	\$700,000	\$3,900,000	\$4,665,000
Category Total		\$365,000	\$1,950,000	\$2,500,000	\$3,150,000	\$3,150,000	\$3,150,000	\$3,150,000	\$3,150,000	\$18,250,000	\$20,565,000

Pedestrian and Bikeways											
Project Name	Funding Source	To Date	2021	2022	2023	2024	2025	2026	2027	6 Year Estimate	Project Total
Bike Route Signing and Striping	REET	\$0	\$10,000	\$10,000	\$10,000	\$10,000	\$10,000	\$10,000	\$10,000	\$60,000	\$70,000
	Total	\$0	\$10,000	\$10,000	\$10,000	\$10,000	\$10,000	\$10,000	\$10,000	\$60,000	\$70,000
Boone Ave. Protected Bike Lanes - Howard to Ruby	Grant	\$0	\$0	\$0	\$0	\$0	\$0	\$0	\$0	\$0	\$0
	Levy	\$0	\$0	\$75,000	\$0	\$0	\$0	\$0	\$0	\$75,000	\$75,000
	Total	\$0	\$0	\$75,000	\$0	\$0	\$0	\$0	\$0	\$75,000	\$75,000
Centennial Trail, Mission Ave Gap Phase 2	Redlight	\$0	\$0	\$0	\$0	\$0	\$300,000	\$610,000	\$0	\$910,000	\$910,000
	Total	\$0	\$0	\$0	\$0	\$0	\$300,000	\$610,000	\$0	\$910,000	\$910,000
Centennial Trail-Summit Blvd Gap, Boone Ave to Pettet Drive	CMAQ	\$206,169	\$2,032,750	\$105,000	\$0	\$0	\$0	\$0	\$0	\$105,000	\$2,343,919
	Levy	\$382,026	\$317,250	\$17,000	\$0	\$0	\$0	\$0	\$0	\$17,000	\$716,276
	Total	\$588,195	\$2,350,000	\$122,000	\$0	\$0	\$0	\$0	\$0	\$122,000	\$3,060,195
Division Street Pedestrian Hybrid Beacons	HSIP	\$0	\$25,300	\$183,600	\$1,478,200	\$0	\$0	\$0	\$0	\$1,661,800	\$1,687,100
	Levy	\$0	\$5,600	\$20,000	\$0	\$0	\$0	\$0	\$0	\$20,000	\$25,600
	Total	\$0	\$30,900	\$203,600	\$1,478,200	\$0	\$0	\$0	\$0	\$1,681,800	\$1,712,700

# Funding Summary by Project

Street

Pedestrian and Bikeways (continued)											
Project Name	Funding Source	To Date	2021	2022	2023	2024	2025	2026	2027	6 Year Estimate	Project Total
Driscoll - Alberta - Cochran Sidewalk	CMAQ	\$0	\$10,000	\$35,000	\$310,252	\$0	\$0	\$0	\$0	\$345,252	\$355,252
	STBG-SA	\$0	\$20,000	\$65,000	\$620,200	\$0	\$0	\$0	\$0	\$685,200	\$705,200
	TBD	\$0	\$20,000	\$75,000	\$544,548	\$0	\$0	\$0	\$0	\$619,548	\$639,548
	Total	\$0	\$50,000	\$175,000	\$1,475,000	\$0	\$0	\$0	\$0	\$1,650,000	\$1,700,000
Fish Lake Trail - Phase 3b	Parks Grant	\$0	\$0	\$0	\$0	\$175,000	\$125,000	\$2,700,000	\$0	\$3,000,000	\$3,000,000
	RCO	\$0	\$0	\$0	\$0	\$175,000	\$125,000	\$2,700,000	\$0	\$3,000,000	\$3,000,000
	Total	\$0	\$0	\$0	\$0	\$350,000	\$250,000	\$5,400,000	\$0	\$6,000,000	\$6,000,000
Fish Lake Trail to Centennial Trail Connection	Grant	\$0	\$0	\$0	\$0	\$0	\$110,000	\$0	\$0	\$110,000	\$110,000
	Levy	\$55,796	\$118,279	\$0	\$0	\$0	\$40,000	\$0	\$0	\$40,000	\$214,075
	TAP	\$149,529	\$16,721	\$0	\$0	\$0	\$0	\$0	\$0	\$0	\$166,250
	Total	\$205,325	\$135,000	\$0	\$0	\$0	\$150,000	\$0	\$0	\$150,000	\$490,325
Millwood Trail, from SCC to Felts Field	CMAQ	\$117,058	\$0	\$0	\$0	\$0	\$0	\$0	\$0	\$0	\$117,058
	Grant	\$0	\$0	\$0	\$0	\$70,000	\$280,000	\$210,000	\$0	\$560,000	\$560,000
	Levy	\$27,282	\$0	\$0	\$0	\$30,000	\$120,000	\$90,000	\$0	\$240,000	\$267,282
	Total	\$144,340	\$0	\$0	\$0	\$100,000	\$400,000	\$300,000	\$0	\$800,000	\$944,340
North River Dr. Sidewalk - East of Washington St.	Levy	\$9,726	\$283,747	\$60,000	\$0	\$0	\$0	\$0	\$0	\$60,000	\$353,473
	TBD	\$72,076	\$292,924	\$0	\$0	\$0	\$0	\$0	\$0	\$0	\$365,000
	TIB	\$26,536	\$373,464	\$0	\$0	\$0	\$0	\$0	\$0	\$0	\$400,000
	Total	\$108,338	\$950,135	\$60,000	\$0	\$0	\$0	\$0	\$0	\$60,000	\$1,118,473
Parking Environment Improvement Program (PEIP)	PEIP	\$0	\$125,000	\$125,000	\$125,000	\$125,000	\$125,000	\$125,000	\$125,000	\$750,000	\$875,000
	Total	\$0	\$125,000	\$125,000	\$125,000	\$125,000	\$125,000	\$125,000	\$125,000	\$750,000	\$875,000
South Gorge Trail Connection - Main Ave to CSO 26	Levy	\$0	\$0	\$100,000	\$100,000	\$0	\$0	\$0	\$0	\$200,000	\$200,000
	RCO	\$0	\$0	\$325,000	\$900,000	\$0	\$0	\$0	\$0	\$1,225,000	\$1,225,000
	SIUE-RIVER	\$0	\$150,000	\$650,000	\$0	\$0	\$0	\$0	\$0	\$650,000	\$800,000
	Total	\$0	\$150,000	\$1,075,000	\$1,000,000	\$0	\$0	\$0	\$0	\$2,075,000	\$2,225,000

# Funding Summary by Project

Street

Pedestrian and Bikeways (continued)											
Project Name	Funding Source	To Date	2021	2022	2023	2024	2025	2026	2027	6 Year Estimate	Project Total
Sunset Highway Bike Path Royal to Deer Heights - Design	CMAQ	\$799	\$39,201	\$85,000	\$175,000	\$0	\$0	\$0	\$0	\$260,000	\$300,000
	Grant	\$0	\$0	\$0	\$0	\$140,000	\$2,200,000	\$0	\$0	\$2,340,000	\$2,340,000
	Levy	\$200	\$9,800	\$15,000	\$50,000	\$60,000	\$1,000,000	\$0	\$0	\$1,125,000	\$1,135,000
	Total	\$999	\$49,001	\$100,000	\$225,000	\$200,000	\$3,200,000	\$0	\$0	\$3,725,000	\$3,775,000
Category Total		\$1,047,197	\$3,850,036	\$1,945,600	\$4,313,200	\$785,000	\$4,435,000	\$6,445,000	\$135,000	\$18,058,800	\$22,956,033

Street Capital											
Project Name	Funding Source	To Date	2021	2022	2023	2024	2025	2026	2027	6 Year Estimate	Project Total
12th Ave. - Deer Heights Rd. to Flint Rd.	Grant	\$0	\$0	\$0	\$0	\$200,000	\$3,200,000	\$0	\$0	\$3,400,000	\$3,400,000
	PDA	\$0	\$0	\$0	\$50,000	\$0	\$0	\$0	\$0	\$50,000	\$50,000
	Private	\$0	\$0	\$0	\$0	\$50,000	\$500,000	\$0	\$0	\$550,000	\$550,000
	Total	\$0	\$0	\$0	\$50,000	\$250,000	\$3,700,000	\$0	\$0	\$4,000,000	\$4,000,000
1st Avenue, Maple St to Monroe St	Levy	\$0	\$0	\$0	\$0	\$0	\$0	\$15,000	\$0	\$15,000	\$15,000
	Total	\$0	\$0	\$0	\$0	\$0	\$0	\$15,000	\$0	\$15,000	\$15,000
1st Avenue, Monroe St to Wall St	Levy	\$0	\$0	\$0	\$0	\$0	\$0	\$15,000	\$0	\$15,000	\$15,000
	Total	\$0	\$0	\$0	\$0	\$0	\$0	\$15,000	\$0	\$15,000	\$15,000
1st Avenue, Wall St to Bernard St	Levy	\$0	\$0	\$0	\$0	\$0	\$0	\$15,000	\$0	\$15,000	\$15,000
	Total	\$0	\$0	\$0	\$0	\$0	\$0	\$15,000	\$0	\$15,000	\$15,000
27th Avenue – SE Blvd to Ray	Grant	\$0	\$0	\$0	\$0	\$0	\$165,000	\$2,300,000	\$0	\$2,465,000	\$2,465,000
	Levy	\$0	\$0	\$0	\$0	\$0	\$85,000	\$1,150,000	\$0	\$1,235,000	\$1,235,000
	Total	\$0	\$0	\$0	\$0	\$0	\$250,000	\$3,450,000	\$0	\$3,700,000	\$3,700,000
44th Avenue - Crestline to Altamont	Impact Fee	\$0	\$20,000	\$180,000	\$0	\$0	\$0	\$0	\$0	\$180,000	\$200,000
	REET	\$0	\$10,000	\$90,000	\$0	\$0	\$0	\$0	\$0	\$90,000	\$100,000
	Street Maintenance	\$0	\$70,000	\$530,000	\$0	\$0	\$0	\$0	\$0	\$530,000	\$600,000
	Total	\$0	\$100,000	\$800,000	\$0	\$0	\$0	\$0	\$0	\$800,000	\$900,000

# Funding Summary by Project

Street

Street Capital (continued)											
Project Name	Funding Source	To Date	2021	2022	2023	2024	2025	2026	2027	6 Year Estimate	Project Total
4th Avenue, Sunset Hwy to Maple St	Levy	\$0	\$0	\$0	\$0	\$90,000	\$840,000	\$0	\$0	\$930,000	\$930,000
	TIB	\$0	\$0	\$0	\$0	\$190,000	\$1,960,000	\$0	\$0	\$2,150,000	\$2,150,000
	Total	\$0	\$0	\$0	\$0	\$280,000	\$2,800,000	\$0	\$0	\$3,080,000	\$3,080,000
Aubrey L. White Parkway, Downriver to Treatment Plant	Levy	\$0	\$25,000	\$925,000	\$100,000	\$0	\$0	\$0	\$0	\$1,025,000	\$1,050,000
	Total	\$0	\$25,000	\$925,000	\$100,000	\$0	\$0	\$0	\$0	\$1,025,000	\$1,050,000
Broadway Avenue – Cedar to Post	Grant	\$0	\$0	\$0	\$0	\$455,000	\$4,970,000	\$0	\$0	\$5,425,000	\$5,425,000
	Levy	\$0	\$0	\$0	\$25,000	\$195,000	\$2,130,000	\$0	\$0	\$2,350,000	\$2,350,000
	Total	\$0	\$0	\$0	\$25,000	\$650,000	\$7,100,000	\$0	\$0	\$7,775,000	\$7,775,000
Flexible Arterial Maintenance Program	Levy	\$0	\$1,500,000	\$4,000,000	\$4,000,000	\$3,000,000	\$3,000,000	\$3,000,000	\$3,000,000	\$20,000,000	\$21,500,000
	Total	\$0	\$1,500,000	\$4,000,000	\$4,000,000	\$3,000,000	\$3,000,000	\$3,000,000	\$3,000,000	\$20,000,000	\$21,500,000
Freya Street, Garland Avenue to Francis Avenue	FMSIB	\$0	\$0	\$0	\$0	\$200,000	\$320,000	\$4,330,000	\$0	\$4,850,000	\$4,850,000
	REET	\$0	\$0	\$0	\$0	\$100,000	\$160,000	\$2,170,000	\$0	\$2,430,000	\$2,430,000
	Total	\$0	\$0	\$0	\$0	\$300,000	\$480,000	\$6,500,000	\$0	\$7,280,000	\$7,280,000
General Engineering-Street	REET	\$0	\$590,000	\$607,000	\$625,000	\$645,000	\$664,000	\$684,000	\$704,000	\$3,929,000	\$4,519,000
	Total	\$0	\$590,000	\$607,000	\$625,000	\$645,000	\$664,000	\$684,000	\$704,000	\$3,929,000	\$4,519,000
Havana Street – Sprague to Broadway	Grant	\$0	\$0	\$0	\$0	\$0	\$0	\$200,000	\$260,000	\$460,000	\$460,000
	Levy	\$0	\$0	\$0	\$0	\$0	\$0	\$100,000	\$130,000	\$230,000	\$230,000
	Total	\$0	\$0	\$0	\$0	\$0	\$0	\$300,000	\$390,000	\$690,000	\$690,000
Holland Avenue, Normandy St to Colton St	Levy	\$0	\$50,000	\$1,550,000	\$0	\$0	\$0	\$0	\$0	\$1,550,000	\$1,600,000
	Total	\$0	\$50,000	\$1,550,000	\$0	\$0	\$0	\$0	\$0	\$1,550,000	\$1,600,000
Howard St, Sprague Ave to Riverside Ave	STA	\$0	\$70,000	\$600,000	\$0	\$0	\$0	\$0	\$0	\$600,000	\$670,000
	Total	\$0	\$70,000	\$600,000	\$0	\$0	\$0	\$0	\$0	\$600,000	\$670,000

# Funding Summary by Project

Street

Street Capital (continued)											
Project Name	Funding Source	To Date	2021	2022	2023	2024	2025	2026	2027	6 Year Estimate	Project Total
Main Ave, Monroe St to Browne St	Levy	\$0	\$0	\$0	\$0	\$75,000	\$0	\$100,000	\$1,600,000	\$1,775,000	\$1,775,000
	STBG	\$0	\$0	\$0	\$0	\$0	\$0	\$100,000	\$1,700,000	\$1,800,000	\$1,800,000
	TIB	\$0	\$0	\$0	\$0	\$0	\$0	\$100,000	\$1,700,000	\$1,800,000	\$1,800,000
	Total	\$0	\$0	\$0	\$0	\$75,000	\$0	\$300,000	\$5,000,000	\$5,375,000	\$5,375,000
Mallon Avenue – Monroe to Howard	Levy	\$0	\$0	\$0	\$0	\$25,000	\$50,000	\$200,000	\$1,850,000	\$2,125,000	\$2,125,000
	TIB	\$0	\$0	\$0	\$0	\$0	\$0	\$375,000	\$3,650,000	\$4,025,000	\$4,025,000
	Total	\$0	\$0	\$0	\$0	\$25,000	\$50,000	\$575,000	\$5,500,000	\$6,150,000	\$6,150,000
Maple-Wellesley Intersection	CMAQ	\$23,795	\$457,469	\$33,000	\$0	\$0	\$0	\$0	\$0	\$33,000	\$514,264
	REET	\$22,436	\$235,000	\$17,000	\$0	\$0	\$0	\$0	\$0	\$17,000	\$274,436
	Total	\$46,231	\$692,469	\$50,000	\$0	\$0	\$0	\$0	\$0	\$50,000	\$788,700
Minor Construction Assistance	REET	\$0	\$40,000	\$40,000	\$40,000	\$40,000	\$40,000	\$40,000	\$40,000	\$240,000	\$280,000
	Total	\$0	\$40,000	\$40,000	\$40,000	\$40,000	\$40,000	\$40,000	\$40,000	\$240,000	\$280,000
Napa Street, Sprague Ave to 2nd Ave	Grant	\$0	\$0	\$0	\$0	\$0	\$93,000	\$930,000	\$0	\$1,023,000	\$1,023,000
	Levy	\$0	\$0	\$0	\$0	\$0	\$47,000	\$470,000	\$0	\$517,000	\$517,000
	Total	\$0	\$0	\$0	\$0	\$0	\$140,000	\$1,400,000	\$0	\$1,540,000	\$1,540,000
NSC - 2nd & 3rd Fiber Reroute	WSDOT	\$0	\$0	\$55,000	\$575,000	\$0	\$0	\$0	\$0	\$630,000	\$630,000
	Total	\$0	\$0	\$55,000	\$575,000	\$0	\$0	\$0	\$0	\$630,000	\$630,000
NSC - Ermina & Greene Signal Changes	WSDOT	\$21,500	\$90,000	\$20,000	\$0	\$0	\$0	\$0	\$0	\$20,000	\$131,500
	Total	\$21,500	\$90,000	\$20,000	\$0	\$0	\$0	\$0	\$0	\$20,000	\$131,500
NSC - Ralph Street Improvements	Redlight	\$5,000	\$70,000	\$475,000	\$50,000	\$0	\$0	\$0	\$0	\$525,000	\$600,000
	Total	\$5,000	\$70,000	\$475,000	\$50,000	\$0	\$0	\$0	\$0	\$525,000	\$600,000
NSC - Wellesley Avenue PH 2, Haven to Market	Levy	\$0	\$25,000	\$0	\$0	\$0	\$0	\$0	\$0	\$0	\$25,000
	WSDOT	\$70,000	\$160,000	\$4,165,000	\$0	\$0	\$0	\$0	\$0	\$4,165,000	\$4,395,000
	Total	\$70,000	\$185,000	\$4,165,000	\$0	\$0	\$0	\$0	\$0	\$4,165,000	\$4,420,000
Ray-Thor St, 17th Ave to Hartson Ave	Levy	\$0	\$175,000	\$2,500,000	\$300,000	\$0	\$0	\$0	\$0	\$2,800,000	\$2,975,000
	Total	\$0	\$175,000	\$2,500,000	\$300,000	\$0	\$0	\$0	\$0	\$2,800,000	\$2,975,000

# Funding Summary by Project

Street

Street Capital (continued)											
Project Name	Funding Source	To Date	2021	2022	2023	2024	2025	2026	2027	6 Year Estimate	Project Total
Riverside Ave, Monroe St to Division St	Levy	\$143,919	\$335,000	\$4,215,000	\$290,000	\$0	\$0	\$0	\$0	\$4,505,000	\$4,983,919
	STA	\$0	\$90,000	\$1,055,000	\$50,000	\$0	\$0	\$0	\$0	\$1,105,000	\$1,195,000
	Total	\$143,919	\$425,000	\$5,270,000	\$340,000	\$0	\$0	\$0	\$0	\$5,610,000	\$6,178,919
Riverside Ave., Grant to Sherman	Levy	\$0	\$60,000	\$30,000	\$0	\$0	\$0	\$0	\$0	\$30,000	\$90,000
	PDA	\$0	\$225,000	\$140,000	\$0	\$0	\$0	\$0	\$0	\$140,000	\$365,000
	Total	\$0	\$285,000	\$170,000	\$0	\$0	\$0	\$0	\$0	\$170,000	\$455,000
Riverside Avenue, Monroe St to Wall St	Grant	\$0	\$0	\$0	\$0	\$0	\$0	\$4,260,000	\$650,000	\$4,910,000	\$4,910,000
	Levy	\$17,271	\$0	\$0	\$15,000	\$60,000	\$65,000	\$2,200,000	\$350,000	\$2,690,000	\$2,707,271
	STBG	\$0	\$0	\$0	\$85,000	\$340,000	\$385,000	\$40,000	\$0	\$850,000	\$850,000
	Total	\$17,271	\$0	\$0	\$100,000	\$400,000	\$450,000	\$6,500,000	\$1,000,000	\$8,450,000	\$8,467,271
Sherman / 5th Ave. Traffic Signal	Impact Fee	\$0	\$0	\$10,000	\$45,000	\$0	\$0	\$0	\$0	\$55,000	\$55,000
	PDA	\$0	\$0	\$0	\$45,000	\$900,000	\$0	\$0	\$0	\$945,000	\$945,000
	Total	\$0	\$0	\$10,000	\$90,000	\$900,000	\$0	\$0	\$0	\$1,000,000	\$1,000,000
Spokane Falls Blvd – Post to Division	Grant	\$0	\$0	\$0	\$0	\$0	\$0	\$130,000	\$325,000	\$455,000	\$455,000
	Levy	\$0	\$0	\$0	\$0	\$70,000	\$0	\$70,000	\$175,000	\$315,000	\$315,000
	Total	\$0	\$0	\$0	\$0	\$70,000	\$0	\$200,000	\$500,000	\$770,000	\$770,000
Sprague Avenue Investment Phase II - Bernard St to Scott St	Levy	\$3,184,636	\$0	\$0	\$0	\$0	\$0	\$0	\$0	\$0	\$3,184,636
	STBG	\$439,500	\$0	\$0	\$0	\$0	\$0	\$0	\$0	\$0	\$439,500
	UDRA	\$0	\$3,025,000	\$150,000	\$0	\$0	\$0	\$0	\$0	\$150,000	\$3,175,000
	Total	\$3,624,136	\$3,025,000	\$150,000	\$0	\$0	\$0	\$0	\$0	\$150,000	\$6,799,136
Strong Road - Five Mile to Austin	Grant	\$0	\$0	\$0	\$0	\$0	\$0	\$0	\$85,000	\$85,000	\$85,000
	REET	\$0	\$0	\$0	\$0	\$0	\$0	\$50,000	\$15,000	\$65,000	\$65,000
	Total	\$0	\$0	\$0	\$0	\$0	\$0	\$50,000	\$100,000	\$150,000	\$150,000

# Funding Summary by Project

Street

Street Capital (continued)											
Project Name	Funding Source	To Date	2021	2022	2023	2024	2025	2026	2027	6 Year Estimate	Project Total
Thor and Freya St, Hartson to Sprague Ave, Et. Al.	HIP	\$0	\$0	\$0	\$1,469,556	\$0	\$0	\$0	\$0	\$1,469,556	\$1,469,556
	Levy	\$177,535	\$90,000	\$0	\$0	\$0	\$0	\$0	\$0	\$0	\$267,535
	STBG	\$135,574	\$470,000	\$5,675,000	\$166,049	\$0	\$0	\$0	\$0	\$5,841,049	\$6,446,623
	TIB	\$0	\$0	\$825,000	\$100,000	\$0	\$0	\$0	\$0	\$925,000	\$925,000
	Total	\$313,109	\$560,000	\$6,500,000	\$1,735,605	\$0	\$0	\$0	\$0	\$8,235,605	\$9,108,714
TJ Meenach Dr, TJ Meenach Bridge to Northwest Blvd	Levy	\$200,000	\$130,000	\$2,030,000	\$140,000	\$0	\$0	\$0	\$0	\$2,170,000	\$2,500,000
	Total	\$200,000	\$130,000	\$2,030,000	\$140,000	\$0	\$0	\$0	\$0	\$2,170,000	\$2,500,000
Wellesley Ave, Freya St to Havana St	Grant	\$0	\$0	\$0	\$0	\$0	\$0	\$130,000	\$85,000	\$215,000	\$215,000
	Levy	\$0	\$0	\$0	\$0	\$0	\$0	\$70,000	\$45,000	\$115,000	\$115,000
	Total	\$0	\$0	\$0	\$0	\$0	\$0	\$200,000	\$130,000	\$330,000	\$330,000
Whistalks Way, Government Way to River	Grant	\$0	\$0	\$0	\$0	\$160,000	\$200,000	\$3,000,000	\$0	\$3,360,000	\$3,360,000
	Levy	\$0	\$0	\$0	\$20,000	\$90,000	\$100,000	\$500,000	\$0	\$710,000	\$710,000
	TIB	\$0	\$0	\$0	\$0	\$0	\$0	\$1,000,000	\$0	\$1,000,000	\$1,000,000
	Total	\$0	\$0	\$0	\$20,000	\$250,000	\$300,000	\$4,500,000	\$0	\$5,070,000	\$5,070,000
Category Total		\$4,441,166	\$8,012,469	\$29,917,000	\$8,190,605	\$6,885,000	\$18,974,000	\$27,744,000	\$16,364,000	\$108,074,605	\$120,528,240

Vehicle and Equipment											
Project Name	Funding Source	To Date	2021	2022	2023	2024	2025	2026	2027	6 Year Estimate	Project Total
1/2-Ton 4x4 Pickup for Signal/Lights - 2022	Street Department Vehicle Replacement Fund	\$0	\$0	\$40,000	\$0	\$0	\$0	\$0	\$0	\$40,000	\$40,000
	Total	\$0	\$0	\$40,000	\$0	\$0	\$0	\$0	\$0	\$40,000	\$40,000
10ton Vibratory Asphalt Roller #422287 1998 Caterpillar 2025	Street Department Vehicle Replacement Fund	\$0	\$0	\$0	\$0	\$0	\$130,000	\$0	\$0	\$130,000	\$130,000
	Total	\$0	\$0	\$0	\$0	\$0	\$130,000	\$0	\$0	\$130,000	\$130,000
10-Wheel 10 Yd. Dump Trucks - 2026 w/ Slide in Deicers (x2)	Street Department Vehicle Replacement Fund	\$0	\$0	\$0	\$0	\$0	\$0	\$600,000	\$0	\$600,000	\$600,000
	Total	\$0	\$0	\$0	\$0	\$0	\$0	\$600,000	\$0	\$600,000	\$600,000

# Funding Summary by Project

Street

Vehicle and Equipment (continued)											
Project Name	Funding Source	To Date	2021	2022	2023	2024	2025	2026	2027	6 Year Estimate	Project Total
10-Wheel Dump/Sander Truck #428251 - 2022	Street Department Vehicle Replacement Fund	\$0	\$0	\$270,000	\$0	\$0	\$0	\$0	\$0	\$270,000	\$270,000
	Total	\$0	\$0	\$270,000	\$0	\$0	\$0	\$0	\$0	\$270,000	\$270,000
10-Wheel Dump/Sander Truck to replace #428252 - 2022	Street Vehicle Replacement Fund	\$0	\$0	\$270,000	\$0	\$0	\$0	\$0	\$0	\$270,000	\$270,000
	Total	\$0	\$0	\$270,000	\$0	\$0	\$0	\$0	\$0	\$270,000	\$270,000
6-Wheel Dump/Plow Truck - 2027	Street Department Vehicle Replacement Fund	\$0	\$0	\$0	\$0	\$0	\$0	\$0	\$213,000	\$213,000	\$213,000
	Total	\$0	\$0	\$0	\$0	\$0	\$0	\$0	\$213,000	\$213,000	\$213,000
6-Wheel Flusher/Deicer Freightliner/OMCO - 2025	Street Department Vehicle Replacement Fund	\$0	\$0	\$0	\$0	\$0	\$300,000	\$0	\$0	\$300,000	\$300,000
	Total	\$0	\$0	\$0	\$0	\$0	\$300,000	\$0	\$0	\$300,000	\$300,000
6-Wheel Flusher/Deicer/Plow to Replace #426610 - 2022	Street Fleet Vehicle Replacement Fund	\$0	\$0	\$348,000	\$0	\$0	\$0	\$0	\$0	\$348,000	\$348,000
	Total	\$0	\$0	\$348,000	\$0	\$0	\$0	\$0	\$0	\$348,000	\$348,000
6-Wheel Flusher/Deicer/Plow/OMCO - 2026	Street Department Vehicle Replacement Fund	\$0	\$0	\$0	\$0	\$0	\$0	\$360,000	\$0	\$360,000	\$360,000
	Total	\$0	\$0	\$0	\$0	\$0	\$0	\$360,000	\$0	\$360,000	\$360,000
6-Wheel Traffic Control Truck with Attenuator - 2022	Street Department Vehicle Replacement Fund	\$0	\$0	\$120,000	\$0	\$0	\$0	\$0	\$0	\$120,000	\$120,000
	Total	\$0	\$0	\$120,000	\$0	\$0	\$0	\$0	\$0	\$120,000	\$120,000
6-Wheel Traffic Truck - 2026	Street Department Vehicle Replacement Fund	\$0	\$0	\$0	\$0	\$0	\$0	\$200,000	\$0	\$200,000	\$200,000
	Total	\$0	\$0	\$0	\$0	\$0	\$0	\$200,000	\$0	\$200,000	\$200,000
Chevy C8500 Bucket Truck for Signal/Lights in 2025	Street Department Vehicle Replacement Fund	\$0	\$0	\$0	\$0	\$0	\$150,000	\$0	\$0	\$150,000	\$150,000
	Total	\$0	\$0	\$0	\$0	\$0	\$150,000	\$0	\$0	\$150,000	\$150,000
F450 4x4 Pickup for Signal/Lights in 2022	Streets Vehicle Replacement Fund	\$0	\$0	\$75,000	\$0	\$0	\$0	\$0	\$0	\$75,000	\$75,000
	Total	\$0	\$0	\$75,000	\$0	\$0	\$0	\$0	\$0	\$75,000	\$75,000

# Funding Summary by Project

Street

Vehicle and Equipment (continued)											
Project Name	Funding Source	To Date	2021	2022	2023	2024	2025	2026	2027	6 Year Estimate	Project Total
Ford Explorer - 2022	Street Department Fleet Vehicle Replacement Fund	\$0	\$0	\$32,000	\$0	\$0	\$0	\$0	\$0	\$32,000	\$32,000
	Total	\$0	\$0	\$32,000	\$0	\$0	\$0	\$0	\$0	\$32,000	\$32,000
Regenerative Air sweeper TYMCO - 2022	Street Department Vehicle Replacement Fund	\$0	\$0	\$380,000	\$0	\$0	\$0	\$0	\$0	\$380,000	\$380,000
	Total	\$0	\$0	\$380,000	\$0	\$0	\$0	\$0	\$0	\$380,000	\$380,000
Replace 2 Each: 6-Wheel Dump Trucks - 2027	Street Department Vehicle Replacement Fund	\$0	\$0	\$0	\$0	\$0	\$0	\$0	\$413,000	\$413,000	\$413,000
	Total	\$0	\$0	\$0	\$0	\$0	\$0	\$0	\$413,000	\$413,000	\$413,000
Replace 2 Front-End Loaders in 2025	Street Department Vehicle Replacement Fund	\$0	\$0	\$0	\$0	\$0	\$400,000	\$0	\$0	\$400,000	\$400,000
	Total	\$0	\$0	\$0	\$0	\$0	\$400,000	\$0	\$0	\$400,000	\$400,000
Replace 2 Wausau Sectional Snow Plow 2025	Street Department Vehicle Replacement Fund	\$0	\$0	\$0	\$0	\$0	\$44,000	\$0	\$0	\$44,000	\$44,000
	Total	\$0	\$0	\$0	\$0	\$0	\$44,000	\$0	\$0	\$44,000	\$44,000
Replace 2 Wausau Segment Snow Plows in 2027	Street Department Vehicle Replacement Fund	\$0	\$0	\$0	\$0	\$0	\$0	\$0	\$40,000	\$40,000	\$40,000
	Total	\$0	\$0	\$0	\$0	\$0	\$0	\$0	\$40,000	\$40,000	\$40,000
Replace 2: 10-Wheel 10-Yd. Dump Trucks with Sanders - 2024	Street Department Vehicle Replacement Fund	\$0	\$0	\$0	\$0	\$725,000	\$0	\$0	\$0	\$725,000	\$725,000
	Total	\$0	\$0	\$0	\$0	\$725,000	\$0	\$0	\$0	\$725,000	\$725,000
Replace 3 Each: 10-Wheel Dump Trucks - 2023	Street Department Vehicle Replacement Fund	\$0	\$0	\$0	\$900,000	\$0	\$0	\$0	\$0	\$900,000	\$900,000
	Total	\$0	\$0	\$0	\$900,000	\$0	\$0	\$0	\$0	\$900,000	\$900,000
Replace 4 F350 pickups in 2027	Street Department Vehicle Replacement Fund	\$0	\$0	\$0	\$0	\$0	\$0	\$0	\$250,000	\$250,000	\$250,000
	Total	\$0	\$0	\$0	\$0	\$0	\$0	\$0	\$250,000	\$250,000	\$250,000
Replace 4 Front end loaders in 2027	Street Department Vehicle Replacement Fund	\$0	\$0	\$0	\$0	\$0	\$0	\$0	\$800,000	\$800,000	\$800,000
	Total	\$0	\$0	\$0	\$0	\$0	\$0	\$0	\$800,000	\$800,000	\$800,000
Replace 6-Wheel Crackseal Truck in 2023	Street Department Vehicle Replacement Fund	\$0	\$0	\$0	\$100,000	\$0	\$0	\$0	\$0	\$100,000	\$100,000
	Total	\$0	\$0	\$0	\$100,000	\$0	\$0	\$0	\$0	\$100,000	\$100,000

# Funding Summary by Project

Street

Vehicle and Equipment (continued)											
Project Name	Funding Source	To Date	2021	2022	2023	2024	2025	2026	2027	6 Year Estimate	Project Total
Replace 6-Wheel Pothole Truck #427354 - 2022	Streets Fleet Vehicle Replacement Fund	\$0	\$0	\$213,000	\$0	\$0	\$0	\$0	\$0	\$213,000	\$213,000
	Total	\$0	\$0	\$213,000	\$0	\$0	\$0	\$0	\$0	\$213,000	\$213,000
Replace F-250 Radio Truck in 2023	Street Department Vehicle Replacement Fund	\$0	\$0	\$0	\$60,000	\$0	\$0	\$0	\$0	\$60,000	\$60,000
	Total	\$0	\$0	\$0	\$60,000	\$0	\$0	\$0	\$0	\$60,000	\$60,000
Replace Regenerative Air Sweeper in 2024	Street Department Vehicle Replacement Fund	\$0	\$0	\$0	\$0	\$400,000	\$0	\$0	\$0	\$400,000	\$400,000
	Total	\$0	\$0	\$0	\$0	\$400,000	\$0	\$0	\$0	\$400,000	\$400,000
Replace Regenerative Street Sweeper in 2027	Street Department Vehicle Replacement Fund	\$0	\$0	\$0	\$0	\$0	\$0	\$0	\$400,000	\$400,000	\$400,000
	Total	\$0	\$0	\$0	\$0	\$0	\$0	\$0	\$400,000	\$400,000	\$400,000
Replace Road Grader in 2025	Street Department Fleet Replacement Fund	\$0	\$0	\$0	\$0	\$0	\$350,000	\$0	\$0	\$350,000	\$350,000
	Total	\$0	\$0	\$0	\$0	\$0	\$350,000	\$0	\$0	\$350,000	\$350,000
Replacement 6-Wheel Dump Trucks - 2023 (x2)	Street Department Vehicle Replacement Fund	\$0	\$0	\$0	\$400,000	\$0	\$0	\$0	\$0	\$400,000	\$400,000
	Total	\$0	\$0	\$0	\$400,000	\$0	\$0	\$0	\$0	\$400,000	\$400,000
Replacement Regenerative Street Sweeper in 2025	Street Department Fleet Vehicle Replacement Fund	\$0	\$0	\$0	\$0	\$0	\$400,000	\$0	\$0	\$400,000	\$400,000
	Total	\$0	\$0	\$0	\$0	\$0	\$400,000	\$0	\$0	\$400,000	\$400,000
Replacement Road Graders - 2024 (x3)	Street Department Fleet Replacement Budget	\$0	\$0	\$0	\$0	\$900,000	\$0	\$0	\$0	\$900,000	\$900,000
	Total	\$0	\$0	\$0	\$0	\$900,000	\$0	\$0	\$0	\$900,000	\$900,000
Replacement Street Sweeper 2023	Street Department Vehicle Replacement Fund	\$0	\$0	\$0	\$400,000	\$0	\$0	\$0	\$0	\$400,000	\$400,000
	Total	\$0	\$0	\$0	\$400,000	\$0	\$0	\$0	\$0	\$400,000	\$400,000
Replacement Street Sweeper 2026	Street Department Vehicle Replacement Fund	\$0	\$0	\$0	\$0	\$0	\$0	\$400,000	\$0	\$400,000	\$400,000
	Total	\$0	\$0	\$0	\$0	\$0	\$0	\$400,000	\$0	\$400,000	\$400,000
Replacement Wausau Sectional Snow Plows - 2026 (x2)	Street Department Vehicle Replacement Fund	\$0	\$0	\$0	\$0	\$0	\$0	\$40,000	\$0	\$40,000	\$40,000
	Total	\$0	\$0	\$0	\$0	\$0	\$0	\$40,000	\$0	\$40,000	\$40,000

# Funding Summary by Project

Street

Vehicle and Equipment (continued)											
Project Name	Funding Source	To Date	2021	2022	2023	2024	2025	2026	2027	6 Year Estimate	Project Total
Street Lighting	Street Department Budget	\$2,268,501	\$2,336,556	\$2,406,653	\$2,478,853	\$2,553,219	\$2,633,000	\$2,712,781	\$2,712,781	\$15,497,287	\$20,102,344
	Total	\$2,268,501	\$2,336,556	\$2,406,653	\$2,478,853	\$2,553,219	\$2,633,000	\$2,712,781	\$2,712,781	\$15,497,287	\$20,102,344
U-Bit Truck 10 Year Overhaul in 2022	Street Department Vehicle Replacement Fund	\$0	\$0	\$300,000	\$0	\$0	\$0	\$0	\$0	\$300,000	\$300,000
	Total	\$0	\$0	\$300,000	\$0	\$0	\$0	\$0	\$0	\$300,000	\$300,000
Wirtgen Asphalt Grinder #428247 replace in 2022	Street Department Vehicle Replacement Fund	\$0	\$0	\$450,000	\$0	\$0	\$0	\$0	\$0	\$450,000	\$450,000
	Total	\$0	\$0	\$450,000	\$0	\$0	\$0	\$0	\$0	\$450,000	\$450,000
Category Total		\$2,268,501	\$2,336,556	\$4,904,653	\$4,338,853	\$4,578,219	\$4,407,000	\$4,312,781	\$4,828,781	\$27,370,287	\$31,975,344
Department Total		\$13,946,149	\$20,488,513	\$45,442,253	\$22,277,658	\$17,503,219	\$32,316,000	\$43,001,781	\$24,477,781	\$185,018,692	\$219,453,354
Percent Funded				99%	90%	73%	54%	46%	65%	71%	

# Funding Summary by Department

## Street

Funding Source	To Date	2021	2022	2023	2024	2025	2026	2027	6 Year Estimate	Funding Total
BRIDGE	\$3,660,244	\$4,299,452	\$5,628,729	\$600,000	\$0	\$0	\$0	\$0	\$6,228,729	\$6,432,750
CMAQ	\$347,821	\$2,539,420	\$258,000	\$485,252	\$0	\$0	\$0	\$0	\$743,252	\$2,982,171
FMSIB	\$0	\$0	\$0	\$0	\$200,000	\$320,000	\$4,330,000	\$0	\$4,850,000	\$4,850,000
Grant	\$0	\$5,000	\$85,000	\$1,190,000	\$1,140,000	\$11,893,000	\$11,835,000	\$1,405,000	\$27,548,000	\$27,548,000
HIP	\$0	\$0	\$0	\$1,469,556	\$0	\$0	\$0	\$0	\$1,469,556	\$1,469,556
HSIP	\$0	\$25,300	\$183,600	\$1,478,200	\$0	\$0	\$0	\$0	\$1,661,800	\$1,687,100
Impact Fee	\$0	\$25,000	\$240,000	\$375,000	\$115,000	\$675,000	\$675,000	\$0	\$2,080,000	\$2,085,000
Levy	\$4,943,698	\$3,124,676	\$15,537,000	\$5,040,000	\$3,695,000	\$7,477,000	\$7,995,000	\$7,150,000	\$46,894,000	\$46,894,000
Parks Grant	\$0	\$0	\$0	\$0	\$175,000	\$125,000	\$2,700,000	\$0	\$3,000,000	\$3,000,000
PDA	\$0	\$225,000	\$140,000	\$95,000	\$900,000	\$0	\$0	\$0	\$1,135,000	\$1,135,000
PEIP	\$0	\$125,000	\$125,000	\$125,000	\$125,000	\$125,000	\$125,000	\$125,000	\$750,000	\$875,000
Private	\$0	\$10,000	\$50,000	\$165,000	\$1,925,000	\$500,000	\$0	\$0	\$2,640,000	\$2,640,000
RCO	\$0	\$0	\$325,000	\$900,000	\$175,000	\$125,000	\$2,700,000	\$0	\$4,225,000	\$4,225,000
Redlight	\$5,000	\$520,000	\$925,000	\$500,000	\$450,000	\$750,000	\$1,060,000	\$450,000	\$4,135,000	\$4,135,000
REET	\$72,170	\$905,000	\$1,125,271	\$675,000	\$795,000	\$874,000	\$2,954,000	\$769,000	\$7,192,271	\$7,262,005
Sec 129	\$1,369,000	\$0	\$0	\$0	\$0	\$0	\$0	\$0	\$0	\$1,369,000
SIUE-RIVER	\$0	\$150,000	\$650,000	\$0	\$0	\$0	\$0	\$0	\$650,000	\$800,000
Speed Zone	\$0	\$1,100,000	\$1,600,000	\$1,600,000	\$1,600,000	\$1,600,000	\$1,600,000	\$1,600,000	\$9,600,000	\$10,700,000
STA	\$0	\$160,000	\$1,655,000	\$50,000	\$0	\$0	\$0	\$0	\$1,705,000	\$1,775,000
STBG	\$575,074	\$470,000	\$5,675,000	\$251,049	\$340,000	\$385,000	\$140,000	\$1,700,000	\$8,491,049	\$8,491,049
STBG-SA	\$0	\$20,000	\$65,000	\$620,200	\$0	\$0	\$0	\$0	\$685,200	\$705,200
Street Department Budget	\$2,268,501	\$2,336,556	\$2,406,653	\$2,478,853	\$2,553,219	\$2,633,000	\$2,712,781	\$2,712,781	\$15,497,287	\$20,102,344
Street Department Fleet Replacement Budget	\$0	\$0	\$0	\$0	\$900,000	\$0	\$0	\$0	\$900,000	\$900,000
Street Department Fleet Replacement Fund	\$0	\$0	\$0	\$0	\$0	\$350,000	\$0	\$0	\$350,000	\$350,000
Street Department Fleet Vehicle Replacement Fund	\$0	\$0	\$32,000	\$0	\$0	\$400,000	\$0	\$0	\$432,000	\$432,000
Street Department Vehicle Replacement Fund	\$0	\$0	\$1,560,000	\$1,860,000	\$1,125,000	\$1,024,000	\$1,600,000	\$2,116,000	\$9,285,000	\$9,285,000

# Funding Summary by Department

## Street

Funding Source	To Date	2021	2022	2023	2024	2025	2026	2027	6 Year Estimate	Funding Total
Street Fleet Vehicle Replacement Fund	\$0	\$0	\$348,000	\$0	\$0	\$0	\$0	\$0	\$348,000	\$348,000
Street Maintenance	\$365,000	\$470,000	\$930,000	\$700,000	\$700,000	\$700,000	\$700,000	\$700,000	\$4,430,000	\$4,500,000
Street Vechicle Replacement Fund	\$0	\$0	\$270,000	\$0	\$0	\$0	\$0	\$0	\$270,000	\$270,000
Streets Fleet Vehicle Replacement Fund	\$0	\$0	\$213,000	\$0	\$0	\$0	\$0	\$0	\$213,000	\$213,000
Streets Vehicle Replacement Fund	\$0	\$0	\$75,000	\$0	\$0	\$0	\$0	\$0	\$75,000	\$75,000
TAP	\$149,529	\$16,721	\$0	\$0	\$0	\$0	\$0	\$0	\$0	\$166,250
TBD	\$72,076	\$312,924	\$125,000	\$944,548	\$400,000	\$400,000	\$400,000	\$400,000	\$2,669,548	\$2,669,548
TIB	\$26,536	\$373,464	\$825,000	\$100,000	\$190,000	\$1,960,000	\$1,475,000	\$5,350,000	\$9,900,000	\$9,900,000
UDRA	\$0	\$3,025,000	\$150,000	\$0	\$0	\$0	\$0	\$0	\$150,000	\$3,175,000
WSDOT	\$91,500	\$250,000	\$4,240,000	\$575,000	\$0	\$0	\$0	\$0	\$4,815,000	\$5,045,000
Department Total	\$13,946,149	\$20,488,513	\$45,442,253	\$22,277,658	\$17,503,219	\$32,316,000	\$43,001,781	\$24,477,781	\$185,018,692	\$219,453,354

# Street Department Project Reports

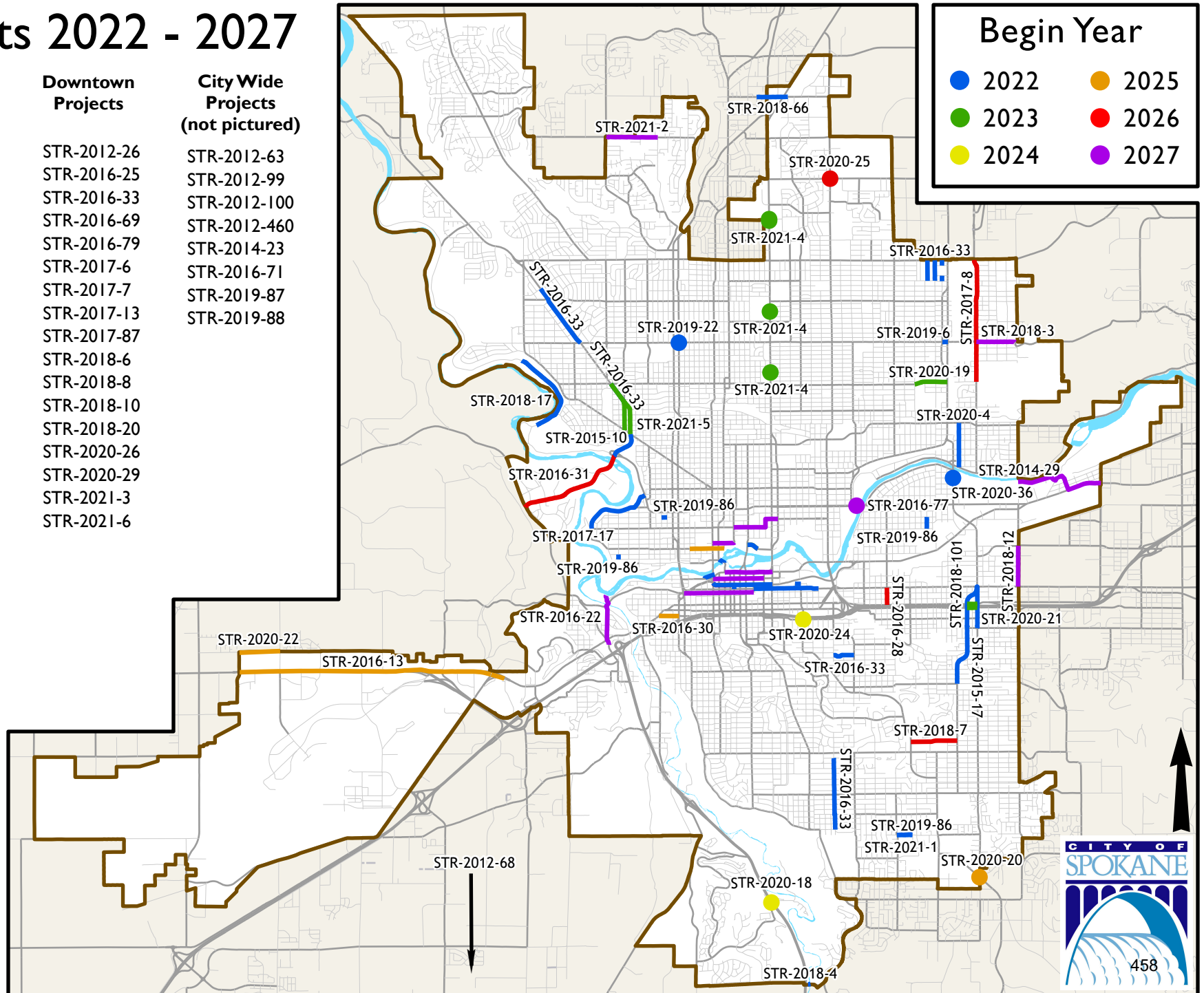
---

**Normandie  
Complex  
Machinery  
(not pictured)**

## Downtown Projects

**City Wide  
Projects  
(not pictured)**

STR-2012-63  
STR-2012-99  
STR-2012-100  
STR-2012-460  
STR-2014-23  
STR-2016-71  
STR-2019-87  
STR-2019-88



Street/Bridge Rehabilitation

Hatch Rd Bridge Deck Replacement

STR-2018-4

Executive Summary

Reconstruction of the Hatch Bridge deck to perpetuate the existing functionality.

Project Justification

Existing bridge deck requires costly regular maintenance. The new deck will extend the life and lower maintenance costs.

*This project meets the following comprehensive plan goals and/or policies:*

Meets TR Goal C. Accommodate Access to Daily Needs and Priority Destinations by maintaining a vital infrastructure link.

Location

Other Location

Hatch Rd Bridge over Hangman Creek adjacent to Highway 195

Project Status

Active

Project number: 2018085

Construction in 2022.

External Factors

Maintenance

*Maintenance of capital facilities, buildings and infrastructure has an impact on a Department’s operating budget, and thus routine maintenance costs for new and ongoing projects are identified in the table below.*

	2022	2023	2024	2025	2026	2027	Total
Expected Annual Maintenance	\$0	\$0	\$0	\$0	\$0	\$0	\$0

Maintenance Comments

Street/Bridge Rehabilitation

Hatch Rd Bridge Deck Replacement

STR-2018-4

Spending

Project Phase	Prior Spending	2021	Estimated Spending							Total
			2022	2023	2024	2025	2026	2027	6 Year Total	
Construction	\$0	\$0	\$2,390,000	\$0	\$0	\$0	\$0	\$0	\$2,390,000	\$2,390,000
Design	\$153,755	\$120,000	\$0	\$0	\$0	\$0	\$0	\$0	\$0	\$273,755
Total	\$153,755	\$120,000	\$2,390,000	\$0	\$0	\$0	\$0	\$0	\$2,390,000	\$2,663,755

Funding

Funding Name	Source	Status*	Prior Funding	2021	Estimated Funding							Total
					2022	2023	2024	2025	2026	2027	6 Year Total	
BRIDGE	Federal	Funded	\$104,021	\$100,000	\$2,028,729	\$0	\$0	\$0	\$0	\$0	\$2,028,729	\$2,232,750
REET	Local	Funded	\$49,734	\$20,000	\$361,271	\$0	\$0	\$0	\$0	\$0	\$361,271	\$431,005
Total			\$153,755	\$120,000	\$2,390,000	\$0	\$0	\$0	\$0	\$0	\$2,390,000	\$2,663,755

- \*Status definitions
- Unidentified: Funding source has not yet been determined
  - Identified: Funding source has been found, but not yet requested
  - Applied: Grant or loan application has been submitted, or budget has been requested
  - Awarded: Grant or loan has been offered but the contract has not yet been signed or budget has not yet been approved by Council
  - Encumbered: Project contract has been signed and funds have been allocated to spend on the project

Street/Bridge Rehabilitation

Post Street Replacement Bridge

STR-2012-26

Executive Summary

Reconstruct the bridge, including foundation, superstructure, and full deck. New bridge will continue to support utility mains including sewer trunk-line and water transmission main, as well as conduit and cable for electrical, lighting and communication needs.

Project Justification

The current structure is deteriorating and needs to be replaced. A Type, Size, and Location (TS&L) study was conducted to address all modes of travel.

*This project meets the following comprehensive plan goals and/or policies:*

Meets TR Goal E. Respect natural & Community Assets by recreating a bridge that serves the community as an asset to the local network, the parks, the Centennial trail, etc. The level of integration and focus on effective delivery also meets TR Goal G. Maximize Public Benefits.

Location

Other Location

Post St. Crossing at Spokane River.

Project Status

Active

Project Number: 2017105(2001041)

TS&L Study and Design complete. Construction began in 2020, to continue through 2022.

External Factors

Coordination of timing with surrounding road closures will dictate actual construction start. CSO 26 and Riverfront Park projects will each impact this schedule.

Maintenance

*Maintenance of capital facilities, buildings and infrastructure has an impact on a Department’s operating budget, and thus routine maintenance costs for new and ongoing projects are identified in the table below.*

	2022	2023	2024	2025	2026	2027	Total
Expected Annual Maintenance	\$0	\$0	\$0	\$0	\$0	\$0	\$0

Maintenance Comments

Street/Bridge Rehabilitation

Post Street Replacement Bridge

STR-2012-26

Spending

Project Phase	Prior Spending	2021	Estimated Spending							Total
			2022	2023	2024	2025	2026	2027	6 Year Total	
Construction	\$3,556,223	\$4,199,452	\$3,600,000	\$600,000	\$0	\$0	\$0	\$0	\$4,200,000	\$11,955,675
Design	\$2,114,307	\$0	\$0	\$0	\$0	\$0	\$0	\$0	\$0	\$2,114,307
Total	\$5,670,530	\$4,199,452	\$3,600,000	\$600,000	\$0	\$0	\$0	\$0	\$4,200,000	\$14,069,982

Funding

Funding Name	Source	Status*	Prior Funding	2021	Estimated Funding							Total
					2022	2023	2024	2025	2026	2027	6 Year Total	
BRIDGE	Federal	Funded	\$3,556,223	\$4,199,452	\$3,600,000	\$600,000	\$0	\$0	\$0	\$0	\$4,200,000	\$11,955,675
Levy	Local	Funded	\$745,307	\$0	\$0	\$0	\$0	\$0	\$0	\$0	\$0	\$745,307
Sec 129	Federal	Funded	\$1,369,000	\$0	\$0	\$0	\$0	\$0	\$0	\$0	\$0	\$1,369,000
Total			\$5,670,530	\$4,199,452	\$3,600,000	\$600,000	\$0	\$0	\$0	\$0	\$4,200,000	\$14,069,982

- \*Status definitions
- Unidentified: Funding source has not yet been determined
  - Identified: Funding source has been found, but not yet requested
  - Applied: Grant or loan application has been submitted, or budget has been requested
  - Awarded: Grant or loan has been offered but the contract has not yet been signed or budget has not yet been approved by Council
  - Encumbered: Project contract has been signed and funds have been allocated to spend on the project

Street/Impact Fee Projects

Freya Ave. / Palouse Highway Roundabout

STR-2020-20

Executive Summary

Reconstruct the intersection as a roundabout.

Project Justification

Improve intersection capacity to accommodate continued traffic growth related to development.

*This project meets the following comprehensive plan goals and/or policies:*

This project will improve intersection capacity. Meets Transportation Goal F. Enhance Public Health & Safety by improving intersection capacity.

Location

Other Location

Intersection of Freya Avenue and Palouse Highway

Project Status

Active

Initiate planning in 2022.

External Factors

Need to secure additional funding for construction. Potential right-of-way acquisition.

Maintenance

*Maintenance of capital facilities, buildings and infrastructure has an impact on a Department’s operating budget, and thus routine maintenance costs for new and ongoing projects are identified in the table below.*

	2022	2023	2024	2025	2026	2027	Total
Expected Annual Maintenance	\$0	\$0	\$0	\$0	\$0	\$0	\$0

Maintenance Comments

Street/Impact Fee Projects

Freya Ave. / Palouse Highway Roundabout

STR-2020-20

Spending

Project Phase	Prior Spending	2021	Estimated Spending							Total
			2022	2023	2024	2025	2026	2027	6 Year Total	
Construction	\$0	\$0	\$0	\$0	\$0	\$1,300,000	\$0	\$0	\$1,300,000	\$1,300,000
Design	\$0	\$0	\$0	\$100,000	\$30,000	\$0	\$0	\$0	\$130,000	\$130,000
Land purchase	\$0	\$0	\$0	\$0	\$50,000	\$0	\$0	\$0	\$50,000	\$50,000
Planning	\$0	\$0	\$25,000	\$0	\$0	\$0	\$0	\$0	\$25,000	\$25,000
Total	\$0	\$0	\$25,000	\$100,000	\$80,000	\$1,300,000	\$0	\$0	\$1,505,000	\$1,505,000

Funding

Funding Name	Source	Status*	Prior Funding	2021	Estimated Funding							Total
					2022	2023	2024	2025	2026	2027	6 Year Total	
Grant	Unidentified	Unfunded	\$0	\$0	\$0	\$50,000	\$40,000	\$650,000	\$0	\$0	\$740,000	\$740,000
Impact Fee	Local	Funded	\$0	\$0	\$25,000	\$50,000	\$40,000	\$650,000	\$0	\$0	\$765,000	\$765,000
Total			\$0	\$0	\$25,000	\$100,000	\$80,000	\$1,300,000	\$0	\$0	\$1,505,000	\$1,505,000

- \*Status definitions
- Unidentified: Funding source has not yet been determined
  - Identified: Funding source has been found, but not yet requested
  - Applied: Grant or loan application has been submitted, or budget has been requested
  - Awarded: Grant or loan has been offered but the contract has not yet been signed or budget has not yet been approved by Council
  - Encumbered: Project contract has been signed and funds have been allocated to spend on the project

Street/Impact Fee Projects

Garland Pathway

STR-2020-19

Executive Summary

Construct a shared-use path on the north side of Garland Avenue from approximately Cook Street and Shaw Middle School to Market Street.

Project Justification

Improve the bicycle and pedestrian route and infrastructure for the heavily traveled pathway.

*This project meets the following comprehensive plan goals and/or policies:*

Pedestrian priority near Shaw Middle School. Meets TR Goal B. Provide Transportation Choices by improving the pedestrian and bicycle infrastructure.

Location

Other Location

Garland Ave. - Cook St. to Market St.

Project Status

Active

Planning with the Spokane School District in process.  
Grant submitted, funding award pending.

External Factors

Securing additional funding for construction.

Maintenance

*Maintenance of capital facilities, buildings and infrastructure has an impact on a Department's operating budget, and thus routine maintenance costs for new and ongoing projects are identified in the table below.*

	2022	2023	2024	2025	2026	2027	Total
Expected Annual Maintenance	\$0	\$0	\$0	\$0	\$0	\$0	\$0

Maintenance Comments

Street/Impact Fee Projects

Garland Pathway

STR-2020-19

Spending

Project Phase	Prior Spending	2021	Estimated Spending							Total
			2022	2023	2024	2025	2026	2027	6 Year Total	
---	\$0	\$0	\$0	\$0	\$0	\$0	\$0	\$0	\$0	\$0
Construction	\$0	\$0	\$0	\$1,400,000	\$0	\$0	\$0	\$0	\$1,400,000	\$1,400,000
Design	\$0	\$10,000	\$110,000	\$20,000	\$0	\$0	\$0	\$0	\$130,000	\$140,000
Total	\$0	\$10,000	\$110,000	\$1,420,000	\$0	\$0	\$0	\$0	\$1,530,000	\$1,540,000

Funding

Funding Name	Source	Status*	Prior Funding	2021	Estimated Funding							Total
					2022	2023	2024	2025	2026	2027	6 Year Total	
Grant	Unidentified	Unfunded	\$0	\$5,000	\$85,000	\$1,140,000	\$0	\$0	\$0	\$0	\$1,225,000	\$1,230,000
Impact Fee	Local	Funded	\$0	\$5,000	\$25,000	\$280,000	\$0	\$0	\$0	\$0	\$305,000	\$310,000
Total			\$0	\$10,000	\$110,000	\$1,420,000	\$0	\$0	\$0	\$0	\$1,530,000	\$1,540,000

- \*Status definitions
- Unidentified: Funding source has not yet been determined
  - Identified: Funding source has been found, but not yet requested
  - Applied: Grant or loan application has been submitted, or budget has been requested
  - Awarded: Grant or loan has been offered but the contract has not yet been signed or budget has not yet been approved by Council
  - Encumbered: Project contract has been signed and funds have been allocated to spend on the project

Street/Impact Fee Projects

Meadow Lane Rd. / US 195 Intersection

STR-2020-18

Executive Summary

Intersection improvements to address safety and capacity.

Project Justification

Intersection improvements are needed to address continued traffic growth along the US 195 corridor and anticipated growth in traffic from continued development in the Eagle Ridge area.

*This project meets the following comprehensive plan goals and/or policies:*

This is a transportation impact fee project intended for congestion mitigation. Meets TR Goals F. Enhance Public Health & Safety by addressing intersection capacity and safety issues.

Location

Other Location

US 195 at Meadow Lane Road

Project Status

Active

US 195 corridor study in process. Initial planning/design for this intersection planned for 2021-2022.

External Factors

Washington State Department of Transportation coordination and concurrence required.

Maintenance

*Maintenance of capital facilities, buildings and infrastructure has an impact on a Department’s operating budget, and thus routine maintenance costs for new and ongoing projects are identified in the table below.*

	2022	2023	2024	2025	2026	2027	Total
Expected Annual Maintenance	\$0	\$0	\$0	\$0	\$0	\$0	\$0

Maintenance Comments

Street/Impact Fee Projects

Meadow Lane Rd. / US 195 Intersection

STR-2020-18

Spending

Project Phase	Prior Spending	2021	Estimated Spending							Total
			2022	2023	2024	2025	2026	2027	6 Year Total	
Construction	\$0	\$0	\$0	\$0	\$1,875,000	\$0	\$0	\$0	\$1,875,000	\$1,875,000
Design	\$0	\$0	\$50,000	\$165,000	\$0	\$0	\$0	\$0	\$215,000	\$215,000
Planning	\$0	\$10,000	\$0	\$0	\$0	\$0	\$0	\$0	\$0	\$10,000
Total	\$0	\$10,000	\$50,000	\$165,000	\$1,875,000	\$0	\$0	\$0	\$2,090,000	\$2,100,000

Funding

Funding Name	Source	Status*	Prior Funding	2021	Estimated Funding							Total
					2022	2023	2024	2025	2026	2027	6 Year Total	
Private	Unidentified	Unfunded	\$0	\$10,000	\$50,000	\$165,000	\$1,875,000	\$0	\$0	\$0	\$2,090,000	\$2,100,000
Total			\$0	\$10,000	\$50,000	\$165,000	\$1,875,000	\$0	\$0	\$0	\$2,090,000	\$2,100,000

- \*Status definitions
- Unidentified: Funding source has not yet been determined
  - Identified: Funding source has been found, but not yet requested
  - Applied: Grant or loan application has been submitted, or budget has been requested
  - Awarded: Grant or loan has been offered but the contract has not yet been signed or budget has not yet been approved by Council
  - Encumbered: Project contract has been signed and funds have been allocated to spend on the project

Street/Impact Fee Projects

Nevada St. / Lincoln Rd. Intersection/Signal Improvements

STR-2020-25

Executive Summary

Modify the eastbound and westbound approaches to provide dedicated left turn lanes. Modify and replace the traffic signal system.

Project Justification

Modify the intersection to increase capacity and accommodate continued traffic growth and demand in the areas.

*This project meets the following comprehensive plan goals and/or policies:*

This is an impact fee project intended for congestion mitigation. Meets TR F. Enhance Public Health and Safety by enhancing intersection capacity and improving safety and efficiency for all travelers.

Location

Other Location

Lincoln Road at Nevada Street.

Project Status

Active

Initiate design 2024.

External Factors

Ability to secure grants or outside funding will impact the timing and schedule of construction.

Maintenance

*Maintenance of capital facilities, buildings and infrastructure has an impact on a Department’s operating budget, and thus routine maintenance costs for new and ongoing projects are identified in the table below.*

	2022	2023	2024	2025	2026	2027	Total
Expected Annual Maintenance	\$0	\$0	\$0	\$0	\$0	\$0	\$0

Maintenance Comments

Street/Impact Fee Projects

Nevada St. / Lincoln Rd. Intersection/Signal Improvements

STR-2020-25

Spending

Project Phase	Prior Spending	2021	Estimated Spending							Total
			2022	2023	2024	2025	2026	2027	6 Year Total	
Construction	\$0	\$0	\$0	\$0	\$0	\$0	\$1,350,000	\$0	\$1,350,000	\$1,350,000
Design	\$0	\$0	\$0	\$0	\$150,000	\$0	\$0	\$0	\$150,000	\$150,000
Land purchase	\$0	\$0	\$0	\$0	\$0	\$50,000	\$0	\$0	\$50,000	\$50,000
Total	\$0	\$0	\$0	\$0	\$150,000	\$50,000	\$1,350,000	\$0	\$1,550,000	\$1,550,000

Funding

Funding Name	Source	Status*	Prior Funding	2021	Estimated Funding							Total
					2022	2023	2024	2025	2026	2027	6 Year Total	
Grant	Unidentified	Unfunded	\$0	\$0	\$0	\$0	\$75,000	\$25,000	\$675,000	\$0	\$775,000	\$775,000
Impact Fee	Local	Funded	\$0	\$0	\$0	\$0	\$75,000	\$25,000	\$675,000	\$0	\$775,000	\$775,000
Total			\$0	\$0	\$0	\$0	\$150,000	\$50,000	\$1,350,000	\$0	\$1,550,000	\$1,550,000

- \*Status definitions
- Unidentified: Funding source has not yet been determined
  - Identified: Funding source has been found, but not yet requested
  - Applied: Grant or loan application has been submitted, or budget has been requested
  - Awarded: Grant or loan has been offered but the contract has not yet been signed or budget has not yet been approved by Council
  - Encumbered: Project contract has been signed and funds have been allocated to spend on the project

Street/Neighborhood  
School Safety Program  
STR-2019-87

Executive Summary

School safety infrastructure including crossings, signals, sidewalks, and other equipment or safety programs. Project construction will be conducted annually.

Project Justification

The City holds a responsibility to provide and promote safe and effective access to schools.

*This project meets the following comprehensive plan goals and/or policies:*

Meets TR Goals B. Provide Transportation Choices, C. Accommodate Access to Daily Needs and Priority Destinations, and F. Enhance Public Health & Safety by providing better infrastructure for accessing schools.

Location

Other Location  
Varies, generally located near schools.

Project Status

Active  
This program is a new program that will design and install school safety infrastructure and implement safety programs on an annual basis.

External Factors

The program is driven by applications for projects throughout the year. The implementation of projects will come in groupings, generally bid as projects in the springtime.

Maintenance

*Maintenance of capital facilities, buildings and infrastructure has an impact on a Department’s operating budget, and thus routine maintenance costs for new and ongoing projects are identified in the table below.*

	2022	2023	2024	2025	2026	2027	Total
Expected Annual Maintenance	\$0	\$0	\$0	\$0	\$0	\$0	\$0

Maintenance Comments

Street/Neighborhood

School Safety Program

STR-2019-87

Spending

Project Phase	Prior Spending	2021	Estimated Spending							Total
			2022	2023	2024	2025	2026	2027	6 Year Total	
Construction	\$0	\$1,000,000	\$1,500,000	\$1,500,000	\$1,500,000	\$1,500,000	\$1,500,000	\$1,500,000	\$9,000,000	\$10,000,000
Design	\$0	\$100,000	\$100,000	\$100,000	\$100,000	\$100,000	\$100,000	\$100,000	\$600,000	\$700,000
Total	\$0	\$1,100,000	\$1,600,000	\$1,600,000	\$1,600,000	\$1,600,000	\$1,600,000	\$1,600,000	\$9,600,000	\$10,700,000

Funding

Funding Name	Source	Status*	Prior Funding	2021	Estimated Funding							Total
					2022	2023	2024	2025	2026	2027	6 Year Total	
Speed Zone	Local	Funded	\$0	\$1,100,000	\$1,600,000	\$1,600,000	\$1,600,000	\$1,600,000	\$1,600,000	\$1,600,000	\$9,600,000	\$10,700,000
Total			\$0	\$1,100,000	\$1,600,000	\$1,600,000	\$1,600,000	\$1,600,000	\$1,600,000	\$1,600,000	\$9,600,000	\$10,700,000

- \*Status definitions
- Unidentified: Funding source has not yet been determined
  - Identified: Funding source has been found, but not yet requested
  - Applied: Grant or loan application has been submitted, or budget has been requested
  - Awarded: Grant or loan has been offered but the contract has not yet been signed or budget has not yet been approved by Council
  - Encumbered: Project contract has been signed and funds have been allocated to spend on the project

Street/Neighborhood

Traffic Calming Program

STR-2014-23

Executive Summary

Program installs traffic calming measures in response to neighborhood applications for calming needs.

Project Justification

This program fulfills the red light traffic calming ordinance.

*This project meets the following comprehensive plan goals and/or policies:*

Meets TR Goals A. Promote a Sense of Place and F. Enhance Public Health & Safety by allowing neighborhoods to participate in the street development process by prioritizing and addressing community safety concerns.

Location

Other Location

City-wide.

Project Status

Active

This annual program is run in coordination between Office of Neighborhood Services, Integrated Capital Management, and Streets.

External Factors

Applications for use come through Neighborhood Councils and are approved by the Traffic Calming Committee.

Maintenance

*Maintenance of capital facilities, buildings and infrastructure has an impact on a Department’s operating budget, and thus routine maintenance costs for new and ongoing projects are identified in the table below.*

	2022	2023	2024	2025	2026	2027	Total
Expected Annual Maintenance	\$0	\$0	\$0	\$0	\$0	\$0	\$0

Maintenance Comments

Street/Neighborhood

Traffic Calming Program

STR-2014-23

Spending

Project Phase	Prior Spending	2021	Estimated Spending							Total
			2022	2023	2024	2025	2026	2027	6 Year Total	
Construction	\$0	\$400,000	\$400,000	\$400,000	\$400,000	\$400,000	\$400,000	\$400,000	\$2,400,000	\$2,800,000
Design	\$0	\$50,000	\$50,000	\$50,000	\$50,000	\$50,000	\$50,000	\$50,000	\$300,000	\$350,000
Total	\$0	\$450,000	\$450,000	\$450,000	\$450,000	\$450,000	\$450,000	\$450,000	\$2,700,000	\$3,150,000

Funding

Funding Name	Source	Status*	Prior Funding	2021	Estimated Funding							Total
					2022	2023	2024	2025	2026	2027	6 Year Total	
Redlight	Local	Funded	\$0	\$450,000	\$450,000	\$450,000	\$450,000	\$450,000	\$450,000	\$450,000	\$2,700,000	\$3,150,000
Total			\$0	\$450,000	\$450,000	\$450,000	\$450,000	\$450,000	\$450,000	\$450,000	\$2,700,000	\$3,150,000

- \*Status definitions
- Unidentified: Funding source has not yet been determined
  - Identified: Funding source has been found, but not yet requested
  - Applied: Grant or loan application has been submitted, or budget has been requested
  - Awarded: Grant or loan has been offered but the contract has not yet been signed or budget has not yet been approved by Council
  - Encumbered: Project contract has been signed and funds have been allocated to spend on the project

Street/Neighborhood

Transportation Benefit District (TBD) Sidewalk Program

STR-2016-33

Executive Summary

Sidewalk improvements (generally infill) at locations noted.

Project Justification

To fulfill the requirements of the TBD sidewalk program, which conducts sidewalk infill and Americans with Disabilities Act (ADA) compliance.

*This project meets the following comprehensive plan goals and/or policies:*

Meets TR Goal B. Provide Transportation Choices by connecting sidewalks in priority pedestrian areas, opening up better opportunities for pedestrian and ADA-compliant travel.

Location

Other Location

Locations: Arthur St - 38th to 43rd; 11th Ave - Arthur to Perry; E. Hilliard - Central Ave to Francis Ave. Driscoll/Alberta/Cochrane and N. River Dr. also use TBD funds as shown in the Bike/Ped section.

Project Status

Active

Project numbers: Various.

External Factors

Costs shown below are for TBD projects that have not yet received matching grant dollars. When grants are received, individual project pages will be created in the Pedestrian and Bikeways section of this program. Presently, this includes the Cincinnati Greenway and Regal/Bemiss/Shaw Pedestrian Safety projects.

Maintenance

*Maintenance of capital facilities, buildings and infrastructure has an impact on a Department's operating budget, and thus routine maintenance costs for new and ongoing projects are identified in the table below.*

	2022	2023	2024	2025	2026	2027	Total
Expected Annual Maintenance	\$0	\$0	\$0	\$0	\$0	\$0	\$0

Maintenance Comments

Street/Neighborhood

Transportation Benefit District (TBD) Sidewalk Program

STR-2016-33

Spending

Project Phase	Prior Spending	2021	Estimated Spending							Total
			2022	2023	2024	2025	2026	2027	6 Year Total	
Construction	\$0	\$0	\$0	\$350,000	\$350,000	\$350,000	\$350,000	\$350,000	\$1,750,000	\$1,750,000
Design	\$0	\$0	\$50,000	\$50,000	\$50,000	\$50,000	\$50,000	\$50,000	\$300,000	\$300,000
Total	\$0	\$0	\$50,000	\$400,000	\$400,000	\$400,000	\$400,000	\$400,000	\$2,050,000	\$2,050,000

Funding

Funding Name	Source	Status*	Prior Funding	2021	Estimated Funding							Total
					2022	2023	2024	2025	2026	2027	6 Year Total	
TBD	Local	Funded	\$0	\$0	\$50,000	\$400,000	\$400,000	\$400,000	\$400,000	\$400,000	\$2,050,000	\$2,050,000
Total			\$0	\$0	\$50,000	\$400,000	\$400,000	\$400,000	\$400,000	\$400,000	\$2,050,000	\$2,050,000

- \*Status definitions
- Unidentified: Funding source has not yet been determined
  - Identified: Funding source has been found, but not yet requested
  - Applied: Grant or loan application has been submitted, or budget has been requested
  - Awarded: Grant or loan has been offered but the contract has not yet been signed or budget has not yet been approved by Council
  - Encumbered: Project contract has been signed and funds have been allocated to spend on the project

**Street/Neighborhood****Unpaved Roadway Paving Program**

STR-2019-86

**Executive Summary**

New paving of streets that are yet unpaved. The intent is to pave the roadway as cost-efficiently as possible. First year programming will begin design in the fall of 2019 for construction in 2020.

**Project Justification**

Unpaved streets require annual maintenance to remain drivable. Pavement will significantly reduce the maintenance load, and will facilitate reliable travel for citizens.

*This project meets the following comprehensive plan goals and/or policies:*

Meets TR Goals B. Provide Transportation Choices; C. Accommodate Access to Daily Needs and Priority Destinations; and F. Enhance Public Health & Safety by providing infrastructure that is reliable and functional.

**Location**

Other Location

Locations will vary as streets are selected in each district each year.

**Project Status**

Active

2021 locations: District 1-Lacey St., Desmet to Sharp; District 2- See 44th Ave. project in Streets Capital section; District 3- Lindeke St., College to Bridge and Sinto Ave., Elm to Oak.

**External Factors**

City Council will provide initial prioritization of unpaved segments within each district. The Citizens Transportation Advisory Board (CTAB) may be tasked with prioritization. Work will be completed as budget allows.

**Maintenance**

*Maintenance of capital facilities, buildings and infrastructure has an impact on a Department's operating budget, and thus routine maintenance costs for new and ongoing projects are identified in the table below.*

	2021	2022	2023	2024	Total
Expected Annual Maintenance	\$0	\$0	\$0	\$0	\$0

**Maintenance Comments**

Street/Neighborhood

Unpaved Roadway Paving Program

STR-2019-86

Spending

Project Phase	Prior Spending	2021	Estimated Spending							Total
			2022	2023	2024	2025	2026	2027	6 Year Total	
Construction	\$325,000	\$350,000	\$350,000	\$650,000	\$650,000	\$650,000	\$650,000	\$650,000	\$3,600,000	\$4,275,000
Design	\$40,000	\$50,000	\$50,000	\$50,000	\$50,000	\$50,000	\$50,000	\$50,000	\$300,000	\$390,000
Total	\$365,000	\$400,000	\$400,000	\$700,000	\$700,000	\$700,000	\$700,000	\$700,000	\$3,900,000	\$4,665,000

Funding

Funding Name	Source	Status*	Prior Funding	2021	Estimated Funding							Total
					2022	2023	2024	2025	2026	2027	6 Year Total	
Street Maintenance	Local	Funded	\$365,000	\$400,000	\$400,000	\$700,000	\$700,000	\$700,000	\$700,000	\$700,000	\$3,900,000	\$4,665,000
Total			\$365,000	\$400,000	\$400,000	\$700,000	\$700,000	\$700,000	\$700,000	\$700,000	\$3,900,000	\$4,665,000

- \*Status definitions
- Unidentified: Funding source has not yet been determined
  - Identified: Funding source has been found, but not yet requested
  - Applied: Grant or loan application has been submitted, or budget has been requested
  - Awarded: Grant or loan has been offered but the contract has not yet been signed or budget has not yet been approved by Council
  - Encumbered: Project contract has been signed and funds have been allocated to spend on the project

Street/Pedestrian and Bikeways

**Bike Route Signing and Striping**

STR-2012-63

**Executive Summary**

Striping and conversion of signs to Manual on Uniform Traffic Control Devices (MUTCD) standards.

**Project Justification**

Bicycle lane signing and striping standards have changed. This project is intended to bring our bicycle lanes up to MUTCD standards throughout the city.

*This project meets the following comprehensive plan goals and/or policies:*

Meets TR Goal B. Provide Transportation Choices by improving the bicycle network.

**Location**

Other Location

City-wide.

**Project Status**

Active

This is an ongoing project that is accomplished during every construction season as need arises.

**External Factors**

**Maintenance**

*Maintenance of capital facilities, buildings and infrastructure has an impact on a Department’s operating budget, and thus routine maintenance costs for new and ongoing projects are identified in the table below.*

	2022	2023	2024	2025	2026	2027	Total
Expected Annual Maintenance	\$0	\$0	\$0	\$0	\$0	\$0	\$0

**Maintenance Comments**

Street/Pedestrian and Bikeways

Bike Route Signing and Striping

STR-2012-63

Spending

Project Phase	Prior Spending	2021	Estimated Spending							Total
			2022	2023	2024	2025	2026	2027	6 Year Total	
Construction	\$0	\$10,000	\$10,000	\$10,000	\$10,000	\$10,000	\$10,000	\$10,000	\$60,000	\$70,000
Total	\$0	\$10,000	\$10,000	\$10,000	\$10,000	\$10,000	\$10,000	\$10,000	\$60,000	\$70,000

Funding

Funding Name	Source	Status*	Prior Funding	2021	Estimated Funding							Total
					2022	2023	2024	2025	2026	2027	6 Year Total	
REET	Local	Funded	\$0	\$10,000	\$10,000	\$10,000	\$10,000	\$10,000	\$10,000	\$10,000	\$60,000	\$70,000
Total			\$0	\$10,000	\$10,000	\$10,000	\$10,000	\$10,000	\$10,000	\$10,000	\$60,000	\$70,000

- \*Status definitions
- Unidentified: Funding source has not yet been determined
  - Identified: Funding source has been found, but not yet requested
  - Applied: Grant or loan application has been submitted, or budget has been requested
  - Awarded: Grant or loan has been offered but the contract has not yet been signed or budget has not yet been approved by Council
  - Encumbered: Project contract has been signed and funds have been allocated to spend on the project

Street/Pedestrian and Bikeways

Boone Ave. Protected Bike Lanes - Howard to Ruby

STR-2021-3

Executive Summary

Study to consider alternatives for implementing protected bike lanes.

Project Justification

Provide a lower stress bike route.

*This project meets the following comprehensive plan goals and/or policies:*

TR B- Provide Transportation Choices, encourages biking by improving bike facilities. TR F- Enhance Public Health and Safety, project improves bike safety.

Location

Other Location

Boone Ave., Howard St. to Atlantic St.; Atlantic St., Boone to Sharp; Sharp Ave., Atlantic to Ruby.

Project Status

Active

Project Number: 2021069 - Begin planning in 2022. Design and construction pending outcome of planning work and securing funding.

External Factors

Securing funding.

Maintenance

*Maintenance of capital facilities, buildings and infrastructure has an impact on a Department’s operating budget, and thus routine maintenance costs for new and ongoing projects are identified in the table below.*

	2022	2023	2024	2025	2026	2027	Total
Expected Annual Maintenance	\$0	\$0	\$0	\$0	\$0	\$0	\$0

Maintenance Comments

Street/Pedestrian and Bikeways

Boone Ave. Protected Bike Lanes - Howard to Ruby

STR-2021-3

Spending

Project Phase	Prior Spending	2021	Estimated Spending							Total
			2022	2023	2024	2025	2026	2027	6 Year Total	
Construction	\$0	\$0	\$0	\$0	\$0	\$0	\$0	\$0	\$0	\$0
Design	\$0	\$0	\$0	\$0	\$0	\$0	\$0	\$0	\$0	\$0
Planning	\$0	\$0	\$75,000	\$0	\$0	\$0	\$0	\$0	\$75,000	\$75,000
Total	\$0	\$0	\$75,000	\$0	\$0	\$0	\$0	\$0	\$75,000	\$75,000

Funding

Funding Name	Source	Status*	Prior Funding	2021	Estimated Funding							Total
					2022	2023	2024	2025	2026	2027	6 Year Total	
Grant	Unidentified	Unfunded	\$0	\$0	\$0	\$0	\$0	\$0	\$0	\$0	\$0	\$0
Levy	Local	Funded	\$0	\$0	\$75,000	\$0	\$0	\$0	\$0	\$0	\$75,000	\$75,000
Total			\$0	\$0	\$75,000	\$0	\$0	\$0	\$0	\$0	\$75,000	\$75,000

- \*Status definitions
- Unidentified: Funding source has not yet been determined
  - Identified: Funding source has been found, but not yet requested
  - Applied: Grant or loan application has been submitted, or budget has been requested
  - Awarded: Grant or loan has been offered but the contract has not yet been signed or budget has not yet been approved by Council
  - Encumbered: Project contract has been signed and funds have been allocated to spend on the project

Street/Pedestrian and Bikeways

Centennial Trail, Mission Ave Gap Phase 2

STR-2016-77

Executive Summary

This project will make a safety improvement where the Centennial Trail crosses Mission Avenue by providing grade separation. This project will implement the recommendations of the feasibility study to bridge over Mission Avenue and tunnel under the railroad tracks to the south of Mission Ave.

Project Justification

This existing at-grade crossing is presently complex and risky with the volume of vehicles, bicyclists, and pedestrians and the non-intuitive nature of the crossing. The actual crossing location is often confused with the railroad tracks. Separation of pedestrian facilities from the traveled way is important to comfort and safety.

*This project meets the following comprehensive plan goals and/or policies:*

Meets TR Goals E. Respect natural & Community Assets and F. Enhance Public Health & Safety by improving upon the existing trail and providing safety enhancements that apply to all transportation modes.

Location

Other Location

Centennial Trail at Mission Ave, through Mission Park next to BNSF R/R tracks across Mission and East toward Upriver Drive

Project Status

Active

Project number: 2016141

Grant opportunities being sought.

External Factors

Maintenance

*Maintenance of capital facilities, buildings and infrastructure has an impact on a Department’s operating budget, and thus routine maintenance costs for new and ongoing projects are identified in the table below.*

	2022	2023	2024	2025	2026	2027	Total
Expected Annual Maintenance	\$0	\$0	\$0	\$0	\$0	\$0	\$0

Maintenance Comments

Street/Pedestrian and Bikeways

Centennial Trail, Mission Ave Gap Phase 2

STR-2016-77

Spending

Project Phase	Prior Spending	2021	Estimated Spending							Total
			2022	2023	2024	2025	2026	2027	6 Year Total	
Design	\$0	\$0	\$0	\$0	\$0	\$300,000	\$320,000	\$0	\$620,000	\$620,000
Land purchase	\$0	\$0	\$0	\$0	\$0	\$0	\$290,000	\$0	\$290,000	\$290,000
Total	\$0	\$0	\$0	\$0	\$0	\$300,000	\$610,000	\$0	\$910,000	\$910,000

Funding

Funding Name	Source	Status*	Prior Funding	2021	Estimated Funding							Total
					2022	2023	2024	2025	2026	2027	6 Year Total	
Redlight	Local	Funded	\$0	\$0	\$0	\$0	\$0	\$300,000	\$610,000	\$0	\$910,000	\$910,000
Total			\$0	\$0	\$0	\$0	\$0	\$300,000	\$610,000	\$0	\$910,000	\$910,000

- \*Status definitions
- Unidentified: Funding source has not yet been determined
  - Identified: Funding source has been found, but not yet requested
  - Applied: Grant or loan application has been submitted, or budget has been requested
  - Awarded: Grant or loan has been offered but the contract has not yet been signed or budget has not yet been approved by Council
  - Encumbered: Project contract has been signed and funds have been allocated to spend on the project

Street/Pedestrian and Bikeways

Centennial Trail-Summit Blvd Gap, Boone Ave to Pettet Drive

STR-2017-17

Executive Summary

Multi-use trail to be built along the ridge adjacent to Summit Blvd and West Point Drive between Boone Ave and Pettet Drive. This is a continuation of the Centennial Trail, and should be built to that standard.

Project Justification

The Centennial Trail through Spokane is the backbone of the active transportation system. There are several gaps in the trail, of which this is one. This new trail would serve to separate vehicles from active transportation modes.

*This project meets the following comprehensive plan goals and/or policies:*

Meets TR Goals B. Provide Transportation Choices and E. Respect natural & Community Assets by enhancing the active modes of transportation in this corridor and further investing in the Centennial Trail, a community asset.

Location

Other Location

West Central Spokane along Summit Boulevard

Project Status

Active

Project Number: 2017080

Construction in 2021.

Integrated Project - Water

External Factors

Depending on the ultimate alignment and scope, there may be right-of-way elements that will affect the delivery timeframe.

Maintenance

*Maintenance of capital facilities, buildings and infrastructure has an impact on a Department’s operating budget, and thus routine maintenance costs for new and ongoing projects are identified in the table below.*

	2022	2023	2024	2025	2026	2027	Total
Expected Annual Maintenance	\$0	\$0	\$0	\$0	\$0	\$0	\$0

Maintenance Comments

Street/Pedestrian and Bikeways

Centennial Trail-Summit Blvd Gap, Boone Ave to Pettet Drive

STR-2017-17

Spending

Project Phase	Prior Spending	2021	Estimated Spending							Total
			2022	2023	2024	2025	2026	2027	6 Year Total	
Construction	\$0	\$2,350,000	\$122,000	\$0	\$0	\$0	\$0	\$0	\$122,000	\$2,472,000
Design	\$563,201	\$0	\$0	\$0	\$0	\$0	\$0	\$0	\$0	\$563,201
Land purchase	\$24,994	\$0	\$0	\$0	\$0	\$0	\$0	\$0	\$0	\$24,994
Total	\$588,195	\$2,350,000	\$122,000	\$0	\$0	\$0	\$0	\$0	\$122,000	\$3,060,195

Funding

Funding Name	Source	Status*	Prior Funding	2021	Estimated Funding							Total
					2022	2023	2024	2025	2026	2027	6 Year Total	
CMAQ	Federal	Funded	\$206,169	\$2,032,750	\$105,000	\$0	\$0	\$0	\$0	\$0	\$105,000	\$2,343,919
Levy	Federal	Funded	\$382,026	\$317,250	\$17,000	\$0	\$0	\$0	\$0	\$0	\$17,000	\$716,276
Total			\$588,195	\$2,350,000	\$122,000	\$0	\$0	\$0	\$0	\$0	\$122,000	\$3,060,195

- \*Status definitions
- Unidentified: Funding source has not yet been determined
  - Identified: Funding source has been found, but not yet requested
  - Applied: Grant or loan application has been submitted, or budget has been requested
  - Awarded: Grant or loan has been offered but the contract has not yet been signed or budget has not yet been approved by Council
  - Encumbered: Project contract has been signed and funds have been allocated to spend on the project

Street/Pedestrian and Bikeways

Division Street Pedestrian Hybrid Beacons

STR-2021-4

Executive Summary

Construct pedestrian hybrid beacons (PHB) to improve safety of pedestrian and bicycle crossings of Division St.

Project Justification

Improve safety of existing pedestrian crossings.

*This project meets the following comprehensive plan goals and/or policies:*

TR B- Provide Transportation Choices and TR F- Enhance Public Health and Safety, the project improves bicycle and pedestrian safety and mobility.

Location

Other Location

Division St. at intersections of: 1) Lacrosse; 2) Everett; and, 3) Rhoades-Weile.

Project Status

Active

Grant award late 2020. Begin planning in 2021, design in 2022. Construction 2023.

External Factors

Maintenance

*Maintenance of capital facilities, buildings and infrastructure has an impact on a Department’s operating budget, and thus routine maintenance costs for new and ongoing projects are identified in the table below.*

	2022	2023	2024	2025	2026	2027	Total
Expected Annual Maintenance	\$0	\$0	\$0	\$0	\$0	\$0	\$0

Maintenance Comments

Street/Pedestrian and Bikeways

Division Street Pedestrian Hybrid Beacons

STR-2021-4

Spending

Project Phase	Prior Spending	2021	Estimated Spending							Total
			2022	2023	2024	2025	2026	2027	6 Year Total	
Construction	\$0	\$0	\$0	\$1,478,200	\$0	\$0	\$0	\$0	\$1,478,200	\$1,478,200
Design	\$0	\$30,900	\$160,000	\$0	\$0	\$0	\$0	\$0	\$160,000	\$190,900
Land purchase	\$0	\$0	\$43,600	\$0	\$0	\$0	\$0	\$0	\$43,600	\$43,600
Total	\$0	\$30,900	\$203,600	\$1,478,200	\$0	\$0	\$0	\$0	\$1,681,800	\$1,712,700

Funding

Funding Name	Source	Status*	Prior Funding	2021	Estimated Funding							Total
					2022	2023	2024	2025	2026	2027	6 Year Total	
HSIP	Federal	Funded	\$0	\$25,300	\$183,600	\$1,478,200	\$0	\$0	\$0	\$0	\$1,661,800	\$1,687,100
Levy	Local	Funded	\$0	\$5,600	\$20,000	\$0	\$0	\$0	\$0	\$0	\$20,000	\$25,600
Total			\$0	\$30,900	\$203,600	\$1,478,200	\$0	\$0	\$0	\$0	\$1,681,800	\$1,712,700

- \*Status definitions
- Unidentified: Funding source has not yet been determined
  - Identified: Funding source has been found, but not yet requested
  - Applied: Grant or loan application has been submitted, or budget has been requested
  - Awarded: Grant or loan has been offered but the contract has not yet been signed or budget has not yet been approved by Council
  - Encumbered: Project contract has been signed and funds have been allocated to spend on the project

Street/Pedestrian and Bikeways

**Driscoll - Alberta - Cochran Sidewalk**

STR-2021-5

**Executive Summary**

Construction of infill sidewalk and Americans with Disabilities Act (ADA) curb ramps.

**Project Justification**

A high pedestrian activity corridor that is lacking sidewalk for most of the project limits.

*This project meets the following comprehensive plan goals and/or policies:*

Meets TR Goal B. Provide Transportation Choices and TR Goal F- Enhance Public Health and Safety by connecting sidewalks in priority pedestrian areas, opening up better opportunities for pedestrian and ADA-compliant travel.

**Location**

Other Location

Driscoll Blvd. from Alberta to Garland. Alberta and Cochran from Northwest Blvd. to Driscoll.

**Project Status**

Active

Project Number: 2021070 - Design to begin in 2021. Construction in 2022 or 2023.

**External Factors**

**Maintenance**

*Maintenance of capital facilities, buildings and infrastructure has an impact on a Department’s operating budget, and thus routine maintenance costs for new and ongoing projects are identified in the table below.*

	2022	2023	2024	2025	2026	2027	Total
Expected Annual Maintenance	\$0	\$0	\$0	\$0	\$0	\$0	\$0

**Maintenance Comments**

Street/Pedestrian and Bikeways

Driscoll - Alberta - Cochran Sidewalk

STR-2021-5

Spending

Project Phase	Prior Spending	2021	Estimated Spending							Total
			2022	2023	2024	2025	2026	2027	6 Year Total	
Construction	\$0	\$0	\$0	\$1,475,000	\$0	\$0	\$0	\$0	\$1,475,000	\$1,475,000
Design	\$0	\$50,000	\$150,000	\$0	\$0	\$0	\$0	\$0	\$150,000	\$200,000
Land purchase	\$0	\$0	\$25,000	\$0	\$0	\$0	\$0	\$0	\$25,000	\$25,000
Total	\$0	\$50,000	\$175,000	\$1,475,000	\$0	\$0	\$0	\$0	\$1,650,000	\$1,700,000

Funding

Funding Name	Source	Status*	Prior Funding	2021	Estimated Funding							Total
					2022	2023	2024	2025	2026	2027	6 Year Total	
CMAQ	Federal	Funded	\$0	\$10,000	\$35,000	\$310,252	\$0	\$0	\$0	\$0	\$345,252	\$355,252
STBG-SA	Federal	Funded	\$0	\$20,000	\$65,000	\$620,200	\$0	\$0	\$0	\$0	\$685,200	\$705,200
TBD	Local	Funded	\$0	\$20,000	\$75,000	\$544,548	\$0	\$0	\$0	\$0	\$619,548	\$639,548
Total			\$0	\$50,000	\$175,000	\$1,475,000	\$0	\$0	\$0	\$0	\$1,650,000	\$1,700,000

- \*Status definitions
- Unidentified: Funding source has not yet been determined
  - Identified: Funding source has been found, but not yet requested
  - Applied: Grant or loan application has been submitted, or budget has been requested
  - Awarded: Grant or loan has been offered but the contract has not yet been signed or budget has not yet been approved by Council
  - Encumbered: Project contract has been signed and funds have been allocated to spend on the project

Street/Pedestrian and Bikeways

Fish Lake Trail - Phase 3b

STR-2012-68

Executive Summary

Includes the remaining paving to reach Fish Lake as well as bridge construction over the railroads.

Project Justification

This trail will complete the gap that will provide 11 miles of trail connecting the City of Spokane and the City of Cheney. This system is identified in the Comprehensive plan as a corridor to preserve and improve.

*This project meets the following comprehensive plan goals and/or policies:*

Meets TR Goals B. Provide Transportation Choices and E. Respect natural & Community Assets by improving upon the trail length under ownership by the City, and opening that trail to public use, providing a transportation and recreation choice.

Location

Other Location

Fish Lake Trail, Queen Lucas Lake to Fish Lake.

Project Status

Active

Project number: 2010048 - Applications for Grant funding for construction.

External Factors

Funding for phase 3b is not yet secure. Negotiations with BNSF for aerial rights for bridges will take some time.

Maintenance

*Maintenance of capital facilities, buildings and infrastructure has an impact on a Department’s operating budget, and thus routine maintenance costs for new and ongoing projects are identified in the table below.*

	2022	2023	2024	2025	2026	2027	Total
Expected Annual Maintenance	\$0	\$0	\$0	\$0	\$0	\$0	\$0

Maintenance Comments

Street/Pedestrian and Bikeways

Fish Lake Trail - Phase 3b

STR-2012-68

Spending

Project Phase	Prior Spending	2021	Estimated Spending							Total
			2022	2023	2024	2025	2026	2027	6 Year Total	
Construction	\$0	\$0	\$0	\$0	\$0	\$0	\$5,400,000	\$0	\$5,400,000	\$5,400,000
Design	\$0	\$0	\$0	\$0	\$350,000	\$0	\$0	\$0	\$350,000	\$350,000
Land purchase	\$0	\$0	\$0	\$0	\$0	\$250,000	\$0	\$0	\$250,000	\$250,000
Total	\$0	\$0	\$0	\$0	\$350,000	\$250,000	\$5,400,000	\$0	\$6,000,000	\$6,000,000

Funding

Funding Name	Source	Status*	Prior Funding	2021	Estimated Funding							Total
					2022	2023	2024	2025	2026	2027	6 Year Total	
Parks Grant	Unidentified	Unfunded	\$0	\$0	\$0	\$0	\$175,000	\$125,000	\$2,700,000	\$0	\$3,000,000	\$3,000,000
RCO	Identified	Unfunded	\$0	\$0	\$0	\$0	\$175,000	\$125,000	\$2,700,000	\$0	\$3,000,000	\$3,000,000
Total			\$0	\$0	\$0	\$0	\$350,000	\$250,000	\$5,400,000	\$0	\$6,000,000	\$6,000,000

- \*Status definitions
- Unidentified: Funding source has not yet been determined
  - Identified: Funding source has been found, but not yet requested
  - Applied: Grant or loan application has been submitted, or budget has been requested
  - Awarded: Grant or loan has been offered but the contract has not yet been signed or budget has not yet been approved by Council
  - Encumbered: Project contract has been signed and funds have been allocated to spend on the project

Street/Pedestrian and Bikeways

Fish Lake Trail to Centennial Trail Connection

STR-2016-22

Executive Summary

Design study to determine best route option for the Fish Lake trail extension to connect to the Centennial Trail at the existing Sandifur Bridge trailhead at Peoples' Park.

Project Justification

Study to review various trail routes and determine best option for project design and construction. This route will complete the connection between the existing Fish Lake Trail terminus and the Centennial Trail.

*This project meets the following comprehensive plan goals and/or policies:*

Meets TR Goals B. Provide Transportation Choices and E. Respect natural & Community Assets by connecting regional shared-use trails to extend these backbone active transport providers and maximize the utility of these existing community assets.

Location

Other Location

Fish Lake Trailhead at Milton/Lindeke to Centennial Trail via Sandifur Bridge.

Project Status

Active

Project number: 2016089

Study scheduled for 2020; preliminary design in 2021.

External Factors

Maintenance

*Maintenance of capital facilities, buildings and infrastructure has an impact on a Department's operating budget, and thus routine maintenance costs for new and ongoing projects are identified in the table below.*

	2022	2023	2024	2025	2026	2027	Total
Expected Annual Maintenance	\$0	\$0	\$0	\$0	\$0	\$0	\$0

Maintenance Comments

Street/Pedestrian and Bikeways

Fish Lake Trail to Centennial Trail Connection

STR-2016-22

Spending

Project Phase	Prior Spending	2021	Estimated Spending							Total
			2022	2023	2024	2025	2026	2027	6 Year Total	
Design	\$0	\$90,000	\$0	\$0	\$0	\$150,000	\$0	\$0	\$150,000	\$240,000
Planning	\$205,325	\$45,000	\$0	\$0	\$0	\$0	\$0	\$0	\$0	\$250,325
Total	\$205,325	\$135,000	\$0	\$0	\$0	\$150,000	\$0	\$0	\$150,000	\$490,325

Funding

Funding Name	Source	Status*	Prior Funding	2021	Estimated Funding							Total
					2022	2023	2024	2025	2026	2027	6 Year Total	
Grant	Unidentified	Unfunded	\$0	\$0	\$0	\$0	\$0	\$110,000	\$0	\$0	\$110,000	\$110,000
Levy	Local	Funded	\$55,796	\$118,279	\$0	\$0	\$0	\$40,000	\$0	\$0	\$40,000	\$214,075
TAP	Federal	Funded	\$149,529	\$16,721	\$0	\$0	\$0	\$0	\$0	\$0	\$0	\$166,250
Total			\$205,325	\$135,000	\$0	\$0	\$0	\$150,000	\$0	\$0	\$150,000	\$490,325

- \*Status definitions
- Unidentified: Funding source has not yet been determined
  - Identified: Funding source has been found, but not yet requested
  - Applied: Grant or loan application has been submitted, or budget has been requested
  - Awarded: Grant or loan has been offered but the contract has not yet been signed or budget has not yet been approved by Council
  - Encumbered: Project contract has been signed and funds have been allocated to spend on the project

Street/Pedestrian and Bikeways

Millwood Trail, from SCC to Felts Field

STR-2014-29

Executive Summary

Study to select routing and begin design of a multi-use Path from Spokane Community College to Felts Field along the Spokane River. The trail will also coordinate with the future Children of the Sun connections to the Centennial Trail and Tuffy's Trail

Project Justification

The city is committed to connecting the trail system and provide multimodal transportation throughout the region.

*This project meets the following comprehensive plan goals and/or policies:*

Meets TR Goals A. Promote a Sense of Place and E. Respect natural & Community Assets by developing a trail connection between neighborhoods that this area can take pride in and adopt more fully into their transportation network.

Location

Other Location

From Spokane Community College to Felts Field.

Project Status

Active

Project number: 2014059

Project is in Planning phase. Applying for grant funding for construction. Project must advance to the next phase (ROW) with Local Agency Agreement by September 30, 2025.

External Factors

Study will determine feasibility option for routing the trail through Spokane Community College Campus.

Maintenance

*Maintenance of capital facilities, buildings and infrastructure has an impact on a Department's operating budget, and thus routine maintenance costs for new and ongoing projects are identified in the table below.*

	2022	2023	2024	2025	2026	2027	Total
Expected Annual Maintenance	\$0	\$0	\$0	\$0	\$0	\$0	\$0

Maintenance Comments

Street/Pedestrian and Bikeways

Millwood Trail, from SCC to Felts Field

STR-2014-29

Spending

Project Phase	Prior Spending	2021	Estimated Spending							Total
			2022	2023	2024	2025	2026	2027	6 Year Total	
Design	\$0	\$0	\$0	\$0	\$100,000	\$250,000	\$150,000	\$0	\$500,000	\$500,000
Land purchase	\$0	\$0	\$0	\$0	\$0	\$150,000	\$150,000	\$0	\$300,000	\$300,000
Planning	\$144,340	\$0	\$0	\$0	\$0	\$0	\$0	\$0	\$0	\$144,340
Total	\$144,340	\$0	\$0	\$0	\$100,000	\$400,000	\$300,000	\$0	\$800,000	\$944,340

Funding

Funding Name	Source	Status*	Prior Funding	2021	Estimated Funding							Total
					2022	2023	2024	2025	2026	2027	6 Year Total	
CMAQ	Federal	Funded	\$117,058	\$0	\$0	\$0	\$0	\$0	\$0	\$0	\$0	\$117,058
Grant	Unidentified	Unfunded	\$0	\$0	\$0	\$0	\$70,000	\$280,000	\$210,000	\$0	\$560,000	\$560,000
Levy	Local	Funded	\$27,282	\$0	\$0	\$0	\$30,000	\$120,000	\$90,000	\$0	\$240,000	\$267,282
Total			\$144,340	\$0	\$0	\$0	\$100,000	\$400,000	\$300,000	\$0	\$800,000	\$944,340

- \*Status definitions
- Unidentified: Funding source has not yet been determined
  - Identified: Funding source has been found, but not yet requested
  - Applied: Grant or loan application has been submitted, or budget has been requested
  - Awarded: Grant or loan has been offered but the contract has not yet been signed or budget has not yet been approved by Council
  - Encumbered: Project contract has been signed and funds have been allocated to spend on the project

Street/Pedestrian and Bikeways

North River Dr. Sidewalk - East of Washington St.

STR-2020-26

Executive Summary

Sidewalk infill from Washington Street to 900' east of Washington Street. Pavement repair and overlay and stormwater improvements within project limits.

Project Justification

A high pedestrian activity corridor that is lacking sidewalk for most of the project limits.

*This project meets the following comprehensive plan goals and/or policies:*

Meets TR Goal B. Provide Transportation Choices by connecting sidewalks in priority pedestrian areas, opening up better opportunities for pedestrian and Americans with Disabilities Act (ADA)-compliant travel.

Location

Other Location

North River Drive and Washington Street to 900' east of Washington Street

Project Status

Active

Project Number: 2019179    Design 2020; Construction 2021    Integrated Project - Stormwater

External Factors

Maintenance

*Maintenance of capital facilities, buildings and infrastructure has an impact on a Department’s operating budget, and thus routine maintenance costs for new and ongoing projects are identified in the table below.*

	2022	2023	2024	2025	2026	2027	Total
Expected Annual Maintenance	\$0	\$0	\$0	\$0	\$0	\$0	\$0

Maintenance Comments

Street/Pedestrian and Bikeways

North River Dr. Sidewalk - East of Washington St.

STR-2020-26

Spending

Project Phase	Prior Spending	2021	Estimated Spending							Total
			2022	2023	2024	2025	2026	2027	6 Year Total	
Construction	\$0	\$820,935	\$60,000	\$0	\$0	\$0	\$0	\$0	\$60,000	\$880,935
Design	\$108,338	\$92,000	\$0	\$0	\$0	\$0	\$0	\$0	\$0	\$200,338
Land purchase	\$0	\$37,200	\$0	\$0	\$0	\$0	\$0	\$0	\$0	\$37,200
Total	\$108,338	\$950,135	\$60,000	\$0	\$0	\$0	\$0	\$0	\$60,000	\$1,118,473

Funding

Funding Name	Source	Status*	Prior Funding	2021	Estimated Funding							Total
					2022	2023	2024	2025	2026	2027	6 Year Total	
Levy	Local	Funded	\$9,726	\$283,747	\$60,000	\$0	\$0	\$0	\$0	\$0	\$60,000	\$353,473
TBD	Local	Funded	\$72,076	\$292,924	\$0	\$0	\$0	\$0	\$0	\$0	\$0	\$365,000
TIB	State	Funded	\$26,536	\$373,464	\$0	\$0	\$0	\$0	\$0	\$0	\$0	\$400,000
Total			\$108,338	\$950,135	\$60,000	\$0	\$0	\$0	\$0	\$0	\$60,000	\$1,118,473

- \*Status definitions
- Unidentified: Funding source has not yet been determined
  - Identified: Funding source has been found, but not yet requested
  - Applied: Grant or loan application has been submitted, or budget has been requested
  - Awarded: Grant or loan has been offered but the contract has not yet been signed or budget has not yet been approved by Council
  - Encumbered: Project contract has been signed and funds have been allocated to spend on the project

Street/Pedestrian and Bikeways

Parking Environment Improvement Program (PEIP)

STR-2016-71

Executive Summary

Improve the parking environment in the downtown core by installing street furniture, way-finding, trees, lighting and electrical, tree grates, and by placing new sidewalk or replacing poor sidewalk. This funding program will also update downtown gateways and incorporate the 'Spokane Cultural Trail'.

Project Justification

Parking revenue will improve the atmosphere of downtown. Thus inviting more use and improving the downtown core of Spokane.

*This project meets the following comprehensive plan goals and/or policies:*

Meets TR Goal E. Respect natural & Community Assets by developing the parking and pedestrian connection to businesses downtown.

Location

Other Location

Downtown Core.

Project Status

Active

This program conducts downtown beautification, participates in downtown core projects to extend goals of the Parking Advisory Committee (PAC), and directly funds special projects approved by the PAC. The first project, the Maple/Ash Gateway will be constructed with a Spokane Investment Pool (SIP) loan which PEIP funds will pay back until 2023 at a rate of \$125,000 per year.

External Factors

Guidance through the Parking Advisory Committee.

Maintenance

*Maintenance of capital facilities, buildings and infrastructure has an impact on a Department's operating budget, and thus routine maintenance costs for new and ongoing projects are identified in the table below.*

	2022	2023	2024	2025	2026	2027	Total
Expected Annual Maintenance	\$0	\$0	\$0	\$0	\$0	\$0	\$0

Maintenance Comments

Street/Pedestrian and Bikeways

Parking Environment Improvement Program (PEIP)

STR-2016-71

Spending

Project Phase	Prior Spending	2021	Estimated Spending							Total
			2022	2023	2024	2025	2026	2027	6 Year Total	
Construction	\$0	\$0	\$0	\$0	\$0	\$0	\$0	\$0	\$0	\$0
Planning	\$0	\$125,000	\$125,000	\$125,000	\$125,000	\$125,000	\$125,000	\$125,000	\$750,000	\$875,000
Total	\$0	\$125,000	\$125,000	\$125,000	\$125,000	\$125,000	\$125,000	\$125,000	\$750,000	\$875,000

Funding

Funding Name	Source	Status*	Prior Funding	2021	Estimated Funding							Total
					2022	2023	2024	2025	2026	2027	6 Year Total	
PEIP	Local	Funded	\$0	\$125,000	\$125,000	\$125,000	\$125,000	\$125,000	\$125,000	\$125,000	\$750,000	\$875,000
Total			\$0	\$125,000	\$125,000	\$125,000	\$125,000	\$125,000	\$125,000	\$125,000	\$750,000	\$875,000

- \*Status definitions
- Unidentified: Funding source has not yet been determined
  - Identified: Funding source has been found, but not yet requested
  - Applied: Grant or loan application has been submitted, or budget has been requested
  - Awarded: Grant or loan has been offered but the contract has not yet been signed or budget has not yet been approved by Council
  - Encumbered: Project contract has been signed and funds have been allocated to spend on the project

Street/Pedestrian and Bikeways

South Gorge Trail Connection - Main Ave to CSO 26

STR-2018-20

Executive Summary

Trail connection along the rim of the south bank of the Spokane River that continues the South Gorge Trail under the Monroe Street Bridge to connect up to the plaza atop Combined Sewer Overflow (CSO) 26.

Project Justification

This will fill one of the final gaps for the Spokane River Gorge loop trail.

*This project meets the following comprehensive plan goals and/or policies:*

Meets TR Goals A. Promote a Sense of Place, B. Provide Transportation Choices and E. Respect natural & Community Assets by connecting regional shared-use trails to expand the trail network and maximize the utility of these existing community assets.

Location

Other Location

North side of the Spokane Club between Main Avenue and the CSO 26 Plaza.

Project Status

Active

Project number: 2018097 - Design in 2021/22, Construction in 2022 or 2023.

External Factors

An easement will be required to cross the Spokane Club property along the river bank.

Maintenance

*Maintenance of capital facilities, buildings and infrastructure has an impact on a Department’s operating budget, and thus routine maintenance costs for new and ongoing projects are identified in the table below.*

	2022	2023	2024	2025	2026	2027	Total
Expected Annual Maintenance	\$0	\$0	\$0	\$0	\$0	\$0	\$0

Maintenance Comments

Street/Pedestrian and Bikeways

South Gorge Trail Connection - Main Ave to CSO 26

STR-2018-20

Spending

Project Phase	Prior Spending	2021	Estimated Spending							Total
			2022	2023	2024	2025	2026	2027	6 Year Total	
Construction	\$0	\$0	\$1,000,000	\$1,000,000	\$0	\$0	\$0	\$0	\$2,000,000	\$2,000,000
Design	\$0	\$150,000	\$75,000	\$0	\$0	\$0	\$0	\$0	\$75,000	\$225,000
Total	\$0	\$150,000	\$1,075,000	\$1,000,000	\$0	\$0	\$0	\$0	\$2,075,000	\$2,225,000

Funding

Funding Name	Source	Status*	Prior Funding	2021	Estimated Funding							Total
					2022	2023	2024	2025	2026	2027	6 Year Total	
Levy	Local	Funded	\$0	\$0	\$100,000	\$100,000	\$0	\$0	\$0	\$0	\$200,000	\$200,000
RCO	Unidentified	Unfunded	\$0	\$0	\$325,000	\$900,000	\$0	\$0	\$0	\$0	\$1,225,000	\$1,225,000
SIUE-RIVER	Local	Funded	\$0	\$150,000	\$650,000	\$0	\$0	\$0	\$0	\$0	\$650,000	\$800,000
Total			\$0	\$150,000	\$1,075,000	\$1,000,000	\$0	\$0	\$0	\$0	\$2,075,000	\$2,225,000

- \*Status definitions
- Unidentified: Funding source has not yet been determined
  - Identified: Funding source has been found, but not yet requested
  - Applied: Grant or loan application has been submitted, or budget has been requested
  - Awarded: Grant or loan has been offered but the contract has not yet been signed or budget has not yet been approved by Council
  - Encumbered: Project contract has been signed and funds have been allocated to spend on the project



Street/Pedestrian and Bikeways

Sunset Highway Bike Path - Royal to Deer Heights - Design

STR-2016-13

Spending

Project Phase	Prior Spending	2021	Estimated Spending							Total
			2022	2023	2024	2025	2026	2027	6 Year Total	
Construction	\$0	\$0	\$0	\$0	\$0	\$3,200,000	\$0	\$0	\$3,200,000	\$3,200,000
Design	\$999	\$49,001	\$100,000	\$225,000	\$0	\$0	\$0	\$0	\$325,000	\$375,000
Land purchase	\$0	\$0	\$0	\$0	\$200,000	\$0	\$0	\$0	\$200,000	\$200,000
Total	\$999	\$49,001	\$100,000	\$225,000	\$200,000	\$3,200,000	\$0	\$0	\$3,725,000	\$3,775,000

Funding

Funding Name	Source	Status*	Prior Funding	2021	Estimated Funding							Total
					2022	2023	2024	2025	2026	2027	6 Year Total	
CMAQ	Federal	Funded	\$799	\$39,201	\$85,000	\$175,000	\$0	\$0	\$0	\$0	\$260,000	\$300,000
Grant	Unidentified	Unfunded	\$0	\$0	\$0	\$0	\$140,000	\$2,200,000	\$0	\$0	\$2,340,000	\$2,340,000
Levy	Local	Funded	\$200	\$9,800	\$15,000	\$50,000	\$60,000	\$1,000,000	\$0	\$0	\$1,125,000	\$1,135,000
Total			\$999	\$49,001	\$100,000	\$225,000	\$200,000	\$3,200,000	\$0	\$0	\$3,725,000	\$3,775,000

- \*Status definitions
- Unidentified: Funding source has not yet been determined
  - Identified: Funding source has been found, but not yet requested
  - Applied: Grant or loan application has been submitted, or budget has been requested
  - Awarded: Grant or loan has been offered but the contract has not yet been signed or budget has not yet been approved by Council
  - Encumbered: Project contract has been signed and funds have been allocated to spend on the project

**Street/**Street Capital  
**12th Ave. - Deer Heights Rd. to Flint Rd.**  
STR-2020-22

**Executive Summary**

Construct new arterial roadway from Deer Heights Road to Flint Road, connecting to existing 12th Avenue within Airway Heights at Deer Heights Road.

**Project Justification**

Improve and increase east-west traffic capacity. Provide an alternative route to Highway 2.

*This project meets the following comprehensive plan goals and/or policies:*

TR Goal B: Provide Transportation Choices; TR Goal D: Promote Economic Opportunity

**Location**

Other Location  
12th Ave. from Deer Heights Rd. to Flint Rd.

**Project Status**

Active  
Project planning underway by West Plains PDA.

**External Factors**

Securing additional funding for construction.

**Maintenance**

*Maintenance of capital facilities, buildings and infrastructure has an impact on a Department’s operating budget, and thus routine maintenance costs for new and ongoing projects are identified in the table below.*

	2022	2023	2024	2025	2026	2027	Total
Expected Annual Maintenance	\$0	\$0	\$0	\$0	\$0	\$0	\$0

**Maintenance Comments**

Street/Street Capital  
12th Ave. - Deer Heights Rd. to Flint Rd.  
STR-2020-22

Spending

Project Phase	Prior Spending	2021	Estimated Spending							Total
			2022	2023	2024	2025	2026	2027	6 Year Total	
Construction	\$0	\$0	\$0	\$0	\$0	\$3,700,000	\$0	\$0	\$3,700,000	\$3,700,000
Design	\$0	\$0	\$0	\$50,000	\$250,000	\$0	\$0	\$0	\$300,000	\$300,000
Total	\$0	\$0	\$0	\$50,000	\$250,000	\$3,700,000	\$0	\$0	\$4,000,000	\$4,000,000

Funding

Funding Name	Source	Status*	Prior Funding	2021	Estimated Funding							Total
					2022	2023	2024	2025	2026	2027	6 Year Total	
Grant	Unidentified	Unfunded	\$0	\$0	\$0	\$0	\$200,000	\$3,200,000	\$0	\$0	\$3,400,000	\$3,400,000
PDA	Local	Funded	\$0	\$0	\$0	\$50,000	\$0	\$0	\$0	\$0	\$50,000	\$50,000
Private	Unidentified	Unfunded	\$0	\$0	\$0	\$0	\$50,000	\$500,000	\$0	\$0	\$550,000	\$550,000
Total			\$0	\$0	\$0	\$50,000	\$250,000	\$3,700,000	\$0	\$0	\$4,000,000	\$4,000,000

- \*Status definitions
- Unidentified: Funding source has not yet been determined
  - Identified: Funding source has been found, but not yet requested
  - Applied: Grant or loan application has been submitted, or budget has been requested
  - Awarded: Grant or loan has been offered but the contract has not yet been signed or budget has not yet been approved by Council
  - Encumbered: Project contract has been signed and funds have been allocated to spend on the project

Street/Street Capital  
1st Avenue, Maple St to Monroe St  
STR-2016-25

Executive Summary

Construct full depth roadway, repair sidewalk, provide for bike facilities, and upgrade signals & lighting. Integrate with utilities to include replacement of water main from Madison to Howard Streets. Also coordinate to complement Spokane Transit's Central City Line. Implement APS updates.

Project Justification

This section of roadway and utility infrastructure is in need of rehabilitation. Vaulted sidewalks are in need of attention to reduce risk of failure.

*This project meets the following comprehensive plan goals and/or policies:*

Meets TR Gaol D. Promote Economic Opportunity in supporting functionality of the CCL. Accommodates access to daily needs through a variety of transportation choices; meeting TR Goals B. Provide Transportation Choices and C. Accommodate Access to Daily Needs and Priority Destinations.

Location

Other Location  
First Avenue between Maple Street and Monroe Street.

Project Status

Active  
Project 2016091 – Scoping to begin in 2026; Design in 2028.

External Factors

Grant funds will be required to move into the construction phase.

Maintenance

*Maintenance of capital facilities, buildings and infrastructure has an impact on a Department's operating budget, and thus routine maintenance costs for new and ongoing projects are identified in the table below.*

	2022	2023	2024	2025	2026	2027	Total
Expected Annual Maintenance	\$0	\$0	\$0	\$0	\$0	\$0	\$0

Maintenance Comments

Street/Street Capital  
1st Avenue, Maple St to Monroe St  
STR-2016-25

Spending

Project Phase	Prior Spending	2021	Estimated Spending							Total
			2022	2023	2024	2025	2026	2027	6 Year Total	
Design	\$0	\$0	\$0	\$0	\$0	\$0	\$0	\$0	\$0	\$0
Planning	\$0	\$0	\$0	\$0	\$0	\$0	\$15,000	\$0	\$15,000	\$15,000
Total	\$0	\$0	\$0	\$0	\$0	\$0	\$15,000	\$0	\$15,000	\$15,000

Funding

Funding Name	Source	Status*	Prior Funding	2021	Estimated Funding							Total
					2022	2023	2024	2025	2026	2027	6 Year Total	
Levy	Local	Funded	\$0	\$0	\$0	\$0	\$0	\$0	\$15,000	\$0	\$15,000	\$15,000
Total			\$0	\$0	\$0	\$0	\$0	\$0	\$15,000	\$0	\$15,000	\$15,000

- \*Status definitions
- Unidentified: Funding source has not yet been determined
  - Identified: Funding source has been found, but not yet requested
  - Applied: Grant or loan application has been submitted, or budget has been requested
  - Awarded: Grant or loan has been offered but the contract has not yet been signed or budget has not yet been approved by Council
  - Encumbered: Project contract has been signed and funds have been allocated to spend on the project

Street/Street Capital  
1st Avenue, Monroe St to Wall St  
STR-2017-6

Executive Summary

Construct full depth roadway, repair sidewalk, provide for bike facilities, and upgrade signals & lighting. Integrate with utilities to include replacement of water main from Madison to Howard Streets. Also coordinate to complement Spokane Transit's Central City Line. Implement APS updates.

Project Justification

This section of roadway and utility infrastructure is deteriorating and is in need of rehabilitation. Vaulted sidewalks are in need of attention to reduce risk of failure.

*This project meets the following comprehensive plan goals and/or policies:*

Meets TR Goal D. Promote Economic Opportunity in supporting functionality of the CCL. Accommodates access to daily needs through a variety of transportation choices; meeting TR Goals B. Provide Transportation Choices and C. Accommodate Access to Daily Needs and Priority Destinations.

Location

Other Location  
First Avenue between Monroe Street and Wall Street.

Project Status

Active  
Project number: 2017078 – Scoping: 2026; Design 2028.

External Factors

Grant funds will be required to move into the construction phase.

Maintenance

*Maintenance of capital facilities, buildings and infrastructure has an impact on a Department's operating budget, and thus routine maintenance costs for new and ongoing projects are identified in the table below.*

	2022	2023	2024	2025	2026	2027	Total
Expected Annual Maintenance	\$0	\$0	\$0	\$0	\$0	\$0	\$0

Maintenance Comments

Street/Street Capital  
1st Avenue, Monroe St to Wall St  
STR-2017-6

Spending

Project Phase	Prior Spending	2021	Estimated Spending							Total
			2022	2023	2024	2025	2026	2027	6 Year Total	
Planning	\$0	\$0	\$0	\$0	\$0	\$0	\$15,000	\$0	\$15,000	\$15,000
Total	\$0	\$0	\$0	\$0	\$0	\$0	\$15,000	\$0	\$15,000	\$15,000

Funding

Funding Name	Source	Status*	Prior Funding	2021	Estimated Funding							Total
					2022	2023	2024	2025	2026	2027	6 Year Total	
Levy	Local	Funded	\$0	\$0	\$0	\$0	\$0	\$0	\$15,000	\$0	\$15,000	\$15,000
Total			\$0	\$0	\$0	\$0	\$0	\$0	\$15,000	\$0	\$15,000	\$15,000

- \*Status definitions
- Unidentified: Funding source has not yet been determined
  - Identified: Funding source has been found, but not yet requested
  - Applied: Grant or loan application has been submitted, or budget has been requested
  - Awarded: Grant or loan has been offered but the contract has not yet been signed or budget has not yet been approved by Council
  - Encumbered: Project contract has been signed and funds have been allocated to spend on the project

**Street**/Street Capital  
**1st Avenue, Wall St to Bernard St**  
STR-2017-87

**Executive Summary**

Construct full depth roadway, repair sidewalk, provide for bike facilities, and upgrade signals & lighting. Integrate with utilities to include replacement of water main from Madison to Howard Streets. Also coordinate to complement Spokane Transit's Central City Line. Implement APS updates.

**Project Justification**

This section of roadway and utility infrastructure is deteriorating and is in need of rehabilitation. Vaulted sidewalks are in need of attention to reduce risk of failure.

*This project meets the following comprehensive plan goals and/or policies:*

Meets TR Goal D. Promote Economic Opportunity in supporting functionality of the CCL. Accommodates access to daily needs through a variety of transportation choices; meeting TR Goals B. Provide Transportation Choices and C. Accommodate Access to Daily Needs and Priority Destinations.

**Location**

Other Location  
First Avenue between Wall Street and Bernard Street.

**Project Status**

Active  
Project number: 2017079  
  
Scoping to begin in 2026; Design in 2028

**External Factors**

Grant funds will be required to move into the construction phase.

**Maintenance**

*Maintenance of capital facilities, buildings and infrastructure has an impact on a Department's operating budget, and thus routine maintenance costs for new and ongoing projects are identified in the table below.*

	2022	2023	2024	2025	2026	2027	Total
Expected Annual Maintenance	\$0	\$0	\$0	\$0	\$0	\$0	\$0

**Maintenance Comments**

Street/Street Capital  
1st Avenue, Wall St to Bernard St  
STR-2017-87

Spending

Project Phase	Prior Spending	2021	Estimated Spending							Total
			2022	2023	2024	2025	2026	2027	6 Year Total	
Planning	\$0	\$0	\$0	\$0	\$0	\$0	\$15,000	\$0	\$15,000	\$15,000
Total	\$0	\$0	\$0	\$0	\$0	\$0	\$15,000	\$0	\$15,000	\$15,000

Funding

Funding Name	Source	Status*	Prior Funding	2021	Estimated Funding							Total
					2022	2023	2024	2025	2026	2027	6 Year Total	
Levy	Local	Funded	\$0	\$0	\$0	\$0	\$0	\$0	\$15,000	\$0	\$15,000	\$15,000
Total			\$0	\$0	\$0	\$0	\$0	\$0	\$15,000	\$0	\$15,000	\$15,000

- \*Status definitions
- Unidentified: Funding source has not yet been determined
  - Identified: Funding source has been found, but not yet requested
  - Applied: Grant or loan application has been submitted, or budget has been requested
  - Awarded: Grant or loan has been offered but the contract has not yet been signed or budget has not yet been approved by Council
  - Encumbered: Project contract has been signed and funds have been allocated to spend on the project

**Street**/Street Capital  
**27th Avenue – SE Blvd to Ray**  
STR-2018-7

**Executive Summary**

Construct full depth roadway, repair sidewalk, and utility updates. Potential communication conduit and cable improvements.

**Project Justification**

Roadway and utility deterioration require attention.

*This project meets the following comprehensive plan goals and/or policies:*

Meets TR Goals B. Provide Transportation Choices and D. Promote Economic Opportunity by incorporating better transportation choices to all users while supporting the surrounding development potential.

**Location**

Other Location  
27th Avenue between Southeast Boulevard and Ray Street

**Project Status**

Active  
Project number: 2018087

**External Factors**

**Maintenance**

*Maintenance of capital facilities, buildings and infrastructure has an impact on a Department’s operating budget, and thus routine maintenance costs for new and ongoing projects are identified in the table below.*

	2022	2023	2024	2025	2026	2027	Total
Expected Annual Maintenance	\$0	\$0	\$0	\$0	\$0	\$0	\$0

**Maintenance Comments**

## Street/Street Capital

### 27th Avenue – SE Blvd to Ray

STR-2018-7

#### Spending

Project Phase	Prior Spending	2021	Estimated Spending							Total
			2022	2023	2024	2025	2026	2027	6 Year Total	
Construction	\$0	\$0	\$0	\$0	\$0	\$0	\$3,450,000	\$0	\$3,450,000	\$3,450,000
Design	\$0	\$0	\$0	\$0	\$0	\$250,000	\$0	\$0	\$250,000	\$250,000
Total	\$0	\$0	\$0	\$0	\$0	\$250,000	\$3,450,000	\$0	\$3,700,000	\$3,700,000

#### Funding

Funding Name	Source	Status*	Prior Funding	2021	Estimated Funding							Total
					2022	2023	2024	2025	2026	2027	6 Year Total	
Grant	Unidentified	Unfunded	\$0	\$0	\$0	\$0	\$0	\$165,000	\$2,300,000	\$0	\$2,465,000	\$2,465,000
Levy	Local	Funded	\$0	\$0	\$0	\$0	\$0	\$85,000	\$1,150,000	\$0	\$1,235,000	\$1,235,000
Total			\$0	\$0	\$0	\$0	\$0	\$250,000	\$3,450,000	\$0	\$3,700,000	\$3,700,000

#### \*Status definitions

- Unidentified: Funding source has not yet been determined
- Identified: Funding source has been found, but not yet requested
- Applied: Grant or loan application has been submitted, or budget has been requested
- Awarded: Grant or loan has been offered but the contract has not yet been signed or budget has not yet been approved by Council
- Encumbered: Project contract has been signed and funds have been allocated to spend on the project

Street/Street Capital  
44th Avenue - Crestline to Altamont  
STR-2021-1

Executive Summary

Strip pave unpaved section of planned Arterial roadway.

Project Justification

Pave an existing unpaved, planned arterial route. Improve arterial connectivity and provide alternative routes.

*This project meets the following comprehensive plan goals and/or policies:*

TR B - Provide Transportation Choices, meets mobility needs for pedestrians, bikes and vehicles. TR F - Enhance Public Health and Safety, provides viable active mode options.

Location

Other Location  
44th Avenue - Crestline to Altamont

Project Status

Active  
Project Number: 2021068   Scoping and Design in 2021; Construction in 2022

External Factors

Maintenance

*Maintenance of capital facilities, buildings and infrastructure has an impact on a Department’s operating budget, and thus routine maintenance costs for new and ongoing projects are identified in the table below.*

	2022	2023	2024	2025	2026	2027	Total
Expected Annual Maintenance	\$0	\$0	\$0	\$0	\$0	\$0	\$0

Maintenance Comments

Street/Street Capital

44th Avenue - Crestline to Altamont

STR-2021-1

Spending

Project Phase	Prior Spending	2021	Estimated Spending							Total
			2022	2023	2024	2025	2026	2027	6 Year Total	
Construction	\$0	\$0	\$800,000	\$0	\$0	\$0	\$0	\$0	\$800,000	\$800,000
Design	\$0	\$100,000	\$0	\$0	\$0	\$0	\$0	\$0	\$0	\$100,000
Total	\$0	\$100,000	\$800,000	\$0	\$0	\$0	\$0	\$0	\$800,000	\$900,000

Funding

Funding Name	Source	Status*	Prior Funding	2021	Estimated Funding							Total
					2022	2023	2024	2025	2026	2027	6 Year Total	
Impact Fee	Local	Funded	\$0	\$20,000	\$180,000	\$0	\$0	\$0	\$0	\$0	\$180,000	\$200,000
REET	Local	Funded	\$0	\$10,000	\$90,000	\$0	\$0	\$0	\$0	\$0	\$90,000	\$100,000
Street Maintenance	Local	Funded	\$0	\$70,000	\$530,000	\$0	\$0	\$0	\$0	\$0	\$530,000	\$600,000
Total			\$0	\$100,000	\$800,000	\$0	\$0	\$0	\$0	\$0	\$800,000	\$900,000

- \*Status definitions
- Unidentified: Funding source has not yet been determined
  - Identified: Funding source has been found, but not yet requested
  - Applied: Grant or loan application has been submitted, or budget has been requested
  - Awarded: Grant or loan has been offered but the contract has not yet been signed or budget has not yet been approved by Council
  - Encumbered: Project contract has been signed and funds have been allocated to spend on the project

**Street/Street Capital**

## 4th Avenue, Sunset Hwy to Maple St

STR-2016-30

## Executive Summary

Construct full depth roadway, repair sidewalk. This project will also replace a segment of the water distribution main, provide for stormwater separation, replace electrical, lighting and upgrade signals at Maple to include Accessible Pedestrian Signals (APS) as needed.

## Project Justification

This section of roadway and infrastructure is deteriorating and is need of rehabilitation.

*This project meets the following comprehensive plan goals and/or policies:*

Meets TR Goals C. Accommodate Access to Daily Needs and Priority Destinations and E. Respect natural & Community Assets by accommodating access to daily needs. Also, as an integrated project, this investment maximizes public benefit; TR Goal G. Maximize Public Benefits and Fiscal Responsibility.

## Location

Other Location

4th Avenue between Sunset Hwy and Maple Street.

## Project Status

Active

Project number: 2016095

Design: 2024; Construction: 2025

## External Factors

Grant funds will be required to move into the construction phase.

## Maintenance

*Maintenance of capital facilities, buildings and infrastructure has an impact on a Department's operating budget, and thus routine maintenance costs for new and ongoing projects are identified in the table below.*

	2022	2023	2024	2025	2026	2027	Total
Expected Annual Maintenance	\$0	\$0	\$0	\$0	\$0	\$0	\$0

### Maintenance Comments

Street/Street Capital

4th Avenue, Sunset Hwy to Maple St

STR-2016-30

Spending

Project Phase	Prior Spending	2021	Estimated Spending							Total
			2022	2023	2024	2025	2026	2027	6 Year Total	
Construction	\$0	\$0	\$0	\$0	\$0	\$2,800,000	\$0	\$0	\$2,800,000	\$2,800,000
Design	\$0	\$0	\$0	\$0	\$280,000	\$0	\$0	\$0	\$280,000	\$280,000
Total	\$0	\$0	\$0	\$0	\$280,000	\$2,800,000	\$0	\$0	\$3,080,000	\$3,080,000

Funding

Funding Name	Source	Status*	Prior Funding	2021	Estimated Funding							Total
					2022	2023	2024	2025	2026	2027	6 Year Total	
Levy	Local	Funded	\$0	\$0	\$0	\$0	\$90,000	\$840,000	\$0	\$0	\$930,000	\$930,000
TIB	Identified	Unfunded	\$0	\$0	\$0	\$0	\$190,000	\$1,960,000	\$0	\$0	\$2,150,000	\$2,150,000
Total			\$0	\$0	\$0	\$0	\$280,000	\$2,800,000	\$0	\$0	\$3,080,000	\$3,080,000

- \*Status definitions
- Unidentified: Funding source has not yet been determined
  - Identified: Funding source has been found, but not yet requested
  - Applied: Grant or loan application has been submitted, or budget has been requested
  - Awarded: Grant or loan has been offered but the contract has not yet been signed or budget has not yet been approved by Council
  - Encumbered: Project contract has been signed and funds have been allocated to spend on the project

Street/Street Capital

Aubrey L. White Parkway, Downriver to Treatment Plant

STR-2018-17

Executive Summary

Roadway reconstruction to include updates to retaining walls and stormwater management, as necessary.

Project Justification

Roadway and drainage conditions have deteriorated and need to be addressed.

*This project meets the following comprehensive plan goals and/or policies:*

Meets TR Goals C. Accommodate Access to Daily Needs and Priority Destinations and G. Maximize Public Benefits and Fiscal Responsibility With Integration by accommodating roadway access and taking care of the assets of our community while updating an access point to wastewater facilities.

Location

Other Location

Aubrey L White Parkway between Downriver Drive and the Wastewater Treatment Plant

Project Status

Active

Project number: 2018096  
Design: 2021/22; Construction 2022  
Integrated Project - Wastewater, Stormwater

External Factors

Work funded partly through wastewater treatment plant operations.

Maintenance

*Maintenance of capital facilities, buildings and infrastructure has an impact on a Department’s operating budget, and thus routine maintenance costs for new and ongoing projects are identified in the table below.*

	2022	2023	2024	2025	2026	2027	Total
Expected Annual Maintenance	\$0	\$0	\$0	\$0	\$0	\$0	\$0

Maintenance Comments

Street/Street Capital

Aubrey L. White Parkway, Downriver to Treatment Plant

STR-2018-17

Spending

Project Phase	Prior Spending	2021	Estimated Spending							Total
			2022	2023	2024	2025	2026	2027	6 Year Total	
Construction	\$0	\$0	\$900,000	\$100,000	\$0	\$0	\$0	\$0	\$1,000,000	\$1,000,000
Design	\$0	\$25,000	\$25,000	\$0	\$0	\$0	\$0	\$0	\$25,000	\$50,000
Total	\$0	\$25,000	\$925,000	\$100,000	\$0	\$0	\$0	\$0	\$1,025,000	\$1,050,000

Funding

Funding Name	Source	Status*	Prior Funding	2021	Estimated Funding							Total
					2022	2023	2024	2025	2026	2027	6 Year Total	
Levy	Local	Funded	\$0	\$25,000	\$925,000	\$100,000	\$0	\$0	\$0	\$0	\$1,025,000	\$1,050,000
Total			\$0	\$25,000	\$925,000	\$100,000	\$0	\$0	\$0	\$0	\$1,025,000	\$1,050,000

- \*Status definitions
- Unidentified: Funding source has not yet been determined
  - Identified: Funding source has been found, but not yet requested
  - Applied: Grant or loan application has been submitted, or budget has been requested
  - Awarded: Grant or loan has been offered but the contract has not yet been signed or budget has not yet been approved by Council
  - Encumbered: Project contract has been signed and funds have been allocated to spend on the project

Street/Street Capital

Broadway Avenue – Cedar to Post

STR-2018-10

Executive Summary

Construct full depth roadway, repair sidewalk, communication conduit and cable, signal and utility updates. Implement Accessible Pedestrian Signals (APS) updates as appropriate.

Project Justification

Roadway and utility deterioration require attention.

*This project meets the following comprehensive plan goals and/or policies:*

Meets TR Goals B. Provide Transportation Choices and D. Promote Economic Opportunity by incorporating better transportation choices to all users while supporting the surrounding development potential.

Location

Other Location

Broadway Avenue between Cedar Street and Post Street (initial phase). Future phases to cover Summit Blvd to Cedar St.

Project Status

Active

Project number: 2018090

External Factors

Timing around local development projects.

Maintenance

*Maintenance of capital facilities, buildings and infrastructure has an impact on a Department’s operating budget, and thus routine maintenance costs for new and ongoing projects are identified in the table below.*

	2022	2023	2024	2025	2026	2027	Total
Expected Annual Maintenance	\$0	\$0	\$0	\$0	\$0	\$0	\$0

Maintenance Comments

Street/Street Capital

Broadway Avenue – Cedar to Post

STR-2018-10

Spending

Project Phase	Prior Spending	2021	Estimated Spending							Total
			2022	2023	2024	2025	2026	2027	6 Year Total	
Construction	\$0	\$0	\$0	\$0	\$0	\$7,100,000	\$0	\$0	\$7,100,000	\$7,100,000
Design	\$0	\$0	\$0	\$0	\$650,000	\$0	\$0	\$0	\$650,000	\$650,000
Planning	\$0	\$0	\$0	\$25,000	\$0	\$0	\$0	\$0	\$25,000	\$25,000
Total	\$0	\$0	\$0	\$25,000	\$650,000	\$7,100,000	\$0	\$0	\$7,775,000	\$7,775,000

Funding

Funding Name	Source	Status*	Prior Funding	2021	Estimated Funding							Total
					2022	2023	2024	2025	2026	2027	6 Year Total	
Grant	Unidentified	Unfunded	\$0	\$0	\$0	\$0	\$455,000	\$4,970,000	\$0	\$0	\$5,425,000	\$5,425,000
Levy	Local	Funded	\$0	\$0	\$0	\$25,000	\$195,000	\$2,130,000	\$0	\$0	\$2,350,000	\$2,350,000
Total			\$0	\$0	\$0	\$25,000	\$650,000	\$7,100,000	\$0	\$0	\$7,775,000	\$7,775,000

- \*Status definitions
- Unidentified: Funding source has not yet been determined
  - Identified: Funding source has been found, but not yet requested
  - Applied: Grant or loan application has been submitted, or budget has been requested
  - Awarded: Grant or loan has been offered but the contract has not yet been signed or budget has not yet been approved by Council
  - Encumbered: Project contract has been signed and funds have been allocated to spend on the project

Street/Street Capital

Flexible Arterial Maintenance Program

STR-2019-88

Executive Summary

This program allows local capital street dollars that are scheduled for a given year to be re-assigned to maintenance activities when an anticipated grant is not awarded. The original capital projects that fall into this situation will be postponed for future grant opportunities.

Project Justification

The investment premise for the 2014 Street Levy was to improve our arterial street network condition through capital and maintenance activities. This program holds an emphasis on the importance of preserving our streets as possible through timely investments.

*This project meets the following comprehensive plan goals and/or policies:*

Meets Transportation goals C. Accommodate Access to Daily Needs and Priority Destinations, and E. Respect natural & Community Assets by maintaining the roadway system in serviceable condition.

Location

Other Location

Various arterial streets.

Project Status

Active

Project selections will occur late in a year; given that anticipated grant dollars end up not being awarded.

External Factors

This funding will be programmed as it comes available. The programming will lean on the prioritization processes that select maintenance projects, and will thus accelerate the overall maintenance program.

Maintenance

*Maintenance of capital facilities, buildings and infrastructure has an impact on a Department’s operating budget, and thus routine maintenance costs for new and ongoing projects are identified in the table below.*

	2022	2023	2024	2025	2026	2027	Total
Expected Annual Maintenance	\$0	\$0	\$0	\$0	\$0	\$0	\$0

Maintenance Comments

Street/Street Capital

Flexible Arterial Maintenance Program

STR-2019-88

Spending

Project Phase	Prior Spending	2021	Estimated Spending							Total
			2022	2023	2024	2025	2026	2027	6 Year Total	
Construction	\$0	\$1,500,000	\$4,000,000	\$4,000,000	\$3,000,000	\$3,000,000	\$3,000,000	\$3,000,000	\$20,000,000	\$21,500,000
Total	\$0	\$1,500,000	\$4,000,000	\$4,000,000	\$3,000,000	\$3,000,000	\$3,000,000	\$3,000,000	\$20,000,000	\$21,500,000

Funding

Funding Name	Source	Status*	Prior Funding	2021	Estimated Funding							Total
					2022	2023	2024	2025	2026	2027	6 Year Total	
Levy	Local	Funded	\$0	\$1,500,000	\$4,000,000	\$4,000,000	\$3,000,000	\$3,000,000	\$3,000,000	\$3,000,000	\$20,000,000	\$21,500,000
Total			\$0	\$1,500,000	\$4,000,000	\$4,000,000	\$3,000,000	\$3,000,000	\$3,000,000	\$3,000,000	\$20,000,000	\$21,500,000

- \*Status definitions
- Unidentified: Funding source has not yet been determined
  - Identified: Funding source has been found, but not yet requested
  - Applied: Grant or loan application has been submitted, or budget has been requested
  - Awarded: Grant or loan has been offered but the contract has not yet been signed or budget has not yet been approved by Council
  - Encumbered: Project contract has been signed and funds have been allocated to spend on the project

Street/Street Capital

Freya Street, Garland Avenue to Francis Avenue

STR-2017-8

Executive Summary

Construct full depth roadway with drainage to bio-infiltration facilities aside the roadway. Roadway width is minimal, although intersections to be built for industrial freight movement. This implementation is a target investment strategy. Project split at Wellesley for delivery in two phases.

Project Justification

This project will prepare Freya Street to function in the capacity of the surrounding Industrial usage. Zoning and environmental improvements on adjacent properties are preparing this area for future development. These street improvements will facilitate such opportunities.

*This project meets the following comprehensive plan goals and/or policies:*

Meets TR Goals C. Accommodate Access to Daily Needs and Priority Destinations and D. Promote Economic Opportunity by accommodating access to daily needs through reconstruction that will support the freight network for this industrial area.

Location

Other Location

Freya Street between Garland Avenue and Francis Avenue. There will be a phase break at Wellesley with first phase to the north.

Project Status

Active

Project Number: 2017081

Begin design in 2024

External Factors

The area planning and environmental improvements continue to evolve and generate interest for prospective developments. The readiness of a large-scale development in the project vicinity could influence accelerated project delivery.

Maintenance

*Maintenance of capital facilities, buildings and infrastructure has an impact on a Department’s operating budget, and thus routine maintenance costs for new and ongoing projects are identified in the table below.*

	2022	2023	2024	2025	2026	2027	Total
Expected Annual Maintenance	\$0	\$0	\$0	\$0	\$0	\$0	\$0

Maintenance Comments

Street/Street Capital

Freya Street, Garland Avenue to Francis Avenue

STR-2017-8

Spending

Project Phase	Prior Spending	2021	Estimated Spending							Total
			2022	2023	2024	2025	2026	2027	6 Year Total	
Construction	\$0	\$0	\$0	\$0	\$0	\$0	\$6,500,000	\$0	\$6,500,000	\$6,500,000
Design	\$0	\$0	\$0	\$0	\$300,000	\$380,000	\$0	\$0	\$680,000	\$680,000
Land purchase	\$0	\$0	\$0	\$0	\$0	\$100,000	\$0	\$0	\$100,000	\$100,000
Total	\$0	\$0	\$0	\$0	\$300,000	\$480,000	\$6,500,000	\$0	\$7,280,000	\$7,280,000

Funding

Funding Name	Source	Status*	Prior Funding	2021	Estimated Funding							Total
					2022	2023	2024	2025	2026	2027	6 Year Total	
FMSIB	Identified	Unfunded	\$0	\$0	\$0	\$0	\$200,000	\$320,000	\$4,330,000	\$0	\$4,850,000	\$4,850,000
REET	Local	Funded	\$0	\$0	\$0	\$0	\$100,000	\$160,000	\$2,170,000	\$0	\$2,430,000	\$2,430,000
Total			\$0	\$0	\$0	\$0	\$300,000	\$480,000	\$6,500,000	\$0	\$7,280,000	\$7,280,000

- \*Status definitions
- Unidentified: Funding source has not yet been determined
  - Identified: Funding source has been found, but not yet requested
  - Applied: Grant or loan application has been submitted, or budget has been requested
  - Awarded: Grant or loan has been offered but the contract has not yet been signed or budget has not yet been approved by Council
  - Encumbered: Project contract has been signed and funds have been allocated to spend on the project

Street/Street Capital  
General Engineering-Street  
STR-2012-99

Executive Summary

Expenditures for scoping, design, right-of-way acquisition and construction management costs that are not covered by grants.

Project Justification

This project is intended to fill the gaps for design, right-of-way, and construction management costs that are not covered by grants.

*This project meets the following comprehensive plan goals and/or policies:*

This facilitates development of project concepts and integration for effective project deliveries; TR Goal G. Maximize Public Benefits and Fiscal Responsibility With Integration.

Location

Other Location  
City-wide.

Project Status

Active  
Project number: N/A.

External Factors

Maintenance

*Maintenance of capital facilities, buildings and infrastructure has an impact on a Department's operating budget, and thus routine maintenance costs for new and ongoing projects are identified in the table below.*

	2022	2023	2024	2025	2026	2027	Total
Expected Annual Maintenance	\$0	\$0	\$0	\$0	\$0	\$0	\$0

Maintenance Comments

Street/Street Capital

General Engineering-Street

STR-2012-99

Spending

Project Phase	Prior Spending	2021	Estimated Spending							Total
			2022	2023	2024	2025	2026	2027	6 Year Total	
Planning	\$0	\$590,000	\$607,000	\$625,000	\$645,000	\$664,000	\$684,000	\$704,000	\$3,929,000	\$4,519,000
Total	\$0	\$590,000	\$607,000	\$625,000	\$645,000	\$664,000	\$684,000	\$704,000	\$3,929,000	\$4,519,000

Funding

Funding Name	Source	Status*	Prior Funding	2021	Estimated Funding							Total
					2022	2023	2024	2025	2026	2027	6 Year Total	
REET	Local	Funded	\$0	\$590,000	\$607,000	\$625,000	\$645,000	\$664,000	\$684,000	\$704,000	\$3,929,000	\$4,519,000
Total			\$0	\$590,000	\$607,000	\$625,000	\$645,000	\$664,000	\$684,000	\$704,000	\$3,929,000	\$4,519,000

- \*Status definitions
- Unidentified: Funding source has not yet been determined
  - Identified: Funding source has been found, but not yet requested
  - Applied: Grant or loan application has been submitted, or budget has been requested
  - Awarded: Grant or loan has been offered but the contract has not yet been signed or budget has not yet been approved by Council
  - Encumbered: Project contract has been signed and funds have been allocated to spend on the project

Street/Street Capital  
Havana Street – Sprague to Broadway  
STR-2018-12

Executive Summary

Construct full depth roadway, repair sidewalk, communication conduit and cable, signal and utility updates. Include Accessible Pedestrian Signals (APS) as appropriate at signals. Integrated with utility improvements.

Project Justification

Roadway and utility deterioration require attention.  
*This project meets the following comprehensive plan goals and/or policies:*  
Meets TR Goals B. Provide Transportation Choices and D. Promote Economic Opportunity by incorporating better transportation choices to all users while supporting the surrounding development potential.

Location

Other Location  
Havana Street between Broadway Avenue and Sprague Avenue.

Project Status

Active  
Project number: 2018092.

External Factors

Maintenance

Maintenance of capital facilities, buildings and infrastructure has an impact on a Department’s operating budget, and thus routine maintenance costs for new and ongoing projects are identified in the table below.

	2022	2023	2024	2025	2026	2027	Total
Expected Annual Maintenance	\$0	\$0	\$0	\$0	\$0	\$0	\$0

Maintenance Comments

Street/Street Capital

Havana Street – Sprague to Broadway

STR-2018-12

Spending

Project Phase	Prior Spending	2021	Estimated Spending							Total
			2022	2023	2024	2025	2026	2027	6 Year Total	
Construction	\$0	\$0	\$0	\$0	\$0	\$0	\$0	\$0	\$0	\$0
Design	\$0	\$0	\$0	\$0	\$0	\$0	\$300,000	\$390,000	\$690,000	\$690,000
Total	\$0	\$0	\$0	\$0	\$0	\$0	\$300,000	\$390,000	\$690,000	\$690,000

Funding

Funding Name	Source	Status*	Prior Funding	2021	Estimated Funding							Total
					2022	2023	2024	2025	2026	2027	6 Year Total	
Grant	Unidentified	Unfunded	\$0	\$0	\$0	\$0	\$0	\$0	\$200,000	\$260,000	\$460,000	\$460,000
Levy	Local	Funded	\$0	\$0	\$0	\$0	\$0	\$0	\$100,000	\$130,000	\$230,000	\$230,000
Total			\$0	\$0	\$0	\$0	\$0	\$0	\$300,000	\$390,000	\$690,000	\$690,000

- \*Status definitions
- Unidentified: Funding source has not yet been determined
  - Identified: Funding source has been found, but not yet requested
  - Applied: Grant or loan application has been submitted, or budget has been requested
  - Awarded: Grant or loan has been offered but the contract has not yet been signed or budget has not yet been approved by Council
  - Encumbered: Project contract has been signed and funds have been allocated to spend on the project

Street/Street Capital  
Holland Avenue, Normandy St to Colton St  
STR-2018-66

Executive Summary

Roadway resurfacing in coordination with sewer work associated with the Marion Hay Intertie project.

Project Justification

Utility work drives the need to resurface the roadway.

*This project meets the following comprehensive plan goals and/or policies:*

Meets TR Goal G. Maximize Public Benefits and Fiscal Responsibility With Integration by integrating street work with a major utility project investment.

Location

Other Location  
Holland Avenue between Normandy Street to Colton Street

Project Status

Active  
Project Number: 2017170  
Construction in 2022  
Integrated project - Wastewater

External Factors

Maintenance

*Maintenance of capital facilities, buildings and infrastructure has an impact on a Department’s operating budget, and thus routine maintenance costs for new and ongoing projects are identified in the table below.*

	2022	2023	2024	2025	2026	2027	Total
Expected Annual Maintenance	\$0	\$0	\$0	\$0	\$0	\$0	\$0

Maintenance Comments

Street/Street Capital

Holland Avenue, Normandy St to Colton St

STR-2018-66

Spending

Project Phase	Prior Spending	2021	Estimated Spending							Total
			2022	2023	2024	2025	2026	2027	6 Year Total	
Construction	\$0	\$0	\$1,500,000	\$0	\$0	\$0	\$0	\$0	\$1,500,000	\$1,500,000
Design	\$0	\$50,000	\$50,000	\$0	\$0	\$0	\$0	\$0	\$50,000	\$100,000
Total	\$0	\$50,000	\$1,550,000	\$0	\$0	\$0	\$0	\$0	\$1,550,000	\$1,600,000

Funding

Funding Name	Source	Status*	Prior Funding	2021	Estimated Funding							Total
					2022	2023	2024	2025	2026	2027	6 Year Total	
Levy	Local	Funded	\$0	\$50,000	\$1,550,000	\$0	\$0	\$0	\$0	\$0	\$1,550,000	\$1,600,000
Total			\$0	\$50,000	\$1,550,000	\$0	\$0	\$0	\$0	\$0	\$1,550,000	\$1,600,000

- \*Status definitions
- Unidentified: Funding source has not yet been determined
  - Identified: Funding source has been found, but not yet requested
  - Applied: Grant or loan application has been submitted, or budget has been requested
  - Awarded: Grant or loan has been offered but the contract has not yet been signed or budget has not yet been approved by Council
  - Encumbered: Project contract has been signed and funds have been allocated to spend on the project

Street/Street Capital  
Howard St, Sprague Ave to Riverside Ave  
STR-2017-7

Executive Summary

Pavement re-surfacing, sidewalk repair/updating, curb bump-outs, securing vaulted sidewalks, and upgrading lighting.

Project Justification

Pavement and utility infrastructure are aging and will need rehabilitation. Vaulted sidewalks need attention to reduce risk of failure.

*This project meets the following comprehensive plan goals and/or policies:*

Meets TR Goal D. Promote Economic Opportunity in supporting functionality of the CCL. Accommodates access to daily needs through a variety of transportation choices; meeting TR Goals B. Provide Transportation Choices and C. Accommodate Access to Daily Needs and Priority Destinations.

Location

Other Location  
Howard Street between Sprague Avenue and Riverside Avenue.

Project Status

Active  
Project number: 2017082

Street re-surfacing to accommodate transit traffic and facilitate better active transportation as part of the City Line alignment.

External Factors

Spokane Transit Authority will fund this project as part of the Central City Line delivery.

Maintenance

*Maintenance of capital facilities, buildings and infrastructure has an impact on a Department's operating budget, and thus routine maintenance costs for new and ongoing projects are identified in the table below.*

	2022	2023	2024	2025	2026	2027	Total
Expected Annual Maintenance	\$0	\$0	\$0	\$0	\$0	\$0	\$0

Maintenance Comments

Street/Street Capital

Howard St, Sprague Ave to Riverside Ave

STR-2017-7

Spending

Project Phase	Prior Spending	2021	Estimated Spending							Total
			2022	2023	2024	2025	2026	2027	6 Year Total	
Construction	\$0	\$0	\$600,000	\$0	\$0	\$0	\$0	\$0	\$600,000	\$600,000
Design	\$0	\$70,000	\$0	\$0	\$0	\$0	\$0	\$0	\$0	\$70,000
Total	\$0	\$70,000	\$600,000	\$0	\$0	\$0	\$0	\$0	\$600,000	\$670,000

Funding

Funding Name	Source	Status*	Prior Funding	2021	Estimated Funding							Total
					2022	2023	2024	2025	2026	2027	6 Year Total	
STA	Local	Funded	\$0	\$70,000	\$600,000	\$0	\$0	\$0	\$0	\$0	\$600,000	\$670,000
Total			\$0	\$70,000	\$600,000	\$0	\$0	\$0	\$0	\$0	\$600,000	\$670,000

- \*Status definitions
- Unidentified: Funding source has not yet been determined
  - Identified: Funding source has been found, but not yet requested
  - Applied: Grant or loan application has been submitted, or budget has been requested
  - Awarded: Grant or loan has been offered but the contract has not yet been signed or budget has not yet been approved by Council
  - Encumbered: Project contract has been signed and funds have been allocated to spend on the project

Street/Street Capital

Main Ave, Monroe St to Browne St

STR-2017-13

Executive Summary

Pavement resurfacing, sidewalk repair/updates, curb bump-outs, storm drainage, securing vaulted sidewalks, and upgrading signals and lighting. Water lines need updates. Project will complement the Spokane Transit City Line. Include APS as appropriate. Candidate for Alternative Delivery.

Project Justification

Pavement and utility infrastructure are aging and will need rehabilitation. Vaulted sidewalks need attention to reduce risk of failure.

*This project meets the following comprehensive plan goals and/or policies:*

Meets TR Goal D. Promote Economic Opportunity in supporting functionality of the CCL. Accommodates access to daily needs through a variety of transportation choices; meeting TR Goals B. Provide Transportation Choices and C. Accommodate Access to Daily Needs and Priority Destinations.

Location

Other Location

Main Avenue between Monroe Street and Browne Street

Project Status

Active

Project number: 2017083

Integrated Project - Water, Stormwater

External Factors

Grant funds will be required to move into the construction phase.

Maintenance

*Maintenance of capital facilities, buildings and infrastructure has an impact on a Department’s operating budget, and thus routine maintenance costs for new and ongoing projects are identified in the table below.*

	2022	2023	2024	2025	2026	2027	Total
Expected Annual Maintenance	\$0	\$0	\$0	\$0	\$0	\$0	\$0

Maintenance Comments

Street/Street Capital

Main Ave, Monroe St to Browne St

STR-2017-13

Spending

Project Phase	Prior Spending	2021	Estimated Spending							Total
			2022	2023	2024	2025	2026	2027	6 Year Total	
Construction	\$0	\$0	\$0	\$0	\$0	\$0	\$0	\$5,000,000	\$5,000,000	\$5,000,000
Design	\$0	\$0	\$0	\$0	\$0	\$0	\$250,000	\$0	\$250,000	\$250,000
Land purchase	\$0	\$0	\$0	\$0	\$0	\$0	\$50,000	\$0	\$50,000	\$50,000
Planning	\$0	\$0	\$0	\$0	\$75,000	\$0	\$0	\$0	\$75,000	\$75,000
Total	\$0	\$0	\$0	\$0	\$75,000	\$0	\$300,000	\$5,000,000	\$5,375,000	\$5,375,000

Funding

Funding Name	Source	Status*	Prior Funding	2021	Estimated Funding							Total
					2022	2023	2024	2025	2026	2027	6 Year Total	
Levy	Local	Funded	\$0	\$0	\$0	\$0	\$75,000	\$0	\$100,000	\$1,600,000	\$1,775,000	\$1,775,000
STBG	Federal	Unfunded	\$0	\$0	\$0	\$0	\$0	\$0	\$100,000	\$1,700,000	\$1,800,000	\$1,800,000
TIB	State	Unfunded	\$0	\$0	\$0	\$0	\$0	\$0	\$100,000	\$1,700,000	\$1,800,000	\$1,800,000
Total			\$0	\$0	\$0	\$0	\$75,000	\$0	\$300,000	\$5,000,000	\$5,375,000	\$5,375,000

\*Status definitions

- Unidentified: Funding source has not yet been determined
- Identified: Funding source has been found, but not yet requested
- Applied: Grant or loan application has been submitted, or budget has been requested
- Awarded: Grant or loan has been offered but the contract has not yet been signed or budget has not yet been approved by Council
- Encumbered: Project contract has been signed and funds have been allocated to spend on the project

Street/Street Capital  
Mallon Avenue – Monroe to Howard  
STR-2018-8

Executive Summary

Construct full depth roadway, repair sidewalk, communication conduit and cable, signal and utility updates. Include Accessible Pedestrian Signals (APS) as appropriate at signals.

Project Justification

Roadway and utility deterioration require attention.

*This project meets the following comprehensive plan goals and/or policies:*

Meets TR Goals B. Provide Transportation Choices and D. Promote Economic Opportunity by incorporating better transportation choices to all users while supporting the surrounding development potential.

Location

Other Location  
Mallon Avenue between Monroe Street and Howard Street

Project Status

Active  
Project number: 2018088 Integrated Project - Water, Wastewater, Stormwater

External Factors

Time around local development projects.

Maintenance

*Maintenance of capital facilities, buildings and infrastructure has an impact on a Department’s operating budget, and thus routine maintenance costs for new and ongoing projects are identified in the table below.*

	2022	2023	2024	2025	2026	2027	Total
Expected Annual Maintenance	\$0	\$0	\$0	\$0	\$0	\$0	\$0

Maintenance Comments

Street/Street Capital

Mallon Avenue – Monroe to Howard

STR-2018-8

Spending

Project Phase	Prior Spending	2021	Estimated Spending							Total
			2022	2023	2024	2025	2026	2027	6 Year Total	
Construction	\$0	\$0	\$0	\$0	\$0	\$0	\$0	\$5,500,000	\$5,500,000	\$5,500,000
Design	\$0	\$0	\$0	\$0	\$0	\$50,000	\$500,000	\$0	\$550,000	\$550,000
Land purchase	\$0	\$0	\$0	\$0	\$0	\$0	\$75,000	\$0	\$75,000	\$75,000
Planning	\$0	\$0	\$0	\$0	\$25,000	\$0	\$0	\$0	\$25,000	\$25,000
Total	\$0	\$0	\$0	\$0	\$25,000	\$50,000	\$575,000	\$5,500,000	\$6,150,000	\$6,150,000

Funding

Funding Name	Source	Status*	Prior Funding	2021	Estimated Funding							Total
					2022	2023	2024	2025	2026	2027	6 Year Total	
Levy	Local	Funded	\$0	\$0	\$0	\$0	\$25,000	\$50,000	\$200,000	\$1,850,000	\$2,125,000	\$2,125,000
TIB	State	Unfunded	\$0	\$0	\$0	\$0	\$0	\$0	\$375,000	\$3,650,000	\$4,025,000	\$4,025,000
Total			\$0	\$0	\$0	\$0	\$25,000	\$50,000	\$575,000	\$5,500,000	\$6,150,000	\$6,150,000

- \*Status definitions
- Unidentified: Funding source has not yet been determined
  - Identified: Funding source has been found, but not yet requested
  - Applied: Grant or loan application has been submitted, or budget has been requested
  - Awarded: Grant or loan has been offered but the contract has not yet been signed or budget has not yet been approved by Council
  - Encumbered: Project contract has been signed and funds have been allocated to spend on the project

Street/Street Capital  
Maple-Wellesley Intersection  
STR-2019-22

Executive Summary

Widen the intersection to incorporate an independent right-turn lane and improve traffic flow. More storage for west-bound Thru. Include Accessible Pedestrian Signals (APS) as appropriate. Design scheduled for 2020 with construction scheduled for 2022.

Project Justification

This will improve safety for travel and reduce bottleneck congestion.  
*This project meets the following comprehensive plan goals and/or policies:*  
Meets Transportation Goal F. Enhance Public Health & Safety by improving conditions for vehicle travel on Maple Street.

Location

Other Location  
Maple Street at Wellesley Avenue.

Project Status

Active  
Project number: 2019107          Design in 2020 for Construction in 2021.

External Factors

Maintenance

*Maintenance of capital facilities, buildings and infrastructure has an impact on a Department’s operating budget, and thus routine maintenance costs for new and ongoing projects are identified in the table below.*

	2022	2023	2024	2025	2026	2027	Total
Expected Annual Maintenance	\$0	\$0	\$0	\$0	\$0	\$0	\$0

Maintenance Comments

Street/Street Capital  
Maple-Wellesley Intersection  
STR-2019-22

Spending

Project Phase	Prior Spending	2021	Estimated Spending							Total
			2022	2023	2024	2025	2026	2027	6 Year Total	
Construction	\$0	\$625,700	\$50,000	\$0	\$0	\$0	\$0	\$0	\$50,000	\$675,700
Design	\$46,231	\$56,769	\$0	\$0	\$0	\$0	\$0	\$0	\$0	\$103,000
Land purchase	\$0	\$10,000	\$0	\$0	\$0	\$0	\$0	\$0	\$0	\$10,000
Total	\$46,231	\$692,469	\$50,000	\$0	\$0	\$0	\$0	\$0	\$50,000	\$788,700

Funding

Funding Name	Source	Status*	Prior Funding	2021	Estimated Funding							Total
					2022	2023	2024	2025	2026	2027	6 Year Total	
CMAQ	Federal	Funded	\$23,795	\$457,469	\$33,000	\$0	\$0	\$0	\$0	\$0	\$33,000	\$514,264
REET	Local	Funded	\$22,436	\$235,000	\$17,000	\$0	\$0	\$0	\$0	\$0	\$17,000	\$274,436
Total			\$46,231	\$692,469	\$50,000	\$0	\$0	\$0	\$0	\$0	\$50,000	\$788,700

- \*Status definitions
- Unidentified: Funding source has not yet been determined
  - Identified: Funding source has been found, but not yet requested
  - Applied: Grant or loan application has been submitted, or budget has been requested
  - Awarded: Grant or loan has been offered but the contract has not yet been signed or budget has not yet been approved by Council
  - Encumbered: Project contract has been signed and funds have been allocated to spend on the project

Street/Street Capital

Minor Construction Assistance

STR-2012-100

Executive Summary

Expenditure for construction to assist in unforeseen, minor funding gaps on City related transportation projects.

Project Justification

This project is intended to assist with unforeseen minor funding gaps in city related transportation projects.

*This project meets the following comprehensive plan goals and/or policies:*

Location

Other Location

City-wide.

Project Status

Active

Ongoing during every construction season.

External Factors

Maintenance

*Maintenance of capital facilities, buildings and infrastructure has an impact on a Department’s operating budget, and thus routine maintenance costs for new and ongoing projects are identified in the table below.*

	2022	2023	2024	2025	2026	2027	Total
Expected Annual Maintenance	\$0	\$0	\$0	\$0	\$0	\$0	\$0

Maintenance Comments

Street/Street Capital

Minor Construction Assistance

STR-2012-100

Spending

Project Phase	Prior Spending	2021	Estimated Spending							Total
			2022	2023	2024	2025	2026	2027	6 Year Total	
Construction	\$0	\$40,000	\$40,000	\$40,000	\$40,000	\$40,000	\$40,000	\$40,000	\$240,000	\$280,000
Total	\$0	\$40,000	\$40,000	\$40,000	\$40,000	\$40,000	\$40,000	\$40,000	\$240,000	\$280,000

Funding

Funding Name	Source	Status*	Prior Funding	2021	Estimated Funding							Total
					2022	2023	2024	2025	2026	2027	6 Year Total	
REET	Local	Funded	\$0	\$40,000	\$40,000	\$40,000	\$40,000	\$40,000	\$40,000	\$40,000	\$240,000	\$280,000
Total			\$0	\$40,000	\$40,000	\$40,000	\$40,000	\$40,000	\$40,000	\$40,000	\$240,000	\$280,000

- \*Status definitions
- Unidentified: Funding source has not yet been determined
  - Identified: Funding source has been found, but not yet requested
  - Applied: Grant or loan application has been submitted, or budget has been requested
  - Awarded: Grant or loan has been offered but the contract has not yet been signed or budget has not yet been approved by Council
  - Encumbered: Project contract has been signed and funds have been allocated to spend on the project

Street/Street Capital

Napa Street, Sprague Ave to 2nd Ave

STR-2016-28

Executive Summary

Construct full depth roadway, and repair sidewalks. This project will also replace water distribution main, provide for stormwater separation, and incorporate necessary signal, lighting and conduit updates.

Project Justification

This section of roadway and infrastructure is deteriorating and is need of rehabilitation.

*This project meets the following comprehensive plan goals and/or policies:*

Meets TR Goals C. Accommodate Access to Daily Needs and Priority Destinations and G. Maximize Public Benefits and Fiscal Responsibility With Integration by accommodating better access to daily needs while integrating utility updates into the project to maximize the public benefit.

Location

Other Location

Napa Street between Sprague Avenue and 2nd Avenue

Project Status

Active

Project number: 2016093

Design: 2025; Construction: 2026 Integrated Project - Water

External Factors

Grant funds will be required to move into the construction phase.

Maintenance

*Maintenance of capital facilities, buildings and infrastructure has an impact on a Department’s operating budget, and thus routine maintenance costs for new and ongoing projects are identified in the table below.*

	2022	2023	2024	2025	2026	2027	Total
Expected Annual Maintenance	\$1,800	\$0	\$0	\$0	\$0	\$0	\$3,600

Maintenance Comments

Street/Street Capital  
Napa Street, Sprague Ave to 2nd Ave  
STR-2016-28

Spending

Project Phase	Prior Spending	2021	Estimated Spending							Total
			2022	2023	2024	2025	2026	2027	6 Year Total	
Construction	\$0	\$0	\$0	\$0	\$0	\$0	\$1,400,000	\$0	\$1,400,000	\$1,400,000
Design	\$0	\$0	\$0	\$0	\$0	\$140,000	\$0	\$0	\$140,000	\$140,000
Total	\$0	\$0	\$0	\$0	\$0	\$140,000	\$1,400,000	\$0	\$1,540,000	\$1,540,000

Funding

Funding Name	Source	Status*	Prior Funding	2021	Estimated Funding							Total
					2022	2023	2024	2025	2026	2027	6 Year Total	
Grant	Unidentified	Unfunded	\$0	\$0	\$0	\$0	\$0	\$93,000	\$930,000	\$0	\$1,023,000	\$1,023,000
Levy	Local	Funded	\$0	\$0	\$0	\$0	\$0	\$47,000	\$470,000	\$0	\$517,000	\$517,000
Total			\$0	\$0	\$0	\$0	\$0	\$140,000	\$1,400,000	\$0	\$1,540,000	\$1,540,000

- \*Status definitions
- Unidentified: Funding source has not yet been determined
  - Identified: Funding source has been found, but not yet requested
  - Applied: Grant or loan application has been submitted, or budget has been requested
  - Awarded: Grant or loan has been offered but the contract has not yet been signed or budget has not yet been approved by Council
  - Encumbered: Project contract has been signed and funds have been allocated to spend on the project

Street/Street Capital

NSC - 2nd & 3rd Fiber Reroute

STR-2020-21

Executive Summary

Relocate fiber along the realigned 2nd Avenue and 3rd Avenue from Thor Street to Freya Avenue including cabinets and structures as needed to support the North Spokane Corridor (NSC) 2nd and 3rd Ave. realignment project.

Project Justification

This project is needed to maintain system operation during and after the realignment of 2nd and 3rd Ave. for the North Spokane Corridor.

*This project meets the following comprehensive plan goals and/or policies:*

TR 2 Transportation Supporting Land Use Maintain an interconnected system of facilities that allows travel on multiple routes by multiple modes, balancing access, mobility and place-making functions with consideration and alignment with the existing and planned land use context of each corridor.

Location

Other Location

2nd and 3rd Ave from Thor to Freya.

Project Status

Active

This project is currently in the planning stages.

External Factors

Design and construction schedule of the North Spokane Corridor I-90 to Sprague project.

Maintenance

*Maintenance of capital facilities, buildings and infrastructure has an impact on a Department's operating budget, and thus routine maintenance costs for new and ongoing projects are identified in the table below.*

	2022	2023	2024	2025	2026	2027	Total
Expected Annual Maintenance	\$0	\$0	\$0	\$0	\$0	\$0	\$0

Maintenance Comments

Street/Street Capital

NSC - 2nd & 3rd Fiber Reroute

STR-2020-21

Spending

Project Phase	Prior Spending	2021	Estimated Spending							Total
			2022	2023	2024	2025	2026	2027	6 Year Total	
Construction	\$0	\$0	\$0	\$575,000	\$0	\$0	\$0	\$0	\$575,000	\$575,000
Design	\$0	\$0	\$55,000	\$0	\$0	\$0	\$0	\$0	\$55,000	\$55,000
Total	\$0	\$0	\$55,000	\$575,000	\$0	\$0	\$0	\$0	\$630,000	\$630,000

Funding

Funding Name	Source	Status*	Prior Funding	2021	Estimated Funding							Total
					2022	2023	2024	2025	2026	2027	6 Year Total	
WSDOT	State	Funded	\$0	\$0	\$55,000	\$575,000	\$0	\$0	\$0	\$0	\$630,000	\$630,000
Total			\$0	\$0	\$55,000	\$575,000	\$0	\$0	\$0	\$0	\$630,000	\$630,000

- \*Status definitions
- Unidentified: Funding source has not yet been determined
  - Identified: Funding source has been found, but not yet requested
  - Applied: Grant or loan application has been submitted, or budget has been requested
  - Awarded: Grant or loan has been offered but the contract has not yet been signed or budget has not yet been approved by Council
  - Encumbered: Project contract has been signed and funds have been allocated to spend on the project

**Street/**Street Capital

## NSC - Ermina & Greene Signal Changes

STR-2020-36

### Executive Summary

Relocate the traffic signal pole located on the SE corner of Ermina and Greene. The current signal pole stands 30-33' tall while the future NSC structure clearance at this location is 23'. The scope of this project is to design new intersection signalization while meeting the clearance requirements.

### Project Justification

Current signal pole is in conflict with future North Spokane Corridor (NSC) structure.

*This project meets the following comprehensive plan goals and/or policies:*

TR3- Transportation Level of Service. Set and maintain transportation level of service standards that align desired growth patterns with optimal choices of transportation modes.

### Location

Other Location

Intersection of Ermina Avenue and Greene Street.

### Project Status

Active

Project Number: 2020059 - Design in 2020/21, construction in 2021/22.

### External Factors

WSDOT NSC River Crossing construction anticipated to start March 31, 2021.

### Maintenance

*Maintenance of capital facilities, buildings and infrastructure has an impact on a Department's operating budget, and thus routine maintenance costs for new and ongoing projects are identified in the table below.*

	2022	2023	2024	2025	2026	2027	Total
Expected Annual Maintenance	\$0	\$0	\$0	\$0	\$0	\$0	\$0

### Maintenance Comments

Street/Street Capital

NSC - Ermina & Greene Signal Changes

STR-2020-36

Spending

Project Phase	Prior Spending	2021	Estimated Spending							Total
			2022	2023	2024	2025	2026	2027	6 Year Total	
Construction	\$0	\$70,000	\$20,000	\$0	\$0	\$0	\$0	\$0	\$20,000	\$90,000
Design	\$21,500	\$20,000	\$0	\$0	\$0	\$0	\$0	\$0	\$0	\$41,500
Total	\$21,500	\$90,000	\$20,000	\$0	\$0	\$0	\$0	\$0	\$20,000	\$131,500

Funding

Funding Name	Source	Status*	Prior Funding	2021	Estimated Funding							Total
					2022	2023	2024	2025	2026	2027	6 Year Total	
WSDOT	State	Funded	\$21,500	\$90,000	\$20,000	\$0	\$0	\$0	\$0	\$0	\$20,000	\$131,500
Total			\$21,500	\$90,000	\$20,000	\$0	\$0	\$0	\$0	\$0	\$20,000	\$131,500

- \*Status definitions
- Unidentified: Funding source has not yet been determined
  - Identified: Funding source has been found, but not yet requested
  - Applied: Grant or loan application has been submitted, or budget has been requested
  - Awarded: Grant or loan has been offered but the contract has not yet been signed or budget has not yet been approved by Council
  - Encumbered: Project contract has been signed and funds have been allocated to spend on the project

Street/Street Capital

NSC - Ralph Street Improvements

STR-2020-4

Executive Summary

Provide design to Washington State Department of Transportation for rebuild of Ralph Street including traffic calming treatments and roadside swales from Carlisle Avenue to Euclid Avenue and along Carlisle Avenue from Greene Street to Ralph Street.

Project Justification

Ralph Street will be rebuilt as a result of North Spokane Corridor (NSC) construction. This project allows the City to provide direction to the state prior to reconstruction.

*This project meets the following comprehensive plan goals and/or policies:*

TR 14 Traffic Calming, Use context-sensitive traffic calming measures in neighborhoods to maintain acceptable speeds, manage cut-through traffic, and improve neighborhood safety to reduce traffic impacts and improve quality of life.

Location

Other Location

Ralph Street, Upriver Drive to Euclid Avenue.

Project Status

Active

Project Number: 2020060    Project in planning phase; agreement in process with WSDOT.

External Factors

Final design to be completed by WSDOT NSC office as part of the NSC River Crossing project.

Maintenance

*Maintenance of capital facilities, buildings and infrastructure has an impact on a Department's operating budget, and thus routine maintenance costs for new and ongoing projects are identified in the table below.*

	2022	2023	2024	2025	2026	2027	Total
Expected Annual Maintenance	\$0	\$0	\$0	\$0	\$0	\$0	\$0

Maintenance Comments

Street/Street Capital

NSC - Ralph Street Improvements

STR-2020-4

Spending

Project Phase	Prior Spending	2021	Estimated Spending							Total
			2022	2023	2024	2025	2026	2027	6 Year Total	
Construction	\$0	\$0	\$475,000	\$50,000	\$0	\$0	\$0	\$0	\$525,000	\$525,000
Design	\$0	\$70,000	\$0	\$0	\$0	\$0	\$0	\$0	\$0	\$70,000
Planning	\$5,000	\$0	\$0	\$0	\$0	\$0	\$0	\$0	\$0	\$5,000
Total	\$5,000	\$70,000	\$475,000	\$50,000	\$0	\$0	\$0	\$0	\$525,000	\$600,000

Funding

Funding Name	Source	Status*	Prior Funding	2021	Estimated Funding							Total
					2022	2023	2024	2025	2026	2027	6 Year Total	
Redlight	Local	Funded	\$5,000	\$70,000	\$475,000	\$50,000	\$0	\$0	\$0	\$0	\$525,000	\$600,000
Total			\$5,000	\$70,000	\$475,000	\$50,000	\$0	\$0	\$0	\$0	\$525,000	\$600,000

- \*Status definitions
- Unidentified: Funding source has not yet been determined
  - Identified: Funding source has been found, but not yet requested
  - Applied: Grant or loan application has been submitted, or budget has been requested
  - Awarded: Grant or loan has been offered but the contract has not yet been signed or budget has not yet been approved by Council
  - Encumbered: Project contract has been signed and funds have been allocated to spend on the project

**Street/Street Capital**  
**NSC - Wellesley Avenue PH 2, Haven to Market**  
STR-2019-6

**Executive Summary**

Widen, realign, and re-grade Wellesley Avenue to tie into the new grades and alignment of the street as affected by the WSDOT North Spokane Corridor (NSC) project. Project includes utility adjustments and traffic signal reconstruction. Include APS as appropriate. Concrete paving as appropriate.

**Project Justification**

The roadway widening will facilitate the enhanced use levels with the North Spokane Corridor interchange. The elevations of the roadway will match, as necessary the adjustments taking place just east of this project for the NSC work. Design 2020 for Construction 2021

*This project meets the following comprehensive plan goals and/or policies:*

Meets Transportation goal G. Maximize Public Benefits and Fiscal Responsibility With Integration by integrating street work with major utility updates and by coordinating with the North Spokane Corridor project under WSDOT's purview.

**Location**

Other Location  
Wellesley Avenue from Haven Street to Market Street.

**Project Status**

Active  
Project Number: 2019108  
  
Design is underway. Project construction in 2022 and will be coordinated with WSDOT NSC work.

**External Factors**

NSC delivery schedule requires this work to occur within an appropriate timeframe. The expectation is to construct this project while Wellesley Ave. east of Market St. is closed for NSC construction.

**Maintenance**

*Maintenance of capital facilities, buildings and infrastructure has an impact on a Department's operating budget, and thus routine maintenance costs for new and ongoing projects are identified in the table below.*

	2022	2023	2024	2025	2026	2027	Total
Expected Annual Maintenance	\$0	\$0	\$0	\$0	\$0	\$0	\$0

**Maintenance Comments**

Street/Street Capital

NSC - Wellesley Avenue PH 2, Haven to Market

STR-2019-6

Spending

Project Phase	Prior Spending	2021	Estimated Spending							Total
			2022	2023	2024	2025	2026	2027	6 Year Total	
Construction	\$0	\$0	\$4,145,000	\$0	\$0	\$0	\$0	\$0	\$4,145,000	\$4,145,000
Design	\$70,000	\$160,000	\$20,000	\$0	\$0	\$0	\$0	\$0	\$20,000	\$250,000
Land purchase	\$0	\$25,000	\$0	\$0	\$0	\$0	\$0	\$0	\$0	\$25,000
Total	\$70,000	\$185,000	\$4,165,000	\$0	\$0	\$0	\$0	\$0	\$4,165,000	\$4,420,000

Funding

Funding Name	Source	Status*	Prior Funding	2021	Estimated Funding							Total
					2022	2023	2024	2025	2026	2027	6 Year Total	
Levy	Local	Funded	\$0	\$25,000	\$0	\$0	\$0	\$0	\$0	\$0	\$0	\$25,000
WSDOT	State	Funded	\$70,000	\$160,000	\$4,165,000	\$0	\$0	\$0	\$0	\$0	\$4,165,000	\$4,395,000
Total			\$70,000	\$185,000	\$4,165,000	\$0	\$0	\$0	\$0	\$0	\$4,165,000	\$4,420,000

- \*Status definitions
- Unidentified: Funding source has not yet been determined
  - Identified: Funding source has been found, but not yet requested
  - Applied: Grant or loan application has been submitted, or budget has been requested
  - Awarded: Grant or loan has been offered but the contract has not yet been signed or budget has not yet been approved by Council
  - Encumbered: Project contract has been signed and funds have been allocated to spend on the project

Street/Street Capital

Ray-Thor St, 17th Ave to Hartson Ave

STR-2015-17

Executive Summary

Pavement reconstruction of the arterial alignment of Ray St and Thor St between 17th and Hartson. Water main updates (17th to 11th), upgrades to Americans with Disabilities Act (ADA) ramps and minor curb and sidewalk repairs are anticipated.

Project Justification

The purpose of this project is to reconstruct deteriorated roadway and utilities.

*This project meets the following comprehensive plan goals and/or policies:*

Meets TR Goals C. Accommodate Access to Daily Needs and Priority Destinations and G. Maximize Public Benefits and Fiscal Responsibility With Integration by accommodating better access to daily needs while integrating utility updates into the project to maximize the public benefit.

Location

Other Location

Ray St from 17th Ave to Hartson Ave.

Project Status

Active

Project number: 2014151    Design: 2021/22; Construction in 2022 or 2023    Integrated Project - Water

External Factors

Integrated with water utility work, and will be conducted on an appropriate schedule for the utility work.

Maintenance

*Maintenance of capital facilities, buildings and infrastructure has an impact on a Department’s operating budget, and thus routine maintenance costs for new and ongoing projects are identified in the table below.*

	2022	2023	2024	2025	2026	2027	Total
Expected Annual Maintenance	\$0	\$0	\$0	\$0	\$0	\$0	\$0

Maintenance Comments

Street/Street Capital

Ray-Thor St, 17th Ave to Hartson Ave

STR-2015-17

Spending

Project Phase	Prior Spending	2021	Estimated Spending							Total
			2022	2023	2024	2025	2026	2027	6 Year Total	
Construction	\$0	\$0	\$2,350,000	\$300,000	\$0	\$0	\$0	\$0	\$2,650,000	\$2,650,000
Design	\$0	\$125,000	\$150,000	\$0	\$0	\$0	\$0	\$0	\$150,000	\$275,000
Land purchase	\$0	\$50,000	\$0	\$0	\$0	\$0	\$0	\$0	\$0	\$50,000
Total	\$0	\$175,000	\$2,500,000	\$300,000	\$0	\$0	\$0	\$0	\$2,800,000	\$2,975,000

Funding

Funding Name	Source	Status*	Prior Funding	2021	Estimated Funding							Total
					2022	2023	2024	2025	2026	2027	6 Year Total	
Levy	Local	Funded	\$0	\$175,000	\$2,500,000	\$300,000	\$0	\$0	\$0	\$0	\$2,800,000	\$2,975,000
Total			\$0	\$175,000	\$2,500,000	\$300,000	\$0	\$0	\$0	\$0	\$2,800,000	\$2,975,000

- \*Status definitions
- Unidentified: Funding source has not yet been determined
  - Identified: Funding source has been found, but not yet requested
  - Applied: Grant or loan application has been submitted, or budget has been requested
  - Awarded: Grant or loan has been offered but the contract has not yet been signed or budget has not yet been approved by Council
  - Encumbered: Project contract has been signed and funds have been allocated to spend on the project

**Street/Street Capital**

## Riverside Ave, Monroe St to Division St

STR-2020-29

## Executive Summary

Grind and overlay (Wall to Division), restripe (Monroe to Divisi), pav. repair, ADA ramps, secure vaulted sidewalks at ADA ramps, bicycle markings, replace 2 to 3 signals (w/APS), limited utility replacement. Project to complement Spokane Transit's City Line and implement the Spokane Cultural Trail.

## Project Justification

This section of roadway and utility infrastructure is deteriorating and is in need of rehabilitation. Vaulted sidewalks at Americans with Disabilities Act (ADA) ramps are in need of attention to reduce risk of failure.

*This project meets the following comprehensive plan goals and/or policies:*

Meets TR Goal D. Promote Economic Opportunity in supporting functionality of the CCL. Accommodates access to daily needs through a variety of transportation choices; meeting TR Goals B. Provide Transportation Choices and C. Accommodate Access to Daily Needs and Priority Destinations.

## Location

Other Location

## Riverside Avenue between Monroe Street and Division Street

## Project Status

Active

Project number: 2016120  
Water, Stormwater

Design 2020-2021; Construction 2022 Integrated Project -

## External Factors

This project aligns with the Spokane Transit Authority (STA) Central City Line, and will be prioritized to align with schedule for that program.

## Maintenance

*Maintenance of capital facilities, buildings and infrastructure has an impact on a Department's operating budget, and thus routine maintenance costs for new and ongoing projects are identified in the table below.*

	2022	2023	2024	2025	2026	2027	Total
Expected Annual Maintenance	\$0	\$0	\$0	\$0	\$0	\$0	\$0

### Maintenance Comments

Street/Street Capital

Riverside Ave, Monroe St to Division St

STR-2020-29

Spending

Project Phase	Prior Spending	2021	Estimated Spending							Total
			2022	2023	2024	2025	2026	2027	6 Year Total	
Construction	\$0	\$0	\$5,200,000	\$340,000	\$0	\$0	\$0	\$0	\$5,540,000	\$5,540,000
Design	\$51,490	\$400,000	\$70,000	\$0	\$0	\$0	\$0	\$0	\$70,000	\$521,490
Land purchase	\$0	\$25,000	\$0	\$0	\$0	\$0	\$0	\$0	\$0	\$25,000
Planning	\$92,429	\$0	\$0	\$0	\$0	\$0	\$0	\$0	\$0	\$92,429
Total	\$143,919	\$425,000	\$5,270,000	\$340,000	\$0	\$0	\$0	\$0	\$5,610,000	\$6,178,919

Funding

Funding Name	Source	Status*	Prior Funding	2021	Estimated Funding							Total
					2022	2023	2024	2025	2026	2027	6 Year Total	
Levy	Local	Funded	\$143,919	\$335,000	\$4,215,000	\$290,000	\$0	\$0	\$0	\$0	\$4,505,000	\$4,983,919
STA	Local	Funded	\$0	\$90,000	\$1,055,000	\$50,000	\$0	\$0	\$0	\$0	\$1,105,000	\$1,195,000
Total			\$143,919	\$425,000	\$5,270,000	\$340,000	\$0	\$0	\$0	\$0	\$5,610,000	\$6,178,919

- \*Status definitions
- Unidentified: Funding source has not yet been determined
  - Identified: Funding source has been found, but not yet requested
  - Applied: Grant or loan application has been submitted, or budget has been requested
  - Awarded: Grant or loan has been offered but the contract has not yet been signed or budget has not yet been approved by Council
  - Encumbered: Project contract has been signed and funds have been allocated to spend on the project

**Street**/Street Capital  
**Riverside Ave., Grant to Sherman**  
STR-2021-6

**Executive Summary**

Construction complete street improvements, paving, curb, sidewalk and drainage.

**Project Justification**

Complete the road network in the U District Bridge, south landing area.

*This project meets the following comprehensive plan goals and/or policies:*

TR C - Access to Daily Needs and Priority Destinations, provides improved access to U District via U District and transit at Sherman Plaza. TR D - Promote Economic Opportunity, promotes and supports economic viability and redevelopment of adjacent properties.

**Location**

Other Location  
Riverside Ave. from Grant St. to Sherman St.

**Project Status**

Active  
Project Number: 2021073 – Design in 2021, construction in 2021 or 2022.

**External Factors**

**Maintenance**

*Maintenance of capital facilities, buildings and infrastructure has an impact on a Department’s operating budget, and thus routine maintenance costs for new and ongoing projects are identified in the table below.*

	2022	2023	2024	2025	2026	2027	Total
Expected Annual Maintenance	\$0	\$0	\$0	\$0	\$0	\$0	\$0

**Maintenance Comments**

Street/Street Capital  
Riverside Ave., Grant to Sherman  
STR-2021-6

Spending

Project Phase	Prior Spending	2021	Estimated Spending							Total
			2022	2023	2024	2025	2026	2027	6 Year Total	
Construction	\$0	\$240,000	\$170,000	\$0	\$0	\$0	\$0	\$0	\$170,000	\$410,000
Design	\$0	\$45,000	\$0	\$0	\$0	\$0	\$0	\$0	\$0	\$45,000
Total	\$0	\$285,000	\$170,000	\$0	\$0	\$0	\$0	\$0	\$170,000	\$455,000

Funding

Funding Name	Source	Status*	Prior Funding	2021	Estimated Funding							Total
					2022	2023	2024	2025	2026	2027	6 Year Total	
Levy	Local	Funded	\$0	\$60,000	\$30,000	\$0	\$0	\$0	\$0	\$0	\$30,000	\$90,000
PDA	Local	Funded	\$0	\$225,000	\$140,000	\$0	\$0	\$0	\$0	\$0	\$140,000	\$365,000
Total			\$0	\$285,000	\$170,000	\$0	\$0	\$0	\$0	\$0	\$170,000	\$455,000

- \*Status definitions
- Unidentified: Funding source has not yet been determined
  - Identified: Funding source has been found, but not yet requested
  - Applied: Grant or loan application has been submitted, or budget has been requested
  - Awarded: Grant or loan has been offered but the contract has not yet been signed or budget has not yet been approved by Council
  - Encumbered: Project contract has been signed and funds have been allocated to spend on the project

Street/Street Capital  
Riverside Avenue, Monroe St to Wall St  
STR-2016-79

Executive Summary

Construct full depth roadway, repair sidewalk, and upgrade signals (incl. Accessible Pedestrian Signals [APS] as appropriate), conduit and lighting. Includes replacement of water line and storm system updates. Also incorporates the 'Spokane Cultural Trail'

Project Justification

This section of roadway and infrastructure is deteriorating and is need of rehabilitation.

*This project meets the following comprehensive plan goals and/or policies:*

Meets TR Goal D. Promote Economic Opportunity in supporting functionality of the CCL. Accommodates access to daily needs through a variety of transportation choices; meeting TR Goals B. Provide Transportation Choices and C. Accommodate Access to Daily Needs and Priority Destinations.

Location

Other Location  
Riverside Avenue between Monroe Street and Wall Street

Project Status

Active  
Project number: 2017087    Integrated project - Water, Wastewater

External Factors

Grant funds will be required to move into the construction phase.

Maintenance

*Maintenance of capital facilities, buildings and infrastructure has an impact on a Department’s operating budget, and thus routine maintenance costs for new and ongoing projects are identified in the table below.*

	2022	2023	2024	2025	2026	2027	Total
Expected Annual Maintenance	\$0	\$0	\$0	\$0	\$0	\$0	\$0

Maintenance Comments

Street/Street Capital

Riverside Avenue, Monroe St to Wall St

STR-2016-79

Spending

Project Phase	Prior Spending	2021	Estimated Spending							Total
			2022	2023	2024	2025	2026	2027	6 Year Total	
Construction	\$0	\$0	\$0	\$0	\$0	\$0	\$6,500,000	\$1,000,000	\$7,500,000	\$7,500,000
Design	\$0	\$0	\$0	\$50,000	\$300,000	\$350,000	\$0	\$0	\$700,000	\$700,000
Land purchase	\$0	\$0	\$0	\$50,000	\$100,000	\$100,000	\$0	\$0	\$250,000	\$250,000
Planning	\$17,271	\$0	\$0	\$0	\$0	\$0	\$0	\$0	\$0	\$17,271
Total	\$17,271	\$0	\$0	\$100,000	\$400,000	\$450,000	\$6,500,000	\$1,000,000	\$8,450,000	\$8,467,271

Funding

Funding Name	Source	Status*	Prior Funding	2021	Estimated Funding							Total
					2022	2023	2024	2025	2026	2027	6 Year Total	
Grant	Unidentified	Unfunded	\$0	\$0	\$0	\$0	\$0	\$0	\$4,260,000	\$650,000	\$4,910,000	\$4,910,000
Levy	Local	Funded	\$17,271	\$0	\$0	\$15,000	\$60,000	\$65,000	\$2,200,000	\$350,000	\$2,690,000	\$2,707,271
STBG	Federal	Funded	\$0	\$0	\$0	\$85,000	\$340,000	\$385,000	\$40,000	\$0	\$850,000	\$850,000
Total			\$17,271	\$0	\$0	\$100,000	\$400,000	\$450,000	\$6,500,000	\$1,000,000	\$8,450,000	\$8,467,271

\*Status definitions

- Unidentified: Funding source has not yet been determined
- Identified: Funding source has been found, but not yet requested
- Applied: Grant or loan application has been submitted, or budget has been requested
- Awarded: Grant or loan has been offered but the contract has not yet been signed or budget has not yet been approved by Council
- Encumbered: Project contract has been signed and funds have been allocated to spend on the project

Street/Street Capital

Sherman / 5th Ave. Traffic Signal

STR-2020-24

Executive Summary

Install a new traffic signal. Install new Americans with Disabilities Act (ADA)-compliant ramps to current standards.

Project Justification

Improve intersection capacity and mobility along the 5th Avenue and Sherman Street corridors.

*This project meets the following comprehensive plan goals and/or policies:*

Meets TR Goals F. Enhance Public Health & Safety by addressing intersection capacity issues.

Location

Other Location

Sherman St. at 5th Ave.

Project Status

Active

Initiate planning in 2022, design in 2023.

External Factors

Maintenance

*Maintenance of capital facilities, buildings and infrastructure has an impact on a Department’s operating budget, and thus routine maintenance costs for new and ongoing projects are identified in the table below.*

	2022	2023	2024	2025	2026	2027	Total
Expected Annual Maintenance	\$0	\$0	\$0	\$0	\$0	\$0	\$0

Maintenance Comments

Street/Street Capital

Sherman / 5th Ave. Traffic Signal

STR-2020-24

Spending

Project Phase	Prior Spending	2021	Estimated Spending							Total
			2022	2023	2024	2025	2026	2027	6 Year Total	
Construction	\$0	\$0	\$0	\$0	\$900,000	\$0	\$0	\$0	\$900,000	\$900,000
Design	\$0	\$0	\$0	\$90,000	\$0	\$0	\$0	\$0	\$90,000	\$90,000
Planning	\$0	\$0	\$10,000	\$0	\$0	\$0	\$0	\$0	\$10,000	\$10,000
Total	\$0	\$0	\$10,000	\$90,000	\$900,000	\$0	\$0	\$0	\$1,000,000	\$1,000,000

Funding

Funding Name	Source	Status*	Prior Funding	2021	Estimated Funding							Total
					2022	2023	2024	2025	2026	2027	6 Year Total	
Impact Fee	Local	Funded	\$0	\$0	\$10,000	\$45,000	\$0	\$0	\$0	\$0	\$55,000	\$55,000
PDA	Unidentified	Unfunded	\$0	\$0	\$0	\$45,000	\$900,000	\$0	\$0	\$0	\$945,000	\$945,000
Total			\$0	\$0	\$10,000	\$90,000	\$900,000	\$0	\$0	\$0	\$1,000,000	\$1,000,000

- \*Status definitions
- Unidentified: Funding source has not yet been determined
  - Identified: Funding source has been found, but not yet requested
  - Applied: Grant or loan application has been submitted, or budget has been requested
  - Awarded: Grant or loan has been offered but the contract has not yet been signed or budget has not yet been approved by Council
  - Encumbered: Project contract has been signed and funds have been allocated to spend on the project

Street/Street Capital

Spokane Falls Blvd – Post to Division

STR-2018-6

Executive Summary

Construct full depth roadway, repair sidewalk, lighting, communication conduit and cable, signal and utility updates. Accessible Pedestrian Signals (APS) updates as appropriate.

Project Justification

Roadway and utility deterioration require attention.

*This project meets the following comprehensive plan goals and/or policies:*

Meets TR Goals B. Provide Transportation Choices and D. Promote Economic Opportunity by incorporating better transportation choices to all users while supporting the surrounding development potential.

Location

Other Location

Spokane Falls Boulevard between Post Street and Division Street.

Project Status

Active

Project number: 2018086 Integrated project - Water, Wastewater, Stormwater

External Factors

After Riverfront Park improvements are complete.

Maintenance

*Maintenance of capital facilities, buildings and infrastructure has an impact on a Department’s operating budget, and thus routine maintenance costs for new and ongoing projects are identified in the table below.*

	2022	2023	2024	2025	2026	2027	Total
Expected Annual Maintenance	\$0	\$0	\$0	\$0	\$0	\$0	\$0

Maintenance Comments

Street/Street Capital

Spokane Falls Blvd – Post to Division

STR-2018-6

Spending

Project Phase	Prior Spending	2021	Estimated Spending							Total
			2022	2023	2024	2025	2026	2027	6 Year Total	
Construction	\$0	\$0	\$0	\$0	\$0	\$0	\$0	\$0	\$0	\$0
Design	\$0	\$0	\$0	\$0	\$0	\$0	\$200,000	\$500,000	\$700,000	\$700,000
Planning	\$0	\$0	\$0	\$0	\$70,000	\$0	\$0	\$0	\$70,000	\$70,000
Total	\$0	\$0	\$0	\$0	\$70,000	\$0	\$200,000	\$500,000	\$770,000	\$770,000

Funding

Funding Name	Source	Status*	Prior Funding	2021	Estimated Funding							Total
					2022	2023	2024	2025	2026	2027	6 Year Total	
Grant	Unidentified	Unfunded	\$0	\$0	\$0	\$0	\$0	\$0	\$130,000	\$325,000	\$455,000	\$455,000
Levy	Local	Funded	\$0	\$0	\$0	\$0	\$70,000	\$0	\$70,000	\$175,000	\$315,000	\$315,000
Total			\$0	\$0	\$0	\$0	\$70,000	\$0	\$200,000	\$500,000	\$770,000	\$770,000

- \*Status definitions
- Unidentified: Funding source has not yet been determined
  - Identified: Funding source has been found, but not yet requested
  - Applied: Grant or loan application has been submitted, or budget has been requested
  - Awarded: Grant or loan has been offered but the contract has not yet been signed or budget has not yet been approved by Council
  - Encumbered: Project contract has been signed and funds have been allocated to spend on the project

Street/Street Capital

**Sprague Avenue Investment Phase II - Bernard St to Scott St**

STR-2016-69

**Executive Summary**

Pavement reconstruction and maintenance. Options for extending 3-lane section to the west. Placement of streetscape, updated lighting and signals, and integrate stormwater disposal. Lane reconfiguration may facilitate sidewalk and parking improvements.

**Project Justification**

The purpose of this project is to improve transportation for all modes and thus promote a vibrant livable community.

*This project meets the following comprehensive plan goals and/or policies:*

Meets TR Goals C. Accommodate Access to Daily Needs and Priority Destinations and D. Promote Economic Opportunity by accommodating access to daily destinations while enacting the vision of the Target Investment Strategy. The Project will also integrate utility updates; TR Goal G. Maximize Public.

**Location**

Other Location

Sprague Avenue - Bernard Street to Scott Street

**Project Status**

Active

Project number: 2014155

Two phases of construction: Phase 2a constructed in 2019 including the section between Scott and Grant. Phase 2b reaching to Division to be completed in 2021. UDRA funding for phase 2b. Integrated project - Water, Wastewater

**External Factors**

Possible funding through University District Revitalization Area (UDRA) revenue is under development.

**Maintenance**

*Maintenance of capital facilities, buildings and infrastructure has an impact on a Department's operating budget, and thus routine maintenance costs for new and ongoing projects are identified in the table below.*

	2021	2022	2023	2024	2025	2026	Total
Expected Annual Maintenance	\$0	\$0	\$0	\$0	\$0	\$0	\$0

**Maintenance Comments**

Street/Street Capital

Sprague Avenue Investment Phase II - Bernard St to Scott St

STR-2016-69

Spending

Project Phase	Prior Spending	2021	Estimated Spending							Total
			2022	2023	2024	2025	2026	2027	6 Year Total	
Construction	\$2,478,871	\$3,000,000	\$150,000	\$0	\$0	\$0	\$0	\$0	\$150,000	\$5,628,871
Design	\$1,145,265	\$25,000	\$0	\$0	\$0	\$0	\$0	\$0	\$0	\$1,170,265
Total	\$3,624,136	\$3,025,000	\$150,000	\$0	\$0	\$0	\$0	\$0	\$150,000	\$6,799,136

Funding

Funding Name	Source	Status*	Prior Funding	2021	Estimated Funding							Total
					2022	2023	2024	2025	2026	2027	6 Year Total	
Levy	Local	Funded	\$3,184,636	\$0	\$0	\$0	\$0	\$0	\$0	\$0	\$0	\$3,184,636
STBG	Federal	Funded	\$439,500	\$0	\$0	\$0	\$0	\$0	\$0	\$0	\$0	\$439,500
UDRA	Local	Funded	\$0	\$3,025,000	\$150,000	\$0	\$0	\$0	\$0	\$0	\$150,000	\$3,175,000
Total			\$3,624,136	\$3,025,000	\$150,000	\$0	\$0	\$0	\$0	\$0	\$150,000	\$6,799,136

- \*Status definitions
- Unidentified: Funding source has not yet been determined
  - Identified: Funding source has been found, but not yet requested
  - Applied: Grant or loan application has been submitted, or budget has been requested
  - Awarded: Grant or loan has been offered but the contract has not yet been signed or budget has not yet been approved by Council
  - Encumbered: Project contract has been signed and funds have been allocated to spend on the project

**Street**/Street Capital  
**Strong Road - Five Mile to Austin**  
STR-2021-2

**Executive Summary**  
Reconstruct roadway section, construct curb, sidewalk, drainage and bike facilities.

**Project Justification**  
Provide complete streets improvements and reconstructed pavement section to serve recent and continued development on Five Mile Prairie. Reconstruct rural roadway originally built as a County road.  
*This project meets the following comprehensive plan goals and/or policies:*  
TR B- Provide Transportation Choices, project will build complete streets improves addressing needs of bicyclists and pedestrians.

**Location**  
Other Location  
Strong Road - Five Mile Rd. to Austin Rd.

**Project Status**  
Active  
Begin planning and design in 2026

**External Factors**

**Maintenance**  
*Maintenance of capital facilities, buildings and infrastructure has an impact on a Department’s operating budget, and thus routine maintenance costs for new and ongoing projects are identified in the table below.*

	2022	2023	2024	2025	2026	2027	Total
Expected Annual Maintenance	\$0	\$0	\$0	\$0	\$0	\$0	\$0

**Maintenance Comments**

Street/Street Capital

Strong Road - Five Mile to Austin

STR-2021-2

Spending

Project Phase	Prior Spending	2021	Estimated Spending							Total
			2022	2023	2024	2025	2026	2027	6 Year Total	
Design	\$0	\$0	\$0	\$0	\$0	\$0	\$0	\$100,000	\$100,000	\$100,000
Planning	\$0	\$0	\$0	\$0	\$0	\$0	\$50,000	\$0	\$50,000	\$50,000
Total	\$0	\$0	\$0	\$0	\$0	\$0	\$50,000	\$100,000	\$150,000	\$150,000

Funding

Funding Name	Source	Status*	Prior Funding	2021	Estimated Funding							Total
					2022	2023	2024	2025	2026	2027	6 Year Total	
Grant	Unidentified	Unfunded	\$0	\$0	\$0	\$0	\$0	\$0	\$0	\$85,000	\$85,000	\$85,000
REET	Local	Funded	\$0	\$0	\$0	\$0	\$0	\$0	\$50,000	\$15,000	\$65,000	\$65,000
Total			\$0	\$0	\$0	\$0	\$0	\$0	\$50,000	\$100,000	\$150,000	\$150,000

- \*Status definitions
- Unidentified: Funding source has not yet been determined
  - Identified: Funding source has been found, but not yet requested
  - Applied: Grant or loan application has been submitted, or budget has been requested
  - Awarded: Grant or loan has been offered but the contract has not yet been signed or budget has not yet been approved by Council
  - Encumbered: Project contract has been signed and funds have been allocated to spend on the project

Street/Street Capital

Thor and Freya St, Hartson to Sprague Ave, Et. Al.

STR-2018-101

Executive Summary

Pavement reconstruction with concrete paving, of the couplet Thor St, and Freya St between Hartson and Sprague Avenues. Water main updates, upgrades to ADA ramps and minor curb and sidewalk repairs are anticipated. Lighting and traffic signal updates to include APS as appropriate. Phased project.

Project Justification

The purpose of this project is to reconstruct deteriorated roadway and utilities. Upgrades to Americans with Disabilities Act (ADA)-compliant ramps, and traffic signal updates including Accessible Pedestrian Signals (APS) where appropriate.

*This project meets the following comprehensive plan goals and/or policies:*

Meets TR Goals C. Accommodate Access to Daily Needs and Priority Destinations and G. Maximize Public Benefits and Fiscal Responsibility With Integration by accommodating better access to daily needs while integrating utility updates into the project to maximize the public benefit.

Location

Other Location

Thor and Freya Streets (couplet) from Hartson Ave to Sprague Ave.

Project Status

Active

Project number: 2019135 Construction in 2022 and 2023. Project likely to be phased. Integrated Project - Water and Wastewater

External Factors

Maintenance

*Maintenance of capital facilities, buildings and infrastructure has an impact on a Department’s operating budget, and thus routine maintenance costs for new and ongoing projects are identified in the table below.*

	2022	2023	2024	2025	2026	2027	Total
Expected Annual Maintenance	\$0	\$0	\$0	\$0	\$0	\$0	\$0

Maintenance Comments

Street/Street Capital

Thor and Freya St, Hartson to Sprague Ave, Et. Al.

STR-2018-101

Spending

Project Phase	Prior Spending	2021	Estimated Spending							Total
			2022	2023	2024	2025	2026	2027	6 Year Total	
Construction	\$0	\$0	\$6,500,000	\$1,735,605	\$0	\$0	\$0	\$0	\$8,235,605	\$8,235,605
Design	\$295,409	\$520,000	\$0	\$0	\$0	\$0	\$0	\$0	\$0	\$815,409
Land purchase	\$17,700	\$40,000	\$0	\$0	\$0	\$0	\$0	\$0	\$0	\$57,700
Total	\$313,109	\$560,000	\$6,500,000	\$1,735,605	\$0	\$0	\$0	\$0	\$8,235,605	\$9,108,714

Funding

Funding Name	Source	Status*	Prior Funding	2021	Estimated Funding							Total
					2022	2023	2024	2025	2026	2027	6 Year Total	
HIP	Federal	Funded	\$0	\$0	\$0	\$1,469,556	\$0	\$0	\$0	\$0	\$1,469,556	\$1,469,556
Levy	Local	Funded	\$177,535	\$90,000	\$0	\$0	\$0	\$0	\$0	\$0	\$0	\$267,535
STBG	Federal	Funded	\$135,574	\$470,000	\$5,675,000	\$166,049	\$0	\$0	\$0	\$0	\$5,841,049	\$6,446,623
TIB	State	Funded	\$0	\$0	\$825,000	\$100,000	\$0	\$0	\$0	\$0	\$925,000	\$925,000
Total			\$313,109	\$560,000	\$6,500,000	\$1,735,605	\$0	\$0	\$0	\$0	\$8,235,605	\$9,108,714

\*Status definitions

- Unidentified: Funding source has not yet been determined
- Identified: Funding source has been found, but not yet requested
- Applied: Grant or loan application has been submitted, or budget has been requested
- Awarded: Grant or loan has been offered but the contract has not yet been signed or budget has not yet been approved by Council
- Encumbered: Project contract has been signed and funds have been allocated to spend on the project

Street/Street Capital

TJ Meenach Dr, TJ Meenach Bridge to Northwest Blvd

STR-2015-10

Executive Summary

Complete a full depth roadway replacement from TJ Meenach Bridge to Northwest Blvd, including TJ Meenach Bridge on/off ramps. Improvements to sewer, water, lighting, and communication conduit included. A shared use path will be added and work will include minor ADA Ramp replacement.

Project Justification

This section of road is deteriorating and needs repair. Sewer pipe routing will be updated and improved. River access will also be improved. Americans with Disabilities Act (ADA)-compliant ramp replacement will also occur.

*This project meets the following comprehensive plan goals and/or policies:*

Meets TR Goals B. Provide Transportation Choice and G. Maximize Public Benefits and Fiscal Responsibility With Integration by maximizing the opportunity of integrating utility and transportation work in a project that delivers better transportation choices at this important link between communities.

Location

Other Location

TJ Meenach Dr, TJ Meenach Bridge to Northwest Blvd, to include on and off ramps on/off TJ Meenach.

Project Status

Active

Project number: 2014153      Integrated project - Water, Wastewater

External Factors

Grant funds will be required to move into the construction phase. Delivery schedule will depend on construction sequencing for stormwater work.

Maintenance

*Maintenance of capital facilities, buildings and infrastructure has an impact on a Department’s operating budget, and thus routine maintenance costs for new and ongoing projects are identified in the table below.*

	2022	2023	2024	2025	2026	2027	Total
Expected Annual Maintenance	\$3,000	\$0	\$0	\$0	\$0	\$0	\$3,000

Maintenance Comments

Street/Street Capital

TJ Meenach Dr, TJ Meenach Bridge to Northwest Blvd

STR-2015-10

Spending

Project Phase	Prior Spending	2021	Estimated Spending							Total
			2022	2023	2024	2025	2026	2027	6 Year Total	
Construction	\$0	\$0	\$2,000,000	\$140,000	\$0	\$0	\$0	\$0	\$2,140,000	\$2,140,000
Design	\$200,000	\$130,000	\$30,000	\$0	\$0	\$0	\$0	\$0	\$30,000	\$360,000
Total	\$200,000	\$130,000	\$2,030,000	\$140,000	\$0	\$0	\$0	\$0	\$2,170,000	\$2,500,000

Funding

Funding Name	Source	Status*	Prior Funding	2021	Estimated Funding							Total
					2022	2023	2024	2025	2026	2027	6 Year Total	
Levy	Local	Funded	\$200,000	\$130,000	\$2,030,000	\$140,000	\$0	\$0	\$0	\$0	\$2,170,000	\$2,500,000
Total			\$200,000	\$130,000	\$2,030,000	\$140,000	\$0	\$0	\$0	\$0	\$2,170,000	\$2,500,000

- \*Status definitions
- Unidentified: Funding source has not yet been determined
  - Identified: Funding source has been found, but not yet requested
  - Applied: Grant or loan application has been submitted, or budget has been requested
  - Awarded: Grant or loan has been offered but the contract has not yet been signed or budget has not yet been approved by Council
  - Encumbered: Project contract has been signed and funds have been allocated to spend on the project

Street/Street Capital

Wellesley Ave, Freya St to Havana St

STR-2018-3

Executive Summary

Construction of full depth pavement, sidewalk, and bicycle infrastructure to align with present plans and future development expectations. Updates to water and stormwater utilities will take place as necessary.

Project Justification

Industrial freight connection from 'The Yard' to the adjacent T-1 and Interstate truck routes.

*This project meets the following comprehensive plan goals and/or policies:*

Meets TR Goals B. Provide Transportation Choices and D. Promote Economic Opportunity by incorporating better transportation choices to all users while supporting the surrounding industrial development. Also promotes active transport; TR goal F. Enhance Public Health & Safety.

Location

Other Location

Wellesley Avenue between Freya Street and Havana Street

Project Status

Active

Project number: 2018076

Integrated project - Water

External Factors

NSC timing will have Wellesley Avenue closed for a 3-year period between Freya and Market.

Maintenance

*Maintenance of capital facilities, buildings and infrastructure has an impact on a Department's operating budget, and thus routine maintenance costs for new and ongoing projects are identified in the table below.*

	2022	2023	2024	2025	2026	2027	Total
Expected Annual Maintenance	\$0	\$0	\$0	\$0	\$0	\$0	\$0

Maintenance Comments

Street/Street Capital  
Wellesley Ave, Freya St to Havana St  
STR-2018-3

Spending

Project Phase	Prior Spending	2021	Estimated Spending							Total
			2022	2023	2024	2025	2026	2027	6 Year Total	
Design	\$0	\$0	\$0	\$0	\$0	\$0	\$100,000	\$130,000	\$230,000	\$230,000
Land purchase	\$0	\$0	\$0	\$0	\$0	\$0	\$100,000	\$0	\$100,000	\$100,000
Total	\$0	\$0	\$0	\$0	\$0	\$0	\$200,000	\$130,000	\$330,000	\$330,000

Funding

Funding Name	Source	Status*	Prior Funding	2021	Estimated Funding							Total
					2022	2023	2024	2025	2026	2027	6 Year Total	
Grant	Unidentified	Unfunded	\$0	\$0	\$0	\$0	\$0	\$0	\$130,000	\$85,000	\$215,000	\$215,000
Levy	Local	Funded	\$0	\$0	\$0	\$0	\$0	\$0	\$70,000	\$45,000	\$115,000	\$115,000
Total			\$0	\$0	\$0	\$0	\$0	\$0	\$200,000	\$130,000	\$330,000	\$330,000

- \*Status definitions
- Unidentified: Funding source has not yet been determined
  - Identified: Funding source has been found, but not yet requested
  - Applied: Grant or loan application has been submitted, or budget has been requested
  - Awarded: Grant or loan has been offered but the contract has not yet been signed or budget has not yet been approved by Council
  - Encumbered: Project contract has been signed and funds have been allocated to spend on the project

**Street/Street Capital**

## Whistalks Way, Government Way to River

STR-2016-31

## Executive Summary

Construct full depth roadway and repair sidewalk. Project replaces the water main, separate stormwater, upgrade lighting and communication. Incorporate area plan: lane reconfiguration, signals, enhance transit, bicycle, and pedestrian routing as appropriate. Incl. APS at signals where appropriate.

## Project Justification

This section of roadway and infrastructure is deteriorating and is need of rehabilitation. Includes Accessible Pedestrian Signals (APS) where appropriate.

*This project meets the following comprehensive plan goals and/or policies:*

Meets TR Goals B. Provide Transportation Choices and C. Accommodate Access to Daily Needs and Priority Destinations by improving upon all modes of transportation while accommodating access to priority destinations.

## Location

Other Location

Fort George Wright between Government Way and the Spokane River.

## Project Status

Active

Project number: 2016096

Scoping in 2023; Design in 2024; Construction 2026

Integrated project - Water, Wastewater, Stormwater.

## External Factors

A planning effort around Land Use is progressing. This includes consideration for safety, Spokane Transit Authority (STA) routing, and future development potential. Initial results point to a very different cross section than what exists today. Traffic signals are also under consideration to accommodate future system requirements. Incorporate these planning efforts as project is chartered for design. Grant funds will be required to move into the construction phase.

## Maintenance

*Maintenance of capital facilities, buildings and infrastructure has an impact on a Department's operating budget, and thus routine maintenance costs for new and ongoing projects are identified in the table below.*

	2022	2023	2024	2025	2026	2027	Total
Expected Annual Maintenance	\$10,000	\$0	\$0	\$0	\$0	\$0	\$30,000

### Maintenance Comments

Street/Street Capital

Whistalks Way, Government Way to River

STR-2016-31

Spending

Project Phase	Prior Spending	2021	Estimated Spending							Total
			2022	2023	2024	2025	2026	2027	6 Year Total	
Construction	\$0	\$0	\$0	\$0	\$0	\$0	\$4,500,000	\$0	\$4,500,000	\$4,500,000
Design	\$0	\$0	\$0	\$0	\$250,000	\$300,000	\$0	\$0	\$550,000	\$550,000
Planning	\$0	\$0	\$0	\$20,000	\$0	\$0	\$0	\$0	\$20,000	\$20,000
Total	\$0	\$0	\$0	\$20,000	\$250,000	\$300,000	\$4,500,000	\$0	\$5,070,000	\$5,070,000

Funding

Funding Name	Source	Status*	Prior Funding	2021	Estimated Funding							Total
					2022	2023	2024	2025	2026	2027	6 Year Total	
Grant	Unidentified	Unfunded	\$0	\$0	\$0	\$0	\$160,000	\$200,000	\$3,000,000	\$0	\$3,360,000	\$3,360,000
Levy	Local	Funded	\$0	\$0	\$0	\$20,000	\$90,000	\$100,000	\$500,000	\$0	\$710,000	\$710,000
TIB	Unidentified	Unfunded	\$0	\$0	\$0	\$0	\$0	\$0	\$1,000,000	\$0	\$1,000,000	\$1,000,000
Total			\$0	\$0	\$0	\$20,000	\$250,000	\$300,000	\$4,500,000	\$0	\$5,070,000	\$5,070,000

- \*Status definitions
- Unidentified: Funding source has not yet been determined
  - Identified: Funding source has been found, but not yet requested
  - Applied: Grant or loan application has been submitted, or budget has been requested
  - Awarded: Grant or loan has been offered but the contract has not yet been signed or budget has not yet been approved by Council
  - Encumbered: Project contract has been signed and funds have been allocated to spend on the project

Street/Vehicle and Equipment

1/2-Ton 4x4 Pickup for Signal/Lights - 2022

STR-2020-83

Executive Summary

1/2 ton 4x4 pickup used to support the signal/light crew.

Project Justification

The pickup is used by the signal/light crew to inspect projects, complete locates and repair of signal and street lights.

*This project meets the following comprehensive plan goals and/or policies:*

Location

Other Location

901 N Nelson

Project Status

Active

1/2 Ton 4x4 pickup.

External Factors

None

Maintenance

*Maintenance of capital facilities, buildings and infrastructure has an impact on a Department’s operating budget, and thus routine maintenance costs for new and ongoing projects are identified in the table below.*

	2022	2023	2024	2025	2026	2027	Total
Expected Annual Maintenance	\$0	\$0	\$0	\$0	\$0	\$0	\$0

Maintenance Comments

Street/Vehicle and Equipment

1/2-Ton 4x4 Pickup for Signal/Lights - 2022

STR-2020-83

Spending

Project Phase	Prior Spending	2021	Estimated Spending							Total
			2022	2023	2024	2025	2026	2027	6 Year Total	
Purchases	\$0	\$0	\$40,000	\$0	\$0	\$0	\$0	\$0	\$40,000	\$40,000
Total	\$0	\$0	\$40,000	\$0	\$0	\$0	\$0	\$0	\$40,000	\$40,000

Funding

Funding Name	Source	Status*	Prior Funding	2021	Estimated Funding							Total
					2022	2023	2024	2025	2026	2027	6 Year Total	
Street Department Vehicle Replacement Fund	Identified	Funded	\$0	\$0	\$40,000	\$0	\$0	\$0	\$0	\$0	\$40,000	\$40,000
Total			\$0	\$0	\$40,000	\$0	\$0	\$0	\$0	\$0	\$40,000	\$40,000

- \*Status definitions
- Unidentified: Funding source has not yet been determined
  - Identified: Funding source has been found, but not yet requested
  - Applied: Grant or loan application has been submitted, or budget has been requested
  - Awarded: Grant or loan has been offered but the contract has not yet been signed or budget has not yet been approved by Council
  - Encumbered: Project contract has been signed and funds have been allocated to spend on the project

**Street/Vehicle and Equipment**  
**10ton Vibratory Asphalt Roller #422287 1998 Caterpillar 2025**  
STR-2018-49

**Executive Summary**

Replacement of an existing 10-ton vibratory double drum roller following the industry standard for equipment replacement. This equipment is used to achieve proper compaction of both the subgrade and asphalt. We review every piece of equipment to determine the exact need at the time of replacement.

**Project Justification**

This roller is used by our asphalt crews to compact both asphalt and the subgrade to the proper compaction.  
*This project meets the following comprehensive plan goals and/or policies:*  
Yes, this meets the goals of the comprehensive plan as part of the city's responsibility of providing drivable streets.

**Location**

Other Location  
901 N. Nelson

**Project Status**

Active  
Anticipated replacement in 2025

**External Factors**

**Maintenance**

*Maintenance of capital facilities, buildings and infrastructure has an impact on a Department’s operating budget, and thus routine maintenance costs for new and ongoing projects are identified in the table below.*

	2022	2023	2024	2025	2026	2027	Total
Expected Annual Maintenance	\$0	\$0	\$0	\$0	\$0	\$0	\$0

**Maintenance Comments**

Maintenance is covered by our Fleet rental rates.

Street/Vehicle and Equipment

10ton Vibratory Asphalt Roller #422287 1998 Caterpillar 2025

STR-2018-49

Spending

Project Phase	Prior Spending	2021	Estimated Spending							Total
			2022	2023	2024	2025	2026	2027	6 Year Total	
Purchases	\$0	\$0	\$0	\$0	\$0	\$130,000	\$0	\$0	\$130,000	\$130,000
Total	\$0	\$0	\$0	\$0	\$0	\$130,000	\$0	\$0	\$130,000	\$130,000

Funding

Funding Name	Source	Status*	Prior Funding	2021	Estimated Funding							Total
					2022	2023	2024	2025	2026	2027	6 Year Total	
Street Department Vehicle Replacement Fund	Identified	Funded	\$0	\$0	\$0	\$0	\$0	\$130,000	\$0	\$0	\$130,000	\$130,000
Total			\$0	\$0	\$0	\$0	\$0	\$130,000	\$0	\$0	\$130,000	\$130,000

- \*Status definitions
- Unidentified: Funding source has not yet been determined
  - Identified: Funding source has been found, but not yet requested
  - Applied: Grant or loan application has been submitted, or budget has been requested
  - Awarded: Grant or loan has been offered but the contract has not yet been signed or budget has not yet been approved by Council
  - Encumbered: Project contract has been signed and funds have been allocated to spend on the project

Street/Vehicle and Equipment

10-Wheel 10 Yd. Dump Trucks - 2026 w/ Slide in Deicers (x2)

STR-2015-23

Executive Summary

Replacement of an existing 10 wheeled, 10 yard dump truck following the industry standard for vehicle replacement. This vehicle is the work horse for the Street Department used for snow plowing and hauling materials. We review every piece of equipment to determine the exact need when replacing.

Project Justification

This is a 10 yd dump truck that is used for all Street Department tasks. Plowing in the winter months and hauling gravel, asphalt, grindings and debris during the other months of the year.

*This project meets the following comprehensive plan goals and/or policies:*

Location

Other Location

901 N. Nelson

Project Status

Active

Replacement in 2026.

External Factors

Maintenance

*Maintenance of capital facilities, buildings and infrastructure has an impact on a Department’s operating budget, and thus routine maintenance costs for new and ongoing projects are identified in the table below.*

	2022	2023	2024	2025	2026	2027	Total
Expected Annual Maintenance	\$0	\$0	\$0	\$0	\$0	\$0	\$0

Maintenance Comments

Maintenance is covered in our rental rates

Street/Vehicle and Equipment

10-Wheel 10 Yd. Dump Trucks - 2026 w/ Slide in Deicers (x2)

STR-2015-23

Spending

Project Phase	Prior Spending	2021	Estimated Spending							Total
			2022	2023	2024	2025	2026	2027	6 Year Total	
Purchases	\$0	\$0	\$0	\$0	\$0	\$0	\$600,000	\$0	\$600,000	\$600,000
Total	\$0	\$0	\$0	\$0	\$0	\$0	\$600,000	\$0	\$600,000	\$600,000

Funding

Funding Name	Source	Status*	Prior Funding	2021	Estimated Funding							Total
					2022	2023	2024	2025	2026	2027	6 Year Total	
Street Department Vehicle Replacement Fund	Identified	Funded	\$0	\$0	\$0	\$0	\$0	\$0	\$600,000	\$0	\$600,000	\$600,000
Total			\$0	\$0	\$0	\$0	\$0	\$0	\$600,000	\$0	\$600,000	\$600,000

- \*Status definitions
- Unidentified: Funding source has not yet been determined
  - Identified: Funding source has been found, but not yet requested
  - Applied: Grant or loan application has been submitted, or budget has been requested
  - Awarded: Grant or loan has been offered but the contract has not yet been signed or budget has not yet been approved by Council
  - Encumbered: Project contract has been signed and funds have been allocated to spend on the project

Street/Vehicle and Equipment

10-Wheel Dump/Sander Truck #428251 - 2022

STR-2016-83

Executive Summary

Replacement of an existing 6 wheeled, 10 yd dump truck following the industry standard for vehicle replacement. This vehicle is used for snow plowing and hauling materials. We review every piece of equipment to determine the exact need when replacing.

Project Justification

This is a 10 yd dump truck that is used for all Street Department tasks. Plowing in the winter months and hauling gravel, asphalt, grindings, and debris during the other months of the year.

*This project meets the following comprehensive plan goals and/or policies:*

Location

Other Location

901 N. Nelson

Project Status

Active

Anticipated replacement in 2022.

External Factors

Maintenance

*Maintenance of capital facilities, buildings and infrastructure has an impact on a Department’s operating budget, and thus routine maintenance costs for new and ongoing projects are identified in the table below.*

	2022	2023	2024	2025	2026	2027	Total
Expected Annual Maintenance	\$0	\$0	\$0	\$0	\$0	\$0	\$0

Maintenance Comments

Maintenance is covered by our Fleet rental rates

Street/Vehicle and Equipment  
10-Wheel Dump/Sander Truck #428251 - 2022  
STR-2016-83

Spending

Project Phase	Prior Spending	2021	Estimated Spending							Total
			2022	2023	2024	2025	2026	2027	6 Year Total	
Purchases	\$0	\$0	\$270,000	\$0	\$0	\$0	\$0	\$0	\$270,000	\$270,000
Total	\$0	\$0	\$270,000	\$0	\$0	\$0	\$0	\$0	\$270,000	\$270,000

Funding

Funding Name	Source	Status*	Prior Funding	2021	Estimated Funding							Total
					2022	2023	2024	2025	2026	2027	6 Year Total	
Street Department Vehicle Replacement Fund	Identified	Funded	\$0	\$0	\$270,000	\$0	\$0	\$0	\$0	\$0	\$270,000	\$270,000
Total			\$0	\$0	\$270,000	\$0	\$0	\$0	\$0	\$0	\$270,000	\$270,000

- \*Status definitions
- Unidentified: Funding source has not yet been determined
  - Identified: Funding source has been found, but not yet requested
  - Applied: Grant or loan application has been submitted, or budget has been requested
  - Awarded: Grant or loan has been offered but the contract has not yet been signed or budget has not yet been approved by Council
  - Encumbered: Project contract has been signed and funds have been allocated to spend on the project

**Street**/Vehicle and Equipment

**10-Wheel Dump/Sander Truck to replace #428252 - 2022**

STR-2016-82

**Executive Summary**

Replacement of an existing 10 wheeled, 10 yd dump truck following the industry standard for vehicle replacement. This vehicle is used for snow plowing and hauling materials. We review every piece of equipment to determine the exact need when replacing.

**Project Justification**

This is a 10 yd dump truck that is used for all Street Department tasks. Plowing in the winter months and hauling gravel, asphalt, grindings, and debris during the other months of the year.

*This project meets the following comprehensive plan goals and/or policies:*

**Location**

Other Location

901 N. Nelson

**Project Status**

Active

Anticipated replacement in 2022.

**External Factors**

**Maintenance**

*Maintenance of capital facilities, buildings and infrastructure has an impact on a Department’s operating budget, and thus routine maintenance costs for new and ongoing projects are identified in the table below.*

	2022	2023	2024	2025	2026	2027	Total
Expected Annual Maintenance	\$0	\$0	\$0	\$0	\$0	\$0	\$0

**Maintenance Comments**

Maintenance is covered by our Fleet rental rate

Street/Vehicle and Equipment

10-Wheel Dump/Sander Truck to replace #428252 - 2022

STR-2016-82

Spending

Project Phase	Prior Spending	2021	Estimated Spending							Total
			2022	2023	2024	2025	2026	2027	6 Year Total	
Purchases	\$0	\$0	\$270,000	\$0	\$0	\$0	\$0	\$0	\$270,000	\$270,000
Total	\$0	\$0	\$270,000	\$0	\$0	\$0	\$0	\$0	\$270,000	\$270,000

Funding

Funding Name	Source	Status*	Prior Funding	2021	Estimated Funding							Total
					2022	2023	2024	2025	2026	2027	6 Year Total	
Street Vechicle Replacement Fund	Identified	Funded	\$0	\$0	\$270,000	\$0	\$0	\$0	\$0	\$0	\$270,000	\$270,000
Total			\$0	\$0	\$270,000	\$0	\$0	\$0	\$0	\$0	\$270,000	\$270,000

- \*Status definitions
- Unidentified: Funding source has not yet been determined
  - Identified: Funding source has been found, but not yet requested
  - Applied: Grant or loan application has been submitted, or budget has been requested
  - Awarded: Grant or loan has been offered but the contract has not yet been signed or budget has not yet been approved by Council
  - Encumbered: Project contract has been signed and funds have been allocated to spend on the project

Street/Vehicle and Equipment

6-Wheel Dump/Plow Truck - 2027

STR-2016-84

Executive Summary

Replacement of an existing 6 wheeled, 6 yd dump truck following the industry standard for vehicle replacement. This vehicle is used for snow plowing and hauling materials. We review every piece of equipment to determine the exact need when replacing.

Project Justification

This is a 6 yd dump truck that is used for all Street Department tasks. Plowing in the winter months and hauling gravel, asphalt, grindings, and debris during the other months of the year.

*This project meets the following comprehensive plan goals and/or policies:*

Location

Other Location

901 N. Nelson

Project Status

Active

Anticipated replacement in 2027.

External Factors

Maintenance

*Maintenance of capital facilities, buildings and infrastructure has an impact on a Department’s operating budget, and thus routine maintenance costs for new and ongoing projects are identified in the table below.*

	2022	2023	2024	2025	2026	2027	Total
Expected Annual Maintenance	\$0	\$0	\$0	\$0	\$0	\$0	\$0

Maintenance Comments

Maintenance is in our Fleet rental rates

Street/Vehicle and Equipment

6-Wheel Dump/Plow Truck - 2027

STR-2016-84

Spending

Project Phase	Prior Spending	2021	Estimated Spending							Total
			2022	2023	2024	2025	2026	2027	6 Year Total	
Purchases	\$0	\$0	\$0	\$0	\$0	\$0	\$0	\$213,000	\$213,000	\$213,000
Total	\$0	\$0	\$0	\$0	\$0	\$0	\$0	\$213,000	\$213,000	\$213,000

Funding

Funding Name	Source	Status*	Prior Funding	2021	Estimated Funding							Total
					2022	2023	2024	2025	2026	2027	6 Year Total	
Street Department Vehicle Replacement Fund	Identified	Funded	\$0	\$0	\$0	\$0	\$0	\$0	\$0	\$213,000	\$213,000	\$213,000
Total			\$0	\$0	\$0	\$0	\$0	\$0	\$0	\$213,000	\$213,000	\$213,000

- \*Status definitions
- Unidentified: Funding source has not yet been determined
  - Identified: Funding source has been found, but not yet requested
  - Applied: Grant or loan application has been submitted, or budget has been requested
  - Awarded: Grant or loan has been offered but the contract has not yet been signed or budget has not yet been approved by Council
  - Encumbered: Project contract has been signed and funds have been allocated to spend on the project

Street/Vehicle and Equipment

6-Wheel Flusher/Deicer Freightliner/OMCO - 2025

STR-2020-87

Executive Summary

Replacement of an existing 6 wheeled 2200 gallon flusher/deicer/plow following industry standards for replacement. During the winter months this vehicle can operate 24/7 conducting snow and ice control. We review every piece of equipment to determine the proper need when replacing.

Project Justification

This is a 6 wheel tanker truck used as part of our sweeping team to flush the roadway helping the city meet the PM 10 Air Quality Standard. During the winter it is a deicer/plow truck.

*This project meets the following comprehensive plan goals and/or policies:*

Location

Other Location

901 N. Nelson

Project Status

Active

Anticipated replacement in 2025.

External Factors

Maintenance

*Maintenance of capital facilities, buildings and infrastructure has an impact on a Department’s operating budget, and thus routine maintenance costs for new and ongoing projects are identified in the table below.*

	2022	2023	2024	2025	2026	2027	Total
Expected Annual Maintenance	\$0	\$0	\$0	\$0	\$0	\$0	\$0

Maintenance Comments

maintenance is covered by our Fleet rental rate

Street/Vehicle and Equipment

6-Wheel Flusher/Deicer Freightliner/OMCO - 2025

STR-2020-87

Spending

Project Phase	Prior Spending	2021	Estimated Spending							Total
			2022	2023	2024	2025	2026	2027	6 Year Total	
Purchases	\$0	\$0	\$0	\$0	\$0	\$300,000	\$0	\$0	\$300,000	\$300,000
Total	\$0	\$0	\$0	\$0	\$0	\$300,000	\$0	\$0	\$300,000	\$300,000

Funding

Funding Name	Source	Status*	Prior Funding	2021	Estimated Funding							Total
					2022	2023	2024	2025	2026	2027	6 Year Total	
Street Department Vehicle Replacement Fund	Identified	Funded	\$0	\$0	\$0	\$0	\$0	\$300,000	\$0	\$0	\$300,000	\$300,000
Total			\$0	\$0	\$0	\$0	\$0	\$300,000	\$0	\$0	\$300,000	\$300,000

- \*Status definitions
- Unidentified: Funding source has not yet been determined
  - Identified: Funding source has been found, but not yet requested
  - Applied: Grant or loan application has been submitted, or budget has been requested
  - Awarded: Grant or loan has been offered but the contract has not yet been signed or budget has not yet been approved by Council
  - Encumbered: Project contract has been signed and funds have been allocated to spend on the project

Street/Vehicle and Equipment

6-Wheel Flusher/Deicer/Plow to Replace #426610 - 2022

STR-2016-86

Executive Summary

Replacement of an existing 6 wheeled 2200 gallon flusher/deicer/plow following industry standards for replacement. During the winter months this vehicle can operate 24/7 conducting snow and ice control. We review every piece of equipment to determine the proper need when replacing.

Project Justification

This is a 6 wheel tanker truck used as part of our sweeping team to flush the roadway helping the city meet the PM 10 Air Quality Standard. During the winter it is a deicer/plow truck.

*This project meets the following comprehensive plan goals and/or policies:*

Location

Other Location

901 N. Nelson

Project Status

Active

Vehicle replacement anticipated in 2022.

External Factors

Maintenance

*Maintenance of capital facilities, buildings and infrastructure has an impact on a Department’s operating budget, and thus routine maintenance costs for new and ongoing projects are identified in the table below.*

	2022	2023	2024	2025	2026	2027	Total
Expected Annual Maintenance	\$0	\$0	\$0	\$0	\$0	\$0	\$0

Maintenance Comments

Maintenance is covered by our Fleet rental rate

**Street/Vehicle and Equipment****6-Wheel Flusher/Deicer/Plow to Replace #426610 - 2022**

STR-2016-86

**Spending**

Project Phase	Prior Spending	2021	Estimated Spending							Total
			2022	2023	2024	2025	2026	2027	6 Year Total	
Purchases	\$0	\$0	\$348,000	\$0	\$0	\$0	\$0	\$0	\$348,000	\$348,000
Total	\$0	\$0	\$348,000	\$0	\$0	\$0	\$0	\$0	\$348,000	<b>\$348,000</b>

**Funding**

Funding Name	Source	Status*	Prior Funding	2021	Estimated Funding							Total
					2022	2023	2024	2025	2026	2027	6 Year Total	
Street Fleet Vehicle Replacement Fund	Identified	Funded	\$0	\$0	\$348,000	\$0	\$0	\$0	\$0	\$0	\$348,000	\$348,000
Total			\$0	\$0	\$348,000	\$0	\$0	\$0	\$0	\$0	\$348,000	<b>\$348,000</b>

**\*Status definitions**

- Unidentified: Funding source has not yet been determined
- Identified: Funding source has been found, but not yet requested
- Applied: Grant or loan application has been submitted, or budget has been requested
- Awarded: Grant or loan has been offered but the contract has not yet been signed or budget has not yet been approved by Council
- Encumbered: Project contract has been signed and funds have been allocated to spend on the project

Street/Vehicle and Equipment

6-Wheel Flusher/Deicer/Plow/OMCO - 2026

STR-2020-71

Executive Summary

Replacement of an existing 6 wheeled 2200 gallon flusher/deicer/plow following industry standards for replacement. During the winter months this vehicle can operate 24/7 conducting snow and ice control. We review every piece of equipment to determine the proper need when replacing.

Project Justification

This is a 6 wheel tanker truck used as part of our sweeping team to flush the roadway helping the city meet the PM 10 Air Quality Standard. During the winter it is a deicer/plow truck.

*This project meets the following comprehensive plan goals and/or policies:*

Location

Other Location

901 N. Nelson

Project Status

Active

Anticipated replacement in 2026.

External Factors

Maintenance

*Maintenance of capital facilities, buildings and infrastructure has an impact on a Department’s operating budget, and thus routine maintenance costs for new and ongoing projects are identified in the table below.*

	2022	2023	2024	2025	2026	2027	Total
Expected Annual Maintenance	\$0	\$0	\$0	\$0	\$0	\$0	\$0

Maintenance Comments

Maintenance is included in our hourly Fleet rate

Street/Vehicle and Equipment  
6-Wheel Flusher/Deicer/Plow/OMCO - 2026  
STR-2020-71

Spending

Project Phase	Prior Spending	2021	Estimated Spending							Total
			2022	2023	2024	2025	2026	2027	6 Year Total	
Purchases	\$0	\$0	\$0	\$0	\$0	\$0	\$360,000	\$0	\$360,000	\$360,000
Total	\$0	\$0	\$0	\$0	\$0	\$0	\$360,000	\$0	\$360,000	\$360,000

Funding

Funding Name	Source	Status*	Prior Funding	2021	Estimated Funding							Total
					2022	2023	2024	2025	2026	2027	6 Year Total	
Street Department Vehicle Replacement Fund	Identified	Funded	\$0	\$0	\$0	\$0	\$0	\$0	\$360,000	\$0	\$360,000	\$360,000
Total			\$0	\$0	\$0	\$0	\$0	\$0	\$360,000	\$0	\$360,000	\$360,000

- \*Status definitions
- Unidentified: Funding source has not yet been determined
  - Identified: Funding source has been found, but not yet requested
  - Applied: Grant or loan application has been submitted, or budget has been requested
  - Awarded: Grant or loan has been offered but the contract has not yet been signed or budget has not yet been approved by Council
  - Encumbered: Project contract has been signed and funds have been allocated to spend on the project

Street/Vehicle and Equipment

6-Wheel Traffic Control Truck with Attenuator - 2022

STR-2021-51

Executive Summary

Purchase new 6 Wheel Traffic Control Truck with Attenuator in 2022

Project Justification

Truck is necessary to support maintenance activities done by the City of Spokane Street crews throughout the city year round.

*This project meets the following comprehensive plan goals and/or policies:*

Location

Other Location

901 N Nelson

Project Status

Active

Anticipated replacement in 2022.

External Factors

Maintenance

*Maintenance of capital facilities, buildings and infrastructure has an impact on a Department’s operating budget, and thus routine maintenance costs for new and ongoing projects are identified in the table below.*

	2022	2023	2024	2025	2026	2027	Total
Expected Annual Maintenance	\$0	\$0	\$0	\$0	\$0	\$0	\$0

Maintenance Comments

Street/Vehicle and Equipment

6-Wheel Traffic Control Truck with Attenuator - 2022

STR-2021-51

Spending

Project Phase	Prior Spending	2021	Estimated Spending							Total
			2022	2023	2024	2025	2026	2027	6 Year Total	
Purchases	\$0	\$0	\$120,000	\$0	\$0	\$0	\$0	\$0	\$120,000	\$120,000
Total	\$0	\$0	\$120,000	\$0	\$0	\$0	\$0	\$0	\$120,000	\$120,000

Funding

Funding Name	Source	Status*	Prior Funding	2021	Estimated Funding							Total
					2022	2023	2024	2025	2026	2027	6 Year Total	
Street Department Vehicle Replacement Fund	Identified	Funded	\$0	\$0	\$120,000	\$0	\$0	\$0	\$0	\$0	\$120,000	\$120,000
Total			\$0	\$0	\$120,000	\$0	\$0	\$0	\$0	\$0	\$120,000	\$120,000

\*Status definitions

- Unidentified: Funding source has not yet been determined
- Identified: Funding source has been found, but not yet requested
- Applied: Grant or loan application has been submitted, or budget has been requested
- Awarded: Grant or loan has been offered but the contract has not yet been signed or budget has not yet been approved by Council
- Encumbered: Project contract has been signed and funds have been allocated to spend on the project

Street/Vehicle and Equipment

6-Wheel Traffic Truck - 2026

STR-2020-66

Executive Summary

6 wheel traffic truck to be purchased in 2026. Truck will have a flatbed and arrowboard.

Project Justification

Traffic truck is used to put out traffic control equipment to complete maintenance activities.

*This project meets the following comprehensive plan goals and/or policies:*

Location

Other Location

901 N Nelson

Project Status

Active

6 wheel traffic truck to be purchased in 2026. Truck will have a flatbed and arrowboard.

External Factors

None

Maintenance

*Maintenance of capital facilities, buildings and infrastructure has an impact on a Department’s operating budget, and thus routine maintenance costs for new and ongoing projects are identified in the table below.*

	2022	2023	2024	2025	2026	2027	Total
Expected Annual Maintenance	\$0	\$0	\$0	\$0	\$0	\$0	\$0

Maintenance Comments

Street/Vehicle and Equipment

6-Wheel Traffic Truck - 2026

STR-2020-66

Spending

Project Phase	Prior Spending	2021	Estimated Spending							Total
			2022	2023	2024	2025	2026	2027	6 Year Total	
Purchases	\$0	\$0	\$0	\$0	\$0	\$0	\$200,000	\$0	\$200,000	\$200,000
Total	\$0	\$0	\$0	\$0	\$0	\$0	\$200,000	\$0	\$200,000	\$200,000

Funding

Funding Name	Source	Status*	Prior Funding	2021	Estimated Funding							Total
					2022	2023	2024	2025	2026	2027	6 Year Total	
Street Department Vehicle Replacement Fund	Identified	Funded	\$0	\$0	\$0	\$0	\$0	\$0	\$200,000	\$0	\$200,000	\$200,000
Total			\$0	\$0	\$0	\$0	\$0	\$0	\$200,000	\$0	\$200,000	\$200,000

- \*Status definitions
- Unidentified: Funding source has not yet been determined
  - Identified: Funding source has been found, but not yet requested
  - Applied: Grant or loan application has been submitted, or budget has been requested
  - Awarded: Grant or loan has been offered but the contract has not yet been signed or budget has not yet been approved by Council
  - Encumbered: Project contract has been signed and funds have been allocated to spend on the project

Street/Vehicle and Equipment

Chevy C8500 Bucket Truck for Signal/Lights in 2025

STR-2020-82

Executive Summary

Chevy C8500 Bucket Truck replacement for Signal/Lights in 2025.

Project Justification

The truck is used by the signal/light crew to complete installation and repair of signal/street lights.

*This project meets the following comprehensive plan goals and/or policies:*

Location

Other Location

901 N Nelson

Project Status

Active

Chevy C8500 Bucket Truck for Signal/Lights in 2025.

External Factors

None.

Maintenance

*Maintenance of capital facilities, buildings and infrastructure has an impact on a Department’s operating budget, and thus routine maintenance costs for new and ongoing projects are identified in the table below.*

	2022	2023	2024	2025	2026	2027	Total
Expected Annual Maintenance	\$0	\$0	\$0	\$0	\$0	\$0	\$0

Maintenance Comments

Street/Vehicle and Equipment

Chevy C8500 Bucket Truck for Signal/Lights in 2025

STR-2020-82

Spending

Project Phase	Prior Spending	2021	Estimated Spending							Total
			2022	2023	2024	2025	2026	2027	6 Year Total	
Purchases	\$0	\$0	\$0	\$0	\$0	\$150,000	\$0	\$0	\$150,000	\$150,000
Total	\$0	\$0	\$0	\$0	\$0	\$150,000	\$0	\$0	\$150,000	\$150,000

Funding

Funding Name	Source	Status*	Prior Funding	2021	Estimated Funding							Total
					2022	2023	2024	2025	2026	2027	6 Year Total	
Street Department Vehicle Replacement Fund	Identified	Funded	\$0	\$0	\$0	\$0	\$0	\$150,000	\$0	\$0	\$150,000	\$150,000
Total			\$0	\$0	\$0	\$0	\$0	\$150,000	\$0	\$0	\$150,000	\$150,000

- \*Status definitions
- Unidentified: Funding source has not yet been determined
  - Identified: Funding source has been found, but not yet requested
  - Applied: Grant or loan application has been submitted, or budget has been requested
  - Awarded: Grant or loan has been offered but the contract has not yet been signed or budget has not yet been approved by Council
  - Encumbered: Project contract has been signed and funds have been allocated to spend on the project

Street/Vehicle and Equipment

F450 4x4 Pickup for Signal/Lights in 2022

STR-2020-86

Executive Summary

F450 4x4 pickup with flatbed and crane

Project Justification

The pickup is used by the signal/light crew to inspect projects, complete locates and repair of signal and street lights.

*This project meets the following comprehensive plan goals and/or policies:*

Location

Other Location

901 N Nelson

Project Status

Active

F450 4x4 pickup with flatbed and crane

External Factors

None

Maintenance

*Maintenance of capital facilities, buildings and infrastructure has an impact on a Department’s operating budget, and thus routine maintenance costs for new and ongoing projects are identified in the table below.*

	2022	2023	2024	2025	2026	2027	Total
Expected Annual Maintenance	\$0	\$0	\$0	\$0	\$0	\$0	\$0

Maintenance Comments

Street/Vehicle and Equipment

F450 4x4 Pickup for Signal/Lights in 2022

STR-2020-86

Spending

Project Phase	Prior Spending	2021	Estimated Spending							Total
			2022	2023	2024	2025	2026	2027	6 Year Total	
Purchases	\$0	\$0	\$75,000	\$0	\$0	\$0	\$0	\$0	\$75,000	\$75,000
Total	\$0	\$0	\$75,000	\$0	\$0	\$0	\$0	\$0	\$75,000	\$75,000

Funding

Funding Name	Source	Status*	Prior Funding	2021	Estimated Funding							Total
					2022	2023	2024	2025	2026	2027	6 Year Total	
Streets Vehicle Replacement Fund	Identified	Funded	\$0	\$0	\$75,000	\$0	\$0	\$0	\$0	\$0	\$75,000	\$75,000
Total			\$0	\$0	\$75,000	\$0	\$0	\$0	\$0	\$0	\$75,000	\$75,000

- \*Status definitions
- Unidentified: Funding source has not yet been determined
  - Identified: Funding source has been found, but not yet requested
  - Applied: Grant or loan application has been submitted, or budget has been requested
  - Awarded: Grant or loan has been offered but the contract has not yet been signed or budget has not yet been approved by Council
  - Encumbered: Project contract has been signed and funds have been allocated to spend on the project

**Street**/Vehicle and Equipment  
**Ford Explorer - 2022**  
STR-2020-76

**Executive Summary**  
Replace pool vehicles with Ford Explorers.

**Project Justification**  
Vehicles are at end of life.  
*This project meets the following comprehensive plan goals and/or policies:*

**Location**  
Other Location  
901 N Nelson

**Project Status**  
Active  
Replace vehicle in 2022.

**External Factors**

**Maintenance**  
*Maintenance of capital facilities, buildings and infrastructure has an impact on a Department’s operating budget, and thus routine maintenance costs for new and ongoing projects are identified in the table below.*

	2022	2023	2024	2025	2026	2027	Total
Expected Annual Maintenance	\$0	\$0	\$0	\$0	\$0	\$0	\$0

**Maintenance Comments**  
Maintenance is done as part of rental from fleet

Street/Vehicle and Equipment

Ford Explorer - 2022

STR-2020-76

Spending

Project Phase	Prior Spending	2021	Estimated Spending							Total
			2022	2023	2024	2025	2026	2027	6 Year Total	
Purchases	\$0	\$0	\$32,000	\$0	\$0	\$0	\$0	\$0	\$32,000	\$32,000
Total	\$0	\$0	\$32,000	\$0	\$0	\$0	\$0	\$0	\$32,000	\$32,000

Funding

Funding Name	Source	Status*	Prior Funding	2021	Estimated Funding							Total
					2022	2023	2024	2025	2026	2027	6 Year Total	
Street Department Fleet Vehicle Replacement Fund	Identified	Funded	\$0	\$0	\$32,000	\$0	\$0	\$0	\$0	\$0	\$32,000	\$32,000
Total			\$0	\$0	\$32,000	\$0	\$0	\$0	\$0	\$0	\$32,000	\$32,000

- \*Status definitions
- Unidentified: Funding source has not yet been determined
  - Identified: Funding source has been found, but not yet requested
  - Applied: Grant or loan application has been submitted, or budget has been requested
  - Awarded: Grant or loan has been offered but the contract has not yet been signed or budget has not yet been approved by Council
  - Encumbered: Project contract has been signed and funds have been allocated to spend on the project

Street/Vehicle and Equipment

Regenerative Air sweeper TYMCO - 2022

STR-2018-25

Executive Summary

Replacement of an existing mechanical sweeper following industry standards for replacement. We review every piece of equipment to determine the proper need when replacing.

Project Justification

Replacing mechanical sweeper with regenerative air sweeper for PM 10 requirements, removes dust and debris on streets.

*This project meets the following comprehensive plan goals and/or policies:*

Location

Other Location

901 N. Nelson

Project Status

Active

Vehicle replacement anticipated in 2022.

External Factors

Maintenance

*Maintenance of capital facilities, buildings and infrastructure has an impact on a Department’s operating budget, and thus routine maintenance costs for new and ongoing projects are identified in the table below.*

	2022	2023	2024	2025	2026	2027	Total
Expected Annual Maintenance	\$0	\$0	\$0	\$0	\$0	\$0	\$0

Maintenance Comments

Maintenance is covered by our Fleet rental rate

Street/Vehicle and Equipment  
Regenerative Air sweeper TYMCO - 2022  
STR-2018-25

Spending

Project Phase	Prior Spending	2021	Estimated Spending							Total
			2022	2023	2024	2025	2026	2027	6 Year Total	
Purchases	\$0	\$0	\$380,000	\$0	\$0	\$0	\$0	\$0	\$380,000	\$380,000
Total	\$0	\$0	\$380,000	\$0	\$0	\$0	\$0	\$0	\$380,000	\$380,000

Funding

Funding Name	Source	Status*	Prior Funding	2021	Estimated Funding							Total
					2022	2023	2024	2025	2026	2027	6 Year Total	
Street Department Vehicle Replacement Fund	Identified	Funded	\$0	\$0	\$380,000	\$0	\$0	\$0	\$0	\$0	\$380,000	\$380,000
Total			\$0	\$0	\$380,000	\$0	\$0	\$0	\$0	\$0	\$380,000	\$380,000

- \*Status definitions
- Unidentified: Funding source has not yet been determined
  - Identified: Funding source has been found, but not yet requested
  - Applied: Grant or loan application has been submitted, or budget has been requested
  - Awarded: Grant or loan has been offered but the contract has not yet been signed or budget has not yet been approved by Council
  - Encumbered: Project contract has been signed and funds have been allocated to spend on the project

Street/Vehicle and Equipment

Replace 2 Each: 6-Wheel Dump Trucks - 2027

STR-2021-67

**Executive Summary**

Replace 2 each 6-wheel dump trucks in 2027.

**Project Justification**

Dump trucks are used during winter and summer supporting maintenance activities.

*This project meets the following comprehensive plan goals and/or policies:*

**Location**

Other Location

901 N Nelson

**Project Status**

Active

Replace in 2027.

**External Factors**

**Maintenance**

*Maintenance of capital facilities, buildings and infrastructure has an impact on a Department’s operating budget, and thus routine maintenance costs for new and ongoing projects are identified in the table below.*

	2022	2023	2024	2025	2026	2027	Total
Expected Annual Maintenance	\$0	\$0	\$0	\$0	\$0	\$0	\$0

**Maintenance Comments**

Street/Vehicle and Equipment

Replace 2 Each: 6-Wheel Dump Trucks - 2027

STR-2021-67

Spending

Project Phase	Prior Spending	2021	Estimated Spending							Total
			2022	2023	2024	2025	2026	2027	6 Year Total	
Purchases	\$0	\$0	\$0	\$0	\$0	\$0	\$0	\$413,000	\$413,000	\$413,000
Total	\$0	\$0	\$0	\$0	\$0	\$0	\$0	\$413,000	\$413,000	\$413,000

Funding

Funding Name	Source	Status*	Prior Funding	2021	Estimated Funding							Total
					2022	2023	2024	2025	2026	2027	6 Year Total	
Street Department Vehicle Replacement Fund	Identified	Funded	\$0	\$0	\$0	\$0	\$0	\$0	\$0	\$413,000	\$413,000	\$413,000
Total			\$0	\$0	\$0	\$0	\$0	\$0	\$0	\$413,000	\$413,000	\$413,000

- \*Status definitions
- Unidentified: Funding source has not yet been determined
  - Identified: Funding source has been found, but not yet requested
  - Applied: Grant or loan application has been submitted, or budget has been requested
  - Awarded: Grant or loan has been offered but the contract has not yet been signed or budget has not yet been approved by Council
  - Encumbered: Project contract has been signed and funds have been allocated to spend on the project

Street/Vehicle and Equipment

Replace 2 Front-End Loaders in 2025

STR-2020-70

Executive Summary

Replacement of frontend loader used for excavating and snow removal. We review every piece of equipment to determine the proper need when replacing.

Project Justification

This is used in on street maintenance crew to load materials. Used in winter to load salt and remove snow.

*This project meets the following comprehensive plan goals and/or policies:*

Location

Other Location

901 N. Nelson

Project Status

Active

Anticipated replacement in 2025.

External Factors

Maintenance

*Maintenance of capital facilities, buildings and infrastructure has an impact on a Department’s operating budget, and thus routine maintenance costs for new and ongoing projects are identified in the table below.*

	2022	2023	2024	2025	2026	2027	Total
Expected Annual Maintenance	\$0	\$0	\$0	\$0	\$0	\$0	\$0

Maintenance Comments

Maintenance is covered in rental rate

Street/Vehicle and Equipment

Replace 2 Front-End Loaders in 2025

STR-2020-70

Spending

Project Phase	Prior Spending	2021	Estimated Spending							Total
			2022	2023	2024	2025	2026	2027	6 Year Total	
Purchases	\$0	\$0	\$0	\$0	\$0	\$400,000	\$0	\$0	\$400,000	\$400,000
Total	\$0	\$0	\$0	\$0	\$0	\$400,000	\$0	\$0	\$400,000	\$400,000

Funding

Funding Name	Source	Status*	Prior Funding	2021	Estimated Funding							Total
					2022	2023	2024	2025	2026	2027	6 Year Total	
Street Department Vehicle Replacement Fund	Identified	Funded	\$0	\$0	\$0	\$0	\$0	\$400,000	\$0	\$0	\$400,000	\$400,000
Total			\$0	\$0	\$0	\$0	\$0	\$400,000	\$0	\$0	\$400,000	\$400,000

- \*Status definitions
- Unidentified: Funding source has not yet been determined
  - Identified: Funding source has been found, but not yet requested
  - Applied: Grant or loan application has been submitted, or budget has been requested
  - Awarded: Grant or loan has been offered but the contract has not yet been signed or budget has not yet been approved by Council
  - Encumbered: Project contract has been signed and funds have been allocated to spend on the project

Street/Vehicle and Equipment

Replace 2 Wausau Sectional Snow Plow 2025

STR-2020-80

Executive Summary

This is continuing the replacement of 18 year old plows

Project Justification

One of the main tools in snow removal effort

*This project meets the following comprehensive plan goals and/or policies:*

Location

Other Location

901 N. Nelson

Project Status

Active

Anticipated replacement in 2025

External Factors

N/A

Maintenance

*Maintenance of capital facilities, buildings and infrastructure has an impact on a Department’s operating budget, and thus routine maintenance costs for new and ongoing projects are identified in the table below.*

	2022	2023	2024	2025	2026	2027	Total
Expected Annual Maintenance	\$0	\$0	\$0	\$0	\$0	\$0	\$0

Maintenance Comments

Maintenance is covered in rental rates.

Street/Vehicle and Equipment

Replace 2 Wausau Sectional Snow Plow 2025

STR-2020-80

Spending

Project Phase	Prior Spending	2021	Estimated Spending							Total
			2022	2023	2024	2025	2026	2027	6 Year Total	
---	\$0	\$0	\$0	\$0	\$0	\$44,000	\$0	\$0	\$44,000	\$44,000
Total	\$0	\$0	\$0	\$0	\$0	\$44,000	\$0	\$0	\$44,000	\$44,000

Funding

Funding Name	Source	Status*	Prior Funding	2021	Estimated Funding							Total
					2022	2023	2024	2025	2026	2027	6 Year Total	
Street Department Vehicle Replacement Fund	Identified	Funded	\$0	\$0	\$0	\$0	\$0	\$44,000	\$0	\$0	\$44,000	\$44,000
Total			\$0	\$0	\$0	\$0	\$0	\$44,000	\$0	\$0	\$44,000	\$44,000

- \*Status definitions
- Unidentified: Funding source has not yet been determined
  - Identified: Funding source has been found, but not yet requested
  - Applied: Grant or loan application has been submitted, or budget has been requested
  - Awarded: Grant or loan has been offered but the contract has not yet been signed or budget has not yet been approved by Council
  - Encumbered: Project contract has been signed and funds have been allocated to spend on the project

Street/Vehicle and Equipment

Replace 2 Wausau Segment Snow Plows in 2027

STR-2021-66

Executive Summary

Replace 2 Wausau Segment snow plows in 2027

Project Justification

Snow plows are used to clear city streets of snow during the winter months. Plows are necessary to replace plows that are at end of life.

*This project meets the following comprehensive plan goals and/or policies:*

Location

Other Location

901 N Nelson St

Project Status

Active

Replace in 2027

External Factors

Maintenance

*Maintenance of capital facilities, buildings and infrastructure has an impact on a Department’s operating budget, and thus routine maintenance costs for new and ongoing projects are identified in the table below.*

	2022	2023	2024	2025	2026	2027	Total
Expected Annual Maintenance	\$0	\$0	\$0	\$0	\$0	\$0	\$0

Maintenance Comments

Street/Vehicle and Equipment

Replace 2 Wausau Segment Snow Plows in 2027

STR-2021-66

Spending

Project Phase	Prior Spending	2021	Estimated Spending							Total
			2022	2023	2024	2025	2026	2027	6 Year Total	
Purchases	\$0	\$0	\$0	\$0	\$0	\$0	\$0	\$40,000	\$40,000	\$40,000
Total	\$0	\$0	\$0	\$0	\$0	\$0	\$0	\$40,000	\$40,000	\$40,000

Funding

Funding Name	Source	Status*	Prior Funding	2021	Estimated Funding							Total
					2022	2023	2024	2025	2026	2027	6 Year Total	
Street Department Vehicle Replacement Fund	Identified	Funded	\$0	\$0	\$0	\$0	\$0	\$0	\$0	\$40,000	\$40,000	\$40,000
Total			\$0	\$0	\$0	\$0	\$0	\$0	\$0	\$40,000	\$40,000	\$40,000

- \*Status definitions
- Unidentified: Funding source has not yet been determined
  - Identified: Funding source has been found, but not yet requested
  - Applied: Grant or loan application has been submitted, or budget has been requested
  - Awarded: Grant or loan has been offered but the contract has not yet been signed or budget has not yet been approved by Council
  - Encumbered: Project contract has been signed and funds have been allocated to spend on the project

Street/Vehicle and Equipment

Replace 2: 10-Wheel 10-Yd. Dump Trucks with Sanders - 2024

STR-2020-69

Executive Summary

Replacement of an existing 10 wheeled, 10 yard dump truck following the industry standard for vehicle replacement. This vehicle is the work horse for the Street Department used for snow plowing and hauling materials. We review every piece of equipment to determine the exact need when replacing.

Project Justification

This is a 10 yd dump truck that is used for all Street Department tasks. Plowing in the winter months and hauling gravel, asphalt, grindings and debris during the other months of the year.

*This project meets the following comprehensive plan goals and/or policies:*

Location

Other Location

901 N. Nelson

Project Status

Active

Anticipated replacement in 2024.

External Factors

Maintenance

*Maintenance of capital facilities, buildings and infrastructure has an impact on a Department’s operating budget, and thus routine maintenance costs for new and ongoing projects are identified in the table below.*

	2022	2023	2024	2025	2026	2027	Total
Expected Annual Maintenance	\$0	\$0	\$0	\$0	\$0	\$0	\$0

Maintenance Comments

Maintenance is covered in our rental rates

Street/Vehicle and Equipment

Replace 2: 10-Wheel 10-Yd. Dump Trucks with Sanders - 2024

STR-2020-69

Spending

Project Phase	Prior Spending	2021	Estimated Spending							Total
			2022	2023	2024	2025	2026	2027	6 Year Total	
Purchases	\$0	\$0	\$0	\$0	\$725,000	\$0	\$0	\$0	\$725,000	\$725,000
Total	\$0	\$0	\$0	\$0	\$725,000	\$0	\$0	\$0	\$725,000	\$725,000

Funding

Funding Name	Source	Status*	Prior Funding	2021	Estimated Funding							Total
					2022	2023	2024	2025	2026	2027	6 Year Total	
Street Department Vehicle Replacement Fund	Identified	Funded	\$0	\$0	\$0	\$0	\$725,000	\$0	\$0	\$0	\$725,000	\$725,000
Total			\$0	\$0	\$0	\$0	\$725,000	\$0	\$0	\$0	\$725,000	\$725,000

\*Status definitions

- Unidentified: Funding source has not yet been determined
- Identified: Funding source has been found, but not yet requested
- Applied: Grant or loan application has been submitted, or budget has been requested
- Awarded: Grant or loan has been offered but the contract has not yet been signed or budget has not yet been approved by Council
- Encumbered: Project contract has been signed and funds have been allocated to spend on the project

Street/Vehicle and Equipment

Replace 3 Each: 10-Wheel Dump Trucks - 2023

STR-2017-85

Executive Summary

Future Equipment replacement.

Project Justification

To continue the maintenance of the Street and Bridge infrastructure.

*This project meets the following comprehensive plan goals and/or policies:*

Location

Other Location

901 N. Nelson

Project Status

Active

Purchase in 2023.

External Factors

Maintenance

*Maintenance of capital facilities, buildings and infrastructure has an impact on a Department’s operating budget, and thus routine maintenance costs for new and ongoing projects are identified in the table below.*

	2022	2023	2024	2025	2026	2027	Total
Expected Annual Maintenance	\$0	\$0	\$0	\$0	\$0	\$0	\$0

Maintenance Comments

Maintenance is provided as part of rental agreement with fleet.

Street/Vehicle and Equipment

Replace 3 Each: 10-Wheel Dump Trucks - 2023

STR-2017-85

Spending

Project Phase	Prior Spending	2021	Estimated Spending							Total
			2022	2023	2024	2025	2026	2027	6 Year Total	
Purchases	\$0	\$0	\$0	\$900,000	\$0	\$0	\$0	\$0	\$900,000	\$900,000
Total	\$0	\$0	\$0	\$900,000	\$0	\$0	\$0	\$0	\$900,000	\$900,000

Funding

Funding Name	Source	Status*	Prior Funding	2021	Estimated Funding							Total
					2022	2023	2024	2025	2026	2027	6 Year Total	
Street Department Vehicle Replacement Fund	Identified	Funded	\$0	\$0	\$0	\$900,000	\$0	\$0	\$0	\$0	\$900,000	\$900,000
Total			\$0	\$0	\$0	\$900,000	\$0	\$0	\$0	\$0	\$900,000	\$900,000

- \*Status definitions
- Unidentified: Funding source has not yet been determined
  - Identified: Funding source has been found, but not yet requested
  - Applied: Grant or loan application has been submitted, or budget has been requested
  - Awarded: Grant or loan has been offered but the contract has not yet been signed or budget has not yet been approved by Council
  - Encumbered: Project contract has been signed and funds have been allocated to spend on the project

Street/Vehicle and Equipment

Replace 4 F350 pickups in 2027

STR-2021-65

Executive Summary

Replace 4 each 1 Ton Pickups

Project Justification

Pickups are used to complete street maintenance work. Replacement is necessary to equipment is at end of life and replace with more current equipment.

*This project meets the following comprehensive plan goals and/or policies:*

Location

Other Location

901 N Nelson

Project Status

Active

Active in 2027

External Factors

Maintenance

*Maintenance of capital facilities, buildings and infrastructure has an impact on a Department’s operating budget, and thus routine maintenance costs for new and ongoing projects are identified in the table below.*

	2022	2023	2024	2025	2026	2027	Total
Expected Annual Maintenance	\$0	\$0	\$0	\$0	\$0	\$0	\$0

Maintenance Comments

Street/Vehicle and Equipment

Replace 4 F350 pickups in 2027

STR-2021-65

Spending

Project Phase	Prior Spending	2021	Estimated Spending							Total
			2022	2023	2024	2025	2026	2027	6 Year Total	
Purchases	\$0	\$0	\$0	\$0	\$0	\$0	\$0	\$250,000	\$250,000	\$250,000
Total	\$0	\$0	\$0	\$0	\$0	\$0	\$0	\$250,000	\$250,000	\$250,000

Funding

Funding Name	Source	Status*	Prior Funding	2021	Estimated Funding							Total
					2022	2023	2024	2025	2026	2027	6 Year Total	
Street Department Vehicle Replacement Fund	Identified	Funded	\$0	\$0	\$0	\$0	\$0	\$0	\$0	\$250,000	\$250,000	\$250,000
Total			\$0	\$0	\$0	\$0	\$0	\$0	\$0	\$250,000	\$250,000	\$250,000

\*Status definitions

- Unidentified: Funding source has not yet been determined
- Identified: Funding source has been found, but not yet requested
- Applied: Grant or loan application has been submitted, or budget has been requested
- Awarded: Grant or loan has been offered but the contract has not yet been signed or budget has not yet been approved by Council
- Encumbered: Project contract has been signed and funds have been allocated to spend on the project

Street/Vehicle and Equipment

Replace 4 Front end loaders in 2027

STR-2021-63

Executive Summary

Replace 3-4 front end loaders in 2027.

Project Justification

Front end loaders are used for street maintenance to clear snow from streets, cleanup of storm debris and complete summer maintenance activities.

*This project meets the following comprehensive plan goals and/or policies:*

Location

Other Location

901 N Nelson

Project Status

Active

Replace in 2027

External Factors

Maintenance

*Maintenance of capital facilities, buildings and infrastructure has an impact on a Department’s operating budget, and thus routine maintenance costs for new and ongoing projects are identified in the table below.*

	2022	2023	2024	2025	2026	2027	Total
Expected Annual Maintenance	\$0	\$0	\$0	\$0	\$0	\$0	\$0

Maintenance Comments

Street/Vehicle and Equipment

Replace 4 Front end loaders in 2027

STR-2021-63

Spending

Project Phase	Prior Spending	2021	Estimated Spending							Total
			2022	2023	2024	2025	2026	2027	6 Year Total	
Purchases	\$0	\$0	\$0	\$0	\$0	\$0	\$0	\$800,000	\$800,000	\$800,000
Total	\$0	\$0	\$0	\$0	\$0	\$0	\$0	\$800,000	\$800,000	\$800,000

Funding

Funding Name	Source	Status*	Prior Funding	2021	Estimated Funding							Total
					2022	2023	2024	2025	2026	2027	6 Year Total	
Street Department Vehicle Replacement Fund	Identified	Funded	\$0	\$0	\$0	\$0	\$0	\$0	\$0	\$800,000	\$800,000	\$800,000
Total			\$0	\$0	\$0	\$0	\$0	\$0	\$0	\$800,000	\$800,000	\$800,000

- \*Status definitions
- Unidentified: Funding source has not yet been determined
  - Identified: Funding source has been found, but not yet requested
  - Applied: Grant or loan application has been submitted, or budget has been requested
  - Awarded: Grant or loan has been offered but the contract has not yet been signed or budget has not yet been approved by Council
  - Encumbered: Project contract has been signed and funds have been allocated to spend on the project

Street/Vehicle and Equipment

Replace 6-Wheel Crackseal Truck in 2023

STR-2021-58

Executive Summary

Replace 6-wheel truck with flatbed used for crack sealing.

Project Justification

To support crack sealing crews doing maintenance work on asphalt streets.

*This project meets the following comprehensive plan goals and/or policies:*

Location

Other Location

901 N Nelson

Project Status

Active

Replace in 2023.

External Factors

Maintenance

*Maintenance of capital facilities, buildings and infrastructure has an impact on a Department’s operating budget, and thus routine maintenance costs for new and ongoing projects are identified in the table below.*

	2022	2023	2024	2025	2026	2027	Total
Expected Annual Maintenance	\$0	\$0	\$0	\$0	\$0	\$0	\$0

Maintenance Comments

Street/Vehicle and Equipment

Replace 6-Wheel Crackseal Truck in 2023

STR-2021-58

Spending

Project Phase	Prior Spending	2021	Estimated Spending							Total
			2022	2023	2024	2025	2026	2027	6 Year Total	
Purchases	\$0	\$0	\$0	\$100,000	\$0	\$0	\$0	\$0	\$100,000	\$100,000
Total	\$0	\$0	\$0	\$100,000	\$0	\$0	\$0	\$0	\$100,000	\$100,000

Funding

Funding Name	Source	Status*	Prior Funding	2021	Estimated Funding							Total
					2022	2023	2024	2025	2026	2027	6 Year Total	
Street Department Vehicle Replacement Fund	Identified	Funded	\$0	\$0	\$0	\$100,000	\$0	\$0	\$0	\$0	\$100,000	\$100,000
Total			\$0	\$0	\$0	\$100,000	\$0	\$0	\$0	\$0	\$100,000	\$100,000

- \*Status definitions
- Unidentified: Funding source has not yet been determined
  - Identified: Funding source has been found, but not yet requested
  - Applied: Grant or loan application has been submitted, or budget has been requested
  - Awarded: Grant or loan has been offered but the contract has not yet been signed or budget has not yet been approved by Council
  - Encumbered: Project contract has been signed and funds have been allocated to spend on the project

Street/Vehicle and Equipment

Replace 6-Wheel Pothole Truck #427354 - 2022

STR-2021-50

**Executive Summary**

Replace 6-wheel pothole truck #427354 in 2022.

**Project Justification**

Truck is used to repair potholes on roads throughout the City of Spokane.

*This project meets the following comprehensive plan goals and/or policies:*

**Location**

Other Location

901 N Nelson

**Project Status**

Active

Anticipated replacement in 2022.

**External Factors**

N/A

**Maintenance**

*Maintenance of capital facilities, buildings and infrastructure has an impact on a Department’s operating budget, and thus routine maintenance costs for new and ongoing projects are identified in the table below.*

	2022	2023	2024	2025	2026	2027	Total
Expected Annual Maintenance	\$0	\$0	\$0	\$0	\$0	\$0	\$0

**Maintenance Comments**

**Street/Vehicle and Equipment****Replace 6-Wheel Pothole Truck #427354 - 2022**

STR-2021-50

**Spending**

Project Phase	Prior Spending	2021	Estimated Spending							Total
			2022	2023	2024	2025	2026	2027	6 Year Total	
Purchases	\$0	\$0	\$213,000	\$0	\$0	\$0	\$0	\$0	\$213,000	\$213,000
Total	\$0	\$0	\$213,000	\$0	\$0	\$0	\$0	\$0	\$213,000	\$213,000

**Funding**

Funding Name	Source	Status*	Prior Funding	2021	Estimated Funding							Total
					2022	2023	2024	2025	2026	2027	6 Year Total	
Streets Fleet Vehicle Replacement Fund	Identified	Funded	\$0	\$0	\$213,000	\$0	\$0	\$0	\$0	\$0	\$213,000	\$213,000
Total			\$0	\$0	\$213,000	\$0	\$0	\$0	\$0	\$0	\$213,000	\$213,000

**\*Status definitions**

- Unidentified: Funding source has not yet been determined
- Identified: Funding source has been found, but not yet requested
- Applied: Grant or loan application has been submitted, or budget has been requested
- Awarded: Grant or loan has been offered but the contract has not yet been signed or budget has not yet been approved by Council
- Encumbered: Project contract has been signed and funds have been allocated to spend on the project

**Street**/Vehicle and Equipment  
**Replace F-250 Radio Truck in 2023**  
STR-2021-59

**Executive Summary**  
Replace F250 Radio Truck in 2023

**Project Justification**  
Replace Equipment that is at end of life with newer equipment  
*This project meets the following comprehensive plan goals and/or policies:*

**Location**  
Other Location  
901 N Nelson

**Project Status**  
Active  
Replace in 2023

**External Factors**

**Maintenance**  
*Maintenance of capital facilities, buildings and infrastructure has an impact on a Department’s operating budget, and thus routine maintenance costs for new and ongoing projects are identified in the table below.*

	2022	2023	2024	2025	2026	2027	Total
Expected Annual Maintenance	\$0	\$0	\$0	\$0	\$0	\$0	\$0

**Maintenance Comments**

Street/Vehicle and Equipment

Replace F-250 Radio Truck in 2023

STR-2021-59

Spending

Project Phase	Prior Spending	2021	Estimated Spending							Total
			2022	2023	2024	2025	2026	2027	6 Year Total	
Purchases	\$0	\$0	\$0	\$60,000	\$0	\$0	\$0	\$0	\$60,000	\$60,000
Total	\$0	\$0	\$0	\$60,000	\$0	\$0	\$0	\$0	\$60,000	\$60,000

Funding

Funding Name	Source	Status*	Prior Funding	2021	Estimated Funding							Total
					2022	2023	2024	2025	2026	2027	6 Year Total	
Street Department Vehicle Replacement Fund	---	Funded	\$0	\$0	\$0	\$60,000	\$0	\$0	\$0	\$0	\$60,000	\$60,000
Total			\$0	\$0	\$0	\$60,000	\$0	\$0	\$0	\$0	\$60,000	\$60,000

- \*Status definitions
- Unidentified: Funding source has not yet been determined
  - Identified: Funding source has been found, but not yet requested
  - Applied: Grant or loan application has been submitted, or budget has been requested
  - Awarded: Grant or loan has been offered but the contract has not yet been signed or budget has not yet been approved by Council
  - Encumbered: Project contract has been signed and funds have been allocated to spend on the project

Street/Vehicle and Equipment

Replace Regenerative Air Sweeper in 2024

STR-2012-262

Executive Summary

Replacement of an existing high dump regenerative air sweeper following industry standards for replacement. We review every piece of equipment to determine the proper need when replacing.

Project Justification

This sweeper cleans streets, drains, and aids in compliance of PM 10 standards

*This project meets the following comprehensive plan goals and/or policies:*

Location

Other Location

901 N. Nelson

Project Status

Active

Anticipated replacement in 2024.

External Factors

Maintenance

*Maintenance of capital facilities, buildings and infrastructure has an impact on a Department’s operating budget, and thus routine maintenance costs for new and ongoing projects are identified in the table below.*

	2022	2023	2024	2025	2026	2027	Total
Expected Annual Maintenance	\$0	\$0	\$0	\$0	\$0	\$0	\$0

Maintenance Comments

Maintenance is covered in our rental rates

Street/Vehicle and Equipment

Replace Regenerative Air Sweeper in 2024

STR-2012-262

Spending

Project Phase	Prior Spending	2021	Estimated Spending							Total
			2022	2023	2024	2025	2026	2027	6 Year Total	
Purchases	\$0	\$0	\$0	\$0	\$400,000	\$0	\$0	\$0	\$400,000	\$400,000
Total	\$0	\$0	\$0	\$0	\$400,000	\$0	\$0	\$0	\$400,000	\$400,000

Funding

Funding Name	Source	Status*	Prior Funding	2021	Estimated Funding							Total
					2022	2023	2024	2025	2026	2027	6 Year Total	
Street Department Vehicle Replacement Fund	Identified	Funded	\$0	\$0	\$0	\$0	\$400,000	\$0	\$0	\$0	\$400,000	\$400,000
Total			\$0	\$0	\$0	\$0	\$400,000	\$0	\$0	\$0	\$400,000	\$400,000

- \*Status definitions
- Unidentified: Funding source has not yet been determined
  - Identified: Funding source has been found, but not yet requested
  - Applied: Grant or loan application has been submitted, or budget has been requested
  - Awarded: Grant or loan has been offered but the contract has not yet been signed or budget has not yet been approved by Council
  - Encumbered: Project contract has been signed and funds have been allocated to spend on the project

Street/Vehicle and Equipment

Replace Regenerative Street Sweeper in 2027

STR-2021-64

Executive Summary

Replace regenerative Street Sweeper.

Project Justification

Sweeper is used to clean streets for maintenance and keep the city in compliance with PM10 environmental requirements.

*This project meets the following comprehensive plan goals and/or policies:*

Location

Other Location

901 N Nelson

Project Status

Active

Replace in 2027

External Factors

Maintenance

*Maintenance of capital facilities, buildings and infrastructure has an impact on a Department’s operating budget, and thus routine maintenance costs for new and ongoing projects are identified in the table below.*

	2022	2023	2024	2025	2026	2027	Total
Expected Annual Maintenance	\$0	\$0	\$0	\$0	\$0	\$0	\$0

Maintenance Comments

Street/Vehicle and Equipment

Replace Regenerative Street Sweeper in 2027

STR-2021-64

Spending

Project Phase	Prior Spending	2021	Estimated Spending							Total
			2022	2023	2024	2025	2026	2027	6 Year Total	
Purchases	\$0	\$0	\$0	\$0	\$0	\$0	\$0	\$400,000	\$400,000	\$400,000
Total	\$0	\$0	\$0	\$0	\$0	\$0	\$0	\$400,000	\$400,000	\$400,000

Funding

Funding Name	Source	Status*	Prior Funding	2021	Estimated Funding							Total
					2022	2023	2024	2025	2026	2027	6 Year Total	
Street Department Vehicle Replacement Fund	Identified	Funded	\$0	\$0	\$0	\$0	\$0	\$0	\$0	\$400,000	\$400,000	\$400,000
Total			\$0	\$0	\$0	\$0	\$0	\$0	\$0	\$400,000	\$400,000	\$400,000

- \*Status definitions
- Unidentified: Funding source has not yet been determined
  - Identified: Funding source has been found, but not yet requested
  - Applied: Grant or loan application has been submitted, or budget has been requested
  - Awarded: Grant or loan has been offered but the contract has not yet been signed or budget has not yet been approved by Council
  - Encumbered: Project contract has been signed and funds have been allocated to spend on the project

Street/Vehicle and Equipment

Replace Road Grader in 2025

STR-2019-68

Executive Summary

Replacement of an existing articulating grader with 14 ft. moldboard following industry standards for replacement. We review every piece of equipment to determine the proper need when replacing.

Project Justification

This is used in shoulder repair, maintaining dirt streets, and asphalt and snow control.

*This project meets the following comprehensive plan goals and/or policies:*

Location

Other Location

901 N. Nelson

Project Status

Active

Anticipated replacement in 2025

External Factors

Maintenance

*Maintenance of capital facilities, buildings and infrastructure has an impact on a Department’s operating budget, and thus routine maintenance costs for new and ongoing projects are identified in the table below.*

	2022	2023	2024	2025	2026	2027	Total
Expected Annual Maintenance	\$0	\$0	\$0	\$0	\$0	\$0	\$0

Maintenance Comments

Maintenance is covered in rental rate

Street/Vehicle and Equipment

Replace Road Grader in 2025

STR-2019-68

Spending

Project Phase	Prior Spending	2021	Estimated Spending							Total
			2022	2023	2024	2025	2026	2027	6 Year Total	
Purchases	\$0	\$0	\$0	\$0	\$0	\$350,000	\$0	\$0	\$350,000	\$350,000
Total	\$0	\$0	\$0	\$0	\$0	\$350,000	\$0	\$0	\$350,000	\$350,000

Funding

Funding Name	Source	Status*	Prior Funding	2021	Estimated Funding							Total
					2022	2023	2024	2025	2026	2027	6 Year Total	
Street Department Fleet Replacement Fund	Identified	Funded	\$0	\$0	\$0	\$0	\$0	\$350,000	\$0	\$0	\$350,000	\$350,000
Total			\$0	\$0	\$0	\$0	\$0	\$350,000	\$0	\$0	\$350,000	\$350,000

\*Status definitions

- Unidentified: Funding source has not yet been determined
- Identified: Funding source has been found, but not yet requested
- Applied: Grant or loan application has been submitted, or budget has been requested
- Awarded: Grant or loan has been offered but the contract has not yet been signed or budget has not yet been approved by Council
- Encumbered: Project contract has been signed and funds have been allocated to spend on the project

Street/Vehicle and Equipment

Replacement 6-Wheel Dump Trucks - 2023 (x2)

STR-2017-83

Executive Summary

Future Equipment replacement to be used for maintaining street and bridge infrastructure.

Project Justification

To continue the maintenance of the street and bridge infrastructure.

*This project meets the following comprehensive plan goals and/or policies:*

Location

Other Location

901 N. Nelson

Project Status

Active

Plan is to purchase in 2023.

External Factors

Maintenance

*Maintenance of capital facilities, buildings and infrastructure has an impact on a Department’s operating budget, and thus routine maintenance costs for new and ongoing projects are identified in the table below.*

	2022	2023	2024	2025	2026	2027	Total
Expected Annual Maintenance	\$0	\$0	\$0	\$0	\$0	\$0	\$0

Maintenance Comments

Street/Vehicle and Equipment

Replacement 6-Wheel Dump Trucks - 2023 (x2)

STR-2017-83

Spending

Project Phase	Prior Spending	2021	Estimated Spending							Total
			2022	2023	2024	2025	2026	2027	6 Year Total	
Purchases	\$0	\$0	\$0	\$400,000	\$0	\$0	\$0	\$0	\$400,000	\$400,000
Total	\$0	\$0	\$0	\$400,000	\$0	\$0	\$0	\$0	\$400,000	\$400,000

Funding

Funding Name	Source	Status*	Prior Funding	2021	Estimated Funding							Total
					2022	2023	2024	2025	2026	2027	6 Year Total	
Street Department Vehicle Replacement Fund	Identified	Funded	\$0	\$0	\$0	\$400,000	\$0	\$0	\$0	\$0	\$400,000	\$400,000
Total			\$0	\$0	\$0	\$400,000	\$0	\$0	\$0	\$0	\$400,000	\$400,000

- \*Status definitions
- Unidentified: Funding source has not yet been determined
  - Identified: Funding source has been found, but not yet requested
  - Applied: Grant or loan application has been submitted, or budget has been requested
  - Awarded: Grant or loan has been offered but the contract has not yet been signed or budget has not yet been approved by Council
  - Encumbered: Project contract has been signed and funds have been allocated to spend on the project

Street/Vehicle and Equipment

Replacement Regenerative Street Sweeper in 2025

STR-2020-85

Executive Summary

Future Equipment replacement.

Project Justification

To continue the maintenance of the Street and Bridge infrastructure

*This project meets the following comprehensive plan goals and/or policies:*

Location

Other Location

901 N. Nelson

Project Status

Active

Purchase in 2025.

External Factors

Maintenance

*Maintenance of capital facilities, buildings and infrastructure has an impact on a Department’s operating budget, and thus routine maintenance costs for new and ongoing projects are identified in the table below.*

	2022	2023	2024	2025	2026	2027	Total
Expected Annual Maintenance	\$0	\$0	\$0	\$0	\$0	\$0	\$0

Maintenance Comments

Street/Vehicle and Equipment

Replacement Regenerative Street Sweeper in 2025

STR-2020-85

Spending

Project Phase	Prior Spending	2021	Estimated Spending							Total
			2022	2023	2024	2025	2026	2027	6 Year Total	
Purchases	\$0	\$0	\$0	\$0	\$0	\$400,000	\$0	\$0	\$400,000	\$400,000
Total	\$0	\$0	\$0	\$0	\$0	\$400,000	\$0	\$0	\$400,000	\$400,000

Funding

Funding Name	Source	Status*	Prior Funding	2021	Estimated Funding							Total
					2022	2023	2024	2025	2026	2027	6 Year Total	
Street Department Fleet Vehicle Replacement Fund	Identified	Funded	\$0	\$0	\$0	\$0	\$0	\$400,000	\$0	\$0	\$400,000	\$400,000
Total			\$0	\$0	\$0	\$0	\$0	\$400,000	\$0	\$0	\$400,000	\$400,000

- \*Status definitions
- Unidentified: Funding source has not yet been determined
  - Identified: Funding source has been found, but not yet requested
  - Applied: Grant or loan application has been submitted, or budget has been requested
  - Awarded: Grant or loan has been offered but the contract has not yet been signed or budget has not yet been approved by Council
  - Encumbered: Project contract has been signed and funds have been allocated to spend on the project

Street/Vehicle and Equipment

Replacement Road Graders - 2024 (x3)

STR-2018-24

**Executive Summary**

Replacement of an existing articulating grader with 14 ft. moldboard following industry standards for replacement. We review every piece of equipment to determine the proper need when replacing.

**Project Justification**

This maintains shoulders, improved dirt streets, asphalt repair, and snow plowing.

*This project meets the following comprehensive plan goals and/or policies:*

**Location**

Other Location

901 N. Nelson

**Project Status**

Active

Anticipated replacement in 2024.

**External Factors**

**Maintenance**

*Maintenance of capital facilities, buildings and infrastructure has an impact on a Department’s operating budget, and thus routine maintenance costs for new and ongoing projects are identified in the table below.*

	2022	2023	2024	2025	2026	2027	Total
Expected Annual Maintenance	\$0	\$0	\$0	\$0	\$0	\$0	\$0

**Maintenance Comments**

Maintenance is covered in our Fleet rental rates

Street/Vehicle and Equipment  
Replacement Road Graders - 2024 (x3)  
STR-2018-24

Spending

Project Phase	Prior Spending	2021	Estimated Spending							Total
			2022	2023	2024	2025	2026	2027	6 Year Total	
Purchases	\$0	\$0	\$0	\$0	\$900,000	\$0	\$0	\$0	\$900,000	\$900,000
Total	\$0	\$0	\$0	\$0	\$900,000	\$0	\$0	\$0	\$900,000	\$900,000

Funding

Funding Name	Source	Status*	Prior Funding	2021	Estimated Funding							Total
					2022	2023	2024	2025	2026	2027	6 Year Total	
Street Department Fleet Replacement Budget	Identified	Funded	\$0	\$0	\$0	\$0	\$900,000	\$0	\$0	\$0	\$900,000	\$900,000
Total			\$0	\$0	\$0	\$0	\$900,000	\$0	\$0	\$0	\$900,000	\$900,000

- \*Status definitions
- Unidentified: Funding source has not yet been determined
  - Identified: Funding source has been found, but not yet requested
  - Applied: Grant or loan application has been submitted, or budget has been requested
  - Awarded: Grant or loan has been offered but the contract has not yet been signed or budget has not yet been approved by Council
  - Encumbered: Project contract has been signed and funds have been allocated to spend on the project

Street/Vehicle and Equipment

Replacement Street Sweeper 2023

STR-2017-84

Executive Summary

Future Equipment replacement.

Project Justification

To continue the maintenance of the Street and Bridge infrastructure.

*This project meets the following comprehensive plan goals and/or policies:*

Location

Other Location

901 N. Nelson

Project Status

Active

Purchase in 2023.

External Factors

Maintenance

*Maintenance of capital facilities, buildings and infrastructure has an impact on a Department’s operating budget, and thus routine maintenance costs for new and ongoing projects are identified in the table below.*

	2022	2023	2024	2025	2026	2027	Total
Expected Annual Maintenance	\$0	\$0	\$0	\$0	\$0	\$0	\$0

Maintenance Comments

Street/Vehicle and Equipment  
Replacement Street Sweeper 2023  
STR-2017-84

Spending

Project Phase	Prior Spending	2021	Estimated Spending							Total
			2022	2023	2024	2025	2026	2027	6 Year Total	
Purchases	\$0	\$0	\$0	\$400,000	\$0	\$0	\$0	\$0	\$400,000	\$400,000
Total	\$0	\$0	\$0	\$400,000	\$0	\$0	\$0	\$0	\$400,000	\$400,000

Funding

Funding Name	Source	Status*	Prior Funding	2021	Estimated Funding							Total
					2022	2023	2024	2025	2026	2027	6 Year Total	
Street Department Vehicle Replacement Fund	Identified	Funded	\$0	\$0	\$0	\$400,000	\$0	\$0	\$0	\$0	\$400,000	\$400,000
Total			\$0	\$0	\$0	\$400,000	\$0	\$0	\$0	\$0	\$400,000	\$400,000

- \*Status definitions
- Unidentified: Funding source has not yet been determined
  - Identified: Funding source has been found, but not yet requested
  - Applied: Grant or loan application has been submitted, or budget has been requested
  - Awarded: Grant or loan has been offered but the contract has not yet been signed or budget has not yet been approved by Council
  - Encumbered: Project contract has been signed and funds have been allocated to spend on the project

Street/Vehicle and Equipment  
Replacement Street Sweeper 2026  
STR-2020-84

Executive Summary

Future Equipment replacement.

Project Justification

To continue the maintenance of the Street and Bridge infrastructure.  
*This project meets the following comprehensive plan goals and/or policies:*

Location

Other Location  
901 N. Nelson

Project Status

Active  
Purchase in 2026.

External Factors

Maintenance

*Maintenance of capital facilities, buildings and infrastructure has an impact on a Department’s operating budget, and thus routine maintenance costs for new and ongoing projects are identified in the table below.*

	2022	2023	2024	2025	2026	2027	Total
Expected Annual Maintenance	\$0	\$0	\$0	\$0	\$0	\$0	\$0

Maintenance Comments

Street/Vehicle and Equipment

Replacement Street Sweeper 2026

STR-2020-84

Spending

Project Phase	Prior Spending	2021	Estimated Spending							Total
			2022	2023	2024	2025	2026	2027	6 Year Total	
Purchases	\$0	\$0	\$0	\$0	\$0	\$0	\$400,000	\$0	\$400,000	\$400,000
Total	\$0	\$0	\$0	\$0	\$0	\$0	\$400,000	\$0	\$400,000	\$400,000

Funding

Funding Name	Source	Status*	Prior Funding	2021	Estimated Funding							Total
					2022	2023	2024	2025	2026	2027	6 Year Total	
Street Department Vehicle Replacement Fund	Identified	Funded	\$0	\$0	\$0	\$0	\$0	\$0	\$400,000	\$0	\$400,000	\$400,000
Total			\$0	\$0	\$0	\$0	\$0	\$0	\$400,000	\$0	\$400,000	\$400,000

- \*Status definitions
- Unidentified: Funding source has not yet been determined
  - Identified: Funding source has been found, but not yet requested
  - Applied: Grant or loan application has been submitted, or budget has been requested
  - Awarded: Grant or loan has been offered but the contract has not yet been signed or budget has not yet been approved by Council
  - Encumbered: Project contract has been signed and funds have been allocated to spend on the project

Street/Vehicle and Equipment

Replacement Wausau Sectional Snow Plows - 2026 (x2)

STR-2020-72

Executive Summary

This is continuing the replacement of worn out 18 year old plows.

Project Justification

One of the main tools used in the snow removal effort.

*This project meets the following comprehensive plan goals and/or policies:*

Location

Other Location

901 N. Nelson

Project Status

Active

Anticipated replacement in 2026.

External Factors

N/A

Maintenance

*Maintenance of capital facilities, buildings and infrastructure has an impact on a Department’s operating budget, and thus routine maintenance costs for new and ongoing projects are identified in the table below.*

	2022	2023	2024	2025	2026	2027	Total
Expected Annual Maintenance	\$0	\$0	\$0	\$0	\$0	\$0	\$0

Maintenance Comments

Maintenance is covered in our rental rates

Street/Vehicle and Equipment

Replacement Wausau Sectional Snow Plows - 2026 (x2)

STR-2020-72

Spending

Project Phase	Prior Spending	2021	Estimated Spending							Total
			2022	2023	2024	2025	2026	2027	6 Year Total	
Purchases	\$0	\$0	\$0	\$0	\$0	\$0	\$40,000	\$0	\$40,000	\$40,000
Total	\$0	\$0	\$0	\$0	\$0	\$0	\$40,000	\$0	\$40,000	\$40,000

Funding

Funding Name	Source	Status*	Prior Funding	2021	Estimated Funding							Total
					2022	2023	2024	2025	2026	2027	6 Year Total	
Street Department Vehicle Replacement Fund	Identified	Funded	\$0	\$0	\$0	\$0	\$0	\$0	\$40,000	\$0	\$40,000	\$40,000
Total			\$0	\$0	\$0	\$0	\$0	\$0	\$40,000	\$0	\$40,000	\$40,000

- \*Status definitions
- Unidentified: Funding source has not yet been determined
  - Identified: Funding source has been found, but not yet requested
  - Applied: Grant or loan application has been submitted, or budget has been requested
  - Awarded: Grant or loan has been offered but the contract has not yet been signed or budget has not yet been approved by Council
  - Encumbered: Project contract has been signed and funds have been allocated to spend on the project

Street/Vehicle and Equipment

Street Lighting

STR-2012-460

Executive Summary

Used for Maintenance and operation of street lights. Funding source comes from the first 1/4% of Real Estate Excise Tax.

Project Justification

Street lights are essential for visibility at night for both drivers and pedestrians. They are a safety feature.

*This project meets the following comprehensive plan goals and/or policies:*

Location

Other Location

Citywide

Project Status

Active

Ongoing

External Factors

Maintenance

*Maintenance of capital facilities, buildings and infrastructure has an impact on a Department’s operating budget, and thus routine maintenance costs for new and ongoing projects are identified in the table below.*

	2022	2023	2024	2025	2026	2027	Total
Expected Annual Maintenance	\$0	\$0	\$0	\$0	\$0	\$0	\$0

Maintenance Comments

Street/Vehicle and Equipment

Street Lighting

STR-2012-460

Spending

Project Phase	Prior Spending	2021	Estimated Spending							Total
			2022	2023	2024	2025	2026	2027	6 Year Total	
Purchases	\$2,268,501	\$2,336,556	\$2,406,653	\$2,478,853	\$2,553,219	\$2,633,000	\$2,712,781	\$2,712,781	\$15,497,287	\$20,102,344
Total	\$2,268,501	\$2,336,556	\$2,406,653	\$2,478,853	\$2,553,219	\$2,633,000	\$2,712,781	\$2,712,781	\$15,497,287	\$20,102,344

Funding

Funding Name	Source	Status*	Prior Funding	2021	Estimated Funding							Total
					2022	2023	2024	2025	2026	2027	6 Year Total	
Street Department Budget	Identified	Funded	\$2,268,501	\$2,336,556	\$2,406,653	\$2,478,853	\$2,553,219	\$2,633,000	\$2,712,781	\$2,712,781	\$15,497,287	\$20,102,344
Total			\$2,268,501	\$2,336,556	\$2,406,653	\$2,478,853	\$2,553,219	\$2,633,000	\$2,712,781	\$2,712,781	\$15,497,287	\$20,102,344

\*Status definitions

- Unidentified: Funding source has not yet been determined
- Identified: Funding source has been found, but not yet requested
- Applied: Grant or loan application has been submitted, or budget has been requested
- Awarded: Grant or loan has been offered but the contract has not yet been signed or budget has not yet been approved by Council
- Encumbered: Project contract has been signed and funds have been allocated to spend on the project

Street/Vehicle and Equipment

U-Bit Truck 10 Year Overhaul in 2022

STR-2021-91

Executive Summary

U-Bit Truck used to inspect bridges is due for a 10 year inspection/overhaul to be completed by Aspen Aerial in Duluth, MN in 2022.

Project Justification

To verify the mechanical integrity of the truck, ensure it is safe to operate and extend the life of the vehicle deferring the cost of replacement.

*This project meets the following comprehensive plan goals and/or policies:*

Location

Other Location

901 N Nelson

Project Status

Active

To be completed in 2022

External Factors

Maintenance

*Maintenance of capital facilities, buildings and infrastructure has an impact on a Department’s operating budget, and thus routine maintenance costs for new and ongoing projects are identified in the table below.*

	2022	2023	2024	2025	2026	2027	Total
Expected Annual Maintenance	\$0	\$0	\$0	\$0	\$0	\$0	\$0

Maintenance Comments

Street/Vehicle and Equipment

U-Bit Truck 10 Year Overhaul in 2022

STR-2021-91

Spending

Project Phase	Prior Spending	2021	Estimated Spending							Total
			2022	2023	2024	2025	2026	2027	6 Year Total	
Purchases	\$0	\$0	\$300,000	\$0	\$0	\$0	\$0	\$0	\$300,000	\$300,000
Total	\$0	\$0	\$300,000	\$0	\$0	\$0	\$0	\$0	\$300,000	\$300,000

Funding

Funding Name	Source	Status*	Prior Funding	2021	Estimated Funding							Total
					2022	2023	2024	2025	2026	2027	6 Year Total	
Street Department Vehicle Replacement Fund	Identified	Funded	\$0	\$0	\$300,000	\$0	\$0	\$0	\$0	\$0	\$300,000	\$300,000
Total			\$0	\$0	\$300,000	\$0	\$0	\$0	\$0	\$0	\$300,000	\$300,000

- \*Status definitions
- Unidentified: Funding source has not yet been determined
  - Identified: Funding source has been found, but not yet requested
  - Applied: Grant or loan application has been submitted, or budget has been requested
  - Awarded: Grant or loan has been offered but the contract has not yet been signed or budget has not yet been approved by Council
  - Encumbered: Project contract has been signed and funds have been allocated to spend on the project

**Street/Vehicle and Equipment**  
**Wirtgen Asphalt Grinder #428247 replace in 2022**  
STR-2012-270

**Executive Summary**  
Replacement of an existing Asphalt grinder following the industry standard for equipment replacement. This equipment is used to achieve grind and overlay projects throughout the City. We review every piece of equipment to determine the exact need at the time of replacement.

**Project Justification**  
Our paving maintenance program is critical to the goal of provided sound streets for transportation of good and services.  
*This project meets the following comprehensive plan goals and/or policies:*

**Location**  
Other Location  
901 N. Nelson

**Project Status**  
Active  
Anticipated replacement in 2022

**External Factors**

**Maintenance**  
*Maintenance of capital facilities, buildings and infrastructure has an impact on a Department’s operating budget, and thus routine maintenance costs for new and ongoing projects are identified in the table below.*

	2022	2023	2024	2025	2026	2027	Total
Expected Annual Maintenance	\$0	\$0	\$0	\$0	\$0	\$0	\$0

**Maintenance Comments**  
Maintenance is covered by our Fleet rental rates

Street/Vehicle and Equipment  
Wirtgen Asphalt Grinder #428247 replace in 2022  
STR-2012-270

Spending

Project Phase	Prior Spending	2021	Estimated Spending							Total
			2022	2023	2024	2025	2026	2027	6 Year Total	
Purchases	\$0	\$0	\$450,000	\$0	\$0	\$0	\$0	\$0	\$450,000	\$450,000
Total	\$0	\$0	\$450,000	\$0	\$0	\$0	\$0	\$0	\$450,000	\$450,000

Funding

Funding Name	Source	Status*	Prior Funding	2021	Estimated Funding							Total
					2022	2023	2024	2025	2026	2027	6 Year Total	
Street Department Vehicle Replacement Fund	Identified	Funded	\$0	\$0	\$450,000	\$0	\$0	\$0	\$0	\$0	\$450,000	\$450,000
Total			\$0	\$0	\$450,000	\$0	\$0	\$0	\$0	\$0	\$450,000	\$450,000

- \*Status definitions
- Unidentified: Funding source has not yet been determined
  - Identified: Funding source has been found, but not yet requested
  - Applied: Grant or loan application has been submitted, or budget has been requested
  - Awarded: Grant or loan has been offered but the contract has not yet been signed or budget has not yet been approved by Council
  - Encumbered: Project contract has been signed and funds have been allocated to spend on the project


# WASTEWATER MANAGEMENT DEPARTMENT

---

# Wastewater Management Department

## Department Goals

The paramount goal of both the City of Spokane's Wastewater Management Department and Integrated Capital Management (ICM) Department is "to provide clean water which is fundamental to life and we strive to protect public health, property, and the environment." The Wastewater Management Department manages comprehensive programs to efficiently and effectively operate the collection system and treatment facility for the benefit of the citizens of Spokane and our



Environment. In general, capital projects are programmed through the ICM Department and funded through the Integrated Capital fund and utility revenue. Both departments are dedicated to utilizing sound financial and natural resource management practices through careful planning, condition assessments, asset management and continuing education.

## Contact Information

Wastewater Treatment Department:

Raylene Gennett, Director, 625-7901, [rgennett@spokanecity.org](mailto:rgennett@spokanecity.org)

Integrated Capital Management:

Katherine Miller, Director, 625-6338, [kemiller@spokanecity.org](mailto:kemiller@spokanecity.org)

Name	Title	Telephone	Email
Chris Peterschmidt	Principal Engineer	625-7803	<a href="mailto:cpeterschmidt@spokanecity.org">cpeterschmidt@spokanecity.org</a>
Fred Brown	Principal Engineer	625-6307	<a href="mailto:fbrown@spokanecity.org">fbrown@spokanecity.org</a>
Mike Coster	RPWRF Plant Manager	625-4640	<a href="mailto:mcoster@spokanecity.org">mcoster@spokanecity.org</a>
Mike Cannon	RPWRF Asst. Plant Manager	625-4642	<a href="mailto:mcannon@spokanecity.org">mcannon@spokanecity.org</a>
Marcia Davis	Principal Engineer ICM	625-6398	<a href="mailto:mdavis@spokanecity.org">mdavis@spokanecity.org</a>

## Services Provided

The City of Spokane's Wastewater Treatment Facility receives and treats combined sewage from the City's Sewer Collection System, Spokane County, and Fairchild Air Force Base (FAFB), as well as septage from private septic tank servicers.

The City of Spokane Wastewater Collection system consist of 865 miles of sanitary sewer lines, 377 miles of stormwater lines and 18,823 catch basins and drywells, and numerous swales and stormwater detention facilities. The City maintains three types of collection pipes: sanitary sewers only, combined sanitary and stormwater sewers and separated stormwater sewers. We have a comprehensive program to operate these systems for the benefit of the citizens and the environment.

## Background

Discharge Permits: The City's Wastewater Management Department complies with several discharge Permits. The Waste Discharge Permit issued by Ecology governs treated flow leaving the Riverside Park Water Reclamation Facility (RPWRF) and management of the City's Combined Sewer Overflow (CSO) system. Municipal separated storm sewer (MS4) discharges and land application of biosolids are managed in compliance with General permits, both issued by Ecology. Air emissions from RPWRF comply with a permit from the Spokane Regional Clean Air Agency. Numerous other regulations apply to various aspects of the collection, conveyance, and treatment of wastewater.

Dissolved Oxygen Total Maximum Daily Load (DO TMDL) Compliance: Washington State law requires the City's effluent meet Water Quality Standards (WQS) for the Spokane River. The current National Pollutant Discharge Elimination System (NPDES) Waste Discharge Permit No. WA-0024473 (Permit) was issued to the City by the Washington State Department of Ecology (Ecology) on June 23, 2011. Ecology has determined the TMDL for nutrients affecting DO in the Spokane River and Lake Spokane. These effluent limits for total phosphorus, ammonia, and carbonaceous biochemical oxygen demand are identified in the current Permit along with interim effluent limitations until a membrane facility is built. Lake Spokane's DO levels do not meet the WQS year-round and, beginning in 2021, meeting the TMDL requirements from March through October is expected to restore DO to an acceptable level. The renewal Permit currently being developed by Ecology will likely contain additional effluent limitations and requirements, especially regarding polychlorinated biphenyls (PCBs).

Riverside Park Water Reclamation Facility (RPWRF): Effluent discharged to the Spokane River must meet the requirements of RPWRF's Permit. RPWRF treats an average of 30 million gallons a day (MGD) of wastewater, with occasional peak flows over 130 MGD during heavy rain storms. This Permit requires implementing a membrane facility at RPWRF to provide tertiary treatment in addition to the current advanced secondary treatment. Consequently, an approximately \$200M capital program was recently completed which will significantly improve RPWRF's treatment capability with a membrane filtration.

## Level of Service Standard

The level of service (LOS) for sanitary sewage processing is 100 gallons per capita per day (GPCD). This means RPWRF must plan to accommodate 100 gallons of sanitary sewage per day for every person in its service area. Although individual citizens may generate more or less sanitary sewage, 100 GPCD is an accepted average used for planning purposes.

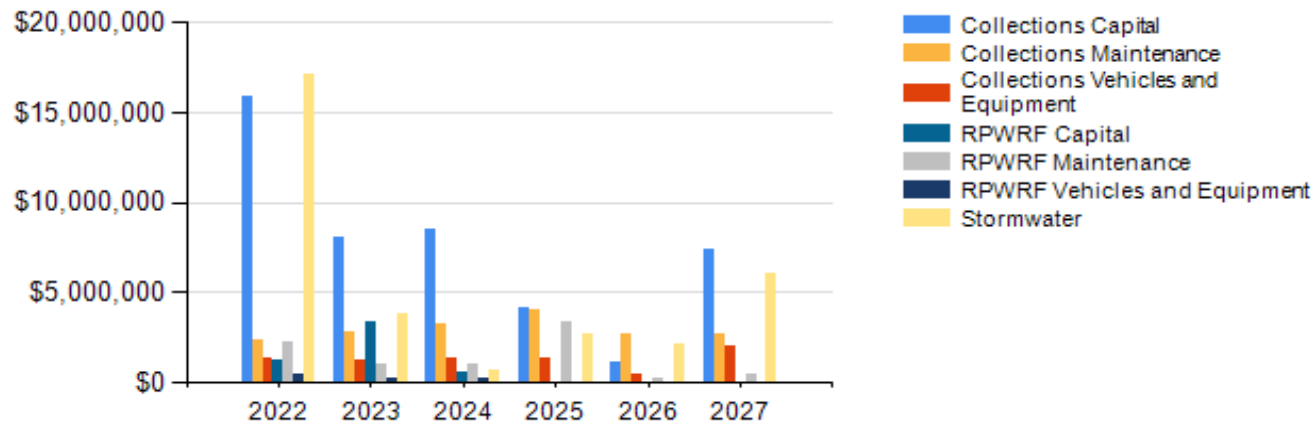
RPWRF has the capacity during dry weather to continually treat 50 million gallons per day (MGD) of regionally generated sanitary sewage. Via Interlocal Agreement, the City has allocated 10 MGD of treatment capacity to Spokane County and about one (1) MGD to FAFB.

We strive to provide excellent customer service 24 hours a day, 7 days a week, 365 days a year

# Spending by Category Summary

## Wastewater

Category	2022	2023	2024	2025	2026	2027	Total
Collections Capital	\$15,882,315	\$8,108,178	\$8,524,000	\$4,178,182	\$1,100,000	\$7,435,000	\$45,227,675
Collections Maintenance	\$2,400,000	\$2,755,000	\$3,235,000	\$4,080,000	\$2,710,000	\$2,680,000	\$17,860,000
Collections Vehicles and Equipment	\$1,375,000	\$1,225,000	\$1,380,000	\$1,320,000	\$490,000	\$2,000,000	\$7,790,000
RPWRF Capital	\$1,221,000	\$3,304,000	\$500,000	\$0	\$0	\$0	\$5,025,000
RPWRF Maintenance	\$2,260,000	\$950,000	\$1,020,000	\$3,365,000	\$270,000	\$410,000	\$8,275,000
RPWRF Vehicles and Equipment	\$455,000	\$225,000	\$180,000	\$0	\$0	\$0	\$860,000
Stormwater	\$17,165,133	\$3,760,000	\$675,000	\$2,634,000	\$2,152,000	\$5,988,000	\$32,374,133
<b>Total</b>	<b>\$40,758,448</b>	<b>\$20,327,178</b>	<b>\$15,514,000</b>	<b>\$15,577,182</b>	<b>\$6,722,000</b>	<b>\$18,513,000</b>	<b>\$117,411,808</b>



# Funding Summary by Project

## Wastewater

Collections Capital											
Project Name	Funding Source	To Date	2021	2022	2023	2024	2025	2026	2027	6 Year Estimate	Project Total
12th Avenue - Deer Heights to Flint	Private	\$0	\$0	\$0	\$0	\$95,000	\$950,000	\$0	\$0	\$1,045,000	\$1,045,000
	Total	\$0	\$0	\$0	\$0	\$95,000	\$950,000	\$0	\$0	\$1,045,000	\$1,045,000
4th Avenue, Sunset to Maple St, Sewer Replacement	Utility Rates-IC	\$0	\$0	\$0	\$0	\$25,000	\$230,000	\$5,000	\$0	\$260,000	\$260,000
	Total	\$0	\$0	\$0	\$0	\$25,000	\$230,000	\$5,000	\$0	\$260,000	\$260,000
Broadway Avenue, Cedar to Post Street, Sewer Replacement	Utility Rates-IC	\$0	\$0	\$0	\$0	\$29,000	\$250,000	\$0	\$0	\$279,000	\$279,000
	Total	\$0	\$0	\$0	\$0	\$29,000	\$250,000	\$0	\$0	\$279,000	\$279,000
Combined Sewer Overflow (CSO) Outfall Repair	Revenue Bond	\$11,724	\$0	\$0	\$0	\$0	\$0	\$0	\$0	\$0	\$11,724
	Utility Rates-IC	\$60,010	\$606,000	\$0	\$0	\$0	\$2,200,000	\$250,000	\$700,000	\$3,150,000	\$3,816,010
	Total	\$71,734	\$606,000	\$0	\$0	\$0	\$2,200,000	\$250,000	\$700,000	\$3,150,000	\$3,827,734
CSO Basin 34 Control Facility, Lee and Sprague	Loan-CWSRF	\$686,490	\$0	\$0	\$0	\$0	\$0	\$0	\$0	\$0	\$686,490
	Revenue Bond	\$3,842,653	\$0	\$0	\$0	\$0	\$0	\$0	\$0	\$0	\$3,842,653
	Utility Rates-IC	\$5,858,423	\$970,562	\$250,000	\$0	\$0	\$0	\$0	\$0	\$250,000	\$7,078,985
	Total	\$10,387,566	\$970,562	\$250,000	\$0	\$0	\$0	\$0	\$0	\$250,000	\$11,608,128
Desmet & Superior Sewer Replace Pipe Under R/R & Adj. Lines	Utility Rates-WWM Ops	\$5,000	\$0	\$0	\$20,000	\$750,000	\$0	\$0	\$0	\$770,000	\$775,000
	Total	\$5,000	\$0	\$0	\$20,000	\$750,000	\$0	\$0	\$0	\$770,000	\$775,000
Future Development Sewer Upgrades	Utility Rates-IC	\$0	\$0	\$250,000	\$250,000	\$250,000	\$250,000	\$250,000	\$250,000	\$1,500,000	\$1,500,000
	Total	\$0	\$0	\$250,000	\$250,000	\$250,000	\$250,000	\$250,000	\$250,000	\$1,500,000	\$1,500,000
Havana Street, Broadway to Sprague Avenue Sewer Upgrades	Utility Rates-IC	\$0	\$0	\$0	\$0	\$0	\$0	\$20,000	\$40,000	\$60,000	\$60,000
	Total	\$0	\$0	\$0	\$0	\$0	\$0	\$20,000	\$40,000	\$60,000	\$60,000
Mallon Avenue, Monroe to Howard St, Sewer Replacement	Utility Rates-IC	\$0	\$0	\$0	\$0	\$5,000	\$20,000	\$20,000	\$330,000	\$375,000	\$375,000
	Total	\$0	\$0	\$0	\$0	\$5,000	\$20,000	\$20,000	\$330,000	\$375,000	\$375,000

# Funding Summary by Project

## Wastewater

Collections Capital (continued)											
Project Name	Funding Source	To Date	2021	2022	2023	2024	2025	2026	2027	6 Year Estimate	Project Total
Marion Hay Intertie- Holland St and Everett Ave	Utility Rates-IC	\$81,086	\$600,000	\$4,100,000	\$1,523,178	\$0	\$0	\$0	\$0	\$5,623,178	\$6,304,264
	Total	\$81,086	\$600,000	\$4,100,000	\$1,523,178	\$0	\$0	\$0	\$0	\$5,623,178	\$6,304,264
Northeast Lift Station Forcemain	Utility Rates-IC	\$0	\$40,000	\$28,000	\$840,000	\$0	\$0	\$0	\$0	\$868,000	\$908,000
	Total	\$0	\$40,000	\$28,000	\$840,000	\$0	\$0	\$0	\$0	\$868,000	\$908,000
NSC - 2nd & 3rd Ave Sewer Reroute	Grant-WSDOT	\$0	\$0	\$75,000	\$1,050,000	\$150,000	\$0	\$0	\$0	\$1,275,000	\$1,275,000
	Utility Rates-IC	\$0	\$0	\$100,000	\$700,000	\$0	\$0	\$0	\$0	\$800,000	\$800,000
	Total	\$0	\$0	\$175,000	\$1,750,000	\$150,000	\$0	\$0	\$0	\$2,075,000	\$2,075,000
NSC - I-90 North Sewer Realignment	Grant-WSDOT	\$0	\$0	\$345,000	\$345,000	\$6,900,000	\$0	\$0	\$0	\$7,590,000	\$7,590,000
	Utility Rates-IC	\$0	\$0	\$50,000	\$400,000	\$0	\$0	\$0	\$0	\$450,000	\$450,000
	Total	\$0	\$0	\$395,000	\$745,000	\$6,900,000	\$0	\$0	\$0	\$8,040,000	\$8,040,000
NSC - Trent Interchange Storm and Sewer Reroute	Grant-WSDOT	\$0	\$0	\$100,000	\$700,000	\$0	\$0	\$0	\$0	\$800,000	\$800,000
	Utility Rates-IC	\$0	\$0	\$50,000	\$200,000	\$0	\$0	\$0	\$0	\$250,000	\$250,000
	Total	\$0	\$0	\$150,000	\$900,000	\$0	\$0	\$0	\$0	\$1,050,000	\$1,050,000
NSC Planning - Sprague Avenue to Spokane River	Grant-WSDOT	\$0	\$10,000	\$25,000	\$10,000	\$10,000	\$10,000	\$0	\$0	\$55,000	\$65,000
	Total	\$0	\$10,000	\$25,000	\$10,000	\$10,000	\$10,000	\$0	\$0	\$55,000	\$65,000
NSC Planning from Interstate 90 to Sprague Avenue	Grant-WSDOT	\$0	\$16,000	\$25,000	\$10,000	\$10,000	\$10,000	\$10,000	\$10,000	\$75,000	\$91,000
	Total	\$0	\$16,000	\$25,000	\$10,000	\$10,000	\$10,000	\$10,000	\$10,000	\$75,000	\$91,000
Post Street Bridge Rehabilitation	Loan-CWSRF	\$0	\$1,525,001	\$3,530,001	\$0	\$0	\$0	\$0	\$0	\$3,530,001	\$5,055,002
	Utility Rates-IC	\$4,241,040	\$3,306,155	\$3,014,000	\$0	\$0	\$0	\$0	\$0	\$3,014,000	\$10,561,195
	Total	\$4,241,040	\$4,831,156	\$6,544,001	\$0	\$0	\$0	\$0	\$0	\$6,544,001	\$15,616,197
Real Time Control Program	Utility Rates-IC	\$244,500	\$926,729	\$627,314	\$0	\$0	\$0	\$0	\$0	\$627,314	\$1,798,543
	Total	\$244,500	\$926,729	\$627,314	\$0	\$0	\$0	\$0	\$0	\$627,314	\$1,798,543

# Funding Summary by Project

## Wastewater

Collections Capital (continued)											
Project Name	Funding Source	To Date	2021	2022	2023	2024	2025	2026	2027	6 Year Estimate	Project Total
Rehabilitation of Combined Sewer Overflow (CSO) Facilities	Utility Rates-IC	\$0	\$100,000	\$0	\$1,100,000	\$0	\$0	\$0	\$0	\$1,100,000	\$1,200,000
	Total	\$0	\$100,000	\$0	\$1,100,000	\$0	\$0	\$0	\$0	\$1,100,000	\$1,200,000
Riverside Ave, Monroe St to Wall St, Sewer Replacement	Utility Rates-IC	\$0	\$0	\$0	\$0	\$0	\$107,000	\$400,000	\$100,000	\$607,000	\$607,000
	Total	\$0	\$0	\$0	\$0	\$0	\$107,000	\$400,000	\$100,000	\$607,000	\$607,000
Spokane Falls Blvd, Post to Division, Sewer Replacement	Utility Rates-IC	\$0	\$0	\$0	\$0	\$0	\$5,000	\$15,000	\$85,000	\$105,000	\$105,000
	Total	\$0	\$0	\$0	\$0	\$0	\$5,000	\$15,000	\$85,000	\$105,000	\$105,000
Sprague Avenue, Bernard to Scott, Sewer Replacement	Utility Rates-IC	\$418,696	\$141,095	\$1,000	\$0	\$0	\$0	\$0	\$0	\$1,000	\$560,791
	Total	\$418,696	\$141,095	\$1,000	\$0	\$0	\$0	\$0	\$0	\$1,000	\$560,791
Study - Sewer Capital Facility Plan	Loan-CWSRF	\$89,009	\$0	\$0	\$0	\$0	\$0	\$0	\$0	\$0	\$89,009
	Utility Rates-IC	\$0	\$100,000	\$200,000	\$200,000	\$300,000	\$0	\$0	\$0	\$700,000	\$800,000
	Total	\$89,009	\$100,000	\$200,000	\$200,000	\$300,000	\$0	\$0	\$0	\$700,000	\$889,009
Study - Water Reuse	Utility Rates-IC	\$3,818	\$0	\$0	\$0	\$0	\$146,182	\$130,000	\$0	\$276,182	\$280,000
	Total	\$3,818	\$0	\$0	\$0	\$0	\$146,182	\$130,000	\$0	\$276,182	\$280,000
Thor and Freya, Hartson to Sprague Avenue Sewer Upgrades	Utility Rates-IC	\$0	\$160,000	\$1,280,000	\$720,000	\$0	\$0	\$0	\$0	\$2,000,000	\$2,160,000
	Total	\$0	\$160,000	\$1,280,000	\$720,000	\$0	\$0	\$0	\$0	\$2,000,000	\$2,160,000
TJ Meenach, NW Blvd to Pettet Dr, Sewer Upgrade	Loan-CWSRF	\$0	\$0	\$954,000	\$0	\$0	\$0	\$0	\$0	\$954,000	\$954,000
	Utility Rates-IC	\$0	\$141,000	\$478,000	\$40,000	\$0	\$0	\$0	\$0	\$518,000	\$659,000
	Total	\$0	\$141,000	\$1,432,000	\$40,000	\$0	\$0	\$0	\$0	\$1,472,000	\$1,613,000
West Plains Sewer Lift Station	Private	\$0	\$0	\$0	\$0	\$0	\$0	\$0	\$5,000,000	\$5,000,000	\$5,000,000
	Utility Rates-IC	\$0	\$0	\$400,000	\$0	\$0	\$0	\$0	\$0	\$400,000	\$400,000
	Total	\$0	\$0	\$400,000	\$0	\$0	\$0	\$0	\$5,000,000	\$5,400,000	\$5,400,000

# Funding Summary by Project

## Wastewater

Collections Capital (continued)											
Project Name	Funding Source	To Date	2021	2022	2023	2024	2025	2026	2027	6 Year Estimate	Project Total
Whistalks Way Sewer Upgrades	Utility Rates-IC	\$0	\$0	\$0	\$0	\$0	\$0	\$0	\$920,000	\$920,000	\$920,000
	Total	\$0	\$0	\$0	\$0	\$0	\$0	\$0	\$920,000	\$920,000	\$920,000
Category Total		\$15,542,449	\$8,642,542	\$15,882,315	\$8,108,178	\$8,524,000	\$4,178,182	\$1,100,000	\$7,435,000	\$45,227,675	\$69,412,666

Collections Maintenance											
Project Name	Funding Source	To Date	2021	2022	2023	2024	2025	2026	2027	6 Year Estimate	Project Total
Bio-Infiltration System Rehabilitation	utilities Rates WWM	\$250,000	\$150,000	\$150,000	\$150,000	\$150,000	\$150,000	\$150,000	\$150,000	\$900,000	\$1,300,000
	Total	\$250,000	\$150,000	\$150,000	\$150,000	\$150,000	\$150,000	\$150,000	\$150,000	\$900,000	\$1,300,000
Citywide Ongoing Cure In Place Pipe (CIPP) Project	Utility Rates WWM	\$950,000	\$560,000	\$300,000	\$300,000	\$300,000	\$560,000	\$560,000	\$560,000	\$2,580,000	\$4,090,000
	Total	\$950,000	\$560,000	\$300,000	\$300,000	\$300,000	\$560,000	\$560,000	\$560,000	\$2,580,000	\$4,090,000
Inflow and Infiltration (I/I) Reduction/ Net Enviro. Benefit	Utility Rates WWM	\$850,000	\$460,000	\$300,000	\$300,000	\$510,000	\$510,000	\$510,000	\$510,000	\$2,640,000	\$3,950,000
	Total	\$850,000	\$460,000	\$300,000	\$300,000	\$510,000	\$510,000	\$510,000	\$510,000	\$2,640,000	\$3,950,000
Large Line Rehabilitation from Hydrogen Sulfide Damage	Utility Rates WWM	\$1,850,000	\$360,000	\$300,000	\$300,000	\$360,000	\$360,000	\$360,000	\$360,000	\$2,040,000	\$4,250,000
	Total	\$1,850,000	\$360,000	\$300,000	\$300,000	\$360,000	\$360,000	\$360,000	\$360,000	\$2,040,000	\$4,250,000
Lift Station Repair and Upgrade Fund	Utility Rates WWM	\$200,000	\$200,000	\$300,000	\$275,000	\$575,000	\$350,000	\$100,000	\$200,000	\$1,800,000	\$2,200,000
	Total	\$200,000	\$200,000	\$300,000	\$275,000	\$575,000	\$350,000	\$100,000	\$200,000	\$1,800,000	\$2,200,000
Meadow Glen Forcemain Replacement	Utility Rates WWM	\$0	\$0	\$30,000	\$300,000	\$0	\$0	\$0	\$0	\$330,000	\$330,000
	Total	\$0	\$0	\$30,000	\$300,000	\$0	\$0	\$0	\$0	\$330,000	\$330,000
Public Sewer Extensions	Utility Rates WWM	\$450,000	\$450,000	\$450,000	\$450,000	\$450,000	\$450,000	\$450,000	\$450,000	\$2,700,000	\$3,600,000
	Total	\$450,000	\$450,000	\$450,000	\$450,000	\$450,000	\$450,000	\$450,000	\$450,000	\$2,700,000	\$3,600,000
Regal - 42nd to 44th Sewer Replacement	Utility Rates WWM	\$0	\$0	\$0	\$0	\$230,000	\$0	\$0	\$0	\$230,000	\$230,000
	Total	\$0	\$0	\$0	\$0	\$230,000	\$0	\$0	\$0	\$230,000	\$230,000

# Funding Summary by Project

## Wastewater

Collections Maintenance (continued)											
Project Name	Funding Source	To Date	2021	2022	2023	2024	2025	2026	2027	6 Year Estimate	Project Total
Rehabilitation Project Fund	utilities WWM	\$410,000	\$270,000	\$350,000	\$270,000	\$350,000	\$270,000	\$350,000	\$270,000	\$1,860,000	\$2,540,000
	Total	\$410,000	\$270,000	\$350,000	\$270,000	\$350,000	\$270,000	\$350,000	\$270,000	\$1,860,000	\$2,540,000
Sewer Line Replacement	Utility Rates WWM	\$0	\$0	\$0	\$0	\$180,000	\$180,000	\$230,000	\$180,000	\$770,000	\$770,000
	Total	\$0	\$0	\$0	\$0	\$180,000	\$180,000	\$230,000	\$180,000	\$770,000	\$770,000
Sundance III Forcemain Replacement	Utility Rates WWM	\$30,000	\$10,000	\$180,000	\$0	\$0	\$0	\$0	\$0	\$180,000	\$220,000
	Total	\$30,000	\$10,000	\$180,000	\$0	\$0	\$0	\$0	\$0	\$180,000	\$220,000
Sundance IX Forcemain Replacement	Utility Rates WWM	\$0	\$0	\$40,000	\$410,000	\$0	\$0	\$0	\$0	\$450,000	\$450,000
	Total	\$0	\$0	\$40,000	\$410,000	\$0	\$0	\$0	\$0	\$450,000	\$450,000
Wind River Force Main Replacement	Utility Rates WWM	\$0	\$0	\$0	\$0	\$130,000	\$1,250,000	\$0	\$0	\$1,380,000	\$1,380,000
	Total	\$0	\$0	\$0	\$0	\$130,000	\$1,250,000	\$0	\$0	\$1,380,000	\$1,380,000
Category Total		\$4,990,000	\$2,460,000	\$2,400,000	\$2,755,000	\$3,235,000	\$4,080,000	\$2,710,000	\$2,680,000	\$17,860,000	\$25,310,000

Collections Vehicles and Equipment											
Project Name	Funding Source	To Date	2021	2022	2023	2024	2025	2026	2027	6 Year Estimate	Project Total
1 1-Ton Dump Truck 2023	utility rates-WWM	\$0	\$0	\$0	\$100,000	\$0	\$0	\$0	\$0	\$100,000	\$100,000
	Total	\$0	\$0	\$0	\$100,000	\$0	\$0	\$0	\$0	\$100,000	\$100,000
10 Yard Dump Truck 2027	utility rates-WWM	\$0	\$0	\$0	\$0	\$0	\$0	\$0	\$350,000	\$350,000	\$350,000
	Total	\$0	\$0	\$0	\$0	\$0	\$0	\$0	\$350,000	\$350,000	\$350,000
100 KW Generator 2024	utility rates-WWM	\$0	\$0	\$0	\$0	\$100,000	\$0	\$0	\$0	\$100,000	\$100,000
	Total	\$0	\$0	\$0	\$0	\$100,000	\$0	\$0	\$0	\$100,000	\$100,000
2 10-Yard Dump Trucks 2022	utility rates-WWM	\$0	\$0	\$650,000	\$0	\$0	\$0	\$0	\$0	\$650,000	\$650,000
	Total	\$0	\$0	\$650,000	\$0	\$0	\$0	\$0	\$0	\$650,000	\$650,000
2 Catch Basin Cleaners 2025	utility rates-WWM	\$0	\$0	\$0	\$0	\$0	\$1,000,000	\$0	\$0	\$1,000,000	\$1,000,000
	Total	\$0	\$0	\$0	\$0	\$0	\$1,000,000	\$0	\$0	\$1,000,000	\$1,000,000

# Funding Summary by Project

## Wastewater

Collections Vehicles and Equipment (continued)											
Project Name	Funding Source	To Date	2021	2022	2023	2024	2025	2026	2027	6 Year Estimate	Project Total
2 Combination Sewer Cleaner 2024	utility rates WWM	\$0	\$0	\$0	\$0	\$1,200,000	\$0	\$0	\$0	\$1,200,000	\$1,200,000
	Total	\$0	\$0	\$0	\$0	\$1,200,000	\$0	\$0	\$0	\$1,200,000	\$1,200,000
2 Mechanical Sewer Rodders 2026	utility rates WWM	\$0	\$0	\$0	\$0	\$0	\$0	\$0	\$700,000	\$700,000	\$700,000
	Total	\$0	\$0	\$0	\$0	\$0	\$0	\$0	\$700,000	\$700,000	\$700,000
8- F150 4x4 2023 - 2027	utility rates WWM	\$0	\$0	\$0	\$115,000	\$70,000	\$0	\$35,000	\$70,000	\$290,000	\$290,000
	Total	\$0	\$0	\$0	\$115,000	\$70,000	\$0	\$35,000	\$70,000	\$290,000	\$290,000
Catch Basin Cleaner 2027	utility rates-WWM	\$0	\$0	\$0	\$0	\$0	\$0	\$0	\$500,000	\$500,000	\$500,000
	Total	\$0	\$0	\$0	\$0	\$0	\$0	\$0	\$500,000	\$500,000	\$500,000
Closed Circuit Television Inspection Truck 2022	utility rates WWM	\$0	\$0	\$350,000	\$0	\$0	\$0	\$0	\$0	\$350,000	\$350,000
	Total	\$0	\$0	\$350,000	\$0	\$0	\$0	\$0	\$0	\$350,000	\$350,000
Closed Circuit Television Inspection Truck 2023	utility rates WWM	\$0	\$0	\$0	\$350,000	\$0	\$0	\$0	\$0	\$350,000	\$350,000
	Total	\$0	\$0	\$0	\$350,000	\$0	\$0	\$0	\$0	\$350,000	\$350,000
Closed Circuit Television Inspection Truck 2027	utility rates-WWM	\$0	\$0	\$0	\$0	\$0	\$0	\$0	\$350,000	\$350,000	\$350,000
	Total	\$0	\$0	\$0	\$0	\$0	\$0	\$0	\$350,000	\$350,000	\$350,000
Engineer Tech Equipment	Utility Rates WWM	\$0	\$0	\$0	\$100,000	\$0	\$0	\$0	\$0	\$100,000	\$100,000
	Total	\$0	\$0	\$0	\$100,000	\$0	\$0	\$0	\$0	\$100,000	\$100,000
Heavy Construction Equipment- Backhoe 2025	utility rates WWM	\$0	\$0	\$0	\$0	\$0	\$200,000	\$0	\$0	\$200,000	\$200,000
	Total	\$0	\$0	\$0	\$0	\$0	\$200,000	\$0	\$0	\$200,000	\$200,000
Heavy Construction Equipment- Loader 2023	utility rates WWM	\$0	\$0	\$0	\$250,000	\$0	\$0	\$0	\$0	\$250,000	\$250,000
	Total	\$0	\$0	\$0	\$250,000	\$0	\$0	\$0	\$0	\$250,000	\$250,000
Heavy Construction Van- 2023	utility rates WWM	\$0	\$0	\$0	\$300,000	\$0	\$0	\$0	\$0	\$300,000	\$300,000
	Total	\$0	\$0	\$0	\$300,000	\$0	\$0	\$0	\$0	\$300,000	\$300,000

# Funding Summary by Project

## Wastewater

Collections Vehicles and Equipment (continued)											
Project Name	Funding Source	To Date	2021	2022	2023	2024	2025	2026	2027	6 Year Estimate	Project Total
Heavy Construction Van-2026	utility rates WWM	\$0	\$0	\$0	\$0	\$0	\$0	\$300,000	\$0	\$300,000	\$300,000
	Total	\$0	\$0	\$0	\$0	\$0	\$0	\$300,000	\$0	\$300,000	\$300,000
Jet Rodder 2022	utility rates WWM	\$0	\$0	\$375,000	\$0	\$0	\$0	\$0	\$0	\$375,000	\$375,000
	Total	\$0	\$0	\$375,000	\$0	\$0	\$0	\$0	\$0	\$375,000	\$375,000
Skidsteer - 2026	utility rates WWM	\$0	\$0	\$0	\$0	\$0	\$0	\$125,000	\$0	\$125,000	\$125,000
	Total	\$0	\$0	\$0	\$0	\$0	\$0	\$125,000	\$0	\$125,000	\$125,000
WWC SCADA Equipment Upgrades	Utility Rates WWM	\$0	\$0	\$0	\$10,000	\$10,000	\$120,000	\$30,000	\$30,000	\$200,000	\$200,000
	Total	\$0	\$0	\$0	\$10,000	\$10,000	\$120,000	\$30,000	\$30,000	\$200,000	\$200,000
Category Total		\$0	\$0	\$1,375,000	\$1,225,000	\$1,380,000	\$1,320,000	\$490,000	\$2,000,000	\$7,790,000	\$7,790,000

RPWRF Capital											
Project Name	Funding Source	To Date	2021	2022	2023	2024	2025	2026	2027	6 Year Estimate	Project Total
Aubrey L White Parkway Reconstruction	Utility Rates-IC	\$0	\$0	\$1,180,000	\$1,070,000	\$0	\$0	\$0	\$0	\$2,250,000	\$2,250,000
	Total	\$0	\$0	\$1,180,000	\$1,070,000	\$0	\$0	\$0	\$0	\$2,250,000	\$2,250,000
Francis and Assembly Lift Station Improvements	Utility Rates-IC	\$0	\$0	\$16,000	\$184,000	\$0	\$0	\$0	\$0	\$200,000	\$200,000
	Total	\$0	\$0	\$16,000	\$184,000	\$0	\$0	\$0	\$0	\$200,000	\$200,000
Headworks Building and Grit Chambers Odor Control System	Utility Rates-RPWRF Ops	\$0	\$0	\$0	\$2,000,000	\$0	\$0	\$0	\$0	\$2,000,000	\$2,000,000
	Total	\$0	\$0	\$0	\$2,000,000	\$0	\$0	\$0	\$0	\$2,000,000	\$2,000,000
Study - Lift Station Assessment	Utility Rates-IC	\$0	\$690,000	\$25,000	\$0	\$0	\$0	\$0	\$0	\$25,000	\$715,000
	Total	\$0	\$690,000	\$25,000	\$0	\$0	\$0	\$0	\$0	\$25,000	\$715,000
Wind River Lift Station Improvements	Utility Rates-RPWRF Ops	\$0	\$0	\$0	\$50,000	\$500,000	\$0	\$0	\$0	\$550,000	\$550,000
	Total	\$0	\$0	\$0	\$50,000	\$500,000	\$0	\$0	\$0	\$550,000	\$550,000
Category Total		\$0	\$690,000	\$1,221,000	\$3,304,000	\$500,000	\$0	\$0	\$0	\$5,025,000	\$5,715,000

# Funding Summary by Project

## Wastewater

RPWRF Maintenance											
Project Name	Funding Source	To Date	2021	2022	2023	2024	2025	2026	2027	6 Year Estimate	Project Total
Air Handling Units Supply and Exhaust (non-occupied)	Utility Rates-RPWRF Ops	\$150,000	\$150,000	\$150,000	\$150,000	\$150,000	\$150,000	\$150,000	\$150,000	\$900,000	\$1,200,000
	Total	\$150,000	\$150,000	\$150,000	\$150,000	\$150,000	\$150,000	\$150,000	\$150,000	\$900,000	\$1,200,000
Biofilter Media Replacement	Utility Rates-RPWRF Ops	\$100,000	\$100,000	\$0	\$0	\$0	\$0	\$120,000	\$120,000	\$240,000	\$440,000
	Total	\$100,000	\$100,000	\$0	\$0	\$0	\$0	\$120,000	\$120,000	\$240,000	\$440,000
Boiler Burners and Controls	Utility Rates-RPWRF Ops	\$0	\$155,000	\$80,000	\$80,000	\$0	\$0	\$0	\$0	\$160,000	\$315,000
	Total	\$0	\$155,000	\$80,000	\$80,000	\$0	\$0	\$0	\$0	\$160,000	\$315,000
Chemical Storage Building Alum Piping Modification	Utility Rates-RPWRF Ops	\$0	\$0	\$100,000	\$0	\$0	\$0	\$0	\$0	\$100,000	\$100,000
	Total	\$0	\$0	\$100,000	\$0	\$0	\$0	\$0	\$0	\$100,000	\$100,000
Clarke Lift Station Maintenance and Repairs	Utility Rates-RPWRF Ops	\$0	\$100,000	\$250,000	\$0	\$0	\$0	\$0	\$0	\$250,000	\$350,000
	Total	\$0	\$100,000	\$250,000	\$0	\$0	\$0	\$0	\$0	\$250,000	\$350,000
Critical Digester Expansion Joint Replacement	Utility Rates-RPWRF Ops	\$500,000	\$0	\$0	\$500,000	\$0	\$0	\$0	\$0	\$500,000	\$1,000,000
	Total	\$500,000	\$0	\$0	\$500,000	\$0	\$0	\$0	\$0	\$500,000	\$1,000,000
Emergency Overflow Modifications for Digesters 4 and 5	Utility Rates-RPWRF Ops	\$0	\$0	\$1,000,000	\$0	\$0	\$0	\$0	\$0	\$1,000,000	\$1,000,000
	Total	\$0	\$0	\$1,000,000	\$0	\$0	\$0	\$0	\$0	\$1,000,000	\$1,000,000
ICP (Inductively Coupled Plasma Mass Spectrometry)	Utility Rates-RPWRF Ops	\$0	\$0	\$0	\$100,000	\$0	\$0	\$0	\$0	\$100,000	\$100,000
	Total	\$0	\$0	\$0	\$100,000	\$0	\$0	\$0	\$0	\$100,000	\$100,000
Maintenance/Warehouse HVAC Access Stairs	Utility Rates-RPWRF Ops	\$0	\$0	\$80,000	\$0	\$0	\$0	\$0	\$0	\$80,000	\$80,000
	Total	\$0	\$0	\$80,000	\$0	\$0	\$0	\$0	\$0	\$80,000	\$80,000
Perforated Plate Replacement	Utility Rates-RPWRF Ops	\$0	\$300,000	\$0	\$0	\$300,000	\$0	\$0	\$0	\$300,000	\$600,000
	Total	\$0	\$300,000	\$0	\$0	\$300,000	\$0	\$0	\$0	\$300,000	\$600,000

# Funding Summary by Project

## Wastewater

RPWRF Maintenance (continued)											
Project Name	Funding Source	To Date	2021	2022	2023	2024	2025	2026	2027	6 Year Estimate	Project Total
Plant-wide Supply Fan Upgrade/Replacement (Occupied Spaces)	Utility Rates-RPWRF Ops	\$120,000	\$120,000	\$120,000	\$120,000	\$120,000	\$0	\$0	\$0	\$360,000	\$600,000
	Total	\$120,000	\$120,000	\$120,000	\$120,000	\$120,000	\$0	\$0	\$0	\$360,000	\$600,000
Seal Discrete Auto-analyzer	Utility Rates-RPWRF Ops	\$0	\$0	\$70,000	\$0	\$0	\$0	\$0	\$0	\$70,000	\$70,000
	Total	\$0	\$0	\$70,000	\$0	\$0	\$0	\$0	\$0	\$70,000	\$70,000
Serpentex Biosolids Conveyor Rebuild	Utility Rates-RPWRF Ops	\$205,000	\$0	\$80,000	\$0	\$0	\$215,000	\$0	\$0	\$295,000	\$500,000
	Total	\$205,000	\$0	\$80,000	\$0	\$0	\$215,000	\$0	\$0	\$295,000	\$500,000
Silo Digester No. 3 Mixing System	Utility Rates-RPWRF Ops	\$0	\$0	\$0	\$0	\$450,000	\$3,000,000	\$0	\$0	\$3,450,000	\$3,450,000
	Total	\$0	\$0	\$0	\$0	\$450,000	\$3,000,000	\$0	\$0	\$3,450,000	\$3,450,000
Silo Digester No. 3 Roof Walkway	Utility Rates-RPWRF Ops	\$0	\$0	\$200,000	\$0	\$0	\$0	\$0	\$0	\$200,000	\$200,000
	Total	\$0	\$0	\$200,000	\$0	\$0	\$0	\$0	\$0	\$200,000	\$200,000
Turblex Blower Service	Utility Rates-RPWRF Ops	\$0	\$0	\$130,000	\$0	\$0	\$0	\$0	\$140,000	\$270,000	\$270,000
	Total	\$0	\$0	\$130,000	\$0	\$0	\$0	\$0	\$140,000	\$270,000	\$270,000
Category Total		\$1,075,000	\$925,000	\$2,260,000	\$950,000	\$1,020,000	\$3,365,000	\$270,000	\$410,000	\$8,275,000	\$10,275,000

RPWRF Vehicles and Equipment											
Project Name	Funding Source	To Date	2021	2022	2023	2024	2025	2026	2027	6 Year Estimate	Project Total
Biosolids Front End Loader	Utility Rates-RPWRF Ops	\$0	\$0	\$0	\$225,000	\$0	\$0	\$0	\$0	\$225,000	\$225,000
	Total	\$0	\$0	\$0	\$225,000	\$0	\$0	\$0	\$0	\$225,000	\$225,000
Biosolids Hauling Trucks (Dump)	Utility Rates-RPWRF Ops	\$225,000	\$0	\$275,000	\$0	\$0	\$0	\$0	\$0	\$275,000	\$500,000
	Total	\$225,000	\$0	\$275,000	\$0	\$0	\$0	\$0	\$0	\$275,000	\$500,000
Biosolids Tractor	Utility Rates-RPWRF Ops	\$0	\$0	\$180,000	\$0	\$180,000	\$0	\$0	\$0	\$360,000	\$360,000
	Total	\$0	\$0	\$180,000	\$0	\$180,000	\$0	\$0	\$0	\$360,000	\$360,000
Category Total		\$225,000	\$0	\$455,000	\$225,000	\$180,000	\$0	\$0	\$0	\$860,000	\$1,085,000

# Funding Summary by Project

## Wastewater

Stormwater											
Project Name	Funding Source	To Date	2021	2022	2023	2024	2025	2026	2027	6 Year Estimate	Project Total
4th Avenue, Sunset to Maple, Bioretention	Utility Rates-IC	\$0	\$0	\$0	\$0	\$40,000	\$400,000	\$0	\$0	\$440,000	\$440,000
	Total	\$0	\$0	\$0	\$0	\$40,000	\$400,000	\$0	\$0	\$440,000	\$440,000
Broadway, Cedar to Post, Stormwater Separation	Utility Rates-IC	\$0	\$0	\$0	\$10,000	\$100,000	\$1,500,000	\$0	\$0	\$1,610,000	\$1,610,000
	Total	\$0	\$0	\$0	\$10,000	\$100,000	\$1,500,000	\$0	\$0	\$1,610,000	\$1,610,000
Cochran Basin Conveyance Pipeline, TJ Meenach to Downriver	Grant-SFAP	\$135,847	\$2,670,000	\$1,440,000	\$0	\$0	\$0	\$0	\$0	\$1,440,000	\$4,245,847
	Utility Rates-IC	\$9,216	\$890,000	\$2,919,153	\$0	\$0	\$0	\$0	\$0	\$2,919,153	\$3,818,369
	Total	\$145,063	\$3,560,000	\$4,359,153	\$0	\$0	\$0	\$0	\$0	\$4,359,153	\$8,064,216
Cochran Basin Lift Station and Control Facility	Grant-SFAP	\$0	\$0	\$3,024,750	\$1,975,250	\$0	\$0	\$0	\$0	\$5,000,000	\$5,000,000
	Utility Rates-IC	\$0	\$100,000	\$1,008,250	\$524,750	\$0	\$0	\$0	\$0	\$1,533,000	\$1,633,000
	Total	\$0	\$100,000	\$4,033,000	\$2,500,000	\$0	\$0	\$0	\$0	\$6,533,000	\$6,633,000
Cochran Basin Stormwater Piping, TJ Meenach-River to NW Blvd	Grant-SFAP	\$0	\$80,000	\$0	\$0	\$0	\$0	\$0	\$0	\$0	\$80,000
	Grant-SFAP	\$0	\$0	\$2,863,037	\$0	\$0	\$0	\$0	\$0	\$2,863,037	\$2,863,037
	Utility Rates-IC	\$3,963	\$235,000	\$0	\$0	\$0	\$0	\$0	\$0	\$0	\$238,963
	Total	\$3,963	\$315,000	\$2,863,037	\$0	\$0	\$0	\$0	\$0	\$2,863,037	\$3,182,000
Cochran Basin Treatment Facility-Downriver Boat Launch	Grant-SFAP	\$22,389	\$125,850	\$1,640,108	\$0	\$0	\$0	\$0	\$0	\$1,640,108	\$1,788,347
	Utility Rates-IC	\$0	\$41,950	\$546,703	\$0	\$0	\$0	\$0	\$0	\$546,703	\$588,653
	Total	\$22,389	\$167,800	\$2,186,811	\$0	\$0	\$0	\$0	\$0	\$2,186,811	\$2,377,000
Cochran Basin Treatment Facility-Downriver Disc Golf Course	Grant-SFAP	\$0	\$2,152,500	\$0	\$0	\$0	\$0	\$0	\$0	\$0	\$2,152,500
	Utility Rates-IC	\$40,011	\$909,820	\$15,000	\$0	\$0	\$0	\$0	\$0	\$15,000	\$964,831
	Total	\$40,011	\$3,062,320	\$15,000	\$0	\$0	\$0	\$0	\$0	\$15,000	\$3,117,331
Combined Sewer Overflow (CSO) 25 Swale Rehabilitation	Utility Rates-IC	\$0	\$0	\$0	\$200,000	\$0	\$0	\$0	\$0	\$200,000	\$200,000
	Total	\$0	\$0	\$0	\$200,000	\$0	\$0	\$0	\$0	\$200,000	\$200,000
Drywell Rehabilitation in Wellhead Protection Zones	Grant-SFAP	\$0	\$0	\$0	\$0	\$0	\$150,000	\$750,000	\$750,000	\$1,650,000	\$1,650,000
	Utility Rates-IC	\$0	\$0	\$0	\$0	\$0	\$50,000	\$250,000	\$250,000	\$550,000	\$550,000
	Total	\$0	\$0	\$0	\$0	\$0	\$200,000	\$1,000,000	\$1,000,000	\$2,200,000	\$2,200,000

# Funding Summary by Project

## Wastewater

Stormwater (continued)											
Project Name	Funding Source	To Date	2021	2022	2023	2024	2025	2026	2027	6 Year Estimate	Project Total
Havana Street, Sprague to Broadway Separation	Utility Rates-IC	\$0	\$0	\$0	\$0	\$0	\$0	\$25,000	\$25,000	\$50,000	\$50,000
	Total	\$0	\$0	\$0	\$0	\$0	\$0	\$25,000	\$25,000	\$50,000	\$50,000
Main Avenue Stormwater, Wall to Browne	Utility Rates-IC	\$0	\$0	\$0	\$0	\$40,000	\$0	\$120,000	\$1,200,000	\$1,360,000	\$1,360,000
	Total	\$0	\$0	\$0	\$0	\$40,000	\$0	\$120,000	\$1,200,000	\$1,360,000	\$1,360,000
Mallon Avenue, Monroe to Howard, Stormwater Management	Grant-SFAP	\$0	\$0	\$0	\$0	\$0	\$22,500	\$22,500	\$480,000	\$525,000	\$525,000
	Utility Rates-IC	\$0	\$0	\$0	\$0	\$5,000	\$7,500	\$7,500	\$120,000	\$140,000	\$140,000
	Total	\$0	\$0	\$0	\$0	\$5,000	\$30,000	\$30,000	\$600,000	\$665,000	\$665,000
Napa Street, Sprague to 2nd Stormwater	Grant-IC	\$0	\$0	\$0	\$0	\$0	\$0	\$125,000	\$0	\$125,000	\$125,000
	Utility Rates-IC	\$0	\$0	\$0	\$0	\$0	\$50,000	\$375,000	\$0	\$425,000	\$425,000
	Total	\$0	\$0	\$0	\$0	\$0	\$50,000	\$500,000	\$0	\$550,000	\$550,000
NSC - Greene Basin Storm Improvements	Grant-WSDOT	\$0	\$0	\$50,000	\$150,000	\$150,000	\$0	\$0	\$0	\$350,000	\$350,000
	Total	\$0	\$0	\$50,000	\$150,000	\$150,000	\$0	\$0	\$0	\$350,000	\$350,000
NSC - Trent Interchange Water, Storm and Sewer Reroute	Grant-WSDOT	\$0	\$0	\$50,000	\$350,000	\$0	\$0	\$0	\$0	\$400,000	\$400,000
	Total	\$0	\$0	\$50,000	\$350,000	\$0	\$0	\$0	\$0	\$400,000	\$400,000
NSC Planning - Interstate 90 to Sprague Avenue	Grant-WSDOT	\$10,000	\$8,000	\$5,000	\$5,000	\$5,000	\$5,000	\$5,000	\$0	\$25,000	\$43,000
	Total	\$10,000	\$8,000	\$5,000	\$5,000	\$5,000	\$5,000	\$5,000	\$0	\$25,000	\$43,000
Peaceful Valley Stormwater Separation	Grant-SFAP	\$340,153	\$500,195	\$0	\$0	\$0	\$0	\$0	\$0	\$0	\$840,348
	Utility Rates-IC	\$113,384	\$995,363	\$22,132	\$0	\$0	\$0	\$0	\$0	\$22,132	\$1,130,879
	Total	\$453,537	\$1,495,558	\$22,132	\$0	\$0	\$0	\$0	\$0	\$22,132	\$1,971,227
South Gorge Trail Stormwater Project	Utility Rates-IC	\$682,683	\$651,886	\$5,000	\$0	\$0	\$0	\$0	\$0	\$5,000	\$1,339,569
	Total	\$682,683	\$651,886	\$5,000	\$0	\$0	\$0	\$0	\$0	\$5,000	\$1,339,569
Spokane Falls Blvd, Post to Division	Grant-SFAP	\$0	\$0	\$0	\$0	\$0	\$0	\$30,000	\$30,000	\$60,000	\$60,000
	Utility Rates-IC	\$0	\$0	\$0	\$0	\$60,000	\$0	\$10,000	\$10,000	\$80,000	\$80,000
	Total	\$0	\$0	\$0	\$0	\$60,000	\$0	\$40,000	\$40,000	\$140,000	\$140,000

# Funding Summary by Project

## Wastewater

Stormwater (continued)											
Project Name	Funding Source	To Date	2021	2022	2023	2024	2025	2026	2027	6 Year Estimate	Project Total
Sprague Avenue Stormwater, Bernard to Scott	Utility Rates-IC	\$386,621	\$1,695,029	\$5,000	\$0	\$0	\$0	\$0	\$0	\$5,000	\$2,086,650
	Total	\$386,621	\$1,695,029	\$5,000	\$0	\$0	\$0	\$0	\$0	\$5,000	\$2,086,650
Study - Downtown Stormwater Relief Phase 2	Utility Rates-IC	\$0	\$0	\$0	\$75,000	\$75,000	\$0	\$0	\$0	\$150,000	\$150,000
	Total	\$0	\$0	\$0	\$75,000	\$75,000	\$0	\$0	\$0	\$150,000	\$150,000
Study - Indian Trail Stormwater	Utility Rates-IC	\$0	\$40,000	\$240,000	\$20,000	\$0	\$0	\$0	\$0	\$260,000	\$300,000
	Total	\$0	\$40,000	\$240,000	\$20,000	\$0	\$0	\$0	\$0	\$260,000	\$300,000
Study - Northeast Stormwater	Utility Rates-IC	\$0	\$60,000	\$300,000	\$50,000	\$0	\$0	\$0	\$0	\$350,000	\$410,000
	Total	\$0	\$60,000	\$300,000	\$50,000	\$0	\$0	\$0	\$0	\$350,000	\$410,000
Study - Northwest Spokane Stormwater	Utility Rates-IC	\$14,823	\$243,500	\$5,000	\$0	\$0	\$0	\$0	\$0	\$5,000	\$263,323
	Total	\$14,823	\$243,500	\$5,000	\$0	\$0	\$0	\$0	\$0	\$5,000	\$263,323
Study - Stormwater Capital Facility Plan	Utility Rates-IC	\$96,738	\$1,152,243	\$250,000	\$350,000	\$150,000	\$0	\$0	\$0	\$750,000	\$1,998,981
	Total	\$96,738	\$1,152,243	\$250,000	\$350,000	\$150,000	\$0	\$0	\$0	\$750,000	\$1,998,981
Sunset Blvd Bike Path, Deer Heights to Royal	Utility Rates-IC	\$0	\$0	\$0	\$0	\$0	\$399,000	\$0	\$0	\$399,000	\$399,000
	Total	\$0	\$0	\$0	\$0	\$0	\$399,000	\$0	\$0	\$399,000	\$399,000
Underground Injection Control (UIC) Regulation Compliance	Utility Rates-IC	\$50,000	\$50,000	\$50,000	\$50,000	\$50,000	\$50,000	\$50,000	\$50,000	\$300,000	\$400,000
	Total	\$50,000	\$50,000	\$50,000	\$50,000	\$50,000	\$50,000	\$50,000	\$50,000	\$300,000	\$400,000
Washington Basin Stormwater Project (Knox and Montgomery)	Grant-SFAP	\$0	\$210,000	\$1,541,750	\$0	\$0	\$0	\$0	\$0	\$1,541,750	\$1,751,750
	Utility Rates-IC	\$48,390	\$20,000	\$1,183,250	\$0	\$0	\$0	\$0	\$0	\$1,183,250	\$1,251,640
	Total	\$48,390	\$230,000	\$2,725,000	\$0	\$0	\$0	\$0	\$0	\$2,725,000	\$3,003,390
Washington Basin Stormwater Separation	Grant-SFAP	\$0	\$0	\$0	\$0	\$0	\$0	\$225,000	\$2,250,000	\$2,475,000	\$2,475,000
	Utility Rates-IC	\$0	\$0	\$0	\$0	\$0	\$0	\$75,000	\$750,000	\$825,000	\$825,000
	Total	\$0	\$0	\$0	\$0	\$0	\$0	\$300,000	\$3,000,000	\$3,300,000	\$3,300,000

# Funding Summary by Project

## Wastewater

Stormwater (continued)											
Project Name	Funding Source	To Date	2021	2022	2023	2024	2025	2026	2027	6 Year Estimate	Project Total
Whistalks Way Stormwater Management	Grant-SFAP	\$0	\$0	\$0	\$0	\$0	\$0	\$0	\$0	\$0	\$0
	Utility Rates-IC	\$0	\$0	\$0	\$0	\$0	\$0	\$82,000	\$73,000	\$155,000	\$155,000
	Total	\$0	\$0	\$0	\$0	\$0	\$0	\$82,000	\$73,000	\$155,000	\$155,000
WSDOT I-90 Stormwater Separation	Grant-WSDOT	\$0	\$249,000	\$1,000	\$0	\$0	\$0	\$0	\$0	\$1,000	\$250,000
	Utility Rates-IC	\$24,613	\$0	\$0	\$0	\$0	\$0	\$0	\$0	\$0	\$24,613
	Total	\$24,613	\$249,000	\$1,000	\$0	\$0	\$0	\$0	\$0	\$1,000	\$274,613
Category Total		\$1,978,831	\$13,080,336	\$17,165,133	\$3,760,000	\$675,000	\$2,634,000	\$2,152,000	\$5,988,000	\$32,374,133	\$47,433,300
Department Total		\$23,811,280	\$25,797,878	\$40,758,448	\$20,327,178	\$15,514,000	\$15,577,182	\$6,722,000	\$18,513,000	\$117,411,808	\$167,020,966
Percent Funded				100%	100%	100%	98%	80%	66%	93%	

# Funding Summary by Department

## Wastewater

Funding Source	To Date	2021	2022	2023	2024	2025	2026	2027	6 Year Estimate	Funding Total
Grant-IC	\$0	\$0	\$0	\$0	\$0	\$0	\$125,000	\$0	\$125,000	\$125,000
Grant-SFAP	\$498,389	\$5,738,545	\$10,509,645	\$1,975,250	\$0	\$172,500	\$1,027,500	\$3,510,000	\$17,194,895	\$20,000,742
Grant-WSDOT	\$10,000	\$283,000	\$676,000	\$2,620,000	\$7,225,000	\$25,000	\$15,000	\$10,000	\$10,571,000	\$10,587,000
Loan-CWSRF	\$775,499	\$1,525,001	\$4,484,001	\$0	\$0	\$0	\$0	\$0	\$4,484,001	\$5,170,491
Private	\$0	\$0	\$0	\$0	\$95,000	\$950,000	\$0	\$5,000,000	\$6,045,000	\$6,045,000
Revenue Bond	\$3,854,377	\$0	\$0	\$0	\$0	\$0	\$0	\$0	\$0	\$3,842,653
utilities Rates WWM	\$250,000	\$150,000	\$150,000	\$150,000	\$150,000	\$150,000	\$150,000	\$150,000	\$900,000	\$1,300,000
utilities WWM	\$410,000	\$270,000	\$350,000	\$270,000	\$350,000	\$270,000	\$350,000	\$270,000	\$1,860,000	\$2,540,000
Utility Rates WWM	\$4,330,000	\$2,040,000	\$2,625,000	\$3,460,000	\$4,015,000	\$3,980,000	\$2,700,000	\$3,060,000	\$19,840,000	\$21,350,000
Utility Rates-IC	\$12,378,015	\$14,866,332	\$18,598,802	\$8,506,928	\$1,129,000	\$5,664,682	\$2,084,500	\$4,903,000	\$40,886,912	\$40,886,912
Utility Rates-RPWRF Ops	\$1,300,000	\$925,000	\$2,715,000	\$3,225,000	\$1,700,000	\$3,365,000	\$270,000	\$410,000	\$11,685,000	\$11,685,000
utility rates-WWM	\$0	\$0	\$650,000	\$100,000	\$100,000	\$1,000,000	\$0	\$1,200,000	\$3,050,000	\$3,050,000
Utility Rates-WWM Ops	\$5,000	\$0	\$0	\$20,000	\$750,000	\$0	\$0	\$0	\$770,000	\$775,000
Department Total	\$23,811,280	\$25,797,878	\$40,758,448	\$20,327,178	\$15,514,000	\$15,577,182	\$6,722,000	\$18,513,000	\$117,411,808	\$167,020,966

# Wastewater Management Department Project Reports

---

# Wastewater 2022 - 2027

## Downtown Projects

WWM-2013-138  
WWM-2015-72  
WWM-2017-48  
WWM-2017-50  
WWM-2018-51  
WWM-2018-53  
WWM-2018-54  
WWM-2018-60  
WWM-2018-70  
WWM-2018-71  
WWM-2018-74  
WWM-2018-75  
WWM-2018-86  
WWM-2018-127  
WWM-2020-45

## Water Reclamation Facility (Not Pictured)

WWM-2012-354  
WWM-2012-400  
WWM-2015-111  
WWM-2016-119  
WWM-2016-121  
WWM-2016-122  
WWM-2016-125  
WWM-2016-127  
WWM-2016-130  
WWM-2017-43  
WWM-2017-46  
WWM-2018-110  
WWM-2019-56  
WWM-2019-67  
WWM-2019-71  
WWM-2020-73  
WWM-2020-74  
WWM-2020-75  
WWM-2021-37  
WWM-2021-72  
WWM-2021-83  
WWM-2021-84

## WWM Main Office (not pictured)

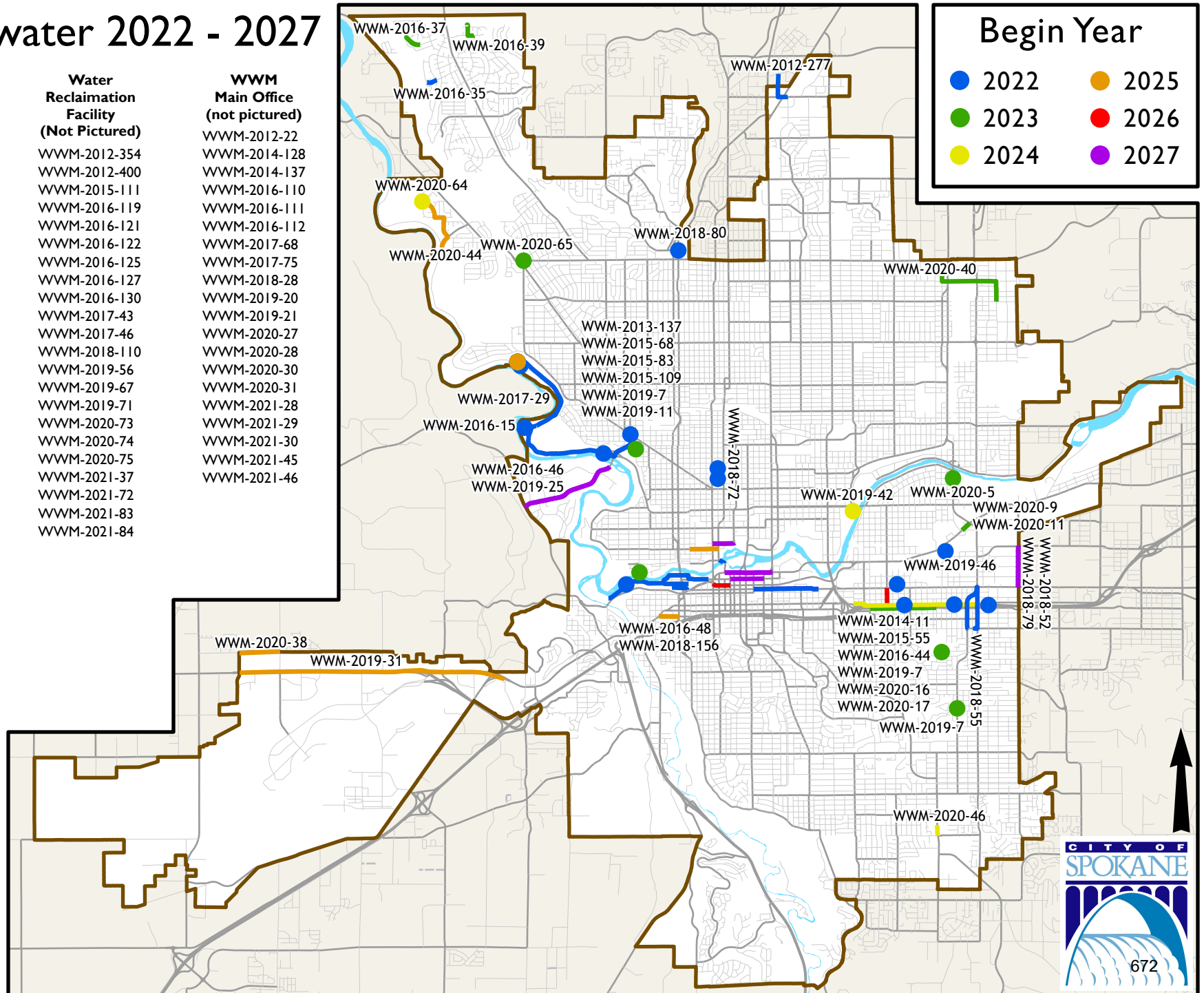
WWM-2012-22  
WWM-2014-128  
WWM-2014-137  
WWM-2016-110  
WWM-2016-111  
WWM-2016-112  
WWM-2017-68  
WWM-2017-75  
WWM-2018-28  
WWM-2019-20  
WWM-2019-21  
WWM-2020-27  
WWM-2020-28  
WWM-2020-30  
WWM-2020-31  
WWM-2021-28  
WWM-2021-29  
WWM-2021-30  
WWM-2021-45  
WWM-2021-46

## City Wide Projects (not pictured)

WWM-2012-4  
WWM-2012-11  
WWM-2012-13  
WWM-2012-276  
WWM-2014-33  
WWM-2014-96  
WWM-2014-113  
WWM-2016-41  
WWM-2016-58  
WWM-2018-73  
WWM-2019-8  
WWM-2019-9  
WWM-2019-29  
WWM-2019-44  
WWM-2020-39  
WWM-2021-11  
WWM-2021-15  
WWM-2021-17  
WWM-2021-18

## Begin Year

● 2022	● 2025
● 2023	● 2026
● 2024	● 2027



Wastewater/Collections Capital

12th Avenue - Deer Heights to Flint

WWM-2020-38

Executive Summary

The project will construct a 12-inch sewer line in 12th Avenue between Deer Height and Flint Roads. This is an integrated project.

Project Justification

This project is necessary to provide sewer service to proposed development on 12th Avenue and future developments north of 12th Avenue.

*This project meets the following comprehensive plan goals and/or policies:*

CFU 3.3 - Utilities Coordination. The project coordinates utility installations with the larger project.

Location

Other Location

The project will be located on 12th Avenue between Deer Heights and Flint roads.

Project Status

Active

Design is scheduled to begin in 2024 and Construction will begin in 2025.

External Factors

Development on 12th Avenue could affect the timing of this project.

Maintenance

*Maintenance of capital facilities, buildings and infrastructure has an impact on a Department’s operating budget, and thus routine maintenance costs for new and ongoing projects are identified in the table below.*

	2022	2023	2024	2025	2026	2027	Total
Expected Annual Maintenance	\$0	\$0	\$0	\$0	\$0	\$0	\$0

Maintenance Comments

Wastewater/Collections Capital

12th Avenue - Deer Heights to Flint

WWM-2020-38

Spending

Project Phase	Prior Spending	2021	Estimated Spending							Total
			2022	2023	2024	2025	2026	2027	6 Year Total	
Construction	\$0	\$0	\$0	\$0	\$0	\$950,000	\$0	\$0	\$950,000	\$950,000
Design	\$0	\$0	\$0	\$0	\$95,000	\$0	\$0	\$0	\$95,000	\$95,000
Total	\$0	\$0	\$0	\$0	\$95,000	\$950,000	\$0	\$0	\$1,045,000	\$1,045,000

Funding

Funding Name	Source	Status*	Prior Funding	2021	Estimated Funding							Total
					2022	2023	2024	2025	2026	2027	6 Year Total	
Private	Private	Funded	\$0	\$0	\$0	\$0	\$95,000	\$950,000	\$0	\$0	\$1,045,000	\$1,045,000
Total			\$0	\$0	\$0	\$0	\$95,000	\$950,000	\$0	\$0	\$1,045,000	\$1,045,000

- \*Status definitions
- Unidentified: Funding source has not yet been determined
  - Identified: Funding source has been found, but not yet requested
  - Applied: Grant or loan application has been submitted, or budget has been requested
  - Awarded: Grant or loan has been offered but the contract has not yet been signed or budget has not yet been approved by Council
  - Encumbered: Project contract has been signed and funds have been allocated to spend on the project

Wastewater/Collections Capital

4th Avenue, Sunset to Maple St, Sewer Replacement

WWM-2018-156

Executive Summary

As part of the street reconstruction project, 10-inch sewer pipe and brick manholes will be replaced or improved with Cured In Place Pipe (CIPP) This is an integrated project.

Project Justification

The clay sewer lines in 4th Avenue were installed in 1897. This sewer need to be replaced or improved using Cured in Place Pipe (CIPP). Brick manholes in this section of 4th Avenue will probably not survive construction and need to be replaced.

*This project meets the following comprehensive plan goals and/or policies:*

CFU 1.3 - Maintenance. This project will rehabilitate an existing capital facility.

Location

Other Location

4th Avenue, Sunset to Maple St.

Project Status

Active

Currently in the planning stages.

External Factors

Schedule of the street reconstruction project will determine when this work is done.

Maintenance

*Maintenance of capital facilities, buildings and infrastructure has an impact on a Department’s operating budget, and thus routine maintenance costs for new and ongoing projects are identified in the table below.*

	2022	2023	2024	2025	2026	2027	Total
Expected Annual Maintenance	\$0	\$0	\$0	\$0	\$0	\$0	\$0

Maintenance Comments

Wastewater/Collections Capital

4th Avenue, Sunset to Maple St, Sewer Replacement

WWM-2018-156

Spending

Project Phase	Prior Spending	2021	Estimated Spending							Total
			2022	2023	2024	2025	2026	2027	6 Year Total	
Construction	\$0	\$0	\$0	\$0	\$0	\$230,000	\$5,000	\$0	\$235,000	\$235,000
Design	\$0	\$0	\$0	\$0	\$25,000	\$0	\$0	\$0	\$25,000	\$25,000
Total	\$0	\$0	\$0	\$0	\$25,000	\$230,000	\$5,000	\$0	\$260,000	\$260,000

Funding

Funding Name	Source	Status*	Prior Funding	2021	Estimated Funding							Total
					2022	2023	2024	2025	2026	2027	6 Year Total	
Utility Rates-IC	Local	Funded	\$0	\$0	\$0	\$0	\$25,000	\$230,000	\$5,000	\$0	\$260,000	\$260,000
Total			\$0	\$0	\$0	\$0	\$25,000	\$230,000	\$5,000	\$0	\$260,000	\$260,000

- \*Status definitions
- Unidentified: Funding source has not yet been determined
  - Identified: Funding source has been found, but not yet requested
  - Applied: Grant or loan application has been submitted, or budget has been requested
  - Awarded: Grant or loan has been offered but the contract has not yet been signed or budget has not yet been approved by Council
  - Encumbered: Project contract has been signed and funds have been allocated to spend on the project

Wastewater/Collections Capital

Broadway Avenue, Cedar to Post Street, Sewer Replacement

WWM-2018-51

Executive Summary

As part of the street reconstruction project, the 8-inch and 10-inch sewer pipe along with the brick manholes will be replaced. This is an integrated project.

Project Justification

The clay sewer lines in Broadway Avenue were installed in 1897 and 1911. This sewer need to be replaced or improved using Cured in Place Pipe (CIPP). Brick manholes in this section of Broadway Avenue will probably not survive construction and need to be replaced.

*This project meets the following comprehensive plan goals and/or policies:*

CFU 1.3 - Maintenance. This project will rehabilitate an existing sewer. CFU 3.2 - Utility Installation. This project will be constructed with a street project to reduce disruption and protect the infrastructure investment.

Location

Other Location

Broadway Avenue, Cedar to Post Street.

Project Status

Active

Currently in the planning stages.

External Factors

Schedule of the street reconstruction project will determine when this work is done.

Maintenance

*Maintenance of capital facilities, buildings and infrastructure has an impact on a Department's operating budget, and thus routine maintenance costs for new and ongoing projects are identified in the table below.*

	2022	2023	2024	2025	2026	2027	Total
Expected Annual Maintenance	\$0	\$0	\$0	\$0	\$0	\$0	\$0

Maintenance Comments

Wastewater/Collections Capital

Broadway Avenue, Cedar to Post Street, Sewer Replacement

WWM-2018-51

Spending

Project Phase	Prior Spending	2021	Estimated Spending							Total
			2022	2023	2024	2025	2026	2027	6 Year Total	
Construction	\$0	\$0	\$0	\$0	\$0	\$250,000	\$0	\$0	\$250,000	\$250,000
Design	\$0	\$0	\$0	\$0	\$29,000	\$0	\$0	\$0	\$29,000	\$29,000
Planning	\$0	\$0	\$0	\$0	\$0	\$0	\$0	\$0	\$0	\$0
Total	\$0	\$0	\$0	\$0	\$29,000	\$250,000	\$0	\$0	\$279,000	\$279,000

Funding

Funding Name	Source	Status*	Prior Funding	2021	Estimated Funding							Total
					2022	2023	2024	2025	2026	2027	6 Year Total	
Utility Rates-IC	Local	Funded	\$0	\$0	\$0	\$0	\$29,000	\$250,000	\$0	\$0	\$279,000	\$279,000
Total			\$0	\$0	\$0	\$0	\$29,000	\$250,000	\$0	\$0	\$279,000	\$279,000

- \*Status definitions
- Unidentified: Funding source has not yet been determined
  - Identified: Funding source has been found, but not yet requested
  - Applied: Grant or loan application has been submitted, or budget has been requested
  - Awarded: Grant or loan has been offered but the contract has not yet been signed or budget has not yet been approved by Council
  - Encumbered: Project contract has been signed and funds have been allocated to spend on the project

**Wastewater/Collections Capital****Combined Sewer Overflow (CSO) Outfall Repair**

WWM-2014-33

**Executive Summary**

Repair the existing CSO outfall pipes for CSO 2, 6, 7, 14, 15, 16, 19 20, 22, 23, 26, 38, 41, and 42.

**Project Justification**

Many of the City CSO outfalls to the Spokane River and Latah Creek pipes area made of corrugated steel that have begun to corrode. Other pipes may need to be lined or require other repairs. Repair of outfall pipes has not incorporated into most of the CSO storage projects to expedite construction.

*This project meets the following comprehensive plan goals and/or policies:*

CFU 1.3 - Maintenance.

**Location**

Other Location

Combined Sewer Overflow (CSO) outfall pipes.

**Project Status**

Active

Outfall pipes have been evaluated and prioritized. A project charter has been completed. The first phase of repairs will be made in 2021.

**External Factors**

The work needs to be constructed during low river times of the year.

**Maintenance**

*Maintenance of capital facilities, buildings and infrastructure has an impact on a Department's operating budget, and thus routine maintenance costs for new and ongoing projects are identified in the table below.*

	2022	2023	2024	2025	2026	2027	Total
Expected Annual Maintenance	\$0	\$0	\$0	\$0	\$0	\$0	\$0

**Maintenance Comments**

Wastewater/Collections Capital

Combined Sewer Overflow (CSO) Outfall Repair

WWM-2014-33

Spending

Project Phase	Prior Spending	2021	Estimated Spending							Total
			2022	2023	2024	2025	2026	2027	6 Year Total	
Construction	\$60,010	\$606,000	\$0	\$0	\$0	\$2,000,000	\$250,000	\$700,000	\$2,950,000	\$3,616,010
Design	\$11,724	\$0	\$0	\$0	\$0	\$200,000	\$0	\$0	\$200,000	\$211,724
Total	\$71,734	\$606,000	\$0	\$0	\$0	\$2,200,000	\$250,000	\$700,000	\$3,150,000	\$3,827,734

Funding

Funding Name	Source	Status*	Prior Funding	2021	Estimated Funding							Total
					2022	2023	2024	2025	2026	2027	6 Year Total	
Revenue Bond	Local	Funded	\$11,724	\$0	\$0	\$0	\$0	\$0	\$0	\$0	\$0	\$11,724
Utility Rates-IC	Local	Funded	\$60,010	\$606,000	\$0	\$0	\$0	\$2,200,000	\$250,000	\$700,000	\$3,150,000	\$3,816,010
Total			\$71,734	\$606,000	\$0	\$0	\$0	\$2,200,000	\$250,000	\$700,000	\$3,150,000	\$3,827,734

- \*Status definitions
- Unidentified: Funding source has not yet been determined
  - Identified: Funding source has been found, but not yet requested
  - Applied: Grant or loan application has been submitted, or budget has been requested
  - Awarded: Grant or loan has been offered but the contract has not yet been signed or budget has not yet been approved by Council
  - Encumbered: Project contract has been signed and funds have been allocated to spend on the project

Wastewater/Collections Capital

CSO Basin 34 Control Facility, Lee and Sprague

WWM-2014-11

Executive Summary

Construct a 1.4 MG storage tank and regulator along with associated piping. The project will restore the adjacent streets including sidewalks and trees. The surface of the tank development is still being evaluated.

Project Justification

This project reduces combined effluent from entering the Spokane River, as well as protecting the interceptor from overcharging.

*This project meets the following comprehensive plan goals and/or policies:*

CFU 3.2 - Stormwater Management to achieve environmental requirements.

Location

Other Location

Crestline Street North of Sprague Avenue.

Project Status

Active

Construction of the tank is complete. Surface improvements are anticipated in 2022.

External Factors

Maintenance

*Maintenance of capital facilities, buildings and infrastructure has an impact on a Department’s operating budget, and thus routine maintenance costs for new and ongoing projects are identified in the table below.*

	2022	2023	2024	2025	2026	2027	Total
Expected Annual Maintenance	\$0	\$0	\$0	\$0	\$0	\$0	\$0

Maintenance Comments

Wastewater/Collections Capital

CSO Basin 34 Control Facility, Lee and Sprague

WWM-2014-11

Spending

Project Phase	Prior Spending	2021	Estimated Spending							Total
			2022	2023	2024	2025	2026	2027	6 Year Total	
Construction	\$9,701,076	\$970,562	\$250,000	\$0	\$0	\$0	\$0	\$0	\$250,000	\$10,921,638
Design	\$686,490	\$0	\$0	\$0	\$0	\$0	\$0	\$0	\$0	\$686,490
Total	\$10,387,566	\$970,562	\$250,000	\$0	\$0	\$0	\$0	\$0	\$250,000	\$11,608,128

Funding

Funding Name	Source	Status*	Prior Funding	2021	Estimated Funding							Total
					2022	2023	2024	2025	2026	2027	6 Year Total	
Loan-CWSRF	Federal	Funded	\$686,490	\$0	\$0	\$0	\$0	\$0	\$0	\$0	\$0	\$686,490
Revenue Bond	Local	Funded	\$3,842,653	\$0	\$0	\$0	\$0	\$0	\$0	\$0	\$0	\$3,842,653
Utility Rates-IC	Local	Funded	\$5,858,423	\$970,562	\$250,000	\$0	\$0	\$0	\$0	\$0	\$250,000	\$7,078,985
Total			\$10,387,566	\$970,562	\$250,000	\$0	\$0	\$0	\$0	\$0	\$250,000	\$11,608,128

- \*Status definitions
- Unidentified: Funding source has not yet been determined
  - Identified: Funding source has been found, but not yet requested
  - Applied: Grant or loan application has been submitted, or budget has been requested
  - Awarded: Grant or loan has been offered but the contract has not yet been signed or budget has not yet been approved by Council
  - Encumbered: Project contract has been signed and funds have been allocated to spend on the project

Wastewater/Collections Capital

Desmet & Superior Sewer Replace Pipe Under R/R & Adj. Lines

WWM-2019-42

Executive Summary

700 feet of 10-inch pipe to be replaced due to settlement and material deterioration by reduction of cement paste by the generation of significant levels of hydrogen sulfide gas and the end product of sulfuric acid.

Project Justification

This project is necessary because continued deterioration of the pipe will result in collapse and failure including potential overflow of sewage into the Spokane river.

*This project meets the following comprehensive plan goals and/or policies:*

CFU 1.3 - Maintenance. The project repairs existing assets.

Location

Other Location

Adjacent to Mission Park and Witter Aquatic Center along the Centennial Trail including a railroad undercrossing.

Project Status

Active

The project is currently in the planning phase.

External Factors

None known.

Maintenance

*Maintenance of capital facilities, buildings and infrastructure has an impact on a Department’s operating budget, and thus routine maintenance costs for new and ongoing projects are identified in the table below.*

	2022	2023	2024	2025	2026	2027	Total
Expected Annual Maintenance	\$0	\$0	\$0	\$0	\$0	\$0	\$0

Maintenance Comments

Wastewater/Collections Capital

Desmet & Superior Sewer Replace Pipe Under R/R & Adj. Lines

WWM-2019-42

Spending

Project Phase	Prior Spending	2021	Estimated Spending							Total
			2022	2023	2024	2025	2026	2027	6 Year Total	
Construction	\$0	\$0	\$0	\$0	\$750,000	\$0	\$0	\$0	\$750,000	\$750,000
Design	\$5,000	\$0	\$0	\$20,000	\$0	\$0	\$0	\$0	\$20,000	\$25,000
Total	\$5,000	\$0	\$0	\$20,000	\$750,000	\$0	\$0	\$0	\$770,000	\$775,000

Funding

Funding Name	Source	Status*	Prior Funding	2021	Estimated Funding							Total
					2022	2023	2024	2025	2026	2027	6 Year Total	
Utility Rates-WWM Ops	Local	Funded	\$5,000	\$0	\$0	\$20,000	\$750,000	\$0	\$0	\$0	\$770,000	\$775,000
Total			\$5,000	\$0	\$0	\$20,000	\$750,000	\$0	\$0	\$0	\$770,000	\$775,000

- \*Status definitions
- Unidentified: Funding source has not yet been determined
  - Identified: Funding source has been found, but not yet requested
  - Applied: Grant or loan application has been submitted, or budget has been requested
  - Awarded: Grant or loan has been offered but the contract has not yet been signed or budget has not yet been approved by Council
  - Encumbered: Project contract has been signed and funds have been allocated to spend on the project

Wastewater/Collections Capital

Future Development Sewer Upgrades

WWM-2021-11

Executive Summary

Sewer improvement projects in coordination with developer projects.

Project Justification

It is important to upgrade our sewer system as opportunities become available. Developer projects provide an opportunity and oftentimes costs savings.

*This project meets the following comprehensive plan goals and/or policies:*

CFU 1.3 - Maintenance. CFU 2.1 - Available Public Facilities. CFU 3.3 - Utilities Coordination.

Location

Other Location

Throughout the City.

Project Status

Active

Currently in progress.

External Factors

Development will affect the timing.

Maintenance

*Maintenance of capital facilities, buildings and infrastructure has an impact on a Department’s operating budget, and thus routine maintenance costs for new and ongoing projects are identified in the table below.*

	2022	2023	2024	2025	2026	2027	Total
Expected Annual Maintenance	\$0	\$0	\$0	\$0	\$0	\$0	\$0

Maintenance Comments

Wastewater/Collections Capital

Future Development Sewer Upgrades

WWM-2021-11

Spending

Project Phase	Prior Spending	2021	Estimated Spending							Total
			2022	2023	2024	2025	2026	2027	6 Year Total	
Construction	\$0	\$0	\$250,000	\$250,000	\$250,000	\$250,000	\$250,000	\$250,000	\$1,500,000	\$1,500,000
Total	\$0	\$0	\$250,000	\$250,000	\$250,000	\$250,000	\$250,000	\$250,000	\$1,500,000	\$1,500,000

Funding

Funding Name	Source	Status*	Prior Funding	2021	Estimated Funding							Total
					2022	2023	2024	2025	2026	2027	6 Year Total	
Utility Rates-IC	Local	Funded	\$0	\$0	\$250,000	\$250,000	\$250,000	\$250,000	\$250,000	\$250,000	\$1,500,000	\$1,500,000
Total			\$0	\$0	\$250,000	\$250,000	\$250,000	\$250,000	\$250,000	\$250,000	\$1,500,000	\$1,500,000

- \*Status definitions
- Unidentified: Funding source has not yet been determined
  - Identified: Funding source has been found, but not yet requested
  - Applied: Grant or loan application has been submitted, or budget has been requested
  - Awarded: Grant or loan has been offered but the contract has not yet been signed or budget has not yet been approved by Council
  - Encumbered: Project contract has been signed and funds have been allocated to spend on the project

Wastewater/Collections Capital

Havana Street, Broadway to Sprague Avenue Sewer Upgrades

WWM-2018-52

Executive Summary

As part of the street reconstruction project, the existing 8-inch sewer pipe in will be replaced.

Project Justification

The existing 8-inch clay sewer pipe in Havana will probably need to be reconstructed because of its proximity to the water main when the water main is replaced.

*This project meets the following comprehensive plan goals and/or policies:*

CFU 3.2 - Utility Installation. This should be done in coordination with public street projects.

Location

Other Location

Havana Street, Broadway to Sprague Avenue.

Project Status

Active

Currently in the planning stages.

External Factors

Schedule of the street reconstruction project will determine when this work is done.

Maintenance

*Maintenance of capital facilities, buildings and infrastructure has an impact on a Department’s operating budget, and thus routine maintenance costs for new and ongoing projects are identified in the table below.*

	2022	2023	2024	2025	2026	2027	Total
Expected Annual Maintenance	\$0	\$0	\$0	\$0	\$0	\$0	\$0

Maintenance Comments

Wastewater/Collections Capital

Havana Street, Broadway to Sprague Avenue Sewer Upgrades

WWM-2018-52

Spending

Project Phase	Prior Spending	2021	Estimated Spending							Total
			2022	2023	2024	2025	2026	2027	6 Year Total	
Construction	\$0	\$0	\$0	\$0	\$0	\$0	\$0	\$0	\$0	\$0
Design	\$0	\$0	\$0	\$0	\$0	\$0	\$20,000	\$40,000	\$60,000	\$60,000
Total	\$0	\$0	\$0	\$0	\$0	\$0	\$20,000	\$40,000	\$60,000	\$60,000

Funding

Funding Name	Source	Status*	Prior Funding	2021	Estimated Funding							Total
					2022	2023	2024	2025	2026	2027	6 Year Total	
Utility Rates-IC	Local	Funded	\$0	\$0	\$0	\$0	\$0	\$0	\$20,000	\$40,000	\$60,000	\$60,000
Total			\$0	\$0	\$0	\$0	\$0	\$0	\$20,000	\$40,000	\$60,000	\$60,000

- \*Status definitions
- Unidentified: Funding source has not yet been determined
  - Identified: Funding source has been found, but not yet requested
  - Applied: Grant or loan application has been submitted, or budget has been requested
  - Awarded: Grant or loan has been offered but the contract has not yet been signed or budget has not yet been approved by Council
  - Encumbered: Project contract has been signed and funds have been allocated to spend on the project

Wastewater/Collections Capital

Mallon Avenue, Monroe to Howard St, Sewer Replacement

WWM-2018-54

Executive Summary

As part of the street reconstruction project, the 10-inch sewer pipe and brick manholes will be replaced. This is an integrated project.

Project Justification

The clay sewer lines in Mallon Avenue were installed in 1917. This sewer need to be replaced or improved using Cured in Place Pipe (CIPP). Brick manholes in this section of Mallon Avenue will probably not survive construction and need to be replaced. Analysis during the planning phase will determine the sewer needs for growth and the most cost effective alternative for construction.

*This project meets the following comprehensive plan goals and/or policies:*

CFU 1.3 - Maintenance. This project will rehabilitate an existing capital facility. CFU 2.1 - Available Public Facilities. Construction of this project will provide adequate infrastructure at the time of development.

Location

Other Location

Mallon Avenue, Monroe to Howard St.

Project Status

Active

Currently in the planning stages.

External Factors

Schedule of the street reconstruction project will determine when this work is done.

Maintenance

*Maintenance of capital facilities, buildings and infrastructure has an impact on a Department's operating budget, and thus routine maintenance costs for new and ongoing projects are identified in the table below.*

	2022	2023	2024	2025	2026	2027	Total
Expected Annual Maintenance	\$0	\$0	\$0	\$0	\$0	\$0	\$0

Maintenance Comments

Wastewater/Collections Capital

Mallon Avenue, Monroe to Howard St, Sewer Replacement

WWM-2018-54

Spending

Project Phase	Prior Spending	2021	Estimated Spending							Total
			2022	2023	2024	2025	2026	2027	6 Year Total	
Construction	\$0	\$0	\$0	\$0	\$0	\$0	\$0	\$330,000	\$330,000	\$330,000
Design	\$0	\$0	\$0	\$0	\$0	\$20,000	\$20,000	\$0	\$40,000	\$40,000
Planning	\$0	\$0	\$0	\$0	\$5,000	\$0	\$0	\$0	\$5,000	\$5,000
Total	\$0	\$0	\$0	\$0	\$5,000	\$20,000	\$20,000	\$330,000	\$375,000	\$375,000

Funding

Funding Name	Source	Status*	Prior Funding	2021	Estimated Funding							Total
					2022	2023	2024	2025	2026	2027	6 Year Total	
Utility Rates-IC	Local	Funded	\$0	\$0	\$0	\$0	\$5,000	\$20,000	\$20,000	\$330,000	\$375,000	\$375,000
Total			\$0	\$0	\$0	\$0	\$5,000	\$20,000	\$20,000	\$330,000	\$375,000	\$375,000

- \*Status definitions
- Unidentified: Funding source has not yet been determined
  - Identified: Funding source has been found, but not yet requested
  - Applied: Grant or loan application has been submitted, or budget has been requested
  - Awarded: Grant or loan has been offered but the contract has not yet been signed or budget has not yet been approved by Council
  - Encumbered: Project contract has been signed and funds have been allocated to spend on the project

Wastewater/Collections Capital

Marion Hay Intertie-Holland St and Everett Ave

WWM-2012-277

Executive Summary

This project will construct a gravity sewer pipe from North Pointe lift station to Spokane County's Marion Hay Lift Station.

Project Justification

The force main from the North Pointe Lift Station produces a large amount of hydrogen sulfide gas when it connects to the sewer system near Nevada St and Lyons Ave. The gas is corrosive and is causing both safety concerns and pipe corrosion. A gravity pipe to Spokane County's Marion Hay Lift Station will eliminate the North Pointe Lift Station.

*This project meets the following comprehensive plan goals and/or policies:*

CFU 1 - Adequate public facilities. CFU 3 - Coordination. CFU 5 - Environmental Concerns. NE 1 - Water Quality.

Location

Other Location

Holland Ave from North Pointe to Normandie; Everett Ave. from Belt to Everett.

Project Status

Active

This project is being evaluated to determine if a more cost effective solution is possible. The start of this project is pending an agreement with and the completion of other projects by Spokane County. Project scope and estimate is being developed.

External Factors

Completion of the Broad Avenue cross over and the Broad Avenue and Assembly connection point are necessary for construction of this project.

Maintenance

*Maintenance of capital facilities, buildings and infrastructure has an impact on a Department's operating budget, and thus routine maintenance costs for new and ongoing projects are identified in the table below.*

	2022	2023	2024	2025	2026	2027	Total
Expected Annual Maintenance	\$0	\$0	\$0	\$0	\$0	\$0	\$0

Maintenance Comments

Wastewater/Collections Capital

Marion Hay Intertie-Holland St and Everett Ave

WWM-2012-277

Spending

Project Phase	Prior Spending	2021	Estimated Spending							Total
			2022	2023	2024	2025	2026	2027	6 Year Total	
Construction	\$0	\$0	\$4,100,000	\$1,523,178	\$0	\$0	\$0	\$0	\$5,623,178	\$5,623,178
Design	\$81,086	\$600,000	\$0	\$0	\$0	\$0	\$0	\$0	\$0	\$681,086
Total	\$81,086	\$600,000	\$4,100,000	\$1,523,178	\$0	\$0	\$0	\$0	\$5,623,178	\$6,304,264

Funding

Funding Name	Source	Status*	Prior Funding	2021	Estimated Funding							Total
					2022	2023	2024	2025	2026	2027	6 Year Total	
Utility Rates-IC	Local	Funded	\$81,086	\$600,000	\$4,100,000	\$1,523,178	\$0	\$0	\$0	\$0	\$5,623,178	\$6,304,264
Total			\$81,086	\$600,000	\$4,100,000	\$1,523,178	\$0	\$0	\$0	\$0	\$5,623,178	\$6,304,264

- \*Status definitions
- Unidentified: Funding source has not yet been determined
  - Identified: Funding source has been found, but not yet requested
  - Applied: Grant or loan application has been submitted, or budget has been requested
  - Awarded: Grant or loan has been offered but the contract has not yet been signed or budget has not yet been approved by Council
  - Encumbered: Project contract has been signed and funds have been allocated to spend on the project

Wastewater/Collections Capital

Northeast Lift Station Forcemain

WWM-2020-40

Executive Summary

The project constructs 3,300 feet of 8-inch forcemain from the intersection of Myrtle/Rowan to the Northeast lift station. The existing forcemain is too large. This project will provide a more appropriately sized pipe to more efficiently move sewage from the lift station.

Project Justification

This project is necessary because it reduces stagnant sewage in the system. This reduces Hydrogen sulfide in the forcemain which is a health risk.

*This project meets the following comprehensive plan goals and/or policies:*

CFU 1 - Adequate Public Facilities and Services.

Location

Other Location

The pipe alignment will run from Rowan/Myrtle, north to Myrtle/Central, east to Haven/Central, then north to the NE Lift Station at Dalke.

Project Status

Active

The project is currently in the design phase.

External Factors

I moved this project 1 year out from original schedule, by extending the new infrastructure will be damaged further by H2S.

Maintenance

*Maintenance of capital facilities, buildings and infrastructure has an impact on a Department’s operating budget, and thus routine maintenance costs for new and ongoing projects are identified in the table below.*

	2022	2023	2024	2025	2026	2027	Total
Expected Annual Maintenance	\$0	\$0	\$0	\$0	\$0	\$0	\$0

Maintenance Comments

Wastewater/Collections Capital

Northeast Lift Station Forcemain

WWM-2020-40

Spending

Project Phase	Prior Spending	2021	Estimated Spending							Total
			2022	2023	2024	2025	2026	2027	6 Year Total	
Construction	\$0	\$0	\$0	\$840,000	\$0	\$0	\$0	\$0	\$840,000	\$840,000
Design	\$0	\$40,000	\$28,000	\$0	\$0	\$0	\$0	\$0	\$28,000	\$68,000
Total	\$0	\$40,000	\$28,000	\$840,000	\$0	\$0	\$0	\$0	\$868,000	\$908,000

Funding

Funding Name	Source	Status*	Prior Funding	2021	Estimated Funding							Total
					2022	2023	2024	2025	2026	2027	6 Year Total	
Utility Rates-IC	Local	Funded	\$0	\$40,000	\$28,000	\$840,000	\$0	\$0	\$0	\$0	\$868,000	\$908,000
Total			\$0	\$40,000	\$28,000	\$840,000	\$0	\$0	\$0	\$0	\$868,000	\$908,000

- \*Status definitions
- Unidentified: Funding source has not yet been determined
  - Identified: Funding source has been found, but not yet requested
  - Applied: Grant or loan application has been submitted, or budget has been requested
  - Awarded: Grant or loan has been offered but the contract has not yet been signed or budget has not yet been approved by Council
  - Encumbered: Project contract has been signed and funds have been allocated to spend on the project

Wastewater/Collections Capital

NSC - 2nd & 3rd Ave Sewer Reroute

WWM-2020-17

Executive Summary

Abandon existing sewer in 3rd Ave from Regal to Madelia as needed to support North Spokane Corridor (NSC) construction. Provide new connections as needed.

Project Justification

This project will be completed in support of the NSC Sprague Ave to Spokane River Phase II project.

*This project meets the following comprehensive plan goals and/or policies:*

CFU 1.2 - Operational Efficiency, Require the development of capital improvement projects that either improve the city’s operational efficiency or reduce costs by increasing the capacity, use, and/or life expectancy of existing facilities.

Location

Other Location

3rd Ave from Regal to Madelia.

Project Status

Active

This project is currently in the planning stages.

External Factors

Design and construction schedule of WSDOT NSC Sprague Ave to Spokane River Phase II project.

Maintenance

*Maintenance of capital facilities, buildings and infrastructure has an impact on a Department’s operating budget, and thus routine maintenance costs for new and ongoing projects are identified in the table below.*

	2022	2023	2024	2025	2026	2027	Total
Expected Annual Maintenance	\$0	\$0	\$0	\$0	\$0	\$0	\$0

Maintenance Comments

Wastewater/Collections Capital

NSC - 2nd & 3rd Ave Sewer Reroute

WWM-2020-17

Spending

Project Phase	Prior Spending	2021	Estimated Spending							Total
			2022	2023	2024	2025	2026	2027	6 Year Total	
Construction	\$0	\$0	\$0	\$1,700,000	\$150,000	\$0	\$0	\$0	\$1,850,000	\$1,850,000
Design	\$0	\$0	\$150,000	\$50,000	\$0	\$0	\$0	\$0	\$200,000	\$200,000
Planning	\$0	\$0	\$25,000	\$0	\$0	\$0	\$0	\$0	\$25,000	\$25,000
Total	\$0	\$0	\$175,000	\$1,750,000	\$150,000	\$0	\$0	\$0	\$2,075,000	\$2,075,000

Funding

Funding Name	Source	Status*	Prior Funding	2021	Estimated Funding							Total
					2022	2023	2024	2025	2026	2027	6 Year Total	
Grant-WSDOT	State	Funded	\$0	\$0	\$75,000	\$1,050,000	\$150,000	\$0	\$0	\$0	\$1,275,000	\$1,275,000
Utility Rates-IC	Local	Funded	\$0	\$0	\$100,000	\$700,000	\$0	\$0	\$0	\$0	\$800,000	\$800,000
Total			\$0	\$0	\$175,000	\$1,750,000	\$150,000	\$0	\$0	\$0	\$2,075,000	\$2,075,000

- \*Status definitions
- Unidentified: Funding source has not yet been determined
  - Identified: Funding source has been found, but not yet requested
  - Applied: Grant or loan application has been submitted, or budget has been requested
  - Awarded: Grant or loan has been offered but the contract has not yet been signed or budget has not yet been approved by Council
  - Encumbered: Project contract has been signed and funds have been allocated to spend on the project

Wastewater/Collections Capital

NSC - I-90 North Sewer Realignment

WWM-2020-16

Executive Summary

Abandon and relocate sewer as needed to support the North Spokane Corridor (NSC) Trumpet area and 2nd Ave realignment. Realignment of 18-inch sewer, 66-inch sewer and 22-inch sewer.

Project Justification

This project will be completed in support of the NSC.

*This project meets the following comprehensive plan goals and/or policies:*

CFU 1.2 - Operational Efficiency, Require the development of capital improvement projects that either improve the city’s operational efficiency or reduce costs by increasing the capacity, use, and/or life expectancy of existing facilities.

Location

Other Location

Area immediately North of I-90 between Perry St and Freya St.

Project Status

Active

This project is currently in the planning phase.

External Factors

Design and construction schedule of WSDOT NSC Sprague Ave to Spokane River Phase II project.

Maintenance

*Maintenance of capital facilities, buildings and infrastructure has an impact on a Department’s operating budget, and thus routine maintenance costs for new and ongoing projects are identified in the table below.*

	2022	2023	2024	2025	2026	2027	Total
Expected Annual Maintenance	\$0	\$0	\$0	\$0	\$0	\$0	\$0

Maintenance Comments

Wastewater/Collections Capital

NSC - I-90 North Sewer Realignment

WWM-2020-16

Spending

Project Phase	Prior Spending	2021	Estimated Spending							Total
			2022	2023	2024	2025	2026	2027	6 Year Total	
Construction	\$0	\$0	\$0	\$300,000	\$6,900,000	\$0	\$0	\$0	\$7,200,000	\$7,200,000
Design	\$0	\$0	\$370,000	\$445,000	\$0	\$0	\$0	\$0	\$815,000	\$815,000
Planning	\$0	\$0	\$25,000	\$0	\$0	\$0	\$0	\$0	\$25,000	\$25,000
Total	\$0	\$0	\$395,000	\$745,000	\$6,900,000	\$0	\$0	\$0	\$8,040,000	\$8,040,000

Funding

Funding Name	Source	Status*	Prior Funding	2021	Estimated Funding							Total
					2022	2023	2024	2025	2026	2027	6 Year Total	
Grant-WSDOT	State	Funded	\$0	\$0	\$345,000	\$345,000	\$6,900,000	\$0	\$0	\$0	\$7,590,000	\$7,590,000
Utility Rates-IC	Local	Funded	\$0	\$0	\$50,000	\$400,000	\$0	\$0	\$0	\$0	\$450,000	\$450,000
Total			\$0	\$0	\$395,000	\$745,000	\$6,900,000	\$0	\$0	\$0	\$8,040,000	\$8,040,000

- \*Status definitions
- Unidentified: Funding source has not yet been determined
  - Identified: Funding source has been found, but not yet requested
  - Applied: Grant or loan application has been submitted, or budget has been requested
  - Awarded: Grant or loan has been offered but the contract has not yet been signed or budget has not yet been approved by Council
  - Encumbered: Project contract has been signed and funds have been allocated to spend on the project

Wastewater/Collections Capital

NSC - Trent Interchange Storm and Sewer Reroute

WWM-2020-9

Executive Summary

Reroute utilities currently in Trent Ave around new North Spokane Corridor (NSC) Trent Interchange, possibly to include reroutes at Trent/Freya Intersection. The project includes City funds for betterments.

Project Justification

This project will be completed in support of the NSC.

*This project meets the following comprehensive plan goals and/or policies:*

CFU 1.2 - Operational Efficiency, Require the development of capital improvement projects that either improve the city’s operational efficiency or reduce costs by increasing the capacity, use, and/or life expectancy of existing facilities.

Location

Other Location

Trent Ave from Ralph to Freya.

Project Status

Active

This project is currently in the planning stages.

External Factors

Design and construction schedule of WSDOT NSC Sprague Ave to Spokane River Phase II project.

Maintenance

*Maintenance of capital facilities, buildings and infrastructure has an impact on a Department’s operating budget, and thus routine maintenance costs for new and ongoing projects are identified in the table below.*

	2022	2023	2024	2025	2026	2027	Total
Expected Annual Maintenance	\$0	\$0	\$0	\$0	\$0	\$0	\$0

Maintenance Comments

Wastewater/Collections Capital

NSC - Trent Interchange Storm and Sewer Reroute

WWM-2020-9

Spending

Project Phase	Prior Spending	2021	Estimated Spending							Total
			2022	2023	2024	2025	2026	2027	6 Year Total	
Construction	\$0	\$0	\$0	\$900,000	\$0	\$0	\$0	\$0	\$900,000	\$900,000
Design	\$0	\$0	\$125,000	\$0	\$0	\$0	\$0	\$0	\$125,000	\$125,000
Planning	\$0	\$0	\$25,000	\$0	\$0	\$0	\$0	\$0	\$25,000	\$25,000
Total	\$0	\$0	\$150,000	\$900,000	\$0	\$0	\$0	\$0	\$1,050,000	\$1,050,000

Funding

Funding Name	Source	Status*	Prior Funding	2021	Estimated Funding							Total
					2022	2023	2024	2025	2026	2027	6 Year Total	
Grant-WSDOT	State	Funded	\$0	\$0	\$100,000	\$700,000	\$0	\$0	\$0	\$0	\$800,000	\$800,000
Utility Rates-IC	Local	Funded	\$0	\$0	\$50,000	\$200,000	\$0	\$0	\$0	\$0	\$250,000	\$250,000
Total			\$0	\$0	\$150,000	\$900,000	\$0	\$0	\$0	\$0	\$1,050,000	\$1,050,000

- \*Status definitions
- Unidentified: Funding source has not yet been determined
  - Identified: Funding source has been found, but not yet requested
  - Applied: Grant or loan application has been submitted, or budget has been requested
  - Awarded: Grant or loan has been offered but the contract has not yet been signed or budget has not yet been approved by Council
  - Encumbered: Project contract has been signed and funds have been allocated to spend on the project

Wastewater/Collections Capital

NSC Planning - Sprague Avenue to Spokane River

WWM-2019-46

Executive Summary

Utility planning for relocation, protection or upgrade of wastewater utility facilities near the planned North Spokane Corridor. This planning work began in 2019 and will continue through 2022.

Project Justification

To relocate or protect wastewater facilities due to conflicts with planned North Spokane Corridor construction.

*This project meets the following comprehensive plan goals and/or policies:*

CFU 1 - Adequate Public Facilities and Services. CFU 3 - Coordination.

Location

Other Location

Spokane River to Sprague Avenue; Freya Street to Haven Street.

Project Status

Active

Planning to start 2019. Ongoing coordination with WSDOT for North Spokane Corridor (NSC). Project 2018165.

External Factors

Maintenance

*Maintenance of capital facilities, buildings and infrastructure has an impact on a Department’s operating budget, and thus routine maintenance costs for new and ongoing projects are identified in the table below.*

	2022	2023	2024	2025	2026	2027	Total
Expected Annual Maintenance	\$0	\$0	\$0	\$0	\$0	\$0	\$0

Maintenance Comments

Wastewater/Collections Capital

NSC Planning - Sprague Avenue to Spokane River

WWM-2019-46

Spending

Project Phase	Prior Spending	2021	Estimated Spending							Total
			2022	2023	2024	2025	2026	2027	6 Year Total	
Planning	\$0	\$10,000	\$25,000	\$10,000	\$10,000	\$10,000	\$0	\$0	\$55,000	\$65,000
Total	\$0	\$10,000	\$25,000	\$10,000	\$10,000	\$10,000	\$0	\$0	\$55,000	\$65,000

Funding

Funding Name	Source	Status*	Prior Funding	2021	Estimated Funding							Total
					2022	2023	2024	2025	2026	2027	6 Year Total	
Grant-WSDOT	State	Funded	\$0	\$10,000	\$25,000	\$10,000	\$10,000	\$10,000	\$0	\$0	\$55,000	\$65,000
Total			\$0	\$10,000	\$25,000	\$10,000	\$10,000	\$10,000	\$0	\$0	\$55,000	\$65,000

- \*Status definitions
- Unidentified: Funding source has not yet been determined
  - Identified: Funding source has been found, but not yet requested
  - Applied: Grant or loan application has been submitted, or budget has been requested
  - Awarded: Grant or loan has been offered but the contract has not yet been signed or budget has not yet been approved by Council
  - Encumbered: Project contract has been signed and funds have been allocated to spend on the project

**Wastewater/Collections Capital****NSC Planning from Interstate 90 to Sprague Avenue**

WWM-2019-29

**Executive Summary**

Utility planning for relocation, protection or upgrade of wastewater utility facilities impacted by the planned North Spokane Corridor (NSC).

**Project Justification**

To relocate or protect wastewater facilities due to conflicts with planned North Spokane Corridor construction.

*This project meets the following comprehensive plan goals and/or policies:*

CFU 1 - Adequate Public Facilities and Services; CFU 3 - Coordination

**Location**

Other Location

Sprague Avenue to 4th Avenue and Perry Street to Havana Street.

**Project Status**

Active

Planning to start 2019. Ongoing coordination with WSDOT for North Spokane Corridor (NSC).

**External Factors**

Construction schedule and sequencing of the North Spokane Corridor.

**Maintenance**

*Maintenance of capital facilities, buildings and infrastructure has an impact on a Department's operating budget, and thus routine maintenance costs for new and ongoing projects are identified in the table below.*

	2022	2023	2024	2025	2026	2027	Total
Expected Annual Maintenance	\$0	\$0	\$0	\$0	\$0	\$0	\$0

**Maintenance Comments**

Wastewater/Collections Capital

NSC Planning from Interstate 90 to Sprague Avenue

WWM-2019-29

Spending

Project Phase	Prior Spending	2021	Estimated Spending							Total
			2022	2023	2024	2025	2026	2027	6 Year Total	
Planning	\$0	\$16,000	\$25,000	\$10,000	\$10,000	\$10,000	\$10,000	\$10,000	\$75,000	\$91,000
Total	\$0	\$16,000	\$25,000	\$10,000	\$10,000	\$10,000	\$10,000	\$10,000	\$75,000	\$91,000

Funding

Funding Name	Source	Status*	Prior Funding	2021	Estimated Funding							Total
					2022	2023	2024	2025	2026	2027	6 Year Total	
Grant-WSDOT	State	Funded	\$0	\$16,000	\$25,000	\$10,000	\$10,000	\$10,000	\$10,000	\$10,000	\$75,000	\$91,000
Total			\$0	\$16,000	\$25,000	\$10,000	\$10,000	\$10,000	\$10,000	\$10,000	\$75,000	\$91,000

- \*Status definitions
- Unidentified: Funding source has not yet been determined
  - Identified: Funding source has been found, but not yet requested
  - Applied: Grant or loan application has been submitted, or budget has been requested
  - Awarded: Grant or loan has been offered but the contract has not yet been signed or budget has not yet been approved by Council
  - Encumbered: Project contract has been signed and funds have been allocated to spend on the project

Wastewater/Collections Capital

Post Street Bridge Rehabilitation

WWM-2013-138

Executive Summary

The old 54-inch steel sewer interceptor will be replaced with 450 feet of 60-inch ductile iron pipe within the Post Street Bridge. Sewer must continue to flow during construction. This is an integrated project.

Project Justification

The Post Street Bridge, located immediately north of City Hall, carries a 54-inch sewer interceptor that transports sewage from the south side of the river to the north side. The bridge needs a significant rehabilitation. Construction of a new bridge will include the replacement of the 54-inch steel pipe with 60-inch between the river banks. The existing pipe during will be in continuous service during construction.

*This project meets the following comprehensive plan goals and/or policies:*

CFU 1 - Adequate public facilities. The project maintains a critical artery in the City's sewer system. CFU 3 - Coordination. The project is integrated with other City infrastructure needs.

Location

Other Location

Post Street Bridge over the Spokane River.

Project Status

Active

The project is currently under construction.

External Factors

This project is dependent on the reconstruction of the Post Street Bridge. If the bridge project is delayed or accelerated this project would have to follow suit.

Maintenance

*Maintenance of capital facilities, buildings and infrastructure has an impact on a Department's operating budget, and thus routine maintenance costs for new and ongoing projects are identified in the table below.*

	2022	2023	2024	2025	2026	2027	Total
Expected Annual Maintenance	\$0	\$0	\$0	\$0	\$0	\$0	\$0

Maintenance Comments

Wastewater/Collections Capital

Post Street Bridge Rehabilitation

WWM-2013-138

Spending

Project Phase	Prior Spending	2021	Estimated Spending							Total
			2022	2023	2024	2025	2026	2027	6 Year Total	
Construction	\$2,991,744	\$4,831,156	\$6,544,001	\$0	\$0	\$0	\$0	\$0	\$6,544,001	\$14,366,901
Design	\$1,249,296	\$0	\$0	\$0	\$0	\$0	\$0	\$0	\$0	\$1,249,296
Total	\$4,241,040	\$4,831,156	\$6,544,001	\$0	\$0	\$0	\$0	\$0	\$6,544,001	\$15,616,197

Funding

Funding Name	Source	Status*	Prior Funding	2021	Estimated Funding							Total
					2022	2023	2024	2025	2026	2027	6 Year Total	
Loan-CWSRF	Federal	Funded	\$0	\$1,525,001	\$3,530,001	\$0	\$0	\$0	\$0	\$0	\$3,530,001	\$5,055,002
Utility Rates-IC	Local	Funded	\$4,241,040	\$3,306,155	\$3,014,000	\$0	\$0	\$0	\$0	\$0	\$3,014,000	\$10,561,195
Total			\$4,241,040	\$4,831,156	\$6,544,001	\$0	\$0	\$0	\$0	\$0	\$6,544,001	\$15,616,197

- \*Status definitions
- Unidentified: Funding source has not yet been determined
  - Identified: Funding source has been found, but not yet requested
  - Applied: Grant or loan application has been submitted, or budget has been requested
  - Awarded: Grant or loan has been offered but the contract has not yet been signed or budget has not yet been approved by Council
  - Encumbered: Project contract has been signed and funds have been allocated to spend on the project

Wastewater/Collections Capital  
Real Time Control Program  
WWM-2016-125

Executive Summary

This project provide a master plan for a SCADA (Supervisory Control and Data Acquisition) network for real-time monitoring and active control of the CSO (Combined Sewer Overflow) facilities and the sewer collection system. The project also includes the installation fiber optic conduit and wire.

Project Justification

As the construction of Combined Sewer Overflow (CSO) facilities is nearing completion, optimum operation of these facilities has become a priority. The master plan prioritized projects to meet three competing goals: 1) Protect the main sewer interceptor that conveys sewage to the Wastewater Treatment Facility from surcharge or excessive flows. 2) Further minimize frequency and volume of Combined Sewer overflows at each CSO outfall. 3) Maximize the use of the Next Level of Treatment facility to ensure further environmental benefit to the Spokane River. The master plan recommended a control systems and a schedule of implementation. Since many of the CSO Facilities have not been operating for one year or more, it is uncertain what control will be necessary in the short-term, but the master plan provided recommendations through monitoring to determine when Real Time Control could be used. The first Real Time Control system will be constructed for interconnected CSO Basin 24 and 26 facilities. The sewer collection SCADA system will be designed to meet these goals: An isolated SCADA computer system and control center, operated from one or more existing City facilities; a secure communications network, using the best industry network and cyber security practices; six or more monitoring locations along the City's main sewer interceptor; Real-Time monitoring and control at ten or more of the City's major CSO facilities; Real-Time monitoring of the City's major sewer lift stations.

*This project meets the following comprehensive plan goals and/or policies:*

CFU 1.2 - Operational Efficiency. This project will improve the operational efficiency by reducing required maintenance.

Location

Other Location  
Citywide Combined Sewer Overflow (CSO) Facilities.

Project Status

Active  
This project is in the planning phase. A master plan study is completed. The final report was submitted to the City in 2019.

External Factors

Maintenance

*Maintenance of capital facilities, buildings and infrastructure has an impact on a Department's operating budget, and thus routine maintenance costs for new and ongoing projects are identified in the table below.*

	2022	2023	2024	2025	2026	2027	Total
Expected Annual Maintenance	\$0	\$0	\$0	\$0	\$0	\$0	\$0

Maintenance Comments

Wastewater/Collections Capital  
Real Time Control Program  
WWM-2016-125

Spending

Project Phase	Prior Spending	2021	Estimated Spending							Total
			2022	2023	2024	2025	2026	2027	6 Year Total	
Construction	\$44,500	\$286,729	\$627,314	\$0	\$0	\$0	\$0	\$0	\$627,314	\$958,543
Design	\$0	\$0	\$0	\$0	\$0	\$0	\$0	\$0	\$0	\$0
Planning	\$0	\$0	\$0	\$0	\$0	\$0	\$0	\$0	\$0	\$0
Purchases	\$200,000	\$640,000	\$0	\$0	\$0	\$0	\$0	\$0	\$0	\$840,000
Total	\$244,500	\$926,729	\$627,314	\$0	\$0	\$0	\$0	\$0	\$627,314	\$1,798,543

Funding

Funding Name	Source	Status*	Prior Funding	2021	Estimated Funding							Total
					2022	2023	2024	2025	2026	2027	6 Year Total	
Utility Rates-IC	Local	Funded	\$244,500	\$926,729	\$627,314	\$0	\$0	\$0	\$0	\$0	\$627,314	\$1,798,543
Total			\$244,500	\$926,729	\$627,314	\$0	\$0	\$0	\$0	\$0	\$627,314	\$1,798,543

- \*Status definitions
- Unidentified: Funding source has not yet been determined
  - Identified: Funding source has been found, but not yet requested
  - Applied: Grant or loan application has been submitted, or budget has been requested
  - Awarded: Grant or loan has been offered but the contract has not yet been signed or budget has not yet been approved by Council
  - Encumbered: Project contract has been signed and funds have been allocated to spend on the project

Wastewater/Collections Capital

Rehabilitation of Combined Sewer Overflow (CSO) Facilities

WWM-2019-7

Executive Summary

As the CSO program approaches completion, several of the earlier constructed facilities are not operating as was expected during the design process. CSO 34-3 Ray, 34-2 Underhill, and CSO 10 need rehabilitation.

Project Justification

CSO 10 Buckeye & Grace needs a PLC to operate the flush gates and the CTI channel to be reshape because of low flow rates. The lid of CSO 34-3 leaks causing corrosion of the rebar. CSO 34-2 needs the CTI reshaped to increase velocity and reduce odors. These facilities require continual and on-going maintenance to operate correctly. Cost estimates will be refined as the project charter is developed.

*This project meets the following comprehensive plan goals and/or policies:*

CFU 1.2 - Operational Efficiency. This project will improve the operational efficiency by reducing required maintenance.  
CFU 1.3 - Maintenance. This project will rehabilitate an existing capital facility.

Location

Other Location  
CSO 10; CSO 34-2; CSO 34-3

Project Status

Active  
This project is in the design phase.

External Factors

Maintenance

*Maintenance of capital facilities, buildings and infrastructure has an impact on a Department’s operating budget, and thus routine maintenance costs for new and ongoing projects are identified in the table below.*

	2022	2023	2024	2025	2026	2027	Total
Expected Annual Maintenance	\$0	\$0	\$0	\$0	\$0	\$0	\$0

Maintenance Comments

Wastewater/Collections Capital

Rehabilitation of Combined Sewer Overflow (CSO) Facilities

WWM-2019-7

Spending

Project Phase	Prior Spending	2021	Estimated Spending							Total
			2022	2023	2024	2025	2026	2027	6 Year Total	
Construction	\$0	\$0	\$0	\$1,100,000	\$0	\$0	\$0	\$0	\$1,100,000	\$1,100,000
Design	\$0	\$100,000	\$0	\$0	\$0	\$0	\$0	\$0	\$0	\$100,000
Total	\$0	\$100,000	\$0	\$1,100,000	\$0	\$0	\$0	\$0	\$1,100,000	\$1,200,000

Funding

Funding Name	Source	Status*	Prior Funding	2021	Estimated Funding							Total
					2022	2023	2024	2025	2026	2027	6 Year Total	
Utility Rates-IC	Local	Funded	\$0	\$100,000	\$0	\$1,100,000	\$0	\$0	\$0	\$0	\$1,100,000	\$1,200,000
Total			\$0	\$100,000	\$0	\$1,100,000	\$0	\$0	\$0	\$0	\$1,100,000	\$1,200,000

- \*Status definitions
- Unidentified: Funding source has not yet been determined
  - Identified: Funding source has been found, but not yet requested
  - Applied: Grant or loan application has been submitted, or budget has been requested
  - Awarded: Grant or loan has been offered but the contract has not yet been signed or budget has not yet been approved by Council
  - Encumbered: Project contract has been signed and funds have been allocated to spend on the project

Wastewater/Collections Capital

Riverside Ave, Monroe St to Wall St, Sewer Replacement

WWM-2018-60

Executive Summary

As part of the street reconstruction project, brick manholes and vitrified clay pipe will be replaced and/or lined. This is an integrated project.

Project Justification

Brick manholes and vitrified clay pipe in this section of Riverside Avenue will probably not survive construction and need to be replaced and/or lined.

*This project meets the following comprehensive plan goals and/or policies:*

CFU 1.3 - Maintenance.

Location

Other Location

Riverside Avenue between Monroe St and Wall St.

Project Status

Active

Project is the in planning stage. Public outreach began in 2018.

External Factors

Schedule of the street reconstruction project will determine when this work is done.

Maintenance

*Maintenance of capital facilities, buildings and infrastructure has an impact on a Department’s operating budget, and thus routine maintenance costs for new and ongoing projects are identified in the table below.*

	2022	2023	2024	2025	2026	2027	Total
Expected Annual Maintenance	\$0	\$0	\$0	\$0	\$0	\$0	\$0

Maintenance Comments

Wastewater/Collections Capital

Riverside Ave, Monroe St to Wall St, Sewer Replacement

WWM-2018-60

Spending

Project Phase	Prior Spending	2021	Estimated Spending							Total
			2022	2023	2024	2025	2026	2027	6 Year Total	
Construction	\$0	\$0	\$0	\$0	\$0	\$0	\$400,000	\$100,000	\$500,000	\$500,000
Design	\$0	\$0	\$0	\$0	\$0	\$107,000	\$0	\$0	\$107,000	\$107,000
Planning	\$0	\$0	\$0	\$0	\$0	\$0	\$0	\$0	\$0	\$0
Total	\$0	\$0	\$0	\$0	\$0	\$107,000	\$400,000	\$100,000	\$607,000	\$607,000

Funding

Funding Name	Source	Status*	Prior Funding	2021	Estimated Funding							Total
					2022	2023	2024	2025	2026	2027	6 Year Total	
Utility Rates-IC	---	Unfunded	\$0	\$0	\$0	\$0	\$0	\$107,000	\$400,000	\$100,000	\$607,000	\$607,000
Total			\$0	\$0	\$0	\$0	\$0	\$107,000	\$400,000	\$100,000	\$607,000	\$607,000

- \*Status definitions
- Unidentified: Funding source has not yet been determined
  - Identified: Funding source has been found, but not yet requested
  - Applied: Grant or loan application has been submitted, or budget has been requested
  - Awarded: Grant or loan has been offered but the contract has not yet been signed or budget has not yet been approved by Council
  - Encumbered: Project contract has been signed and funds have been allocated to spend on the project

Wastewater/Collections Capital

Spokane Falls Blvd, Post to Division, Sewer Replacement

WWM-2018-53

Executive Summary

As part of the street reconstruction project, brick manholes will be replaced. This is an integrated project.

Project Justification

The clay sewer lines in Spokane Falls Boulevard improved using Cured in Place Pipe (CIPP). Brick manholes in this section of this project will probably not survive construction and need to be replaced.

*This project meets the following comprehensive plan goals and/or policies:*

CFU 1.3 - Maintenance. This project will rehabilitate an existing capital facility.

Location

Other Location

Spokane Falls Blvd, Division to Post St.

Project Status

Active

Currently in the planning stages.

External Factors

Schedule of the street reconstruction project will determine when this work is done.

Maintenance

*Maintenance of capital facilities, buildings and infrastructure has an impact on a Department’s operating budget, and thus routine maintenance costs for new and ongoing projects are identified in the table below.*

	2022	2023	2024	2025	2026	2027	Total
Expected Annual Maintenance	\$0	\$0	\$0	\$0	\$0	\$0	\$0

Maintenance Comments

**Wastewater/Collections Capital****Spokane Falls Blvd, Post to Division, Sewer Replacement**

WWM-2018-53

**Spending**

Project Phase	Prior Spending	2021	Estimated Spending							Total
			2022	2023	2024	2025	2026	2027	6 Year Total	
Construction	\$0	\$0	\$0	\$0	\$0	\$0	\$0	\$0	\$0	\$0
Design	\$0	\$0	\$0	\$0	\$0	\$0	\$15,000	\$85,000	\$100,000	\$100,000
Planning	\$0	\$0	\$0	\$0	\$0	\$5,000	\$0	\$0	\$5,000	\$5,000
Total	\$0	\$0	\$0	\$0	\$0	\$5,000	\$15,000	\$85,000	\$105,000	\$105,000

**Funding**

Funding Name	Source	Status*	Prior Funding	2021	Estimated Funding							Total
					2022	2023	2024	2025	2026	2027	6 Year Total	
Utility Rates-IC	Local	Funded	\$0	\$0	\$0	\$0	\$0	\$5,000	\$15,000	\$85,000	\$105,000	\$105,000
Total			\$0	\$0	\$0	\$0	\$0	\$5,000	\$15,000	\$85,000	\$105,000	\$105,000

**\*Status definitions**

- Unidentified: Funding source has not yet been determined
- Identified: Funding source has been found, but not yet requested
- Applied: Grant or loan application has been submitted, or budget has been requested
- Awarded: Grant or loan has been offered but the contract has not yet been signed or budget has not yet been approved by Council
- Encumbered: Project contract has been signed and funds have been allocated to spend on the project

Wastewater/Collections Capital

Sprague Avenue, Bernard to Scott, Sewer Replacement

WWM-2018-86

Executive Summary

As part of the street reconstruction project, 21-inch sewer pipe and brick manholes needs to be replaced. The portion west of Division Street is scheduled to match the street project. This is an integrated project.

Project Justification

The clay and concrete sewer lines in Sprague Avenue were installed in 1915. Portions of this sewer need to be replaced because it is cracked or may not survive construction. Brick manholes in this section of Sprague Avenue will probably not survive construction and need to be replaced.

*This project meets the following comprehensive plan goals and/or policies:*

CFU 1.3 - Maintenance. This project will rehabilitate an existing capital facility. CFU 3.2 - Utility Installation. This project will be constructed with a street project to reduce disruption and protect the infrastructure investment.

Location

Other Location

The sewer replacement is on Sprague Avenue from Scott to Bernard.

Project Status

Active

The project has been divided into 2 phases. Phase I is complete. Phase II will be completed in 2021. Public outreach began in 2017.

External Factors

Schedule of the street reconstruction project will determine when this work is done.

Maintenance

*Maintenance of capital facilities, buildings and infrastructure has an impact on a Department's operating budget, and thus routine maintenance costs for new and ongoing projects are identified in the table below.*

	2022	2023	2024	2025	2026	2027	Total
Expected Annual Maintenance	\$0	\$0	\$0	\$0	\$0	\$0	\$0

Maintenance Comments

**Wastewater/Collections Capital****Sprague Avenue, Bernard to Scott, Sewer Replacement**

WWM-2018-86

**Spending**

Project Phase	Prior Spending	2021	Estimated Spending							Total
			2022	2023	2024	2025	2026	2027	6 Year Total	
Construction	\$373,432	\$141,095	\$1,000	\$0	\$0	\$0	\$0	\$0	\$1,000	\$515,527
Design	\$45,264	\$0	\$0	\$0	\$0	\$0	\$0	\$0	\$0	\$45,264
Total	\$418,696	\$141,095	\$1,000	\$0	\$0	\$0	\$0	\$0	\$1,000	\$560,791

**Funding**

Funding Name	Source	Status*	Prior Funding	2021	Estimated Funding							Total
					2022	2023	2024	2025	2026	2027	6 Year Total	
Utility Rates-IC	Local	Funded	\$418,696	\$141,095	\$1,000	\$0	\$0	\$0	\$0	\$0	\$1,000	\$560,791
Total			\$418,696	\$141,095	\$1,000	\$0	\$0	\$0	\$0	\$0	\$1,000	\$560,791

**\*Status definitions**

- Unidentified: Funding source has not yet been determined
- Identified: Funding source has been found, but not yet requested
- Applied: Grant or loan application has been submitted, or budget has been requested
- Awarded: Grant or loan has been offered but the contract has not yet been signed or budget has not yet been approved by Council
- Encumbered: Project contract has been signed and funds have been allocated to spend on the project

Wastewater/Collections Capital

Study - Sewer Capital Facility Plan

WWM-2014-96

Executive Summary

A 20-year capital facility plan for the sanitary system collection system will be developed for LINK Utilities.

Project Justification

The last 20 year plan for the sanitary collection system was completed in the 1990s, before the CSO program began. With the construction of CSO facilities, the operation of the collection system will change. The plan will identify risks and opportunities for infill development.

*This project meets the following comprehensive plan goals and/or policies:*

CFU 2.2 - Concurrency Management System. Requires a Capital Facilities Program.

Location

Other Location

City-wide.

Project Status

Active

Project is currently underway.

External Factors

Maintenance

*Maintenance of capital facilities, buildings and infrastructure has an impact on a Department’s operating budget, and thus routine maintenance costs for new and ongoing projects are identified in the table below.*

	2022	2023	2024	2025	2026	2027	Total
Expected Annual Maintenance	\$0	\$0	\$0	\$0	\$0	\$0	\$0

Maintenance Comments

Wastewater/Collections Capital

Study - Sewer Capital Facility Plan

WWM-2014-96

Spending

Project Phase	Prior Spending	2021	Estimated Spending							Total
			2022	2023	2024	2025	2026	2027	6 Year Total	
Planning	\$89,009	\$100,000	\$200,000	\$200,000	\$300,000	\$0	\$0	\$0	\$700,000	\$889,009
Total	\$89,009	\$100,000	\$200,000	\$200,000	\$300,000	\$0	\$0	\$0	\$700,000	\$889,009

Funding

Funding Name	Source	Status*	Prior Funding	2021	Estimated Funding							Total
					2022	2023	2024	2025	2026	2027	6 Year Total	
Loan-CWSRF	Federal	Funded	\$89,009	\$0	\$0	\$0	\$0	\$0	\$0	\$0	\$0	\$89,009
Utility Rates-IC	Local	Funded	\$0	\$100,000	\$200,000	\$200,000	\$300,000	\$0	\$0	\$0	\$700,000	\$800,000
Total			\$89,009	\$100,000	\$200,000	\$200,000	\$300,000	\$0	\$0	\$0	\$700,000	\$889,009

- \*Status definitions
- Unidentified: Funding source has not yet been determined
  - Identified: Funding source has been found, but not yet requested
  - Applied: Grant or loan application has been submitted, or budget has been requested
  - Awarded: Grant or loan has been offered but the contract has not yet been signed or budget has not yet been approved by Council
  - Encumbered: Project contract has been signed and funds have been allocated to spend on the project

Wastewater/Collections Capital

Study - Water Reuse

WWM-2017-46

Executive Summary

This study will investigate options for cost-effective implementation of treated wastewater.

Project Justification

Class A effluent will be produced from the Next Level of Treatment. The opportunities and barriers for using the treated wastewater in cost effective applications will be evaluated.

*This project meets the following comprehensive plan goals and/or policies:*

CFU1.2 - Operational Efficiency. Reuse would promote less aquifer pumping and more efficient use of our resources.  
CFU3.3 - Coordination. Project will require coordination with other utilities and departments. CFU5.2 - Water Conservation. Project will require less aquifer pumping.

Location

Other Location

City of Spokane wastewater treatment plant.

Project Status

Active

Project is in the planning phase.

External Factors

The study needs to be completed before construction of A.L. White Blvd to determine if a reclaimed water pipe needs to be installed with the street project.

Maintenance

*Maintenance of capital facilities, buildings and infrastructure has an impact on a Department's operating budget, and thus routine maintenance costs for new and ongoing projects are identified in the table below.*

	2022	2023	2024	2025	2026	2027	Total
Expected Annual Maintenance	\$0	\$0	\$0	\$0	\$0	\$0	\$0

Maintenance Comments

Wastewater/Collections Capital

Study - Water Reuse

WWM-2017-46

Spending

Project Phase	Prior Spending	2021	Estimated Spending							Total
			2022	2023	2024	2025	2026	2027	6 Year Total	
Planning	\$3,818	\$0	\$0	\$0	\$0	\$146,182	\$130,000	\$0	\$276,182	\$280,000
Total	\$3,818	\$0	\$0	\$0	\$0	\$146,182	\$130,000	\$0	\$276,182	\$280,000

Funding

Funding Name	Source	Status*	Prior Funding	2021	Estimated Funding							Total
					2022	2023	2024	2025	2026	2027	6 Year Total	
Utility Rates-IC	Local	Funded	\$3,818	\$0	\$0	\$0	\$0	\$146,182	\$130,000	\$0	\$276,182	\$280,000
Total			\$3,818	\$0	\$0	\$0	\$0	\$146,182	\$130,000	\$0	\$276,182	\$280,000

- \*Status definitions
- Unidentified: Funding source has not yet been determined
  - Identified: Funding source has been found, but not yet requested
  - Applied: Grant or loan application has been submitted, or budget has been requested
  - Awarded: Grant or loan has been offered but the contract has not yet been signed or budget has not yet been approved by Council
  - Encumbered: Project contract has been signed and funds have been allocated to spend on the project

Wastewater/Collections Capital

Thor and Freya, Hartson to Sprague Avenue Sewer Upgrades

WWM-2018-55

Executive Summary

Sewer pipe and manhole upgrades associated with the street project. This is an integrated project.

Project Justification

The street construction is planned to be concrete for Thor and Freya for this project. Utilities need to be upgraded for the life of the concrete pavement. Upgrades will be in conjunction with the street project.

*This project meets the following comprehensive plan goals and/or policies:*

CFU 3.2 - Utility Installation should be coordination with public street projects.

Location

Other Location

Thor and Freya, 11th to Sprague Avenue.

Project Status

Active

The project is currently in the design phase.

External Factors

Schedule of the street reconstruction project will determine when this work is done. Construction of North-South Corridor Highway 395 by WSDOT needs to be coordinated with the construction.

Maintenance

*Maintenance of capital facilities, buildings and infrastructure has an impact on a Department’s operating budget, and thus routine maintenance costs for new and ongoing projects are identified in the table below.*

	2022	2023	2024	2025	2026	2027	Total
Expected Annual Maintenance	\$0	\$0	\$0	\$0	\$0	\$0	\$0

Maintenance Comments

Wastewater/Collections Capital

Thor and Freya, Hartson to Sprague Avenue Sewer Upgrades

WWM-2018-55

Spending

Project Phase	Prior Spending	2021	Estimated Spending							Total
			2022	2023	2024	2025	2026	2027	6 Year Total	
Construction	\$0	\$0	\$1,280,000	\$720,000	\$0	\$0	\$0	\$0	\$2,000,000	\$2,000,000
Design	\$0	\$160,000	\$0	\$0	\$0	\$0	\$0	\$0	\$0	\$160,000
Total	\$0	\$160,000	\$1,280,000	\$720,000	\$0	\$0	\$0	\$0	\$2,000,000	\$2,160,000

Funding

Funding Name	Source	Status*	Prior Funding	2021	Estimated Funding							Total
					2022	2023	2024	2025	2026	2027	6 Year Total	
Utility Rates-IC	Local	Funded	\$0	\$160,000	\$1,280,000	\$720,000	\$0	\$0	\$0	\$0	\$2,000,000	\$2,160,000
Total			\$0	\$160,000	\$1,280,000	\$720,000	\$0	\$0	\$0	\$0	\$2,000,000	\$2,160,000

- \*Status definitions
- Unidentified: Funding source has not yet been determined
  - Identified: Funding source has been found, but not yet requested
  - Applied: Grant or loan application has been submitted, or budget has been requested
  - Awarded: Grant or loan has been offered but the contract has not yet been signed or budget has not yet been approved by Council
  - Encumbered: Project contract has been signed and funds have been allocated to spend on the project

**Wastewater/Collections Capital****TJ Meenach, NW Blvd to Pettet Dr, Sewer Upgrade**

WWM-2015-83

**Executive Summary**

Construct a new siphon pipeline parallel to the existing siphon under TJ Meenach Drive, including upstream and downstream vaults, drain appurtenances, and providing for emergency overflow relief to the river in the event of a major break between this location and the Wastewater Treatment Plant.

**Project Justification**

The existing single barrel siphon pipe conveys most of the Cities major interceptor sewer flows to RPWRF. The existing siphon pipe has sharp angles, very steep sections, which makes it impossible to clean and or repair. All siphons are vulnerable to plugging, which can cause backups, structural damage and complete failure. This project will construct a parallel siphon sewer pipe to provide redundancy, and thus the ability to clean and repair either pipeline while still maintaining flow in the redundant pipeline. CSO 10 dry weather connections will be updated to improve operations at this site.

*This project meets the following comprehensive plan goals and/or policies:*

CFU 1.2 - Operational Efficiency. This project improves the operational efficiency by reducing required maintenance. CFU 1.3 - Maintenance. This project rehabilitates an existing capital facility. CFU 3.2 - Utility Installation. This project will be constructed with a street project to reduce cost.

**Location**

Other Location

TJ Meenach from Pettet Drive to NW Blvd.

**Project Status**

Active

Design will begin in 2021.

**External Factors**

This project will be constructed with the TJ Meenach street project.

**Maintenance**

*Maintenance of capital facilities, buildings and infrastructure has an impact on a Department's operating budget, and thus routine maintenance costs for new and ongoing projects are identified in the table below.*

	2022	2023	2024	2025	2026	2027	Total
Expected Annual Maintenance	\$0	\$0	\$0	\$0	\$0	\$0	\$0

**Maintenance Comments**

**Wastewater/Collections Capital****TJ Meenach, NW Blvd to Pettet Dr, Sewer Upgrade**

WWM-2015-83

**Spending**

Project Phase	Prior Spending	2021	Estimated Spending							Total
			2022	2023	2024	2025	2026	2027	6 Year Total	
Construction	\$0	\$0	\$1,432,000	\$40,000	\$0	\$0	\$0	\$0	\$1,472,000	\$1,472,000
Design	\$0	\$141,000	\$0	\$0	\$0	\$0	\$0	\$0	\$0	\$141,000
Total	\$0	\$141,000	\$1,432,000	\$40,000	\$0	\$0	\$0	\$0	\$1,472,000	\$1,613,000

**Funding**

Funding Name	Source	Status*	Prior Funding	2021	Estimated Funding							Total
					2022	2023	2024	2025	2026	2027	6 Year Total	
Loan-CWSRF	Federal	Funded	\$0	\$0	\$954,000	\$0	\$0	\$0	\$0	\$0	\$954,000	\$954,000
Utility Rates-IC	Local	Funded	\$0	\$141,000	\$478,000	\$40,000	\$0	\$0	\$0	\$0	\$518,000	\$659,000
Total			\$0	\$141,000	\$1,432,000	\$40,000	\$0	\$0	\$0	\$0	\$1,472,000	\$1,613,000

**\*Status definitions**

- Unidentified: Funding source has not yet been determined
- Identified: Funding source has been found, but not yet requested
- Applied: Grant or loan application has been submitted, or budget has been requested
- Awarded: Grant or loan has been offered but the contract has not yet been signed or budget has not yet been approved by Council
- Encumbered: Project contract has been signed and funds have been allocated to spend on the project

Wastewater/Collections Capital

West Plains Sewer Lift Station

WWM-2021-15

Executive Summary

This project is a new regional sewage lift station to serve the West Plains area. Sewer inverts are too low in this area of the West Plains to convey the sewage east into the City's system. There is an expectation that development will participate in the construction funding.

Project Justification

As development continues to the west, the lift station will be required push sewage to the east where it can drain via gravity.

*This project meets the following comprehensive plan goals and/or policies:*

CFU 2.1 - Available Public Facilities. CFU 6.2 - Economic Development.

Location

Other Location

Craig and Thorpe in the West Plains area.

Project Status

Active

The Project is in the planning phase.

External Factors

Development will affect the timing of this project.

Maintenance

*Maintenance of capital facilities, buildings and infrastructure has an impact on a Department's operating budget, and thus routine maintenance costs for new and ongoing projects are identified in the table below.*

	2022	2023	2024	2025	2026	2027	Total
Expected Annual Maintenance	\$0	\$0	\$0	\$0	\$0	\$0	\$0

Maintenance Comments

Wastewater/Collections Capital

West Plains Sewer Lift Station

WWM-2021-15

Spending

Project Phase	Prior Spending	2021	Estimated Spending							Total
			2022	2023	2024	2025	2026	2027	6 Year Total	
Construction	\$0	\$0	\$0	\$0	\$0	\$0	\$0	\$5,000,000	\$5,000,000	\$5,000,000
Design	\$0	\$0	\$0	\$0	\$0	\$0	\$0	\$0	\$0	\$0
Planning	\$0	\$0	\$400,000	\$0	\$0	\$0	\$0	\$0	\$400,000	\$400,000
Total	\$0	\$0	\$400,000	\$0	\$0	\$0	\$0	\$5,000,000	\$5,400,000	\$5,400,000

Funding

Funding Name	Source	Status*	Prior Funding	2021	Estimated Funding							Total
					2022	2023	2024	2025	2026	2027	6 Year Total	
Private	Unidentified	Unfunded	\$0	\$0	\$0	\$0	\$0	\$0	\$0	\$5,000,000	\$5,000,000	\$5,000,000
Utility Rates-IC	Local	Funded	\$0	\$0	\$400,000	\$0	\$0	\$0	\$0	\$0	\$400,000	\$400,000
Total			\$0	\$0	\$400,000	\$0	\$0	\$0	\$0	\$5,000,000	\$5,400,000	\$5,400,000

- \*Status definitions
- Unidentified: Funding source has not yet been determined
  - Identified: Funding source has been found, but not yet requested
  - Applied: Grant or loan application has been submitted, or budget has been requested
  - Awarded: Grant or loan has been offered but the contract has not yet been signed or budget has not yet been approved by Council
  - Encumbered: Project contract has been signed and funds have been allocated to spend on the project

Wastewater/Collections Capital

Whistalks Way Sewer Upgrades

WWM-2019-25

Executive Summary

The 8-inch sewer in Fort George Wright and siphon under Spokane River will be upgraded with the streets project.

Project Justification

The existing 8-inch siphon under the Spokane River is near its capacity. Upgrades to the siphon along with the lift stations have occurred as new developments were constructed in the area over the past 15 years. During the planning phase, a comprehensive analysis of the sewer system in the area will be completed to determine the most cost effective alternative to provide sewer service for growth along Ft. George Wright and may include a new lift station, river crossing (either bridge or boring), and connecting piping.

*This project meets the following comprehensive plan goals and/or policies:*

CFU 1.2 - Operational Efficiency. Operational efficiency will be improved by reducing required maintenance. CFU 2.1 - Available Public Facilities. Provide infrastructure at time of development. CFU 3.2 - Utility Installation. Constructed with a street project.

Location

Other Location

The project is along Fort George Wright Drive between Government Way and the Spokane River.

Project Status

Active

The project is currently in the planning stages.

External Factors

Construction of the street project.

Maintenance

*Maintenance of capital facilities, buildings and infrastructure has an impact on a Department’s operating budget, and thus routine maintenance costs for new and ongoing projects are identified in the table below.*

	2022	2023	2024	2025	2026	2027	Total
Expected Annual Maintenance	\$0	\$0	\$0	\$0	\$0	\$0	\$0

Maintenance Comments

Wastewater/Collections Capital

Whistalks Way Sewer Upgrades

WWM-2019-25

Spending

Project Phase	Prior Spending	2021	Estimated Spending							Total
			2022	2023	2024	2025	2026	2027	6 Year Total	
Construction	\$0	\$0	\$0	\$0	\$0	\$0	\$0	\$0	\$0	\$0
Design	\$0	\$0	\$0	\$0	\$0	\$0	\$0	\$920,000	\$920,000	\$920,000
Planning	\$0	\$0	\$0	\$0	\$0	\$0	\$0	\$0	\$0	\$0
Total	\$0	\$0	\$0	\$0	\$0	\$0	\$0	\$920,000	\$920,000	\$920,000

Funding

Funding Name	Source	Status*	Prior Funding	2021	Estimated Funding							Total
					2022	2023	2024	2025	2026	2027	6 Year Total	
Utility Rates-IC	Local	Funded	\$0	\$0	\$0	\$0	\$0	\$0	\$0	\$920,000	\$920,000	\$920,000
Total			\$0	\$0	\$0	\$0	\$0	\$0	\$0	\$920,000	\$920,000	\$920,000

- \*Status definitions
- Unidentified: Funding source has not yet been determined
  - Identified: Funding source has been found, but not yet requested
  - Applied: Grant or loan application has been submitted, or budget has been requested
  - Awarded: Grant or loan has been offered but the contract has not yet been signed or budget has not yet been approved by Council
  - Encumbered: Project contract has been signed and funds have been allocated to spend on the project

Wastewater/Collections Maintenance

Bio-Infiltration System Rehabilitation

WWM-2012-22

Executive Summary

These projects will restore design depth of the on-site treatment systems known as 208 grass swales to provide additional Capacity by replaces soils and vegetation (grass) of the existing bio-infiltration swales restore proper treatment functions as designed.

Project Justification

'Bio-Infiltration Systems' or grass percolation areas are commonly known as 'grassy swales' or "208 swales". The City maintains approximately 10 acres of grass percolation areas along arterial streets that treat and dispose of stormwater. City staff performs regular maintenance in order to maintain the effectiveness of these facilities. Bio-infiltration systems are expected to need rehabilitation about every 20 years. This project provides for this substantial rehabilitation efforts along arterials. The purpose of this project is to restore storage volumes and to additionally restore the stormwater treatment and infiltration capacity.

*This project meets the following comprehensive plan goals and/or policies:*

CFU 1.3 - Capital Facilities and Utilities Maintenance. CFU 5.3 - Capital Facilities and Utilities. CFU 5.3 - Stormwater. NE 1.2 - Natural Environment Stormwater Techniques.

Location

Other Location

These rehabilitation projects will occur throughout the City.

Project Status

Active

This is an ongoing project.

External Factors

Council action is required to approve Enterprise Fund Rates in order to fully fund this project.

Maintenance

*Maintenance of capital facilities, buildings and infrastructure has an impact on a Department's operating budget, and thus routine maintenance costs for new and ongoing projects are identified in the table below.*

	2022	2023	2024	2025	2026	2027	Total
Expected Annual Maintenance	\$0	\$0	\$0	\$0	\$0	\$0	\$0

Maintenance Comments

This project is a maintenance cost for existing infrastructure.

Wastewater/Collections Maintenance

Bio-Infiltration System Rehabilitation

WWM-2012-22

Spending

Project Phase	Prior Spending	2021	Estimated Spending							Total
			2022	2023	2024	2025	2026	2027	6 Year Total	
Construction	\$250,000	\$150,000	\$150,000	\$150,000	\$150,000	\$150,000	\$150,000	\$150,000	\$900,000	\$1,300,000
Total	\$250,000	\$150,000	\$150,000	\$150,000	\$150,000	\$150,000	\$150,000	\$150,000	\$900,000	\$1,300,000

Funding

Funding Name	Source	Status*	Prior Funding	2021	Estimated Funding							Total
					2022	2023	2024	2025	2026	2027	6 Year Total	
utilities Rates WWM	Local	Funded	\$250,000	\$150,000	\$150,000	\$150,000	\$150,000	\$150,000	\$150,000	\$150,000	\$900,000	\$1,300,000
Total			\$250,000	\$150,000	\$150,000	\$150,000	\$150,000	\$150,000	\$150,000	\$150,000	\$900,000	\$1,300,000

- \*Status definitions
- Unidentified: Funding source has not yet been determined
  - Identified: Funding source has been found, but not yet requested
  - Applied: Grant or loan application has been submitted, or budget has been requested
  - Awarded: Grant or loan has been offered but the contract has not yet been signed or budget has not yet been approved by Council
  - Encumbered: Project contract has been signed and funds have been allocated to spend on the project

Wastewater/Collections Maintenance

Citywide Ongoing Cure In Place Pipe (CIPP) Project

WWM-2012-4

Executive Summary

Rehabilitation of damaged pipe using a polyester felt liner impregnated with a resin that hardens when heated. This method of pipeline rehabilitation does not need the typical open trench excavation and paving by relining the pipe lines in place and usually is finished within two days per location.

Project Justification

Many of the City's sewer lines are approaching 75-100 years of age. As deteriorated pipelines are identified by inspecting sewer lines with remote TV inspection cameras the CIPP (cured in place pipe) is a method that rehabilitates these damaged pipe using a polyester felt liner impregnated with a resin that hardens when heated via steam, hot water or UV Curing. Essentially, CIPP constructs a new pipe within a damaged pipe without resorting to excavating. Many of the existing older sewers are made of vitrified clay that is susceptible to cracking and/or infiltration at the joints. Excavation to replace sewer pipes in congested streets is very expensive, so using CIPP is a cost-effective method to rehabilitate these types of pipes. The purpose of this project is to reduce operation and maintenance costs by replacing damaged and leaking pipes.

*This project meets the following comprehensive plan goals and/or policies:*

CFU 1.3 - Capital Facilities and Utilities. CFU 5.4 - Capital Facilities and Utilities Ground Water.

Location

Other Location

This project will occur throughout the City.

Project Status

Active

This is an ongoing infrastructure rehabilitation project.

External Factors

Maintenance

*Maintenance of capital facilities, buildings and infrastructure has an impact on a Department's operating budget, and thus routine maintenance costs for new and ongoing projects are identified in the table below.*

	2022	2023	2024	2025	2026	2027	Total
Expected Annual Maintenance	\$0	\$0	\$0	\$0	\$0	\$0	\$0

Maintenance Comments

Rehabilitation reduces ongoing maintenance

Wastewater/Collections Maintenance

Citywide Ongoing Cure In Place Pipe (CIPP) Project

WWM-2012-4

Spending

Project Phase	Prior Spending	2021	Estimated Spending							Total
			2022	2023	2024	2025	2026	2027	6 Year Total	
Construction	\$950,000	\$560,000	\$300,000	\$300,000	\$300,000	\$560,000	\$560,000	\$560,000	\$2,580,000	\$4,090,000
Total	\$950,000	\$560,000	\$300,000	\$300,000	\$300,000	\$560,000	\$560,000	\$560,000	\$2,580,000	\$4,090,000

Funding

Funding Name	Source	Status*	Prior Funding	2021	Estimated Funding							Total
					2022	2023	2024	2025	2026	2027	6 Year Total	
Utility Rates WWM	Local	Funded	\$950,000	\$560,000	\$300,000	\$300,000	\$300,000	\$560,000	\$560,000	\$560,000	\$2,580,000	\$4,090,000
Total			\$950,000	\$560,000	\$300,000	\$300,000	\$300,000	\$560,000	\$560,000	\$560,000	\$2,580,000	\$4,090,000

- \*Status definitions
- Unidentified: Funding source has not yet been determined
  - Identified: Funding source has been found, but not yet requested
  - Applied: Grant or loan application has been submitted, or budget has been requested
  - Awarded: Grant or loan has been offered but the contract has not yet been signed or budget has not yet been approved by Council
  - Encumbered: Project contract has been signed and funds have been allocated to spend on the project

Wastewater/Collections Maintenance

Inflow and Infiltration (I/I) Reduction/ Net Enviro. Benefit

WWM-2014-113

Executive Summary

This project will use Cured In Place Pipe (CIPP) techniques to reline pipes throughout the city to reduce infiltration & inflow (I&I) from groundwater and river sources which is required to meet the net environmental benefit requirement for the Next Level Treatment (NLT).

Project Justification

The City has found by line monitoring that portions of the sewer system have river and groundwater influences which flow through joints and cracks into the City system. This project will use CIPP (cured in place pipe) techniques to reline these pipe sections. Infiltration and Inflow (I&I) must be reduced in combined sewer basins to achieve the Net environmental Benefit (NEB) basis granted by Department of Ecology. NEB allowed Next Level of Treatment (NLT) to be a membrane facility with less capacity than the rest of the treatment plant. Additionally if this water does not enter the system it will not require treatment and thus plant costs are lowered. Initially, excess flows during wet weather and high river periods will not receive NLT. These peak flows must be reduced so that all flow receives NLT, otherwise NLT will need to be expanded at a great expense. To date several million gallons of water per day has been removed from the interceptor system especially during high river flows.

*This project meets the following comprehensive plan goals and/or policies:*

CFU 1.3 - Capital Facilities and Utilities Maintenance. CFU 5.4 - Capital Facilities and Maintenance Ground Water.

Location

Other Location

City-wide near the Spokane River.

Project Status

Active

Project is currently ongoing.

External Factors

Continue I&I identification and quantification is an ongoing effort.

Maintenance

*Maintenance of capital facilities, buildings and infrastructure has an impact on a Department’s operating budget, and thus routine maintenance costs for new and ongoing projects are identified in the table below.*

	2022	2023	2024	2025	2026	2027	Total
Expected Annual Maintenance	\$0	\$0	\$0	\$0	\$0	\$0	\$0

Maintenance Comments

RPWRF NLT Engineering to provide additional clarification.

Wastewater/Collections Maintenance

Inflow and Infiltration (I/I) Reduction/ Net Enviro. Benefit

WWM-2014-113

Spending

Project Phase	Prior Spending	2021	Estimated Spending							Total
			2022	2023	2024	2025	2026	2027	6 Year Total	
Construction	\$850,000	\$460,000	\$300,000	\$300,000	\$510,000	\$510,000	\$510,000	\$510,000	\$2,640,000	\$3,950,000
Total	\$850,000	\$460,000	\$300,000	\$300,000	\$510,000	\$510,000	\$510,000	\$510,000	\$2,640,000	\$3,950,000

Funding

Funding Name	Source	Status*	Prior Funding	2021	Estimated Funding							Total
					2022	2023	2024	2025	2026	2027	6 Year Total	
Utility Rates WWM	Local	Funded	\$850,000	\$460,000	\$300,000	\$300,000	\$510,000	\$510,000	\$510,000	\$510,000	\$2,640,000	\$3,950,000
Total			\$850,000	\$460,000	\$300,000	\$300,000	\$510,000	\$510,000	\$510,000	\$510,000	\$2,640,000	\$3,950,000

- \*Status definitions
- Unidentified: Funding source has not yet been determined
  - Identified: Funding source has been found, but not yet requested
  - Applied: Grant or loan application has been submitted, or budget has been requested
  - Awarded: Grant or loan has been offered but the contract has not yet been signed or budget has not yet been approved by Council
  - Encumbered: Project contract has been signed and funds have been allocated to spend on the project

**Wastewater/Collections Maintenance****Large Line Rehabilitation from Hydrogen Sulfide Damage**

WWM-2012-276

**Executive Summary**

Line sewer pipes and manholes that have been damaged by hydrogen sulfide and are at risk of failure and must be rehabilitated to prolong their service life. The most cost effective method to date to accomplish this rehabilitation is with the CIPP (cured in place pipe) process.

**Project Justification**

Hydrogen sulfide is a gas that is generated by the decomposition of wastewater and its byproduct is Sulfuric Acid which is eroding many of the concrete sewer pipes and manholes within the City. This erosion is occurring to the extent that pipes are collapsing and or being structurally compromised because of it. These pipes which are eroded will be lined with the CIPP method which is an inert material. Other pipes may need to be lined to limit risk due to other project construction, infiltration or severe cracking and identified repairs due to structural holes within the pipes.

*This project meets the following comprehensive plan goals and/or policies:*

CFU 1.3 - Capital Facilities and Utilities Maintenance. CFU 5.4 - Capital Facilities and Utilities Ground Water.

**Location**

Other Location

These projects occur throughout the City.

**Project Status**

Active

The project was started in 2013. The first large lines were rehabilitated in 2015 and Wastewater Management (WWM) is currently researching best practices for reducing the Hydrogen Sulfide problem. Additionally we have discovered that smaller lines are becoming damaged by Hydrogen Sulfide issues and this fund allows for their re-lining too.

**External Factors**

Council action is required to approve Enterprise Fund Rates in order to fully fund this project.

**Maintenance**

*Maintenance of capital facilities, buildings and infrastructure has an impact on a Department's operating budget, and thus routine maintenance costs for new and ongoing projects are identified in the table below.*

	2022	2023	2024	2025	2026	2027	Total
Expected Annual Maintenance	\$0	\$0	\$0	\$0	\$0	\$0	\$0

**Maintenance Comments**

Wastewater/Collections Maintenance

Large Line Rehabilitation from Hydrogen Sulfide Damage

WWM-2012-276

Spending

Project Phase	Prior Spending	2021	Estimated Spending							Total
			2022	2023	2024	2025	2026	2027	6 Year Total	
Construction	\$1,850,000	\$360,000	\$300,000	\$300,000	\$360,000	\$360,000	\$360,000	\$360,000	\$2,040,000	\$4,250,000
Total	\$1,850,000	\$360,000	\$300,000	\$300,000	\$360,000	\$360,000	\$360,000	\$360,000	\$2,040,000	\$4,250,000

Funding

Funding Name	Source	Status*	Prior Funding	2021	Estimated Funding							Total
					2022	2023	2024	2025	2026	2027	6 Year Total	
Utility Rates WWM	Local	Funded	\$1,850,000	\$360,000	\$300,000	\$300,000	\$360,000	\$360,000	\$360,000	\$360,000	\$2,040,000	\$4,250,000
Total			\$1,850,000	\$360,000	\$300,000	\$300,000	\$360,000	\$360,000	\$360,000	\$360,000	\$2,040,000	\$4,250,000

- \*Status definitions
- Unidentified: Funding source has not yet been determined
  - Identified: Funding source has been found, but not yet requested
  - Applied: Grant or loan application has been submitted, or budget has been requested
  - Awarded: Grant or loan has been offered but the contract has not yet been signed or budget has not yet been approved by Council
  - Encumbered: Project contract has been signed and funds have been allocated to spend on the project

Wastewater/Collections Maintenance

Lift Station Repair and Upgrade Fund

WWM-2016-41

Executive Summary

Wastewater Management owns, operates and maintains several (29 and counting) lift stations throughout the City. Many of these lift stations are in need of various age related repairs. This fund provides money to make those repairs and upgrades.

Project Justification

Lift stations are a critical part of the City's wastewater infrastructure. Located at low points, the lift stations are required to 'lift' sanitary sewage to an elevation that it can flow via gravity to the RPWRF. If the lift stations stop functioning, the sewage backs up into Citizens homes and or flows out manholes onto streets and the ground. Upgrading these stations with new pumps, electrical controls and monitors allows the uninterrupted service to those homes and businesses connected to them. These are the Lift Stations currently identified for design and construction under this project: 1. Francis and Cannon 2. Elm Street 3. Wind River 4. Francis and Assembly 5. Lower Crossing

*This project meets the following comprehensive plan goals and/or policies:*

CFU 1.3 - Capital Facilities and Utilities Maintenance. CFU 5.4 - Capital Facilities and Utilities Groundwater.

Location

Other Location

Miscellaneous locations throughout the City.

Project Status

Active

This project will be ongoing.

External Factors

Additional assessments are being completed on the City's remaining Lift Stations.

Maintenance

*Maintenance of capital facilities, buildings and infrastructure has an impact on a Department's operating budget, and thus routine maintenance costs for new and ongoing projects are identified in the table below.*

	2022	2023	2024	2025	2026	2027	Total
Expected Annual Maintenance	\$0	\$0	\$0	\$0	\$0	\$0	\$0

Maintenance Comments

Wastewater/Collections Maintenance

Lift Station Repair and Upgrade Fund

WWM-2016-41

Spending

Project Phase	Prior Spending	2021	Estimated Spending							Total
			2022	2023	2024	2025	2026	2027	6 Year Total	
Construction	\$200,000	\$200,000	\$300,000	\$275,000	\$575,000	\$350,000	\$100,000	\$200,000	\$1,800,000	\$2,200,000
Total	\$200,000	\$200,000	\$300,000	\$275,000	\$575,000	\$350,000	\$100,000	\$200,000	\$1,800,000	\$2,200,000

Funding

Funding Name	Source	Status*	Prior Funding	2021	Estimated Funding							Total
					2022	2023	2024	2025	2026	2027	6 Year Total	
Utility Rates WWM	Local	Funded	\$200,000	\$200,000	\$300,000	\$275,000	\$575,000	\$350,000	\$100,000	\$200,000	\$1,800,000	\$2,200,000
Total			\$200,000	\$200,000	\$300,000	\$275,000	\$575,000	\$350,000	\$100,000	\$200,000	\$1,800,000	\$2,200,000

- \*Status definitions
- Unidentified: Funding source has not yet been determined
  - Identified: Funding source has been found, but not yet requested
  - Applied: Grant or loan application has been submitted, or budget has been requested
  - Awarded: Grant or loan has been offered but the contract has not yet been signed or budget has not yet been approved by Council
  - Encumbered: Project contract has been signed and funds have been allocated to spend on the project

Wastewater/Collections Maintenance

Meadow Glen Forcemain Replacement

WWM-2016-39

Executive Summary

The existing 4-inch PVC forcemain was installed in 1994. This project will replace this PVC pipe with a 4-inch ductile iron pipe. The length of the forcemain is approximately 1,300 feet. Pavement patching will occur in both Arrowhead and Bedford.

Project Justification

Older PVC force mains are prone to splitting and breaking. Replacing these pipes with ductile iron, increases the life expectancy of the forcemain and reduces the risk of the pipes failure.

*This project meets the following comprehensive plan goals and/or policies:*

CFU 1 - Adequate Public Facilities and Services.

Location

Other Location

The forcemain is located in northwest Spokane in Arrowhead Drive and Bedford Avenue, beginning near the intersection of Arrowhead Drive just north of Brookfield Ave and ending just west of Danbury Avenue.

Project Status

Active

This project will begin design in 2021.

External Factors

None known at this time.

Maintenance

*Maintenance of capital facilities, buildings and infrastructure has an impact on a Department’s operating budget, and thus routine maintenance costs for new and ongoing projects are identified in the table below.*

	2022	2023	2024	2025	2026	2027	Total
Expected Annual Maintenance	\$0	\$0	\$0	\$0	\$0	\$0	\$0

Maintenance Comments

Wastewater/Collections Maintenance

Meadow Glen Forcemain Replacement

WWM-2016-39

Spending

Project Phase	Prior Spending	2021	Estimated Spending							Total
			2022	2023	2024	2025	2026	2027	6 Year Total	
Construction	\$0	\$0	\$0	\$300,000	\$0	\$0	\$0	\$0	\$300,000	\$300,000
Design	\$0	\$0	\$30,000	\$0	\$0	\$0	\$0	\$0	\$30,000	\$30,000
Total	\$0	\$0	\$30,000	\$300,000	\$0	\$0	\$0	\$0	\$330,000	\$330,000

Funding

Funding Name	Source	Status*	Prior Funding	2021	Estimated Funding							Total
					2022	2023	2024	2025	2026	2027	6 Year Total	
Utility Rates WWM	Local	Funded	\$0	\$0	\$30,000	\$300,000	\$0	\$0	\$0	\$0	\$330,000	\$330,000
Total			\$0	\$0	\$30,000	\$300,000	\$0	\$0	\$0	\$0	\$330,000	\$330,000

- \*Status definitions
- Unidentified: Funding source has not yet been determined
  - Identified: Funding source has been found, but not yet requested
  - Applied: Grant or loan application has been submitted, or budget has been requested
  - Awarded: Grant or loan has been offered but the contract has not yet been signed or budget has not yet been approved by Council
  - Encumbered: Project contract has been signed and funds have been allocated to spend on the project

Wastewater/Collections Maintenance

Public Sewer Extensions

WWM-2012-11

Executive Summary

Installation of new public mains in City R/W's increases sewer line capacity in order to eliminate existing private sewers and septic tanks within the City of Spokane's limits.

Project Justification

Private sewers have been built in many locations in the City, but have not been maintained. Often property owners do not know they are connected to a private sewer line. These sewers present a risk to all City citizens if leakage and failures occur. In some locations, properties are still on septic tank systems. This project would extend new public sewers in order to intercept existing private sewers in Public Right of Ways to be part of the City's public sewer system as directed by the Director of Wastewater. Septic tanks would be eliminated by extending public sewers to areas not yet served by the City's system.

*This project meets the following comprehensive plan goals and/or policies:*

CFU 1 - Adequate Public Facilities. CFU 3 - Coordination. CFU 5 - Environmental Concerns. NE 1 - Water Quality.

Location

Other Location

This project will occur throughout the City.

Project Status

Active

This is an ongoing system improvement projects.

External Factors

Council action is required to approve Enterprise Fund Rates in order to fully fund this project.

Maintenance

*Maintenance of capital facilities, buildings and infrastructure has an impact on a Department's operating budget, and thus routine maintenance costs for new and ongoing projects are identified in the table below.*

	2022	2023	2024	2025	2026	2027	Total
Expected Annual Maintenance	\$0	\$0	\$0	\$0	\$0	\$0	\$0

Maintenance Comments

Wastewater/Collections Maintenance

Public Sewer Extensions

WWM-2012-11

Spending

Project Phase	Prior Spending	2021	Estimated Spending							Total
			2022	2023	2024	2025	2026	2027	6 Year Total	
Construction	\$400,000	\$400,000	\$400,000	\$400,000	\$400,000	\$400,000	\$400,000	\$400,000	\$2,400,000	\$3,200,000
Design	\$50,000	\$50,000	\$50,000	\$50,000	\$50,000	\$50,000	\$50,000	\$50,000	\$300,000	\$400,000
Total	\$450,000	\$450,000	\$450,000	\$450,000	\$450,000	\$450,000	\$450,000	\$450,000	\$2,700,000	\$3,600,000

Funding

Funding Name	Source	Status*	Prior Funding	2021	Estimated Funding							Total
					2022	2023	2024	2025	2026	2027	6 Year Total	
Utility Rates WWM	Local	Funded	\$450,000	\$450,000	\$450,000	\$450,000	\$450,000	\$450,000	\$450,000	\$450,000	\$2,700,000	\$3,600,000
Total			\$450,000	\$450,000	\$450,000	\$450,000	\$450,000	\$450,000	\$450,000	\$450,000	\$2,700,000	\$3,600,000

- \*Status definitions
- Unidentified: Funding source has not yet been determined
  - Identified: Funding source has been found, but not yet requested
  - Applied: Grant or loan application has been submitted, or budget has been requested
  - Awarded: Grant or loan has been offered but the contract has not yet been signed or budget has not yet been approved by Council
  - Encumbered: Project contract has been signed and funds have been allocated to spend on the project

Wastewater/Collections Maintenance

Regal - 42nd to 44th Sewer Replacement

WWM-2020-46

Executive Summary

685' of 8' concrete sewer pipe need to be replaced due to deterioration of pipe and sags within pipe sections. Stormwater Infrastructure may need some upgrades.

Project Justification

The 8' sanitary lines are deteriorating and have major sags in them causing H2S issues and the need for frequent maintenance to prevent plugging. The increased frequency in cleaning is also causing wear to the pipe.

*This project meets the following comprehensive plan goals and/or policies:*

CFU 1.2 - Operational Efficiency. Operational efficiency will be improved by reducing required maintenance. CFU 1.3 - Maintenance. The project repairs existing assets.

Location

Other Location

Regal- 42nd Ave to 44th Ave.

Project Status

Active

Design in 2025 and Construct in 2026.

External Factors

Pipe condition deteriorating or collapses before scheduled construction.

Maintenance

*Maintenance of capital facilities, buildings and infrastructure has an impact on a Department's operating budget, and thus routine maintenance costs for new and ongoing projects are identified in the table below.*

	2022	2023	2024	2025	2026	2027	Total
Expected Annual Maintenance	\$0	\$0	\$0	\$0	\$0	\$0	\$0

Maintenance Comments

Wastewater/Collections Maintenance

Regal - 42nd to 44th Sewer Replacement

WWM-2020-46

Spending

Project Phase	Prior Spending	2021	Estimated Spending							Total
			2022	2023	2024	2025	2026	2027	6 Year Total	
Construction	\$0	\$0	\$0	\$0	\$207,000	\$0	\$0	\$0	\$207,000	\$207,000
Design	\$0	\$0	\$0	\$0	\$23,000	\$0	\$0	\$0	\$23,000	\$23,000
Total	\$0	\$0	\$0	\$0	\$230,000	\$0	\$0	\$0	\$230,000	\$230,000

Funding

Funding Name	Source	Status*	Prior Funding	2021	Estimated Funding							Total
					2022	2023	2024	2025	2026	2027	6 Year Total	
Utility Rates WWM	Local	Funded	\$0	\$0	\$0	\$0	\$230,000	\$0	\$0	\$0	\$230,000	\$230,000
Total			\$0	\$0	\$0	\$0	\$230,000	\$0	\$0	\$0	\$230,000	\$230,000

- \*Status definitions
- Unidentified: Funding source has not yet been determined
  - Identified: Funding source has been found, but not yet requested
  - Applied: Grant or loan application has been submitted, or budget has been requested
  - Awarded: Grant or loan has been offered but the contract has not yet been signed or budget has not yet been approved by Council
  - Encumbered: Project contract has been signed and funds have been allocated to spend on the project

Wastewater/Collections Maintenance  
Rehabilitation Project Fund  
WWM-2012-13

Executive Summary

Construction for unscheduled repairs and replacements of existing aged systems to meet demands of ICM projects.

Project Justification

This project makes funds available for repairs from external or internal damaged pipe or sags within the pipe and to replace existing systems in conjunction with ICM projects.

*This project meets the following comprehensive plan goals and/or policies:*

CFU 1.3 - Capital Facilities and Utilities Maintenance. CFU 5.4 - Capital Facilities and Utilities Groundwater.

Location

Other Location

This project will occur throughout the City.

Project Status

Active

This is an ongoing maintenance project.

External Factors

Council action is required to approve Enterprise Fund Rates in order to fully fund this project.

Maintenance

*Maintenance of capital facilities, buildings and infrastructure has an impact on a Department’s operating budget, and thus routine maintenance costs for new and ongoing projects are identified in the table below.*

	2022	2023	2024	2025	2026	2027	Total
Expected Annual Maintenance	\$0	\$0	\$0	\$0	\$0	\$0	\$0

Maintenance Comments

Wastewater/Collections Maintenance  
Rehabilitation Project Fund  
WWM-2012-13

Spending

Project Phase	Prior Spending	2021	Estimated Spending							Total
			2022	2023	2024	2025	2026	2027	6 Year Total	
Construction	\$410,000	\$250,000	\$350,000	\$250,000	\$350,000	\$250,000	\$350,000	\$250,000	\$1,800,000	\$2,460,000
Design	\$0	\$20,000	\$0	\$20,000	\$0	\$20,000	\$0	\$20,000	\$60,000	\$80,000
Total	\$410,000	\$270,000	\$350,000	\$270,000	\$350,000	\$270,000	\$350,000	\$270,000	\$1,860,000	\$2,540,000

Funding

Funding Name	Source	Status*	Prior Funding	2021	Estimated Funding							Total
					2022	2023	2024	2025	2026	2027	6 Year Total	
utilities WWM	Local	Funded	\$410,000	\$270,000	\$350,000	\$270,000	\$350,000	\$270,000	\$350,000	\$270,000	\$1,860,000	\$2,540,000
Total			\$410,000	\$270,000	\$350,000	\$270,000	\$350,000	\$270,000	\$350,000	\$270,000	\$1,860,000	\$2,540,000

- \*Status definitions
- Unidentified: Funding source has not yet been determined
  - Identified: Funding source has been found, but not yet requested
  - Applied: Grant or loan application has been submitted, or budget has been requested
  - Awarded: Grant or loan has been offered but the contract has not yet been signed or budget has not yet been approved by Council
  - Encumbered: Project contract has been signed and funds have been allocated to spend on the project

Wastewater/Collections Maintenance

Sewer Line Replacement

WWM-2020-39

Executive Summary

Sanitary pipes needing to be replaced due to deterioration of pipe and sags within pipe sections throughout the city.

Project Justification

As sanitary lines are deterioration and have major sags in them causing H2S issues and the need for frequent maintenance to prevent plugging. The increased frequency in cleaning is also causing wear to the pipe.

*This project meets the following comprehensive plan goals and/or policies:*

CFU 1.2 - Operational Efficiency. Operational efficiency will be improved by reducing required maintenance. CFU 1.3 - Maintenance. The project repairs existing assets.

Location

Other Location

City-wide replacement.

Project Status

Active

This is ongoing infrastructure replacement.

External Factors

Pipe condition deteriorating or collapses before scheduled construction.

Maintenance

*Maintenance of capital facilities, buildings and infrastructure has an impact on a Department’s operating budget, and thus routine maintenance costs for new and ongoing projects are identified in the table below.*

	2022	2023	2024	2025	2026	2027	Total
Expected Annual Maintenance	\$0	\$0	\$0	\$0	\$0	\$0	\$0

Maintenance Comments

I have removed the replacement of lines though 2023 with the understanding that if we have a line failure then we will have to replace at that time.

Wastewater/Collections Maintenance

Sewer Line Replacement

WWM-2020-39

Spending

Project Phase	Prior Spending	2021	Estimated Spending							Total
			2022	2023	2024	2025	2026	2027	6 Year Total	
Construction	\$0	\$0	\$0	\$0	\$150,000	\$150,000	\$207,000	\$150,000	\$657,000	\$657,000
Design	\$0	\$0	\$0	\$0	\$30,000	\$30,000	\$23,000	\$30,000	\$113,000	\$113,000
Total	\$0	\$0	\$0	\$0	\$180,000	\$180,000	\$230,000	\$180,000	\$770,000	\$770,000

Funding

Funding Name	Source	Status*	Prior Funding	2021	Estimated Funding							Total
					2022	2023	2024	2025	2026	2027	6 Year Total	
Utility Rates WWM	Local	Funded	\$0	\$0	\$0	\$0	\$180,000	\$180,000	\$230,000	\$180,000	\$770,000	\$770,000
Total			\$0	\$0	\$0	\$0	\$180,000	\$180,000	\$230,000	\$180,000	\$770,000	\$770,000

- \*Status definitions
- Unidentified: Funding source has not yet been determined
  - Identified: Funding source has been found, but not yet requested
  - Applied: Grant or loan application has been submitted, or budget has been requested
  - Awarded: Grant or loan has been offered but the contract has not yet been signed or budget has not yet been approved by Council
  - Encumbered: Project contract has been signed and funds have been allocated to spend on the project

Wastewater/Collections Maintenance

Sundance III Forcemain Replacement

WWM-2016-35

Executive Summary

The existing 4-inch Plastic (PVC) forcemain was installed in 1988. This project will replace this PVC pipe with a 4-inch ductile iron pipe. The forcemain is approximately 750-feet long. Pavement patching will occur in Comanche Drive where necessary.

Project Justification

Older PVC forcemain are prone to splitting and failing. Replacing these pipes with ductile iron, increases the life expectancy of the forcemain and reduces the risk of the pipes failure which prevents sewerage spilling to ground.

*This project meets the following comprehensive plan goals and/or policies:*

CFU 1 - Adequate Public Facilities and Services.

Location

Other Location

The forcemain to be replaced is on North Comanche Drive between Ridgecrest Drive and Shawnee Avenue.

Project Status

Active

This project will begin design in 2020.

External Factors

None known at this time.

Maintenance

*Maintenance of capital facilities, buildings and infrastructure has an impact on a Department’s operating budget, and thus routine maintenance costs for new and ongoing projects are identified in the table below.*

	2022	2023	2024	2025	2026	2027	Total
Expected Annual Maintenance	\$0	\$0	\$0	\$0	\$0	\$0	\$0

Maintenance Comments

Wastewater/Collections Maintenance

Sundance III Forcemain Replacement

WWM-2016-35

Spending

Project Phase	Prior Spending	2021	Estimated Spending							Total
			2022	2023	2024	2025	2026	2027	6 Year Total	
Construction	\$0	\$10,000	\$180,000	\$0	\$0	\$0	\$0	\$0	\$180,000	\$190,000
Design	\$30,000	\$0	\$0	\$0	\$0	\$0	\$0	\$0	\$0	\$30,000
Total	\$30,000	\$10,000	\$180,000	\$0	\$0	\$0	\$0	\$0	\$180,000	\$220,000

Funding

Funding Name	Source	Status*	Prior Funding	2021	Estimated Funding							Total
					2022	2023	2024	2025	2026	2027	6 Year Total	
Utility Rates WWM	Local	Funded	\$30,000	\$10,000	\$180,000	\$0	\$0	\$0	\$0	\$0	\$180,000	\$220,000
Total			\$30,000	\$10,000	\$180,000	\$0	\$0	\$0	\$0	\$0	\$180,000	\$220,000

- \*Status definitions
- Unidentified: Funding source has not yet been determined
  - Identified: Funding source has been found, but not yet requested
  - Applied: Grant or loan application has been submitted, or budget has been requested
  - Awarded: Grant or loan has been offered but the contract has not yet been signed or budget has not yet been approved by Council
  - Encumbered: Project contract has been signed and funds have been allocated to spend on the project

Wastewater/Collections Maintenance

Sundance IX Forcemain Replacement

WWM-2016-37

Executive Summary

The existing 6-inch Plastic (PVC) forcemain was installed in 1993. This project will replace this PVC pipe with a 6-inch ductile iron pipe. Approximately 1,100-feet of forcemain will be replaced. Pavement patching will occur where necessary in Skagit Ave.

Project Justification

Older PVC forcemain are prone to splitting and failure. Replacing these pipes with ductile iron, increases the life expectancy of the forcemain and reduces the risk of the pipes failure and sewerage spilling to ground.

*This project meets the following comprehensive plan goals and/or policies:*

CFU 1 - Adequate Public Facilities and Services.

Location

Other Location

The forcemain to be replaced is in Skagit Ave in Northwest Spokane in the Indian Trail area.

Project Status

Active

Currently in the planning stage.

External Factors

None known at this time.

Maintenance

*Maintenance of capital facilities, buildings and infrastructure has an impact on a Department’s operating budget, and thus routine maintenance costs for new and ongoing projects are identified in the table below.*

	2022	2023	2024	2025	2026	2027	Total
Expected Annual Maintenance	\$0	\$0	\$0	\$0	\$0	\$0	\$0

Maintenance Comments

Wastewater/Collections Maintenance

Sundance IX Forcemain Replacement

WWM-2016-37

Spending

Project Phase	Prior Spending	2021	Estimated Spending							Total
			2022	2023	2024	2025	2026	2027	6 Year Total	
Construction	\$0	\$0	\$0	\$410,000	\$0	\$0	\$0	\$0	\$410,000	\$410,000
Design	\$0	\$0	\$40,000	\$0	\$0	\$0	\$0	\$0	\$40,000	\$40,000
Total	\$0	\$0	\$40,000	\$410,000	\$0	\$0	\$0	\$0	\$450,000	\$450,000

Funding

Funding Name	Source	Status*	Prior Funding	2021	Estimated Funding							Total
					2022	2023	2024	2025	2026	2027	6 Year Total	
Utility Rates WWM	Local	Funded	\$0	\$0	\$40,000	\$410,000	\$0	\$0	\$0	\$0	\$450,000	\$450,000
Total			\$0	\$0	\$40,000	\$410,000	\$0	\$0	\$0	\$0	\$450,000	\$450,000

- \*Status definitions
- Unidentified: Funding source has not yet been determined
  - Identified: Funding source has been found, but not yet requested
  - Applied: Grant or loan application has been submitted, or budget has been requested
  - Awarded: Grant or loan has been offered but the contract has not yet been signed or budget has not yet been approved by Council
  - Encumbered: Project contract has been signed and funds have been allocated to spend on the project

Wastewater/Collections Maintenance

Wind River Force Main Replacement

WWM-2020-44

Executive Summary

The existing 3200' of 6-inch Plastic (PVC) forcemain and 940' of 4-inch Plastic (PVC) was installed in 1990. This project will replace this PVC pipe with ductile iron pipe. Approximately 4,100-feet of forcemain will be replaced.

Project Justification

Older PVC forcemains are prone to splitting and failure. Replacing these pipes with ductile iron, increases the life expectancy of the forcemain and reduces the risk of the pipes failure and sewerage spilling to ground.

*This project meets the following comprehensive plan goals and/or policies:*

CFU 1 - Adequate Public Facilities and Services.

Location

Other Location

The forcemain to be replaced from Wind River lift station at Tusannon St. & Deschutes Dr.to Northwest Terrace Lift station on Riffle Club and Aubrey L Parkway .

Project Status

Active

Currently in the planning stage.

External Factors

None known at this time.

Maintenance

*Maintenance of capital facilities, buildings and infrastructure has an impact on a Department's operating budget, and thus routine maintenance costs for new and ongoing projects are identified in the table below.*

	2022	2023	2024	2025	2026	2027	Total
Expected Annual Maintenance	\$0	\$0	\$0	\$0	\$0	\$0	\$0

Maintenance Comments

I have moved this out 1 year- this is to replacement PVC pressure lines that fail.

Wastewater/Collections Maintenance

Wind River Force Main Replacement

WWM-2020-44

Spending

Project Phase	Prior Spending	2021	Estimated Spending							Total
			2022	2023	2024	2025	2026	2027	6 Year Total	
Construction	\$0	\$0	\$0	\$0	\$0	\$1,250,000	\$0	\$0	\$1,250,000	\$1,250,000
Design	\$0	\$0	\$0	\$0	\$130,000	\$0	\$0	\$0	\$130,000	\$130,000
Total	\$0	\$0	\$0	\$0	\$130,000	\$1,250,000	\$0	\$0	\$1,380,000	\$1,380,000

Funding

Funding Name	Source	Status*	Prior Funding	2021	Estimated Funding							Total
					2022	2023	2024	2025	2026	2027	6 Year Total	
Utility Rates WWM	Local	Funded	\$0	\$0	\$0	\$0	\$130,000	\$1,250,000	\$0	\$0	\$1,380,000	\$1,380,000
Total			\$0	\$0	\$0	\$0	\$130,000	\$1,250,000	\$0	\$0	\$1,380,000	\$1,380,000

- \*Status definitions
- Unidentified: Funding source has not yet been determined
  - Identified: Funding source has been found, but not yet requested
  - Applied: Grant or loan application has been submitted, or budget has been requested
  - Awarded: Grant or loan has been offered but the contract has not yet been signed or budget has not yet been approved by Council
  - Encumbered: Project contract has been signed and funds have been allocated to spend on the project

Wastewater/Collections Vehicles and Equipment

1 1-Ton Dump Truck 2023

WWM-2020-27

Executive Summary

This truck is used for a variety of small construction projects by multiple crews.

Project Justification

To maintain, repair and rehabilitate sanitary and stormwater infrastructure.

*This project meets the following comprehensive plan goals and/or policies:*

CFU 1.2 - Operational Efficiency.

Location

Other Location

909 E Sprague.

Project Status

Active

Replacement of auxiliary vehicle for construction and service truck crews.

External Factors

Council action is required.

Maintenance

*Maintenance of capital facilities, buildings and infrastructure has an impact on a Department’s operating budget, and thus routine maintenance costs for new and ongoing projects are identified in the table below.*

	2022	2023	2024	2025	2026	2027	Total
Expected Annual Maintenance	\$0	\$0	\$0	\$0	\$0	\$0	\$0

Maintenance Comments

Wastewater/Collections Vehicles and Equipment

1 1-Ton Dump Truck 2023

WWM-2020-27

Spending

Project Phase	Prior Spending	2021	Estimated Spending							Total
			2022	2023	2024	2025	2026	2027	6 Year Total	
Purchases	\$0	\$0	\$0	\$100,000	\$0	\$0	\$0	\$0	\$100,000	\$100,000
Total	\$0	\$0	\$0	\$100,000	\$0	\$0	\$0	\$0	\$100,000	\$100,000

Funding

Funding Name	Source	Status*	Prior Funding	2021	Estimated Funding							Total
					2022	2023	2024	2025	2026	2027	6 Year Total	
utility rates-WWM	Local	Funded	\$0	\$0	\$0	\$100,000	\$0	\$0	\$0	\$0	\$100,000	\$100,000
Total			\$0	\$0	\$0	\$100,000	\$0	\$0	\$0	\$0	\$100,000	\$100,000

\*Status definitions

- Unidentified: Funding source has not yet been determined
- Identified: Funding source has been found, but not yet requested
- Applied: Grant or loan application has been submitted, or budget has been requested
- Awarded: Grant or loan has been offered but the contract has not yet been signed or budget has not yet been approved by Council
- Encumbered: Project contract has been signed and funds have been allocated to spend on the project

Wastewater/Collections Vehicles and Equipment

10 Yard Dump Truck 2027

WWM-2021-29

Executive Summary

These trucks are used in the repair process of sanitary and storm sewer systems throughout the city and assist other departments with construction or snow removal requirements.

Project Justification

To maintain the integrity and the capacity of the Sanitary Sewer System.

*This project meets the following comprehensive plan goals and/or policies:*

CFU 1.3 - Capital Facility and Utility Maintenance. CFU 1.3 - Maintenance. CFU 5.4 - Ground Water.

Location

Other Location

909 E. Sprague - City-wide.

Project Status

Active

Replacement vehicle purchase.

External Factors

Council action is required to approve Enterprise Fund Rates in order to fully fund this project.

Maintenance

*Maintenance of capital facilities, buildings and infrastructure has an impact on a Department’s operating budget, and thus routine maintenance costs for new and ongoing projects are identified in the table below.*

	2022	2023	2024	2025	2026	2027	Total
Expected Annual Maintenance	\$0	\$0	\$0	\$0	\$0	\$0	\$0

Maintenance Comments

Wastewater/Collections Vehicles and Equipment

10 Yard Dump Truck 2027

WWM-2021-29

Spending

Project Phase	Prior Spending	2021	Estimated Spending							Total
			2022	2023	2024	2025	2026	2027	6 Year Total	
Purchases	\$0	\$0	\$0	\$0	\$0	\$0	\$0	\$350,000	\$350,000	\$350,000
Total	\$0	\$0	\$0	\$0	\$0	\$0	\$0	\$350,000	\$350,000	\$350,000

Funding

Funding Name	Source	Status*	Prior Funding	2021	Estimated Funding							Total
					2022	2023	2024	2025	2026	2027	6 Year Total	
utility rates-WWM	Local	Funded	\$0	\$0	\$0	\$0	\$0	\$0	\$0	\$350,000	\$350,000	\$350,000
Total			\$0	\$0	\$0	\$0	\$0	\$0	\$0	\$350,000	\$350,000	\$350,000

\*Status definitions

- Unidentified: Funding source has not yet been determined
- Identified: Funding source has been found, but not yet requested
- Applied: Grant or loan application has been submitted, or budget has been requested
- Awarded: Grant or loan has been offered but the contract has not yet been signed or budget has not yet been approved by Council
- Encumbered: Project contract has been signed and funds have been allocated to spend on the project

Wastewater/Collections Vehicles and Equipment

100 KW Generator 2024

WWM-2014-137

Executive Summary

This generator can be used for both Wastewater and Water Emergencies.

Project Justification

To maintain the capacity of the sewer pipes and to fill fresh water tanks during periods without power, such as the last wind storm.

*This project meets the following comprehensive plan goals and/or policies:*

CFU 1.2 - Operational Efficiency. CFU 5.4 - Groundwater. CFU 3.4 - Natural and Man-Made disasters.

Location

Other Location

909 E. Sprague City-wide.

Project Status

Active

New/replacement purchase.

External Factors

Council approval for purchase.

Maintenance

*Maintenance of capital facilities, buildings and infrastructure has an impact on a Department’s operating budget, and thus routine maintenance costs for new and ongoing projects are identified in the table below.*

	2022	2023	2024	2025	2026	2027	Total
Expected Annual Maintenance	\$0	\$0	\$0	\$0	\$0	\$0	\$0

Maintenance Comments

Wastewater/Collections Vehicles and Equipment

100 KW Generator 2024

WWM-2014-137

Spending

Project Phase	Prior Spending	2021	Estimated Spending							Total
			2022	2023	2024	2025	2026	2027	6 Year Total	
Purchases	\$0	\$0	\$0	\$0	\$100,000	\$0	\$0	\$0	\$100,000	\$100,000
Total	\$0	\$0	\$0	\$0	\$100,000	\$0	\$0	\$0	\$100,000	\$100,000

Funding

Funding Name	Source	Status*	Prior Funding	2021	Estimated Funding							Total
					2022	2023	2024	2025	2026	2027	6 Year Total	
utility rates-WWM	Local	Funded	\$0	\$0	\$0	\$0	\$100,000	\$0	\$0	\$0	\$100,000	\$100,000
Total			\$0	\$0	\$0	\$0	\$100,000	\$0	\$0	\$0	\$100,000	\$100,000

\*Status definitions

- Unidentified: Funding source has not yet been determined
- Identified: Funding source has been found, but not yet requested
- Applied: Grant or loan application has been submitted, or budget has been requested
- Awarded: Grant or loan has been offered but the contract has not yet been signed or budget has not yet been approved by Council
- Encumbered: Project contract has been signed and funds have been allocated to spend on the project

Wastewater/Collections Vehicles and Equipment

2 10-Yard Dump Trucks 2022

WWM-2018-28

Executive Summary

These trucks are used in the repair process of sanitary and storm sewer systems throughout the city and assist other departments with construction or snow removal requirements.

Project Justification

To maintain the integrity and the capacity of the Sanitary Sewer System.

*This project meets the following comprehensive plan goals and/or policies:*

CFU 1.3 - Capital Facility and Utility Maintenance. CFU 1.3 - Maintenance. CFU 5.4 - Ground Water.

Location

Other Location

909 E. Sprague - City-wide.

Project Status

Active

Replacement vehicle purchase.

External Factors

Council action is required to approve Enterprise Fund Rates in order to fully fund this project.

Maintenance

*Maintenance of capital facilities, buildings and infrastructure has an impact on a Department’s operating budget, and thus routine maintenance costs for new and ongoing projects are identified in the table below.*

	2022	2023	2024	2025	2026	2027	Total
Expected Annual Maintenance	\$0	\$0	\$0	\$0	\$0	\$0	\$0

Maintenance Comments

Wastewater/Collections Vehicles and Equipment

2 10-Yard Dump Trucks 2022

WWM-2018-28

Spending

Project Phase	Prior Spending	2021	Estimated Spending							Total
			2022	2023	2024	2025	2026	2027	6 Year Total	
Purchases	\$0	\$0	\$650,000	\$0	\$0	\$0	\$0	\$0	\$650,000	\$650,000
Total	\$0	\$0	\$650,000	\$0	\$0	\$0	\$0	\$0	\$650,000	\$650,000

Funding

Funding Name	Source	Status*	Prior Funding	2021	Estimated Funding							Total
					2022	2023	2024	2025	2026	2027	6 Year Total	
utility rates-WWM	Local	Funded	\$0	\$0	\$650,000	\$0	\$0	\$0	\$0	\$0	\$650,000	\$650,000
Total			\$0	\$0	\$650,000	\$0	\$0	\$0	\$0	\$0	\$650,000	\$650,000

\*Status definitions

- Unidentified: Funding source has not yet been determined
- Identified: Funding source has been found, but not yet requested
- Applied: Grant or loan application has been submitted, or budget has been requested
- Awarded: Grant or loan has been offered but the contract has not yet been signed or budget has not yet been approved by Council
- Encumbered: Project contract has been signed and funds have been allocated to spend on the project

Wastewater/Collections Vehicles and Equipment

2 Catch Basin Cleaners 2025

WWM-2019-20

Executive Summary

These trucks are used to clean Storm inlets throughout the city and assist other departments with construction or general pumping requirements.

Project Justification

To maintain the integrity and the capacity of the Storm System.  
*This project meets the following comprehensive plan goals and/or policies:*  
CFU 1.3 - Capital Facilities and Utilities Maintenance. CFU 5.4 - Ground Water.

Location

Other Location  
909 E. Sprague - City-wide.

Project Status

Active  
Replacement vehicle purchase.

External Factors

Council action is required to approve Enterprise Fund Rates in order to fully fund this project.

Maintenance

*Maintenance of capital facilities, buildings and infrastructure has an impact on a Department’s operating budget, and thus routine maintenance costs for new and ongoing projects are identified in the table below.*

	2022	2023	2024	2025	2026	2027	Total
Expected Annual Maintenance	\$0	\$0	\$0	\$0	\$0	\$0	\$0

Maintenance Comments

Wastewater/Collections Vehicles and Equipment

2 Catch Basin Cleaners 2025

WWM-2019-20

Spending

Project Phase	Prior Spending	2021	Estimated Spending							Total
			2022	2023	2024	2025	2026	2027	6 Year Total	
Purchases	\$0	\$0	\$0	\$0	\$0	\$1,000,000	\$0	\$0	\$1,000,000	\$1,000,000
Total	\$0	\$0	\$0	\$0	\$0	\$1,000,000	\$0	\$0	\$1,000,000	\$1,000,000

Funding

Funding Name	Source	Status*	Prior Funding	2021	Estimated Funding							Total
					2022	2023	2024	2025	2026	2027	6 Year Total	
utility rates-WWM	Local	Funded	\$0	\$0	\$0	\$0	\$0	\$1,000,000	\$0	\$0	\$1,000,000	\$1,000,000
Total			\$0	\$0	\$0	\$0	\$0	\$1,000,000	\$0	\$0	\$1,000,000	\$1,000,000

\*Status definitions

- Unidentified: Funding source has not yet been determined
- Identified: Funding source has been found, but not yet requested
- Applied: Grant or loan application has been submitted, or budget has been requested
- Awarded: Grant or loan has been offered but the contract has not yet been signed or budget has not yet been approved by Council
- Encumbered: Project contract has been signed and funds have been allocated to spend on the project

Wastewater/Collections Vehicles and Equipment

2 Combination Sewer Cleaner 2024

WWM-2014-128

Executive Summary

These trucks are used to clean large sewer lines throughout the city and assist other departments with construction or general pumping requirements.

Project Justification

To maintain the integrity and the capacity of the Sanitary Sewer System.

*This project meets the following comprehensive plan goals and/or policies:*

CFU 1.3 - Capital Facilities and Utilities Maintenance. CFU 5.4 - Ground Water.

Location

Other Location

909 E. Sprague - City-wide.

Project Status

Active

Replacement vehicle purchase.

External Factors

Council action is required to approve Enterprise Fund Rates in order to fully fund this project.

Maintenance

*Maintenance of capital facilities, buildings and infrastructure has an impact on a Department’s operating budget, and thus routine maintenance costs for new and ongoing projects are identified in the table below.*

	2022	2023	2024	2025	2026	2027	Total
Expected Annual Maintenance	\$0	\$0	\$0	\$0	\$0	\$0	\$0

Maintenance Comments

Wastewater/Collections Vehicles and Equipment

2 Combination Sewer Cleaner 2024

WWM-2014-128

Spending

Project Phase	Prior Spending	2021	Estimated Spending							Total
			2022	2023	2024	2025	2026	2027	6 Year Total	
Purchases	\$0	\$0	\$0	\$0	\$1,200,000	\$0	\$0	\$0	\$1,200,000	\$1,200,000
Total	\$0	\$0	\$0	\$0	\$1,200,000	\$0	\$0	\$0	\$1,200,000	\$1,200,000

Funding

Funding Name	Source	Status*	Prior Funding	2021	Estimated Funding							Total
					2022	2023	2024	2025	2026	2027	6 Year Total	
utility rates WWM	Local	Funded	\$0	\$0	\$0	\$0	\$1,200,000	\$0	\$0	\$0	\$1,200,000	\$1,200,000
Total			\$0	\$0	\$0	\$0	\$1,200,000	\$0	\$0	\$0	\$1,200,000	\$1,200,000

\*Status definitions

- Unidentified: Funding source has not yet been determined
- Identified: Funding source has been found, but not yet requested
- Applied: Grant or loan application has been submitted, or budget has been requested
- Awarded: Grant or loan has been offered but the contract has not yet been signed or budget has not yet been approved by Council
- Encumbered: Project contract has been signed and funds have been allocated to spend on the project

Wastewater/Collections Vehicles and Equipment

2 Mechanical Sewer Rodders 2026

WWM-2017-75

Executive Summary

Replace Equipment working on Storm and Sewer pipes.

Project Justification

Maintain utilities for our customers.

*This project meets the following comprehensive plan goals and/or policies:*

CFU 1.2 - Operational Efficiency. CFU 5.4 - Groundwater.

Location

Other Location

909 E. Sprague.

Project Status

Active

Replacement Vehicle.

External Factors

Emergency response capabilities.

Maintenance

*Maintenance of capital facilities, buildings and infrastructure has an impact on a Department’s operating budget, and thus routine maintenance costs for new and ongoing projects are identified in the table below.*

	2022	2023	2024	2025	2026	2027	Total
Expected Annual Maintenance	\$0	\$0	\$0	\$0	\$0	\$0	\$0

Maintenance Comments

Wastewater/Collections Vehicles and Equipment

2 Mechanical Sewer Rodders 2026

WWM-2017-75

Spending

Project Phase	Prior Spending	2021	Estimated Spending							Total
			2022	2023	2024	2025	2026	2027	6 Year Total	
Purchases	\$0	\$0	\$0	\$0	\$0	\$0	\$700,000	\$0	\$700,000	\$700,000
Total	\$0	\$0	\$0	\$0	\$0	\$0	\$700,000	\$0	\$700,000	\$700,000

Funding

Funding Name	Source	Status*	Prior Funding	2021	Estimated Funding							Total
					2022	2023	2024	2025	2026	2027	6 Year Total	
utility rates WWM	Local	Funded	\$0	\$0	\$0	\$0	\$0	\$0	\$0	\$700,000	\$700,000	\$700,000
Total			\$0	\$0	\$0	\$0	\$0	\$0	\$0	\$700,000	\$700,000	\$700,000

\*Status definitions

- Unidentified: Funding source has not yet been determined
- Identified: Funding source has been found, but not yet requested
- Applied: Grant or loan application has been submitted, or budget has been requested
- Awarded: Grant or loan has been offered but the contract has not yet been signed or budget has not yet been approved by Council
- Encumbered: Project contract has been signed and funds have been allocated to spend on the project

Wastewater/Collections Vehicles and Equipment

8- F150 4x4 2023 - 2027

WWM-2021-45

Executive Summary

These trucks is used for a variety of tasks of by multiple crews

Project Justification

To maintain, repair, rehabilitate sanitary and stormwater infrastructure. Inspection of capital and private projects and snow removal.

*This project meets the following comprehensive plan goals and/or policies:*

CFU 1.2 Operational Efficiency

Location

Other Location

909 E Sprague

Project Status

Active

Replacement of auxiliary vehicles for various tasks, snow removal, checking and recording catch basin data and storm facilities, locating and inspection of side sewers.

External Factors

council action is required

Maintenance

*Maintenance of capital facilities, buildings and infrastructure has an impact on a Department’s operating budget, and thus routine maintenance costs for new and ongoing projects are identified in the table below.*

	2022	2023	2024	2025	2026	2027	Total
Expected Annual Maintenance	\$0	\$0	\$0	\$0	\$0	\$0	\$0

Maintenance Comments

Wastewater/Collections Vehicles and Equipment

8- F150 4x4 2023 - 2027

WWM-2021-45

Spending

Project Phase	Prior Spending	2021	Estimated Spending							Total
			2022	2023	2024	2025	2026	2027	6 Year Total	
Purchases	\$0	\$0	\$0	\$115,000	\$70,000	\$0	\$35,000	\$70,000	\$290,000	\$290,000
Total	\$0	\$0	\$0	\$115,000	\$70,000	\$0	\$35,000	\$70,000	\$290,000	\$290,000

Funding

Funding Name	Source	Status*	Prior Funding	2021	Estimated Funding							Total
					2022	2023	2024	2025	2026	2027	6 Year Total	
utility rates WWM	Local	Funded	\$0	\$0	\$0	\$115,000	\$70,000	\$0	\$35,000	\$70,000	\$290,000	\$290,000
Total			\$0	\$0	\$0	\$115,000	\$70,000	\$0	\$35,000	\$70,000	\$290,000	\$290,000

\*Status definitions

- Unidentified: Funding source has not yet been determined
- Identified: Funding source has been found, but not yet requested
- Applied: Grant or loan application has been submitted, or budget has been requested
- Awarded: Grant or loan has been offered but the contract has not yet been signed or budget has not yet been approved by Council
- Encumbered: Project contract has been signed and funds have been allocated to spend on the project

Wastewater/Collections Vehicles and Equipment

Catch Basin Cleaner 2027

WWM-2021-30

Executive Summary

These trucks are used to clean Storm inlets throughout the city and assist other departments with construction or general pumping requirements.

Project Justification

To maintain the integrity and the capacity of the Storm System.

*This project meets the following comprehensive plan goals and/or policies:*

CFU 1.3 - Capital Facilities and Utilities Maintenance. CFU 5.4 - Ground Water.

Location

Other Location

909 E. Sprague - City-wide.

Project Status

Active

Replacement vehicle purchase.

External Factors

Council action is required to approve Enterprise Fund Rates in order to fully fund this project.

Maintenance

*Maintenance of capital facilities, buildings and infrastructure has an impact on a Department’s operating budget, and thus routine maintenance costs for new and ongoing projects are identified in the table below.*

	2022	2023	2024	2025	2026	2027	Total
Expected Annual Maintenance	\$0	\$0	\$0	\$0	\$0	\$0	\$0

Maintenance Comments

Wastewater/Collections Vehicles and Equipment

Catch Basin Cleaner 2027

WWM-2021-30

Spending

Project Phase	Prior Spending	2021	Estimated Spending							Total
			2022	2023	2024	2025	2026	2027	6 Year Total	
Purchases	\$0	\$0	\$0	\$0	\$0	\$0	\$0	\$500,000	\$500,000	\$500,000
Total	\$0	\$0	\$0	\$0	\$0	\$0	\$0	\$500,000	\$500,000	\$500,000

Funding

Funding Name	Source	Status*	Prior Funding	2021	Estimated Funding							Total
					2022	2023	2024	2025	2026	2027	6 Year Total	
utility rates-WWM	Local	Funded	\$0	\$0	\$0	\$0	\$0	\$0	\$0	\$500,000	\$500,000	\$500,000
Total			\$0	\$0	\$0	\$0	\$0	\$0	\$0	\$500,000	\$500,000	\$500,000

\*Status definitions

- Unidentified: Funding source has not yet been determined
- Identified: Funding source has been found, but not yet requested
- Applied: Grant or loan application has been submitted, or budget has been requested
- Awarded: Grant or loan has been offered but the contract has not yet been signed or budget has not yet been approved by Council
- Encumbered: Project contract has been signed and funds have been allocated to spend on the project

Wastewater/Collections Vehicles and Equipment

Closed Circuit Television Inspection Truck 2022

WWM-2016-110

Executive Summary

This truck is used to inspect all new Storm and Sanitary sewer pipes as well as routine inspection of existing infrastructure for blockages and structural condition.

Project Justification

To maintain the capacity and integrity of the wastewater collection system.

*This project meets the following comprehensive plan goals and/or policies:*

CFU 1.2 - Operational Efficiency. CFU 5.4 - Groundwater.

Location

Other Location

909 E. Sprague.

Project Status

Active

Replacement vehicle.

External Factors

Council action is required to approve Enterprise Fund Rates in order to fully fund this project.

Maintenance

*Maintenance of capital facilities, buildings and infrastructure has an impact on a Department’s operating budget, and thus routine maintenance costs for new and ongoing projects are identified in the table below.*

	2022	2023	2024	2025	2026	2027	Total
Expected Annual Maintenance	\$0	\$0	\$0	\$0	\$0	\$0	\$0

Maintenance Comments

Wastewater/Collections Vehicles and Equipment

Closed Circuit Television Inspection Truck 2022

WWM-2016-110

Spending

Project Phase	Prior Spending	2021	Estimated Spending							Total
			2022	2023	2024	2025	2026	2027	6 Year Total	
Purchases	\$0	\$0	\$350,000	\$0	\$0	\$0	\$0	\$0	\$350,000	\$350,000
Total	\$0	\$0	\$350,000	\$0	\$0	\$0	\$0	\$0	\$350,000	\$350,000

Funding

Funding Name	Source	Status*	Prior Funding	2021	Estimated Funding							Total
					2022	2023	2024	2025	2026	2027	6 Year Total	
utility rates WWM	Local	Funded	\$0	\$0	\$350,000	\$0	\$0	\$0	\$0	\$0	\$350,000	\$350,000
Total			\$0	\$0	\$350,000	\$0	\$0	\$0	\$0	\$0	\$350,000	\$350,000

- \*Status definitions
- Unidentified: Funding source has not yet been determined
  - Identified: Funding source has been found, but not yet requested
  - Applied: Grant or loan application has been submitted, or budget has been requested
  - Awarded: Grant or loan has been offered but the contract has not yet been signed or budget has not yet been approved by Council
  - Encumbered: Project contract has been signed and funds have been allocated to spend on the project

Wastewater/Collections Vehicles and Equipment

Closed Circuit Television Inspection Truck 2023

WWM-2016-111

Executive Summary

This truck is used to inspect all new Storm and Sanitary sewer pipes as well as routine inspection of existing infrastructure for blockages and structural condition.

Project Justification

To maintain the capacity and integrity of the wastewater collection system.

*This project meets the following comprehensive plan goals and/or policies:*

CFU 1.2 - Operational Efficiency. CFU 5.4 - Groundwater.

Location

Other Location

909 E. Sprague.

Project Status

Active

Replacement vehicle.

External Factors

Council action is required to approve Enterprise Fund Rates in order to fully fund this project.

Maintenance

*Maintenance of capital facilities, buildings and infrastructure has an impact on a Department’s operating budget, and thus routine maintenance costs for new and ongoing projects are identified in the table below.*

	2022	2023	2024	2025	2026	2027	Total
Expected Annual Maintenance	\$0	\$0	\$0	\$0	\$0	\$0	\$0

Maintenance Comments

Wastewater/Collections Vehicles and Equipment

Closed Circuit Television Inspection Truck 2023

WWM-2016-111

Spending

Project Phase	Prior Spending	2021	Estimated Spending							Total
			2022	2023	2024	2025	2026	2027	6 Year Total	
Purchases	\$0	\$0	\$0	\$350,000	\$0	\$0	\$0	\$0	\$350,000	\$350,000
Total	\$0	\$0	\$0	\$350,000	\$0	\$0	\$0	\$0	\$350,000	\$350,000

Funding

Funding Name	Source	Status*	Prior Funding	2021	Estimated Funding							Total
					2022	2023	2024	2025	2026	2027	6 Year Total	
utility rates WWM	Local	Funded	\$0	\$0	\$0	\$350,000	\$0	\$0	\$0	\$0	\$350,000	\$350,000
Total			\$0	\$0	\$0	\$350,000	\$0	\$0	\$0	\$0	\$350,000	\$350,000

- \*Status definitions
- Unidentified: Funding source has not yet been determined
  - Identified: Funding source has been found, but not yet requested
  - Applied: Grant or loan application has been submitted, or budget has been requested
  - Awarded: Grant or loan has been offered but the contract has not yet been signed or budget has not yet been approved by Council
  - Encumbered: Project contract has been signed and funds have been allocated to spend on the project

Wastewater/Collections Vehicles and Equipment

Closed Circuit Television Inspection Truck 2027

WWM-2021-28

Executive Summary

This truck is used to inspect all new Storm and Sanitary sewer pipes as well as routine inspection of existing infrastructure for blockages and structural condition.

Project Justification

To maintain the capacity and integrity of the wastewater collection system.

*This project meets the following comprehensive plan goals and/or policies:*

CFU 1.2 - Operational Efficiency. CFU 5.4 - Groundwater.

Location

Other Location

909 E. Sprague.

Project Status

Active

Replacement vehicle.

External Factors

Council action is required to approve Enterprise Fund Rates in order to fully fund this project.

Maintenance

*Maintenance of capital facilities, buildings and infrastructure has an impact on a Department’s operating budget, and thus routine maintenance costs for new and ongoing projects are identified in the table below.*

	2022	2023	2024	2025	2026	2027	Total
Expected Annual Maintenance	\$0	\$0	\$0	\$0	\$0	\$0	\$0

Maintenance Comments

Wastewater/Collections Vehicles and Equipment

Closed Circuit Television Inspection Truck 2027

WWM-2021-28

Spending

Project Phase	Prior Spending	2021	Estimated Spending							Total
			2022	2023	2024	2025	2026	2027	6 Year Total	
Purchases	\$0	\$0	\$0	\$0	\$0	\$0	\$0	\$350,000	\$350,000	\$350,000
Total	\$0	\$0	\$0	\$0	\$0	\$0	\$0	\$350,000	\$350,000	\$350,000

Funding

Funding Name	Source	Status*	Prior Funding	2021	Estimated Funding							Total
					2022	2023	2024	2025	2026	2027	6 Year Total	
utility rates-WWM	Local	Funded	\$0	\$0	\$0	\$0	\$0	\$0	\$0	\$350,000	\$350,000	\$350,000
Total			\$0	\$0	\$0	\$0	\$0	\$0	\$0	\$350,000	\$350,000	\$350,000

- \*Status definitions
- Unidentified: Funding source has not yet been determined
  - Identified: Funding source has been found, but not yet requested
  - Applied: Grant or loan application has been submitted, or budget has been requested
  - Awarded: Grant or loan has been offered but the contract has not yet been signed or budget has not yet been approved by Council
  - Encumbered: Project contract has been signed and funds have been allocated to spend on the project

Wastewater/Collections Vehicles and Equipment

Engineer Tech Equipment

WWM-2021-46

Executive Summary

Upgrade existing GPS equipment and new LIDAR capability used by Engineer Techs to locate and map assets.

Project Justification

Engineering Techs need to be able to accurately locate and measure assets for consistent and accurate map of infrastructure.

*This project meets the following comprehensive plan goals and/or policies:*

CFU-1 - Adequate Public Facilities and Services. CFU-5 - Environmental Concerns.

Location

Other Location

909 E Sprague.

Project Status

Active

GPS and LIDAR equipment upgrades.

External Factors

Changing technology capabilities.

Maintenance

*Maintenance of capital facilities, buildings and infrastructure has an impact on a Department’s operating budget, and thus routine maintenance costs for new and ongoing projects are identified in the table below.*

	2022	2023	2024	2025	2026	2027	Total
Expected Annual Maintenance	\$0	\$0	\$0	\$0	\$0	\$0	\$0

Maintenance Comments

Wastewater/Collections Vehicles and Equipment

Engineer Tech Equipment

WWM-2021-46

Spending

Project Phase	Prior Spending	2021	Estimated Spending							Total
			2022	2023	2024	2025	2026	2027	6 Year Total	
Purchases	\$0	\$0	\$0	\$100,000	\$0	\$0	\$0	\$0	\$100,000	\$100,000
Total	\$0	\$0	\$0	\$100,000	\$0	\$0	\$0	\$0	\$100,000	\$100,000

Funding

Funding Name	Source	Status*	Prior Funding	2021	Estimated Funding							Total
					2022	2023	2024	2025	2026	2027	6 Year Total	
Utility Rates WWM	Local	Funded	\$0	\$0	\$0	\$100,000	\$0	\$0	\$0	\$0	\$100,000	\$100,000
Total			\$0	\$0	\$0	\$100,000	\$0	\$0	\$0	\$0	\$100,000	\$100,000

\*Status definitions

- Unidentified: Funding source has not yet been determined
- Identified: Funding source has been found, but not yet requested
- Applied: Grant or loan application has been submitted, or budget has been requested
- Awarded: Grant or loan has been offered but the contract has not yet been signed or budget has not yet been approved by Council
- Encumbered: Project contract has been signed and funds have been allocated to spend on the project

Wastewater/Collections Vehicles and Equipment

Heavy Construction Equipment- Backhoe 2025

WWM-2019-21

Executive Summary

This equipment is used to maintain and rehabilitate our existing sanitary and stormwater collection systems.

Project Justification

To maintain the capacity of the aging wastewater and stormwater collection systems.

*This project meets the following comprehensive plan goals and/or policies:*

CFU 1.2 - Operational Efficiency. CFU 1.3 - Maintenance. CFU 5.4 - Groundwater.

Location

Other Location

909 E. Sprague.

Project Status

Active

Replacement Vehicle.

External Factors

Council action is required to approve Enterprise Fund Rates in order to fully fund this project.

Maintenance

*Maintenance of capital facilities, buildings and infrastructure has an impact on a Department’s operating budget, and thus routine maintenance costs for new and ongoing projects are identified in the table below.*

	2022	2023	2024	2025	2026	2027	Total
Expected Annual Maintenance	\$0	\$0	\$0	\$0	\$0	\$0	\$0

Maintenance Comments

Wastewater/Collections Vehicles and Equipment

Heavy Construction Equipment- Backhoe 2025

WWM-2019-21

Spending

Project Phase	Prior Spending	2021	Estimated Spending							Total
			2022	2023	2024	2025	2026	2027	6 Year Total	
Purchases	\$0	\$0	\$0	\$0	\$0	\$200,000	\$0	\$0	\$200,000	\$200,000
Total	\$0	\$0	\$0	\$0	\$0	\$200,000	\$0	\$0	\$200,000	\$200,000

Funding

Funding Name	Source	Status*	Prior Funding	2021	Estimated Funding							Total
					2022	2023	2024	2025	2026	2027	6 Year Total	
utility rates WWM	Local	Funded	\$0	\$0	\$0	\$0	\$0	\$200,000	\$0	\$0	\$200,000	\$200,000
Total			\$0	\$0	\$0	\$0	\$0	\$200,000	\$0	\$0	\$200,000	\$200,000

- \*Status definitions
- Unidentified: Funding source has not yet been determined
  - Identified: Funding source has been found, but not yet requested
  - Applied: Grant or loan application has been submitted, or budget has been requested
  - Awarded: Grant or loan has been offered but the contract has not yet been signed or budget has not yet been approved by Council
  - Encumbered: Project contract has been signed and funds have been allocated to spend on the project

Wastewater/Collections Vehicles and Equipment

Heavy Construction Equipment- Loader 2023

WWM-2017-68

Executive Summary

This equipment is used to maintain and rehabilitate our existing sanitary sewer and stormwater collection systems. Also used in the citywide snow removal.

Project Justification

To maintain the capacity of the existing collection systems.

*This project meets the following comprehensive plan goals and/or policies:*

CFU 1.2 - Operational Efficiency. CFU 1.3 - Maintenance. CFU 5.4 - Groundwater.

Location

Other Location

909 E. Sprague.

Project Status

Active

Replacement Vehicle.

External Factors

Council action is required to approve Enterprise Fund Rates in order to fully fund this project.

Maintenance

*Maintenance of capital facilities, buildings and infrastructure has an impact on a Department’s operating budget, and thus routine maintenance costs for new and ongoing projects are identified in the table below.*

	2022	2023	2024	2025	2026	2027	Total
Expected Annual Maintenance	\$0	\$0	\$0	\$0	\$0	\$0	\$0

Maintenance Comments

Wastewater/Collections Vehicles and Equipment

Heavy Construction Equipment- Loader 2023

WWM-2017-68

Spending

Project Phase	Prior Spending	2021	Estimated Spending							Total
			2022	2023	2024	2025	2026	2027	6 Year Total	
Purchases	\$0	\$0	\$0	\$250,000	\$0	\$0	\$0	\$0	\$250,000	\$250,000
Total	\$0	\$0	\$0	\$250,000	\$0	\$0	\$0	\$0	\$250,000	\$250,000

Funding

Funding Name	Source	Status*	Prior Funding	2021	Estimated Funding							Total
					2022	2023	2024	2025	2026	2027	6 Year Total	
utility rates WWM	Local	Funded	\$0	\$0	\$0	\$250,000	\$0	\$0	\$0	\$0	\$250,000	\$250,000
Total			\$0	\$0	\$0	\$250,000	\$0	\$0	\$0	\$0	\$250,000	\$250,000

- \*Status definitions
- Unidentified: Funding source has not yet been determined
  - Identified: Funding source has been found, but not yet requested
  - Applied: Grant or loan application has been submitted, or budget has been requested
  - Awarded: Grant or loan has been offered but the contract has not yet been signed or budget has not yet been approved by Council
  - Encumbered: Project contract has been signed and funds have been allocated to spend on the project

Wastewater/Collections Vehicles and Equipment

Heavy Construction Van- 2023

WWM-2020-30

Executive Summary

This vehicle is used to carry construction equipment, supplies and safety equipment to jobsite for the construction crew to work out of while repairing and rehabilitating our existing sanitary and stormwater collection systems.

Project Justification

To maintain the capacity of the aging wastewater and stormwater collection systems.

*This project meets the following comprehensive plan goals and/or policies:*

CFU 1.2 - Operational Efficiency. CFU 1.3 - Maintenance. CFU 5.4 - Groundwater.

Location

Other Location

909 E. Sprague.

Project Status

Active

Replacement Vehicle.

External Factors

Council action is required to approve enterprise fund rates in order to fully fund this project.

Maintenance

*Maintenance of capital facilities, buildings and infrastructure has an impact on a Department’s operating budget, and thus routine maintenance costs for new and ongoing projects are identified in the table below.*

	2022	2023	2024	2025	2026	2027	Total
Expected Annual Maintenance	\$0	\$0	\$0	\$0	\$0	\$0	\$0

Maintenance Comments

Wastewater/Collections Vehicles and Equipment

Heavy Construction Van- 2023

WWM-2020-30

Spending

Project Phase	Prior Spending	2021	Estimated Spending							Total
			2022	2023	2024	2025	2026	2027	6 Year Total	
Purchases	\$0	\$0	\$0	\$300,000	\$0	\$0	\$0	\$0	\$300,000	\$300,000
Total	\$0	\$0	\$0	\$300,000	\$0	\$0	\$0	\$0	\$300,000	\$300,000

Funding

Funding Name	Source	Status*	Prior Funding	2021	Estimated Funding							Total
					2022	2023	2024	2025	2026	2027	6 Year Total	
utility rates WWM	Local	Funded	\$0	\$0	\$0	\$300,000	\$0	\$0	\$0	\$0	\$300,000	\$300,000
Total			\$0	\$0	\$0	\$300,000	\$0	\$0	\$0	\$0	\$300,000	\$300,000

\*Status definitions

- Unidentified: Funding source has not yet been determined
- Identified: Funding source has been found, but not yet requested
- Applied: Grant or loan application has been submitted, or budget has been requested
- Awarded: Grant or loan has been offered but the contract has not yet been signed or budget has not yet been approved by Council
- Encumbered: Project contract has been signed and funds have been allocated to spend on the project

Wastewater/Collections Vehicles and Equipment

Heavy Construction Van- 2026

WWM-2020-31

Executive Summary

This vehicle is used to carry construction equipment, supplies and safety equipment to jobsite for the construction crew to work out of while repairing and rehabilitating our existing sanitary and stormwater collection systems.

Project Justification

To maintain the capacity of the aging wastewater and stormwater collection systems.

*This project meets the following comprehensive plan goals and/or policies:*

CFU 1.2 - Operational Efficiency. CFU 1.3 - Maintenance. CFU 5.4 - Groundwater.

Location

Other Location

909 E. Sprague.

Project Status

Active

Replacement Vehicle.

External Factors

Council action is required to approve enterprise fund rates in order to fully fund this project.

Maintenance

*Maintenance of capital facilities, buildings and infrastructure has an impact on a Department’s operating budget, and thus routine maintenance costs for new and ongoing projects are identified in the table below.*

	2022	2023	2024	2025	2026	2027	Total
Expected Annual Maintenance	\$0	\$0	\$0	\$0	\$0	\$0	\$0

Maintenance Comments

Wastewater/Collections Vehicles and Equipment

Heavy Construction Van- 2026

WWM-2020-31

Spending

Project Phase	Prior Spending	2021	Estimated Spending							Total
			2022	2023	2024	2025	2026	2027	6 Year Total	
Purchases	\$0	\$0	\$0	\$0	\$0	\$0	\$300,000	\$0	\$300,000	\$300,000
Total	\$0	\$0	\$0	\$0	\$0	\$0	\$300,000	\$0	\$300,000	\$300,000

Funding

Funding Name	Source	Status*	Prior Funding	2021	Estimated Funding							Total
					2022	2023	2024	2025	2026	2027	6 Year Total	
utility rates WWM	State	Funded	\$0	\$0	\$0	\$0	\$0	\$0	\$300,000	\$0	\$300,000	\$300,000
Total			\$0	\$0	\$0	\$0	\$0	\$0	\$300,000	\$0	\$300,000	\$300,000

\*Status definitions

- Unidentified: Funding source has not yet been determined
- Identified: Funding source has been found, but not yet requested
- Applied: Grant or loan application has been submitted, or budget has been requested
- Awarded: Grant or loan has been offered but the contract has not yet been signed or budget has not yet been approved by Council
- Encumbered: Project contract has been signed and funds have been allocated to spend on the project

**Wastewater/Collections Vehicles and Equipment****Jet Rodder 2022**

WWM-2016-112

**Executive Summary**

This truck is used for cleaning roots and debris from the sanitary sewer and stormwater collection systems.

**Project Justification**

To maintain the capacity of the existing sanitary and stormwater infrastructure.

*This project meets the following comprehensive plan goals and/or policies:*

CFU 1.2 - Operational Efficiency. CFU 5.4 - Groundwater.

**Location**

Other Location

909 E. Sprague.

**Project Status**

Active

Replacement Vehicle.

**External Factors**

Council action is required to approve Enterprise Fund Rates in order to fully fund this project.

**Maintenance**

*Maintenance of capital facilities, buildings and infrastructure has an impact on a Department's operating budget, and thus routine maintenance costs for new and ongoing projects are identified in the table below.*

	2022	2023	2024	2025	2026	2027	Total
Expected Annual Maintenance	\$0	\$0	\$0	\$0	\$0	\$0	\$0

**Maintenance Comments**

Wastewater/Collections Vehicles and Equipment

Jet Rodder 2022

WWM-2016-112

Spending

Project Phase	Prior Spending	2021	Estimated Spending							Total
			2022	2023	2024	2025	2026	2027	6 Year Total	
Purchases	\$0	\$0	\$375,000	\$0	\$0	\$0	\$0	\$0	\$375,000	\$375,000
Total	\$0	\$0	\$375,000	\$0	\$0	\$0	\$0	\$0	\$375,000	\$375,000

Funding

Funding Name	Source	Status*	Prior Funding	2021	Estimated Funding							Total
					2022	2023	2024	2025	2026	2027	6 Year Total	
utility rates WWM	Local	Funded	\$0	\$0	\$375,000	\$0	\$0	\$0	\$0	\$0	\$375,000	\$375,000
Total			\$0	\$0	\$375,000	\$0	\$0	\$0	\$0	\$0	\$375,000	\$375,000

\*Status definitions

- Unidentified: Funding source has not yet been determined
- Identified: Funding source has been found, but not yet requested
- Applied: Grant or loan application has been submitted, or budget has been requested
- Awarded: Grant or loan has been offered but the contract has not yet been signed or budget has not yet been approved by Council
- Encumbered: Project contract has been signed and funds have been allocated to spend on the project

Wastewater/Collections Vehicles and Equipment

Skidsteer - 2026

WWM-2020-28

Executive Summary

This equipment is used to maintain and rehabilitate our existing sanitary and stormwater collections systems.

Project Justification

This equipment helps us to maintain the capacity of our aging wastewater and stormwater collections systems.

*This project meets the following comprehensive plan goals and/or policies:*

CFU 1.2 - Operational Efficiency. CFU 1.3 - Maintenance. CFU 5.4 - Groundwater.

Location

Other Location

909 E Sprague.

Project Status

Active

Replacement Equipment.

External Factors

Council actions is required to approve Enterprise fund rates in order to fully fund this project.

Maintenance

*Maintenance of capital facilities, buildings and infrastructure has an impact on a Department’s operating budget, and thus routine maintenance costs for new and ongoing projects are identified in the table below.*

	2022	2023	2024	2025	2026	2027	Total
Expected Annual Maintenance	\$0	\$0	\$0	\$0	\$0	\$0	\$0

Maintenance Comments

**Wastewater/Collections Vehicles and Equipment**

**Skidsteer - 2026**

WWM-2020-28

**Spending**

Project Phase	Prior Spending	2021	Estimated Spending							Total
			2022	2023	2024	2025	2026	2027	6 Year Total	
Purchases	\$0	\$0	\$0	\$0	\$0	\$0	\$125,000	\$0	\$125,000	\$125,000
Total	\$0	\$0	\$0	\$0	\$0	\$0	\$125,000	\$0	\$125,000	\$125,000

**Funding**

Funding Name	Source	Status*	Prior Funding	2021	Estimated Funding							Total
					2022	2023	2024	2025	2026	2027	6 Year Total	
utility rates WWM	Local	Funded	\$0	\$0	\$0	\$0	\$0	\$0	\$125,000	\$0	\$125,000	\$125,000
Total			\$0	\$0	\$0	\$0	\$0	\$0	\$125,000	\$0	\$125,000	\$125,000

\*Status definitions

- Unidentified: Funding source has not yet been determined
- Identified: Funding source has been found, but not yet requested
- Applied: Grant or loan application has been submitted, or budget has been requested
- Awarded: Grant or loan has been offered but the contract has not yet been signed or budget has not yet been approved by Council
- Encumbered: Project contract has been signed and funds have been allocated to spend on the project

Wastewater/Collections Vehicles and Equipment

WWC SCADA Equipment Upgrades

WWM-2021-37

Executive Summary

Replace and upgrade existing SCADA equipment

Project Justification

Equipment will reach end of support and will need to be replaced and upgraded

*This project meets the following comprehensive plan goals and/or policies:*

CFU-1 Adequate Public Facilities and Services; CFU-5 Environmental Concerns

Location

Other Location

Multiple locations including Sewer Maint and RPWRF

Project Status

Active

Replace and upgrade existing WWC SCADA equipment

External Factors

Equipment will reach end of support

Maintenance

*Maintenance of capital facilities, buildings and infrastructure has an impact on a Department’s operating budget, and thus routine maintenance costs for new and ongoing projects are identified in the table below.*

	2022	2023	2024	2025	2026	2027	Total
Expected Annual Maintenance	\$0	\$0	\$0	\$0	\$0	\$0	\$0

Maintenance Comments

Wastewater/Collections Vehicles and Equipment

WWC SCADA Equipment Upgrades

WWM-2021-37

Spending

Project Phase	Prior Spending	2021	Estimated Spending							Total
			2022	2023	2024	2025	2026	2027	6 Year Total	
Purchases	\$0	\$0	\$0	\$10,000	\$10,000	\$120,000	\$30,000	\$30,000	\$200,000	\$200,000
Total	\$0	\$0	\$0	\$10,000	\$10,000	\$120,000	\$30,000	\$30,000	\$200,000	\$200,000

Funding

Funding Name	Source	Status*	Prior Funding	2021	Estimated Funding							Total
					2022	2023	2024	2025	2026	2027	6 Year Total	
Utility Rates WWM	Local	Funded	\$0	\$0	\$0	\$10,000	\$10,000	\$120,000	\$30,000	\$30,000	\$200,000	\$200,000
Total			\$0	\$0	\$0	\$10,000	\$10,000	\$120,000	\$30,000	\$30,000	\$200,000	\$200,000

- \*Status definitions
- Unidentified: Funding source has not yet been determined
  - Identified: Funding source has been found, but not yet requested
  - Applied: Grant or loan application has been submitted, or budget has been requested
  - Awarded: Grant or loan has been offered but the contract has not yet been signed or budget has not yet been approved by Council
  - Encumbered: Project contract has been signed and funds have been allocated to spend on the project

Wastewater/RPWRF Capital

Aubrey L White Parkway Reconstruction

WWM-2017-29

Executive Summary

Reconstruction of Aubrey L White Parkway from its intersection with Downriver Drive to the Riverside Park Reclamation Facility entrance.

Project Justification

The existing roadway is in poor condition, and the heavy construction traffic that will use it over the next few years is expected to damage it further. This project will reconstruct the roadway after the plant construction has been completed. The roadway surface will be cross sloped to the northeast to protect the I-02 Interceptor by preventing runoff over the shoulder that has twice threatened the integrity of the critical pipe. Project includes a concrete gutter along the base of an existing historic rock wall to convey runoff and any surface sewage flows safely to RPWRF without undermining the wall or the I-02 Interceptor. Project may also include I-02 bypass vault at Gate 4 and a 'purple pipe' force main for future potential reclaimed water to the Downriver Golf Course. Project further includes fiber-optic cable and conduit to accommodate electrical and/or communication infrastructure for SCADA.

*This project meets the following comprehensive plan goals and/or policies:*

CFU 1 - Adequate Public Facilities and Services. This project will maintain adequate public street to protect and existing facility. CFU 1.3 - Maintenance. This project will rehabilitate an existing capital facility.

Location

Other Location

Riverside Park Water Reclamation Facility.

Project Status

Active

Project is in the planning stage.

External Factors

The roadway is to be reconstructed after the WWTP on-site construction has been completed.

Maintenance

*Maintenance of capital facilities, buildings and infrastructure has an impact on a Department's operating budget, and thus routine maintenance costs for new and ongoing projects are identified in the table below.*

	2022	2023	2024	2025	2026	2027	Total
Expected Annual Maintenance	\$0	\$0	\$0	\$0	\$0	\$0	\$0

Maintenance Comments

Wastewater/RPWRF Capital

Aubrey L White Parkway Reconstruction

WWM-2017-29

Spending

Project Phase	Prior Spending	2021	Estimated Spending							Total
			2022	2023	2024	2025	2026	2027	6 Year Total	
Construction	\$0	\$0	\$1,000,000	\$1,070,000	\$0	\$0	\$0	\$0	\$2,070,000	\$2,070,000
Design	\$0	\$0	\$180,000	\$0	\$0	\$0	\$0	\$0	\$180,000	\$180,000
Total	\$0	\$0	\$1,180,000	\$1,070,000	\$0	\$0	\$0	\$0	\$2,250,000	\$2,250,000

Funding

Funding Name	Source	Status*	Prior Funding	2021	Estimated Funding							Total
					2022	2023	2024	2025	2026	2027	6 Year Total	
Utility Rates-IC	Local	Funded	\$0	\$0	\$1,180,000	\$1,070,000	\$0	\$0	\$0	\$0	\$2,250,000	\$2,250,000
Total			\$0	\$0	\$1,180,000	\$1,070,000	\$0	\$0	\$0	\$0	\$2,250,000	\$2,250,000

- \*Status definitions
- Unidentified: Funding source has not yet been determined
  - Identified: Funding source has been found, but not yet requested
  - Applied: Grant or loan application has been submitted, or budget has been requested
  - Awarded: Grant or loan has been offered but the contract has not yet been signed or budget has not yet been approved by Council
  - Encumbered: Project contract has been signed and funds have been allocated to spend on the project

Wastewater/RPWRF Capital

Francis and Assembly Lift Station Improvements

WWM-2020-65

Executive Summary

The project will replace existing pumps, motors and MCCs within the existing station.

Project Justification

The equipment and controls at the lift station are beyond their useful life and need to be replaced.

*This project meets the following comprehensive plan goals and/or policies:*

CFU 1.2 - Operational Efficiency. This project improves the operational efficiency of the sewer system. CFU 1.3 - Maintenance. This project maintains an existing asset.

Location

Other Location

The lift station is west of the intersection of Francis and Assembly.

Project Status

Active

Currently in the planning phase.

External Factors

Maintenance

*Maintenance of capital facilities, buildings and infrastructure has an impact on a Department’s operating budget, and thus routine maintenance costs for new and ongoing projects are identified in the table below.*

	2022	2023	2024	2025	2026	2027	Total
Expected Annual Maintenance	\$0	\$0	\$0	\$0	\$0	\$0	\$0

Maintenance Comments

Wastewater/RPWRF Capital

Francis and Assembly Lift Station Improvements

WWM-2020-65

Spending

Project Phase	Prior Spending	2021	Estimated Spending							Total
			2022	2023	2024	2025	2026	2027	6 Year Total	
Construction	\$0	\$0	\$0	\$184,000	\$0	\$0	\$0	\$0	\$184,000	\$184,000
Design	\$0	\$0	\$16,000	\$0	\$0	\$0	\$0	\$0	\$16,000	\$16,000
Total	\$0	\$0	\$16,000	\$184,000	\$0	\$0	\$0	\$0	\$200,000	\$200,000

Funding

Funding Name	Source	Status*	Prior Funding	2021	Estimated Funding							Total
					2022	2023	2024	2025	2026	2027	6 Year Total	
Utility Rates-IC	Local	Funded	\$0	\$0	\$16,000	\$184,000	\$0	\$0	\$0	\$0	\$200,000	\$200,000
Total			\$0	\$0	\$16,000	\$184,000	\$0	\$0	\$0	\$0	\$200,000	\$200,000

- \*Status definitions
- Unidentified: Funding source has not yet been determined
  - Identified: Funding source has been found, but not yet requested
  - Applied: Grant or loan application has been submitted, or budget has been requested
  - Awarded: Grant or loan has been offered but the contract has not yet been signed or budget has not yet been approved by Council
  - Encumbered: Project contract has been signed and funds have been allocated to spend on the project

Wastewater/RPWRF Capital

Headworks Building and Grit Chambers Odor Control System

WWM-2016-130

Executive Summary

Construction of odor control system for the Headworks Building and the Grit Chambers.

Project Justification

The Headworks Building is where raw wastewater enters the AWWTP. The wastewater then passes into the grit chambers next. The wastewater has only begun the treatment process at this point and carries with it strong odors. This project will construct air handling systems which will scrub the odors from the air exiting the Headworks and the Grit Chambers. This is one of the last areas of the plant to have odor control installed.

*This project meets the following comprehensive plan goals and/or policies:*

Capital Facilities and Utilities: CFU1 - Adequate Public Facilities and Services. CFU2 - Concurrency. CFU3 - Coordination. CFU4 - Service Provision. CFU5 - Environmental Concerns.

Location

Other Location

Riverside Park Water Reclamation Facility.

Project Status

Active

This project is in the planning phase. Previous designs will also be evaluated and updated.

External Factors

Maintenance

*Maintenance of capital facilities, buildings and infrastructure has an impact on a Department’s operating budget, and thus routine maintenance costs for new and ongoing projects are identified in the table below.*

	2022	2023	2024	2025	2026	2027	Total
Expected Annual Maintenance	\$0	\$0	\$0	\$0	\$0	\$0	\$0

Maintenance Comments

Wastewater/RPWRF Capital

Headworks Building and Grit Chambers Odor Control System

WWM-2016-130

Spending

Project Phase	Prior Spending	2021	Estimated Spending							Total
			2022	2023	2024	2025	2026	2027	6 Year Total	
Construction	\$0	\$0	\$0	\$2,000,000	\$0	\$0	\$0	\$0	\$2,000,000	\$2,000,000
Total	\$0	\$0	\$0	\$2,000,000	\$0	\$0	\$0	\$0	\$2,000,000	\$2,000,000

Funding

Funding Name	Source	Status*	Prior Funding	2021	Estimated Funding							Total
					2022	2023	2024	2025	2026	2027	6 Year Total	
Utility Rates-RPWRF Ops	Local	Funded	\$0	\$0	\$0	\$2,000,000	\$0	\$0	\$0	\$0	\$2,000,000	\$2,000,000
Total			\$0	\$0	\$0	\$2,000,000	\$0	\$0	\$0	\$0	\$2,000,000	\$2,000,000

- \*Status definitions
- Unidentified: Funding source has not yet been determined
  - Identified: Funding source has been found, but not yet requested
  - Applied: Grant or loan application has been submitted, or budget has been requested
  - Awarded: Grant or loan has been offered but the contract has not yet been signed or budget has not yet been approved by Council
  - Encumbered: Project contract has been signed and funds have been allocated to spend on the project

Wastewater/RPWRF Capital

Study - Lift Station Assessment

WWM-2019-8

Executive Summary

Sewer lift stations will be assessed for operational efficiency, resiliency, safety, and expansion.

Project Justification

The 30 lift stations have not been accessed since the 1999 Sewer Collections plan. The assessment will inform of the current condition and analyze changes to each lift station to upgrade to current standards.

*This project meets the following comprehensive plan goals and/or policies:*

CFU 1.2-Operational Efficiency. This project improves the operational efficiency by reducing required maintenance. CFU 1.3-Maintenance. This project rehabilitates an existing capital facility. CFU 2.1-Available Public Facilities. Construction of this project will provide adequate infrastructure.

Location

Other Location

City-wide.

Project Status

Active

The contract for the study has been awarded to a consultant.

External Factors

Maintenance

*Maintenance of capital facilities, buildings and infrastructure has an impact on a Department’s operating budget, and thus routine maintenance costs for new and ongoing projects are identified in the table below.*

	2022	2023	2024	2025	2026	2027	Total
Expected Annual Maintenance	\$0	\$0	\$0	\$0	\$0	\$0	\$0

Maintenance Comments

Wastewater/RPWRF Capital

Study - Lift Station Assessment

WWM-2019-8

Spending

Project Phase	Prior Spending	2021	Estimated Spending							Total
			2022	2023	2024	2025	2026	2027	6 Year Total	
Planning	\$0	\$690,000	\$25,000	\$0	\$0	\$0	\$0	\$0	\$25,000	\$715,000
Total	\$0	\$690,000	\$25,000	\$0	\$0	\$0	\$0	\$0	\$25,000	\$715,000

Funding

Funding Name	Source	Status*	Prior Funding	2021	Estimated Funding							Total
					2022	2023	2024	2025	2026	2027	6 Year Total	
Utility Rates-IC	Local	Funded	\$0	\$690,000	\$25,000	\$0	\$0	\$0	\$0	\$0	\$25,000	\$715,000
Total			\$0	\$690,000	\$25,000	\$0	\$0	\$0	\$0	\$0	\$25,000	\$715,000

- \*Status definitions
- Unidentified: Funding source has not yet been determined
  - Identified: Funding source has been found, but not yet requested
  - Applied: Grant or loan application has been submitted, or budget has been requested
  - Awarded: Grant or loan has been offered but the contract has not yet been signed or budget has not yet been approved by Council
  - Encumbered: Project contract has been signed and funds have been allocated to spend on the project

Wastewater/RPWRF Capital

Wind River Lift Station Improvements

WWM-2020-64

Executive Summary

The project will replace existing pumps, motors and MCCs within the existing station.

Project Justification

The equipment and controls at the lift station are beyond their useful life and need to be replaced.

*This project meets the following comprehensive plan goals and/or policies:*

CFU 1.2 - Operational Efficiency. This project improves the operational efficiency of the sewer system. CFU 1.3 - Maintenance. This project maintains an existing asset.

Location

Other Location

The lift station is west of the intersection of Tucannon and Deschutes.

Project Status

Active

Currently in the planning stage.

External Factors

Maintenance

*Maintenance of capital facilities, buildings and infrastructure has an impact on a Department’s operating budget, and thus routine maintenance costs for new and ongoing projects are identified in the table below.*

	2022	2023	2024	2025	2026	2027	Total
Expected Annual Maintenance	\$0	\$0	\$0	\$0	\$0	\$0	\$0

Maintenance Comments

Wastewater/RPWRF Capital

Wind River Lift Station Improvements

WWM-2020-64

Spending

Project Phase	Prior Spending	2021	Estimated Spending							Total
			2022	2023	2024	2025	2026	2027	6 Year Total	
Construction	\$0	\$0	\$0	\$0	\$500,000	\$0	\$0	\$0	\$500,000	\$500,000
Design	\$0	\$0	\$0	\$50,000	\$0	\$0	\$0	\$0	\$50,000	\$50,000
Total	\$0	\$0	\$0	\$50,000	\$500,000	\$0	\$0	\$0	\$550,000	\$550,000

Funding

Funding Name	Source	Status*	Prior Funding	2021	Estimated Funding							Total
					2022	2023	2024	2025	2026	2027	6 Year Total	
Utility Rates-RPWRF Ops	Local	Funded	\$0	\$0	\$0	\$50,000	\$500,000	\$0	\$0	\$0	\$550,000	\$550,000
Total			\$0	\$0	\$0	\$50,000	\$500,000	\$0	\$0	\$0	\$550,000	\$550,000

- \*Status definitions
- Unidentified: Funding source has not yet been determined
  - Identified: Funding source has been found, but not yet requested
  - Applied: Grant or loan application has been submitted, or budget has been requested
  - Awarded: Grant or loan has been offered but the contract has not yet been signed or budget has not yet been approved by Council
  - Encumbered: Project contract has been signed and funds have been allocated to spend on the project

Wastewater/RPWRF Maintenance

Air Handling Units Supply and Exhaust (non-occupied)

WWM-2016-122

Executive Summary

Replacement and upgrade of Air Handling Units Supply and Exhaust fans for non-occupied areas.

Project Justification

These fans supply air and ensure air exchanges, necessary for a safe work environment, to spaces in the plant where staff goes, but is not permanently stationed (non-occupied). The existing fans were installed in the 70's and are at the end of their service life. Several have quit working or are under performing. Units will be prioritized and replaced in sequence of greatest need.

*This project meets the following comprehensive plan goals and/or policies:*

Capital Facilities and Utilities: CFU1 - Adequate Public Facilities and Services. CFU2 - Concurrency. CFU3 - Coordination. CFU4 - Service Provision. CFU5 - Environmental Concerns.

Location

Other Location

Riverside Park Water Reclamation Facility.

Project Status

Active

Various items are in the planning, the design stage, and the construction phase; prioritizing individual elements.

External Factors

Maintenance

*Maintenance of capital facilities, buildings and infrastructure has an impact on a Department's operating budget, and thus routine maintenance costs for new and ongoing projects are identified in the table below.*

	2022	2023	2024	2025	2026	2027	Total
Expected Annual Maintenance	\$0	\$0	\$0	\$0	\$0	\$0	\$0

Maintenance Comments

Wastewater/RPWRF Maintenance

Air Handling Units Supply and Exhaust (non-occupied)

WWM-2016-122

Spending

Project Phase	Prior Spending	2021	Estimated Spending							Total
			2022	2023	2024	2025	2026	2027	6 Year Total	
Purchases	\$150,000	\$150,000	\$150,000	\$150,000	\$150,000	\$150,000	\$150,000	\$150,000	\$900,000	\$1,200,000
Total	\$150,000	\$150,000	\$150,000	\$150,000	\$150,000	\$150,000	\$150,000	\$150,000	\$900,000	\$1,200,000

Funding

Funding Name	Source	Status*	Prior Funding	2021	Estimated Funding							Total
					2022	2023	2024	2025	2026	2027	6 Year Total	
Utility Rates-RPWRF Ops	Local	Funded	\$150,000	\$150,000	\$150,000	\$150,000	\$150,000	\$150,000	\$150,000	\$150,000	\$900,000	\$1,200,000
Total			\$150,000	\$150,000	\$150,000	\$150,000	\$150,000	\$150,000	\$150,000	\$150,000	\$900,000	\$1,200,000

- \*Status definitions
- Unidentified: Funding source has not yet been determined
  - Identified: Funding source has been found, but not yet requested
  - Applied: Grant or loan application has been submitted, or budget has been requested
  - Awarded: Grant or loan has been offered but the contract has not yet been signed or budget has not yet been approved by Council
  - Encumbered: Project contract has been signed and funds have been allocated to spend on the project

Wastewater/RPWRF Maintenance

Biofilter Media Replacement

WWM-2019-56

Executive Summary

The scheduled replacement of the bark media in the odor control Biofilter beds that scrub odors from the air out of the sludge handling building.

Project Justification

The Biofilter removes the strong odors that come from the sludge processing building. The media used to absorb odors is simply bark, which over time decomposes and loses its ability to continue to scrub the air. Routine replacement of the media is required every few years to maintain proper function of the facility.

*This project meets the following comprehensive plan goals and/or policies:*

Capital Facilities and Utilities: CFU1 - Adequate Public Facilities and Services. CFU2 - Concurrency. CFU3 - Coordination. CFU4 - Service Provision. CFU5 - Environmental Concerns.

Location

Other Location

Riverside Park Water Reclamation Facility.

Project Status

Active

This reoccurring project is in the planning phase.

External Factors

Maintenance

*Maintenance of capital facilities, buildings and infrastructure has an impact on a Department's operating budget, and thus routine maintenance costs for new and ongoing projects are identified in the table below.*

	2022	2023	2024	2025	2026	2027	Total
Expected Annual Maintenance	\$0	\$0	\$0	\$0	\$0	\$0	\$0

Maintenance Comments

Wastewater/RPWRF Maintenance

Biofilter Media Replacement

WWM-2019-56

Spending

Project Phase	Prior Spending	2021	Estimated Spending							Total
			2022	2023	2024	2025	2026	2027	6 Year Total	
Purchases	\$100,000	\$100,000	\$0	\$0	\$0	\$0	\$120,000	\$120,000	\$240,000	\$440,000
Total	\$100,000	\$100,000	\$0	\$0	\$0	\$0	\$120,000	\$120,000	\$240,000	\$440,000

Funding

Funding Name	Source	Status*	Prior Funding	2021	Estimated Funding							Total
					2022	2023	2024	2025	2026	2027	6 Year Total	
Utility Rates-RPWRF Ops	Local	Funded	\$100,000	\$100,000	\$0	\$0	\$0	\$0	\$120,000	\$120,000	\$240,000	\$440,000
Total			\$100,000	\$100,000	\$0	\$0	\$0	\$0	\$120,000	\$120,000	\$240,000	\$440,000

- \*Status definitions
- Unidentified: Funding source has not yet been determined
  - Identified: Funding source has been found, but not yet requested
  - Applied: Grant or loan application has been submitted, or budget has been requested
  - Awarded: Grant or loan has been offered but the contract has not yet been signed or budget has not yet been approved by Council
  - Encumbered: Project contract has been signed and funds have been allocated to spend on the project

Wastewater/RPWRF Maintenance

Boiler Burners and Controls

WWM-2018-110

Executive Summary

Plant boilers 1, 2, and 3 need new Burners and Controls to maintain their functionality.

Project Justification

The existing burner are worn to the point where they no longer function properly and both the existing burners and controls are now old enough that they are obsolete. New repair parts are not available and they can only be kept operational by acquiring used parts. New burners and controls are needed to insure reliability and to meet current emissions and safety standards.

*This project meets the following comprehensive plan goals and/or policies:*

Capital Facilities and Utilities: CFU1 - Adequate Public Facilities and Services. CFU2 - Concurrency. CFU3 - Coordination. CFU4 - Service Provision. CFU5 - Environmental Concerns.

Location

Other Location

Riverside Park Water Reclamation Facility (RPWRF).

Project Status

Active

This project is in the planning process.

External Factors

Maintenance

*Maintenance of capital facilities, buildings and infrastructure has an impact on a Department’s operating budget, and thus routine maintenance costs for new and ongoing projects are identified in the table below.*

	2022	2023	2024	2025	2026	2027	Total
Expected Annual Maintenance	\$0	\$0	\$0	\$0	\$0	\$0	\$0

Maintenance Comments

Wastewater/RPWRF Maintenance

Boiler Burners and Controls

WWM-2018-110

Spending

Project Phase	Prior Spending	2021	Estimated Spending							Total
			2022	2023	2024	2025	2026	2027	6 Year Total	
Purchases	\$0	\$155,000	\$80,000	\$80,000	\$0	\$0	\$0	\$0	\$160,000	\$315,000
Total	\$0	\$155,000	\$80,000	\$80,000	\$0	\$0	\$0	\$0	\$160,000	\$315,000

Funding

Funding Name	Source	Status*	Prior Funding	2021	Estimated Funding							Total
					2022	2023	2024	2025	2026	2027	6 Year Total	
Utility Rates-RPWRF Ops	Local	Funded	\$0	\$155,000	\$80,000	\$80,000	\$0	\$0	\$0	\$0	\$160,000	\$315,000
Total			\$0	\$155,000	\$80,000	\$80,000	\$0	\$0	\$0	\$0	\$160,000	\$315,000

- \*Status definitions
- Unidentified: Funding source has not yet been determined
  - Identified: Funding source has been found, but not yet requested
  - Applied: Grant or loan application has been submitted, or budget has been requested
  - Awarded: Grant or loan has been offered but the contract has not yet been signed or budget has not yet been approved by Council
  - Encumbered: Project contract has been signed and funds have been allocated to spend on the project

Wastewater/RPWRF Maintenance

Chemical Storage Building Alum Piping Modification

WWM-2020-75

Executive Summary

This project will replace existing undersized Alum tank filling pipes with larger piping.

Project Justification

The WWTP uses a lot of Alum in the treatment process, and with the membrane filters coming on line it will use even more. The storage tanks are refilled often, and the existing lines are too small to allow this to be done in a timely fashion. Staff must be present during filling operations so reducing filling times will save a significant amount of staff time; saving the City from additional costs. This project will significantly reduce filling times.

*This project meets the following comprehensive plan goals and/or policies:*

Capital Facilities and Utilities: CFU1 - Adequate Public Facilities and Services. CFU2 - Concurrency. CFU3 - Coordination. CFU4 - Service Provision. CFU5 - Environmental Concerns.

Location

Other Location

Riverside Park Water Reclamation Facility (RPWRF).

Project Status

Active

This project is in the planning stage.

External Factors

Maintenance

*Maintenance of capital facilities, buildings and infrastructure has an impact on a Department’s operating budget, and thus routine maintenance costs for new and ongoing projects are identified in the table below.*

	2022	2023	2024	2025	2026	2027	Total
Expected Annual Maintenance	\$0	\$0	\$0	\$0	\$0	\$0	\$0

Maintenance Comments

Wastewater/RPWRF Maintenance

Chemical Storage Building Alum Piping Modification

WWM-2020-75

Spending

Project Phase	Prior Spending	2021	Estimated Spending							Total
			2022	2023	2024	2025	2026	2027	6 Year Total	
Construction	\$0	\$0	\$100,000	\$0	\$0	\$0	\$0	\$0	\$100,000	\$100,000
Total	\$0	\$0	\$100,000	\$0	\$0	\$0	\$0	\$0	\$100,000	\$100,000

Funding

Funding Name	Source	Status*	Prior Funding	2021	Estimated Funding							Total
					2022	2023	2024	2025	2026	2027	6 Year Total	
Utility Rates-RPWRF Ops	Local	Funded	\$0	\$0	\$100,000	\$0	\$0	\$0	\$0	\$0	\$100,000	\$100,000
Total			\$0	\$0	\$100,000	\$0	\$0	\$0	\$0	\$0	\$100,000	\$100,000

- \*Status definitions
- Unidentified: Funding source has not yet been determined
  - Identified: Funding source has been found, but not yet requested
  - Applied: Grant or loan application has been submitted, or budget has been requested
  - Awarded: Grant or loan has been offered but the contract has not yet been signed or budget has not yet been approved by Council
  - Encumbered: Project contract has been signed and funds have been allocated to spend on the project

Wastewater/RPWRF Maintenance

Clarke Lift Station Maintenance and Repairs

WWM-2018-127

Executive Summary

This project will replace four obsolete 1336 drives and 1 PLC5, replace failing valves, and establish emergency bypass connection points.

Project Justification

The electronic drives and the PLC are all outdated and no longer able to be maintained due to parts being unavailable. These pieces of equipment are necessary to run the Clarke Street Lift Station - the City's largest sewer lift station. The valves in that station have also failed and no longer will shut sufficiently to allow maintenance on the stations pumps and motors. They need to be replaced, and to do so requires a full station bypass. Connections points will be established for this project and future needs, including emergency service.

*This project meets the following comprehensive plan goals and/or policies:*

Capital Facilities and Utilities: CFU1 - Adequate Public Facilities and Services. CFU2 - Concurrency. CFU3 - Coordination. CFU4 - Service Provision. CFU5 - Environmental Concerns.

Location

Other Location

Riverside Park Water Reclamation Facility (RPWRF) and Clarke Street Lift Station.

Project Status

Active

This project is in the planning phase.

External Factors

Maintenance

*Maintenance of capital facilities, buildings and infrastructure has an impact on a Department's operating budget, and thus routine maintenance costs for new and ongoing projects are identified in the table below.*

	2022	2023	2024	2025	2026	2027	Total
Expected Annual Maintenance	\$0	\$0	\$0	\$0	\$0	\$0	\$0

Maintenance Comments

Wastewater/RPWRF Maintenance

Clarke Lift Station Maintenance and Repairs

WWM-2018-127

Spending

Project Phase	Prior Spending	2021	Estimated Spending							Total
			2022	2023	2024	2025	2026	2027	6 Year Total	
Purchases	\$0	\$100,000	\$250,000	\$0	\$0	\$0	\$0	\$0	\$250,000	\$350,000
Total	\$0	\$100,000	\$250,000	\$0	\$0	\$0	\$0	\$0	\$250,000	\$350,000

Funding

Funding Name	Source	Status*	Prior Funding	2021	Estimated Funding							Total
					2022	2023	2024	2025	2026	2027	6 Year Total	
Utility Rates-RPWRF Ops	Local	Funded	\$0	\$100,000	\$250,000	\$0	\$0	\$0	\$0	\$0	\$250,000	\$350,000
Total			\$0	\$100,000	\$250,000	\$0	\$0	\$0	\$0	\$0	\$250,000	\$350,000

- \*Status definitions
- Unidentified: Funding source has not yet been determined
  - Identified: Funding source has been found, but not yet requested
  - Applied: Grant or loan application has been submitted, or budget has been requested
  - Awarded: Grant or loan has been offered but the contract has not yet been signed or budget has not yet been approved by Council
  - Encumbered: Project contract has been signed and funds have been allocated to spend on the project

Wastewater/RPWRF Maintenance

Critical Digester Expansion Joint Replacement

WWM-2017-43

Executive Summary

This project will replace expansion joints before they fail and cause major damage/hazards/expense at the treatment facility.

Project Justification

The piping systems that transport sludge and other liquids between treatment plant facilities have expansion joints to absorb vibrations and small movements such that the piping itself does not fail. These expansion joints need to be replaced before they fail as part of regular maintenance.

*This project meets the following comprehensive plan goals and/or policies:*

Capital Facilities and Utilities: CFU1 - Adequate Public Facilities and Services. CFU2 - Concurrency. CFU3 - Coordination. CFU4 - Service Provision. CFU5 - Environmental Concerns.

Location

Other Location

Riverside Park Water Reclamation Facility (RPWRF).

Project Status

Active

In planning and design stage.

External Factors

Maintenance

*Maintenance of capital facilities, buildings and infrastructure has an impact on a Department’s operating budget, and thus routine maintenance costs for new and ongoing projects are identified in the table below.*

	2022	2023	2024	2025	2026	2027	Total
Expected Annual Maintenance	\$0	\$0	\$0	\$0	\$0	\$0	\$0

Maintenance Comments

Wastewater/RPWRF Maintenance

Critical Digester Expansion Joint Replacement

WWM-2017-43

Spending

Project Phase	Prior Spending	2021	Estimated Spending							Total
			2022	2023	2024	2025	2026	2027	6 Year Total	
Construction	\$500,000	\$0	\$0	\$500,000	\$0	\$0	\$0	\$0	\$500,000	\$1,000,000
Total	\$500,000	\$0	\$0	\$500,000	\$0	\$0	\$0	\$0	\$500,000	\$1,000,000

Funding

Funding Name	Source	Status*	Prior Funding	2021	Estimated Funding							Total
					2022	2023	2024	2025	2026	2027	6 Year Total	
Utility Rates-RPWRF Ops	Local	Funded	\$500,000	\$0	\$0	\$500,000	\$0	\$0	\$0	\$0	\$500,000	\$1,000,000
Total			\$500,000	\$0	\$0	\$500,000	\$0	\$0	\$0	\$0	\$500,000	\$1,000,000

- \*Status definitions
- Unidentified: Funding source has not yet been determined
  - Identified: Funding source has been found, but not yet requested
  - Applied: Grant or loan application has been submitted, or budget has been requested
  - Awarded: Grant or loan has been offered but the contract has not yet been signed or budget has not yet been approved by Council
  - Encumbered: Project contract has been signed and funds have been allocated to spend on the project

Wastewater/RPWRF Maintenance

Emergency Overflow Modifications for Digesters 4 and 5

WWM-2020-74

Executive Summary

This project would increase the capacity of the emergency overflow system for Digesters 4 and 5. If this project gets moved out there is a risk that could be taken. The overflows were designed to small and if the digester has a rapid volume expansion it would cause explosion of digester.

Project Justification

Digesters can experience a rapid volume expansion of the sludge they contain. Without properly sized emergency overflows this can lead to failure of the digester vessel itself. The existing overflow system does not have the capacity to relieve the pressure of a significant expansion event.

*This project meets the following comprehensive plan goals and/or policies:*

Capital Facilities and Utilities: CFU1 - Adequate Public Facilities and Services. CFU2 - Concurrency. CFU3 - Coordination. CFU4 - Service Provision. CFU5 - Environmental Concerns.

Location

Other Location

Riverside Park Water Reclamation Facility (RPWRF).

Project Status

Active

This project is in the planning stage.

External Factors

This project will be constructed once the NLT construction work is completed such that contractors will not be competing for limited space. This project will also be timed such that digesters impacted will be rotated out of service one at a time for the construction.

Maintenance

*Maintenance of capital facilities, buildings and infrastructure has an impact on a Department’s operating budget, and thus routine maintenance costs for new and ongoing projects are identified in the table below.*

	2022	2023	2024	2025	2026	2027	Total
Expected Annual Maintenance	\$0	\$0	\$0	\$0	\$0	\$0	\$0

Maintenance Comments

If this project gets moved out there is a risk that could be taken but I don't feel that is shouldn't be extended. The overflows were designed too small and if the digester has a rapid volume expansion it would cause the failure of the digester by exploding the vessel.

Wastewater/RPWRF Maintenance

Emergency Overflow Modifications for Digesters 4 and 5

WWM-2020-74

Spending

Project Phase	Prior Spending	2021	Estimated Spending							Total
			2022	2023	2024	2025	2026	2027	6 Year Total	
Construction	\$0	\$0	\$1,000,000	\$0	\$0	\$0	\$0	\$0	\$1,000,000	\$1,000,000
Total	\$0	\$0	\$1,000,000	\$0	\$0	\$0	\$0	\$0	\$1,000,000	\$1,000,000

Funding

Funding Name	Source	Status*	Prior Funding	2021	Estimated Funding							Total
					2022	2023	2024	2025	2026	2027	6 Year Total	
Utility Rates-RPWRF Ops	Local	Funded	\$0	\$0	\$1,000,000	\$0	\$0	\$0	\$0	\$0	\$1,000,000	\$1,000,000
Total			\$0	\$0	\$1,000,000	\$0	\$0	\$0	\$0	\$0	\$1,000,000	\$1,000,000

- \*Status definitions
- Unidentified: Funding source has not yet been determined
  - Identified: Funding source has been found, but not yet requested
  - Applied: Grant or loan application has been submitted, or budget has been requested
  - Awarded: Grant or loan has been offered but the contract has not yet been signed or budget has not yet been approved by Council
  - Encumbered: Project contract has been signed and funds have been allocated to spend on the project

Wastewater/RPWRF Maintenance

ICP (Inductively Coupled Plasma Mass Spectrometry)

WWM-2016-119

Executive Summary

Purchase of updated laboratory equipment.

Project Justification

This analyzer is used to detect metals in the wastewater coming into the plant. This item is for a future replacement which will incorporate improved analytic capabilities by newer technology and will provide better detection limits allowing for better monitoring of permit requirements. This equipment has a useful life of 8-10 years before becoming obsolete, either through age and use or technology improvements which render it no longer useful.

*This project meets the following comprehensive plan goals and/or policies:*

Capital Facilities and Utilities: CFU1 - Adequate Public Facilities and Services. CFU2 - Concurrency. CFU3 - Coordination. CFU4 - Service Provision. CFU5 - Environmental Concerns.

Location

Other Location

Riverside Park Water Reclamation Facility (RPWRF).

Project Status

Active

This equipment purchase has been scheduled.

External Factors

Maintenance

*Maintenance of capital facilities, buildings and infrastructure has an impact on a Department’s operating budget, and thus routine maintenance costs for new and ongoing projects are identified in the table below.*

	2022	2023	2024	2025	2026	2027	Total
Expected Annual Maintenance	\$0	\$0	\$0	\$0	\$0	\$0	\$0

Maintenance Comments

Wastewater/RPWRF Maintenance

ICP (Inductively Coupled Plasma Mass Spectrometry)

WWM-2016-119

Spending

Project Phase	Prior Spending	2021	Estimated Spending							Total
			2022	2023	2024	2025	2026	2027	6 Year Total	
Purchases	\$0	\$0	\$0	\$100,000	\$0	\$0	\$0	\$0	\$100,000	\$100,000
Total	\$0	\$0	\$0	\$100,000	\$0	\$0	\$0	\$0	\$100,000	\$100,000

Funding

Funding Name	Source	Status*	Prior Funding	2021	Estimated Funding							Total
					2022	2023	2024	2025	2026	2027	6 Year Total	
Utility Rates-RPWRF Ops	Local	Funded	\$0	\$0	\$0	\$100,000	\$0	\$0	\$0	\$0	\$100,000	\$100,000
Total			\$0	\$0	\$0	\$100,000	\$0	\$0	\$0	\$0	\$100,000	\$100,000

- \*Status definitions
- Unidentified: Funding source has not yet been determined
  - Identified: Funding source has been found, but not yet requested
  - Applied: Grant or loan application has been submitted, or budget has been requested
  - Awarded: Grant or loan has been offered but the contract has not yet been signed or budget has not yet been approved by Council
  - Encumbered: Project contract has been signed and funds have been allocated to spend on the project

Wastewater/RPWRF Maintenance

Maintenance/Warehouse HVAC Access Stairs

WWM-2021-84

Executive Summary

This project will add a stairway to the HVAC equipment that serves the Maintenance and Warehouse areas. This equipment is roof mounted and needs routine service. This project needs to consider the safety aspect- a tall vertical ladder is the only current access. Risks increase during bad weather.

Project Justification

The HVAC equipment currently has only ladder access and crews must access it routinely.

*This project meets the following comprehensive plan goals and/or policies:*

Capital Facilities and Utilities: CFU1 - Adequate Public Facilities and Services. CFU2 - Concurrency. CFU3 - Coordination. CFU4 - Service Provision. CFU5 - Environmental Concerns.

Location

Other Location

Riverside Park Wastewater Reclamation Facility (RPWRF).

Project Status

Active

This project is in the planning stage.

External Factors

We will time this project to happen after the NLT work in completed so that contractors do not interfere with each other in the limited operating space.

Maintenance

*Maintenance of capital facilities, buildings and infrastructure has an impact on a Department's operating budget, and thus routine maintenance costs for new and ongoing projects are identified in the table below.*

	2022	2023	2024	2025	2026	2027	Total
Expected Annual Maintenance	\$0	\$0	\$0	\$0	\$0	\$0	\$0

Maintenance Comments

This project needs to consider the safety aspect- if someone slips on in bad weather and is seriously hurt will outweigh the cost of this project.

Wastewater/RPWRF Maintenance

Maintenance/Warehouse HVAC Access Stairs

WWM-2021-84

Spending

Project Phase	Prior Spending	2021	Estimated Spending							Total
			2022	2023	2024	2025	2026	2027	6 Year Total	
Construction	\$0	\$0	\$80,000	\$0	\$0	\$0	\$0	\$0	\$80,000	\$80,000
Total	\$0	\$0	\$80,000	\$0	\$0	\$0	\$0	\$0	\$80,000	\$80,000

Funding

Funding Name	Source	Status*	Prior Funding	2021	Estimated Funding							Total
					2022	2023	2024	2025	2026	2027	6 Year Total	
Utility Rates-RPWRF Ops	Local	Funded	\$0	\$0	\$80,000	\$0	\$0	\$0	\$0	\$0	\$80,000	\$80,000
Total			\$0	\$0	\$80,000	\$0	\$0	\$0	\$0	\$0	\$80,000	\$80,000

- \*Status definitions
- Unidentified: Funding source has not yet been determined
  - Identified: Funding source has been found, but not yet requested
  - Applied: Grant or loan application has been submitted, or budget has been requested
  - Awarded: Grant or loan has been offered but the contract has not yet been signed or budget has not yet been approved by Council
  - Encumbered: Project contract has been signed and funds have been allocated to spend on the project

Wastewater/RPWRF Maintenance

Perforated Plate Replacement

WWM-2012-400

Executive Summary

Replacement of perforated plates in the Headworks of the Advanced Wastewater Treatment Plant (AWWTP).

Project Justification

The perforated plates in the plant headworks rotate through the influent stream and screen out debris that would otherwise be carried into the plant treatment process. These plates used to wear out about every 3 years, but through the recent modification of the guides, the wear on them is much less and is expected to nearly double their useful life, saving hundreds of thousands of dollars over that time.

*This project meets the following comprehensive plan goals and/or policies:*

Capital Facilities and Utilities: CFU1 - Adequate Public Facilities and Services. CFU2 - Concurrency. CFU3 - Coordination. CFU4 - Service Provision. CFU5 - Environmental Concerns.

Location

Other Location

Riverside Park Water Reclamation Facility (RPWRF).

Project Status

Active

This project has been scheduled.

External Factors

Maintenance

*Maintenance of capital facilities, buildings and infrastructure has an impact on a Department’s operating budget, and thus routine maintenance costs for new and ongoing projects are identified in the table below.*

	2022	2023	2024	2025	2026	2027	Total
Expected Annual Maintenance	\$0	\$0	\$0	\$0	\$0	\$0	\$0

Maintenance Comments

Wastewater/RPWRF Maintenance

Perforated Plate Replacement

WWM-2012-400

Spending

Project Phase	Prior Spending	2021	Estimated Spending							Total
			2022	2023	2024	2025	2026	2027	6 Year Total	
Purchases	\$0	\$300,000	\$0	\$0	\$300,000	\$0	\$0	\$0	\$300,000	\$600,000
Total	\$0	\$300,000	\$0	\$0	\$300,000	\$0	\$0	\$0	\$300,000	\$600,000

Funding

Funding Name	Source	Status*	Prior Funding	2021	Estimated Funding							Total
					2022	2023	2024	2025	2026	2027	6 Year Total	
Utility Rates-RPWRF Ops	Local	Funded	\$0	\$300,000	\$0	\$0	\$300,000	\$0	\$0	\$0	\$300,000	\$600,000
Total			\$0	\$300,000	\$0	\$0	\$300,000	\$0	\$0	\$0	\$300,000	\$600,000

- \*Status definitions
- Unidentified: Funding source has not yet been determined
  - Identified: Funding source has been found, but not yet requested
  - Applied: Grant or loan application has been submitted, or budget has been requested
  - Awarded: Grant or loan has been offered but the contract has not yet been signed or budget has not yet been approved by Council
  - Encumbered: Project contract has been signed and funds have been allocated to spend on the project

Wastewater/RPWRF Maintenance

Plant-wide Supply Fan Upgrade/Replacement (Occupied Spaces)

WWM-2016-121

Executive Summary

Upgrading and replacing HVAC supply fans.

Project Justification

This project will replace HVAC (Heating, Ventilation, and Air Conditioning) fans throughout the treatment plant that supply air to the occupied spaces; where staff work areas are. The existing fans were part of the original plant construction done in the 1970's and are now at or beyond the end of their service lives. They are breaking down, no longer running efficiently, and do not supply the volumes of filtered air needed. Existing fans will be replaced, three or four per year over the next four years, until the failing fans are upgraded.

*This project meets the following comprehensive plan goals and/or policies:*

Capital Facilities and Utilities: CFU1 - Adequate Public Facilities and Services. CFU2 - Concurrency. CFU3 - Coordination. CFU4 - Service Provision. CFU5 - Environmental Concerns.

Location

Other Location

Riverside Park Water Reclamation Facility (RPWRF).

Project Status

Active

This project is in the planning and scheduling phase, with upgrade/replacement priorities being established.

External Factors

Maintenance

*Maintenance of capital facilities, buildings and infrastructure has an impact on a Department's operating budget, and thus routine maintenance costs for new and ongoing projects are identified in the table below.*

	2022	2023	2024	2025	2026	2027	Total
Expected Annual Maintenance	\$0	\$0	\$0	\$0	\$0	\$0	\$0

Maintenance Comments

Wastewater/RPWRF Maintenance

Plant-wide Supply Fan Upgrade/Replacement (Occupied Spaces)

WWM-2016-121

Spending

Project Phase	Prior Spending	2021	Estimated Spending							Total
			2022	2023	2024	2025	2026	2027	6 Year Total	
Purchases	\$120,000	\$120,000	\$120,000	\$120,000	\$120,000	\$0	\$0	\$0	\$360,000	\$600,000
Total	\$120,000	\$120,000	\$120,000	\$120,000	\$120,000	\$0	\$0	\$0	\$360,000	\$600,000

Funding

Funding Name	Source	Status*	Prior Funding	2021	Estimated Funding							Total
					2022	2023	2024	2025	2026	2027	6 Year Total	
Utility Rates-RPWRF Ops	Local	Funded	\$120,000	\$120,000	\$120,000	\$120,000	\$120,000	\$0	\$0	\$0	\$360,000	\$600,000
Total			\$120,000	\$120,000	\$120,000	\$120,000	\$120,000	\$0	\$0	\$0	\$360,000	\$600,000

- \*Status definitions
- Unidentified: Funding source has not yet been determined
  - Identified: Funding source has been found, but not yet requested
  - Applied: Grant or loan application has been submitted, or budget has been requested
  - Awarded: Grant or loan has been offered but the contract has not yet been signed or budget has not yet been approved by Council
  - Encumbered: Project contract has been signed and funds have been allocated to spend on the project

Wastewater/RPWRF Maintenance

Seal Discrete Auto-analyzer

WWM-2021-83

Executive Summary

This will be the purchase of new, improved laboratory equipment.

Project Justification

The Discrete Analyzer analyzes numerous contaminants, including ammonia and nitrogen, which are monitoring requirements for the NPDES permit. Improved technology allows the lab personnel to test at lower detection limits of contaminants. New analyzer equipment will be needed to keep us in compliance.

*This project meets the following comprehensive plan goals and/or policies:*

Capital Facilities and Utilities: CFU1 - Adequate Public Facilities and Services. CFU2 - Concurrency. CFU3 - Coordination. CFU4 - Service Provision. CFU5 - Environmental Concerns.

Location

Other Location

Riverside Park Water Reclamation Facility (RPWRF).

Project Status

Active

This equipment purchase has been scheduled.

External Factors

Maintenance

*Maintenance of capital facilities, buildings and infrastructure has an impact on a Department’s operating budget, and thus routine maintenance costs for new and ongoing projects are identified in the table below.*

	2022	2023	2024	2025	2026	2027	Total
Expected Annual Maintenance	\$0	\$0	\$0	\$0	\$0	\$0	\$0

Maintenance Comments

Wastewater/RPWRF Maintenance

Seal Discrete Auto-analyzer

WWM-2021-83

Spending

Project Phase	Prior Spending	2021	Estimated Spending							Total
			2022	2023	2024	2025	2026	2027	6 Year Total	
Purchases	\$0	\$0	\$70,000	\$0	\$0	\$0	\$0	\$0	\$70,000	\$70,000
Total	\$0	\$0	\$70,000	\$0	\$0	\$0	\$0	\$0	\$70,000	\$70,000

Funding

Funding Name	Source	Status*	Prior Funding	2021	Estimated Funding							Total
					2022	2023	2024	2025	2026	2027	6 Year Total	
Utility Rates-RPWRF Ops	Local	Funded	\$0	\$0	\$70,000	\$0	\$0	\$0	\$0	\$0	\$70,000	\$70,000
Total			\$0	\$0	\$70,000	\$0	\$0	\$0	\$0	\$0	\$70,000	\$70,000

\*Status definitions

- Unidentified: Funding source has not yet been determined
- Identified: Funding source has been found, but not yet requested
- Applied: Grant or loan application has been submitted, or budget has been requested
- Awarded: Grant or loan has been offered but the contract has not yet been signed or budget has not yet been approved by Council
- Encumbered: Project contract has been signed and funds have been allocated to spend on the project

Wastewater/RPWRF Maintenance

Serpentex Biosolids Conveyor Rebuild

WWM-2012-354

Executive Summary

Rebuild of the Serpentex Biosolids Conveyor Systems.

Project Justification

This conveyor system takes solids that come from the digesters, are processed by the Belt Filter Presses, and moves them to the Biosolids Trucks for transport to the field application sites. Many parts of the equipment wear out over time and through use. A more complete rebuild of the equipment is needed every 10 to 15 years. The rebuilding of the conveyors is necessary to ensure that Biosolids can be removed, transported from the RPWRF, and compliance with permitting is maintained.

*This project meets the following comprehensive plan goals and/or policies:*

Capital Facilities and Utilities: CFU1 - Adequate Public Facilities and Services. CFU2 - Concurrency. CFU3 - Coordination. CFU4 - Service Provision. CFU5 - Environmental Concerns.

Location

Other Location

Riverside Park Water Reclamation Facility (RPWRF) Process Building.

Project Status

Active

This project has been scheduled and is in the planning phase.

External Factors

Maintenance

*Maintenance of capital facilities, buildings and infrastructure has an impact on a Department’s operating budget, and thus routine maintenance costs for new and ongoing projects are identified in the table below.*

	2022	2023	2024	2025	2026	2027	Total
Expected Annual Maintenance	\$0	\$0	\$0	\$0	\$0	\$0	\$0

Maintenance Comments

The rebuild of the Serpentex conveyors will reduce routine maintenance activities. There are two conveyors; one will be rebuilt in 2019 and the other in 2021.

Wastewater/RPWRF Maintenance

Serpentex Biosolids Conveyor Rebuild

WWM-2012-354

Spending

Project Phase	Prior Spending	2021	Estimated Spending							Total
			2022	2023	2024	2025	2026	2027	6 Year Total	
Purchases	\$205,000	\$0	\$80,000	\$0	\$0	\$215,000	\$0	\$0	\$295,000	\$500,000
Total	\$205,000	\$0	\$80,000	\$0	\$0	\$215,000	\$0	\$0	\$295,000	\$500,000

Funding

Funding Name	Source	Status*	Prior Funding	2021	Estimated Funding							Total
					2022	2023	2024	2025	2026	2027	6 Year Total	
Utility Rates-RPWRF Ops	Local	Funded	\$205,000	\$0	\$80,000	\$0	\$0	\$215,000	\$0	\$0	\$295,000	\$500,000
Total			\$205,000	\$0	\$80,000	\$0	\$0	\$215,000	\$0	\$0	\$295,000	\$500,000

- \*Status definitions
- Unidentified: Funding source has not yet been determined
  - Identified: Funding source has been found, but not yet requested
  - Applied: Grant or loan application has been submitted, or budget has been requested
  - Awarded: Grant or loan has been offered but the contract has not yet been signed or budget has not yet been approved by Council
  - Encumbered: Project contract has been signed and funds have been allocated to spend on the project

Wastewater/RPWRF Maintenance

Silo Digester No. 3 Mixing System

WWM-2019-71

Executive Summary

This project would add a mixing system to Silo Digester No. 3.

Project Justification

Silo Digester No. 3 can only be used as a secondary digester (as it has no heating system currently). After the initial running of this digester it was confirmed that without a mixing system that grit and other heavy material settled several feet thick on the bottom and requires difficult, expensive, and potentially dangerous cleaning efforts. A mixing system, similar to the other digesters, will alleviate this problem.

*This project meets the following comprehensive plan goals and/or policies:*

Capital Facilities and Utilities: CFU1 - Adequate Public Facilities and Services. CFU2 - Concurrency. CFU3 - Coordination. CFU4 - Service Provision. CFU5 - Environmental Concerns.

Location

Other Location

Riverside Park Water Reclamation Facility (RPWRF).

Project Status

Active

This project is in the planning stage.

External Factors

Maintenance

*Maintenance of capital facilities, buildings and infrastructure has an impact on a Department’s operating budget, and thus routine maintenance costs for new and ongoing projects are identified in the table below.*

	2022	2023	2024	2025	2026	2027	Total
Expected Annual Maintenance	\$0	\$0	\$0	\$0	\$0	\$0	\$0

Maintenance Comments

Wastewater/RPWRF Maintenance

Silo Digester No. 3 Mixing System

WWM-2019-71

Spending

Project Phase	Prior Spending	2021	Estimated Spending							Total
			2022	2023	2024	2025	2026	2027	6 Year Total	
Construction	\$0	\$0	\$0	\$0	\$0	\$3,000,000	\$0	\$0	\$3,000,000	\$3,000,000
Design	\$0	\$0	\$0	\$0	\$450,000	\$0	\$0	\$0	\$450,000	\$450,000
Total	\$0	\$0	\$0	\$0	\$450,000	\$3,000,000	\$0	\$0	\$3,450,000	\$3,450,000

Funding

Funding Name	Source	Status*	Prior Funding	2021	Estimated Funding							Total
					2022	2023	2024	2025	2026	2027	6 Year Total	
Utility Rates-RPWRF Ops	Local	Funded	\$0	\$0	\$0	\$0	\$450,000	\$3,000,000	\$0	\$0	\$3,450,000	\$3,450,000
Total			\$0	\$0	\$0	\$0	\$450,000	\$3,000,000	\$0	\$0	\$3,450,000	\$3,450,000

- \*Status definitions
- Unidentified: Funding source has not yet been determined
  - Identified: Funding source has been found, but not yet requested
  - Applied: Grant or loan application has been submitted, or budget has been requested
  - Awarded: Grant or loan has been offered but the contract has not yet been signed or budget has not yet been approved by Council
  - Encumbered: Project contract has been signed and funds have been allocated to spend on the project

Wastewater/RPWRF Maintenance

Silo Digester No. 3 Roof Walkway

WWM-2020-73

Executive Summary

This project will add a dedicated catwalk to the areas of the Silo Digester No. 3 roof that need routine access. This project needs to consider the safety aspect - if someone slips on in bad weather and is seriously hurt will outweigh the cost of this project.

Project Justification

The roof of Silo Digester No. 3 currently has no walkway and workers who must access the top on a routine basis must walk on a steep sloped and slippery surface. The surface can also be damaged by the foot traffic. These risks will be eliminated by the addition of a dedicated walkway.

*This project meets the following comprehensive plan goals and/or policies:*

Capital Facilities and Utilities: CFU1 - Adequate Public Facilities and Services. CFU2 - Concurrency. CFU3 - Coordination. CFU4 - Service Provision. CFU5 - Environmental Concerns.

Location

Other Location

Riverside Park Water Reclamation Facility (RPWRF).

Project Status

Active

This project is in the planning stage.

External Factors

We will time this project to happen after the NLT work in completed so that contractors do not interfere with each other in the limited operating space.

Maintenance

*Maintenance of capital facilities, buildings and infrastructure has an impact on a Department’s operating budget, and thus routine maintenance costs for new and ongoing projects are identified in the table below.*

	2022	2023	2024	2025	2026	2027	Total
Expected Annual Maintenance	\$0	\$0	\$0	\$0	\$0	\$0	\$0

Maintenance Comments

This project needs to consider the safety aspect- if someone slips on in bad weather and is seriously hurt will outweigh the cost of this project.

Wastewater/RPWRF Maintenance

Silo Digester No. 3 Roof Walkway

WWM-2020-73

Spending

Project Phase	Prior Spending	2021	Estimated Spending							Total
			2022	2023	2024	2025	2026	2027	6 Year Total	
Construction	\$0	\$0	\$200,000	\$0	\$0	\$0	\$0	\$0	\$200,000	\$200,000
Total	\$0	\$0	\$200,000	\$0	\$0	\$0	\$0	\$0	\$200,000	\$200,000

Funding

Funding Name	Source	Status*	Prior Funding	2021	Estimated Funding							Total
					2022	2023	2024	2025	2026	2027	6 Year Total	
Utility Rates-RPWRF Ops	Local	Funded	\$0	\$0	\$200,000	\$0	\$0	\$0	\$0	\$0	\$200,000	\$200,000
Total			\$0	\$0	\$200,000	\$0	\$0	\$0	\$0	\$0	\$200,000	\$200,000

- \*Status definitions
- Unidentified: Funding source has not yet been determined
  - Identified: Funding source has been found, but not yet requested
  - Applied: Grant or loan application has been submitted, or budget has been requested
  - Awarded: Grant or loan has been offered but the contract has not yet been signed or budget has not yet been approved by Council
  - Encumbered: Project contract has been signed and funds have been allocated to spend on the project

Wastewater/RPWRF Maintenance

Turblex Blower Service

WWM-2019-67

Executive Summary

The project is the in-depth full servicing of the aeration basin (AB) blowers.

Project Justification

The AB blowers provide the air to maintain dissolved oxygen levels needed for the activated sludge process. They are complex turbo blowers and factory service is required on 5 year intervals on each of the blowers.

*This project meets the following comprehensive plan goals and/or policies:*

Capital Facilities and Utilities: CFU1 - Adequate Public Facilities and Services. CFU2 - Concurrency. CFU3 - Coordination. CFU4 - Service Provision. CFU5 - Environmental Concerns.

Location

Other Location

Riverside Park Water Reclamation Facility (RPWRF).

Project Status

Active

This project has been scheduled and is in the planning phase.

External Factors

Maintenance

*Maintenance of capital facilities, buildings and infrastructure has an impact on a Department’s operating budget, and thus routine maintenance costs for new and ongoing projects are identified in the table below.*

	2022	2023	2024	2025	2026	2027	Total
Expected Annual Maintenance	\$0	\$0	\$0	\$0	\$0	\$0	\$0

Maintenance Comments

Wastewater/RPWRF Maintenance

Turblex Blower Service

WWM-2019-67

Spending

Project Phase	Prior Spending	2021	Estimated Spending							Total
			2022	2023	2024	2025	2026	2027	6 Year Total	
Purchases	\$0	\$0	\$130,000	\$0	\$0	\$0	\$0	\$140,000	\$270,000	\$270,000
Total	\$0	\$0	\$130,000	\$0	\$0	\$0	\$0	\$140,000	\$270,000	\$270,000

Funding

Funding Name	Source	Status*	Prior Funding	2021	Estimated Funding							Total
					2022	2023	2024	2025	2026	2027	6 Year Total	
Utility Rates-RPWRF Ops	Local	Funded	\$0	\$0	\$130,000	\$0	\$0	\$0	\$0	\$140,000	\$270,000	\$270,000
Total			\$0	\$0	\$130,000	\$0	\$0	\$0	\$0	\$140,000	\$270,000	\$270,000

- \*Status definitions
- Unidentified: Funding source has not yet been determined
  - Identified: Funding source has been found, but not yet requested
  - Applied: Grant or loan application has been submitted, or budget has been requested
  - Awarded: Grant or loan has been offered but the contract has not yet been signed or budget has not yet been approved by Council
  - Encumbered: Project contract has been signed and funds have been allocated to spend on the project

Wastewater/RPWRF Vehicles and Equipment

Biosolids Front End Loader

WWM-2021-72

Executive Summary

Equipment being replaced is a Biosolids Front End Loader.

Project Justification

Biosolids generated at the Riverside Park Water Reclamation Facility are applied to private farmland in accordance with Federal and State regulations. Replacement of Biosolids moving equipment is necessary to maintain the reliability necessary to meet Biosolids application regulations. This project is the purchase of a front end loader to replace the one that has reached the end of its service life. The loader is used in rough conditions; daily use, rough dirt roads and fields. The service life is approximately 5 to 6 years.

*This project meets the following comprehensive plan goals and/or policies:*

Capital Facilities and Utilities: CFU1 - Adequate Public Facilities and Services. CFU2 - Concurrency. CFU3 - Coordination. CFU4 - Service Provision. CFU5 - Environmental Concerns.

Location

Other Location

Riverside Park Water Reclamation Facility (RPWRF).

Project Status

Active

The purchase of this equipment has been scheduled.

External Factors

Maintenance

*Maintenance of capital facilities, buildings and infrastructure has an impact on a Department’s operating budget, and thus routine maintenance costs for new and ongoing projects are identified in the table below.*

	2022	2023	2024	2025	2026	2027	Total
Expected Annual Maintenance	\$0	\$0	\$0	\$0	\$0	\$0	\$0

Maintenance Comments

Wastewater/RPWRF Vehicles and Equipment

Biosolids Front End Loader

WWM-2021-72

Spending

Project Phase	Prior Spending	2021	Estimated Spending							Total
			2022	2023	2024	2025	2026	2027	6 Year Total	
Purchases	\$0	\$0	\$0	\$225,000	\$0	\$0	\$0	\$0	\$225,000	\$225,000
Total	\$0	\$0	\$0	\$225,000	\$0	\$0	\$0	\$0	\$225,000	\$225,000

Funding

Funding Name	Source	Status*	Prior Funding	2021	Estimated Funding							Total
					2022	2023	2024	2025	2026	2027	6 Year Total	
Utility Rates-RPWRF Ops	Local	Funded	\$0	\$0	\$0	\$225,000	\$0	\$0	\$0	\$0	\$225,000	\$225,000
Total			\$0	\$0	\$0	\$225,000	\$0	\$0	\$0	\$0	\$225,000	\$225,000

- \*Status definitions
- Unidentified: Funding source has not yet been determined
  - Identified: Funding source has been found, but not yet requested
  - Applied: Grant or loan application has been submitted, or budget has been requested
  - Awarded: Grant or loan has been offered but the contract has not yet been signed or budget has not yet been approved by Council
  - Encumbered: Project contract has been signed and funds have been allocated to spend on the project

Wastewater/RPWRF Vehicles and Equipment

Biosolids Hauling Trucks (Dump)

WWM-2016-127

Executive Summary

Equipment being replaced is for two Biosolids Dump Trucks.

Project Justification

Biosolids generated at the Riverside Park Water Reclamation Facility are applied to private farmland in accordance with Federal and State regulations. Replacement of Biosolids hauling equipment is necessary to maintain the reliability necessary to meet Biosolids application regulations. This project is the purchase of two dump trucks to replace trucks that have reached the end of their service lives. Trucks are used in rough conditions; daily use, long miles, rough dirt roads and fields. Their service life is approximately 5 to 6 years.

*This project meets the following comprehensive plan goals and/or policies:*

Capital Facilities and Utilities: CFU1 - Adequate Public Facilities and Services. CFU2 - Concurrency. CFU3 - Coordination. CFU4 - Service Provision. CFU5 - Environmental Concerns.

Location

Other Location

Riverside Park Water Reclamation Facility (RPWRF).

Project Status

Active

The purchase of this equipment has been scheduled.

External Factors

Maintenance

*Maintenance of capital facilities, buildings and infrastructure has an impact on a Department’s operating budget, and thus routine maintenance costs for new and ongoing projects are identified in the table below.*

	2022	2023	2024	2025	2026	2027	Total
Expected Annual Maintenance	\$0	\$0	\$0	\$0	\$0	\$0	\$0

Maintenance Comments

Maintenance and equipment downtime will be lower with the purchase of new more reliable equipment.

Wastewater/RPWRF Vehicles and Equipment

Biosolids Hauling Trucks (Dump)

WWM-2016-127

Spending

Project Phase	Prior Spending	2021	Estimated Spending							Total
			2022	2023	2024	2025	2026	2027	6 Year Total	
Purchases	\$225,000	\$0	\$275,000	\$0	\$0	\$0	\$0	\$0	\$275,000	\$500,000
Total	\$225,000	\$0	\$275,000	\$0	\$0	\$0	\$0	\$0	\$275,000	\$500,000

Funding

Funding Name	Source	Status*	Prior Funding	2021	Estimated Funding							Total
					2022	2023	2024	2025	2026	2027	6 Year Total	
Utility Rates-RPWRF Ops	Local	Funded	\$225,000	\$0	\$275,000	\$0	\$0	\$0	\$0	\$0	\$275,000	\$500,000
Total			\$225,000	\$0	\$275,000	\$0	\$0	\$0	\$0	\$0	\$275,000	\$500,000

- \*Status definitions
- Unidentified: Funding source has not yet been determined
  - Identified: Funding source has been found, but not yet requested
  - Applied: Grant or loan application has been submitted, or budget has been requested
  - Awarded: Grant or loan has been offered but the contract has not yet been signed or budget has not yet been approved by Council
  - Encumbered: Project contract has been signed and funds have been allocated to spend on the project

Wastewater/RPWRF Vehicles and Equipment

Biosolids Tractor

WWM-2015-111

Executive Summary

Equipment being replaced is a biosolids Tractor.

Project Justification

Biosolids generated at the Riverside Park Water Reclamation Facility are applied to private farmland in accordance with Federal and State regulations. Replacement of biosolids application equipment is necessary to maintain the reliability necessary to meet biosolids application regulations. The tractor used to spread the solids in the farm fields is used in rough conditions, and heavily, due to the daily requirements of our permits. The service life of this tractor is anticipated to be around 15 to 20 years before replacement is necessary.

*This project meets the following comprehensive plan goals and/or policies:*

Capital Facilities and Utilities: CFU1 - Adequate Public Facilities and Services. CFU2 - Concurrency. CFU3 - Coordination. CFU4 - Service Provision. CFU5 - Environmental Concerns.

Location

Other Location

Riverside Park Water Reclamation Facility (RPWRF).

Project Status

Active

In the planning stage. Equipment purchase has been scheduled.

External Factors

Maintenance

*Maintenance of capital facilities, buildings and infrastructure has an impact on a Department’s operating budget, and thus routine maintenance costs for new and ongoing projects are identified in the table below.*

	2022	2023	2024	2025	2026	2027	Total
Expected Annual Maintenance	\$0	\$0	\$0	\$0	\$0	\$0	\$0

Maintenance Comments

Wastewater/RPWRF Vehicles and Equipment

Biosolids Tractor

WWM-2015-111

Spending

Project Phase	Prior Spending	2021	Estimated Spending							Total
			2022	2023	2024	2025	2026	2027	6 Year Total	
Purchases	\$0	\$0	\$180,000	\$0	\$180,000	\$0	\$0	\$0	\$360,000	\$360,000
Total	\$0	\$0	\$180,000	\$0	\$180,000	\$0	\$0	\$0	\$360,000	\$360,000

Funding

Funding Name	Source	Status*	Prior Funding	2021	Estimated Funding							Total
					2022	2023	2024	2025	2026	2027	6 Year Total	
Utility Rates-RPWRF Ops	Local	Funded	\$0	\$0	\$180,000	\$0	\$180,000	\$0	\$0	\$0	\$360,000	\$360,000
Total			\$0	\$0	\$180,000	\$0	\$180,000	\$0	\$0	\$0	\$360,000	\$360,000

- \*Status definitions
- Unidentified: Funding source has not yet been determined
  - Identified: Funding source has been found, but not yet requested
  - Applied: Grant or loan application has been submitted, or budget has been requested
  - Awarded: Grant or loan has been offered but the contract has not yet been signed or budget has not yet been approved by Council
  - Encumbered: Project contract has been signed and funds have been allocated to spend on the project

Wastewater/Stormwater

4th Avenue, Sunset to Maple, Bioretention

WWM-2016-48

Executive Summary

As part of the street project, stormwater will be separated from the Combined Sewer System along both sides of 4th Avenue with bioretention areas between the sidewalks and back of curb. This is an integrated project.

Project Justification

This project will reduce stormwater flows to the CSO system.

*This project meets the following comprehensive plan goals and/or policies:*

CFU 3.2 - Coordination of utility installations. This project will be constructed with a street project to reduce disruption and protect the infrastructure investment. CFU 5.3 - Stormwater. This project will manage stormwater to return to natural drainage and protect water quality.

Location

Other Location

4th Avenue between Sunset and Maple.

Project Status

Active

The project is in the planning stages.

External Factors

None known.

Maintenance

*Maintenance of capital facilities, buildings and infrastructure has an impact on a Department’s operating budget, and thus routine maintenance costs for new and ongoing projects are identified in the table below.*

	2022	2023	2024	2025	2026	2027	Total
Expected Annual Maintenance	\$0	\$0	\$0	\$0	\$0	\$0	\$0

Maintenance Comments

Wastewater/Stormwater

4th Avenue, Sunset to Maple, Bioretention

WWM-2016-48

Spending

Project Phase	Prior Spending	2021	Estimated Spending							Total
			2022	2023	2024	2025	2026	2027	6 Year Total	
Construction	\$0	\$0	\$0	\$0	\$0	\$400,000	\$0	\$0	\$400,000	\$400,000
Design	\$0	\$0	\$0	\$0	\$40,000	\$0	\$0	\$0	\$40,000	\$40,000
Total	\$0	\$0	\$0	\$0	\$40,000	\$400,000	\$0	\$0	\$440,000	\$440,000

Funding

Funding Name	Source	Status*	Prior Funding	2021	Estimated Funding							Total
					2022	2023	2024	2025	2026	2027	6 Year Total	
Utility Rates-IC	Local	Funded	\$0	\$0	\$0	\$0	\$40,000	\$400,000	\$0	\$0	\$440,000	\$440,000
Total			\$0	\$0	\$0	\$0	\$40,000	\$400,000	\$0	\$0	\$440,000	\$440,000

- \*Status definitions
- Unidentified: Funding source has not yet been determined
  - Identified: Funding source has been found, but not yet requested
  - Applied: Grant or loan application has been submitted, or budget has been requested
  - Awarded: Grant or loan has been offered but the contract has not yet been signed or budget has not yet been approved by Council
  - Encumbered: Project contract has been signed and funds have been allocated to spend on the project

Wastewater/Stormwater

Broadway, Cedar to Post, Stormwater Separation

WWM-2018-70

Executive Summary

This project will provide stormwater improvements with the street project. The improvements will include separation and treatment from the combined sewer system. Portions of the project are also located within an area served by separated storm pipe. These areas are being evaluated for treatment.

Project Justification

This project is necessary to reduce sanitary sewer overflows and remove untreated stormwater from the Spokane River and improve water quality.

*This project meets the following comprehensive plan goals and/or policies:*

CFU 5.3 - Stormwater. This project will manage stormwater to return to natural drainage and protect water quality.

Location

Other Location

Broadway between Cedar and Post.

Project Status

Active

This project is currently in the planning stage.

External Factors

This project is being constructed along with the street improvement project.

Maintenance

*Maintenance of capital facilities, buildings and infrastructure has an impact on a Department’s operating budget, and thus routine maintenance costs for new and ongoing projects are identified in the table below.*

	2022	2023	2024	2025	2026	2027	Total
Expected Annual Maintenance	\$0	\$0	\$0	\$0	\$0	\$0	\$0

Maintenance Comments

Wastewater/Stormwater

Broadway, Cedar to Post, Stormwater Separation

WWM-2018-70

Spending

Project Phase	Prior Spending	2021	Estimated Spending							Total
			2022	2023	2024	2025	2026	2027	6 Year Total	
Construction	\$0	\$0	\$0	\$0	\$0	\$1,500,000	\$0	\$0	\$1,500,000	\$1,500,000
Design	\$0	\$0	\$0	\$0	\$100,000	\$0	\$0	\$0	\$100,000	\$100,000
Planning	\$0	\$0	\$0	\$10,000	\$0	\$0	\$0	\$0	\$10,000	\$10,000
Total	\$0	\$0	\$0	\$10,000	\$100,000	\$1,500,000	\$0	\$0	\$1,610,000	\$1,610,000

Funding

Funding Name	Source	Status*	Prior Funding	2021	Estimated Funding							Total
					2022	2023	2024	2025	2026	2027	6 Year Total	
Utility Rates-IC	Local	Funded	\$0	\$0	\$0	\$10,000	\$100,000	\$1,500,000	\$0	\$0	\$1,610,000	\$1,610,000
Total			\$0	\$0	\$0	\$10,000	\$100,000	\$1,500,000	\$0	\$0	\$1,610,000	\$1,610,000

- \*Status definitions
- Unidentified: Funding source has not yet been determined
  - Identified: Funding source has been found, but not yet requested
  - Applied: Grant or loan application has been submitted, or budget has been requested
  - Awarded: Grant or loan has been offered but the contract has not yet been signed or budget has not yet been approved by Council
  - Encumbered: Project contract has been signed and funds have been allocated to spend on the project

Wastewater/Stormwater

Cochran Basin Conveyance Pipeline, TJ Meenach to Downriver

WWM-2013-137

Executive Summary

This project will construct a pipeline to convey stormwater from Cochran Basin to Downriver Disc Golf Course for treatment, and infiltration.

Project Justification

By eliminating the discharge of stormwater from the Cochran Basin, approximately 50% of the City of Spokane’s stormwater discharge to the Spokane River will be removed. Approximately 90% of stormwater from this basin will be treated and infiltrated.

*This project meets the following comprehensive plan goals and/or policies:*

CFU 5.3 - Stormwater. This project reduces to impacts of urban runoff.

Location

Other Location

TJ Meenach from NW Blvd to Downriver Dr.

Project Status

Active

The design on the project is near completion.

External Factors

Cochran Basin construction depends upon grant funding. A Stormwater Financial Assistance Program was applied for this project and is listed on the State Fiscal Year 2020 Draft Water Quality Funding Offer List and Intended Use Plan.

Maintenance

*Maintenance of capital facilities, buildings and infrastructure has an impact on a Department’s operating budget, and thus routine maintenance costs for new and ongoing projects are identified in the table below.*

	2022	2023	2024	2025	2026	2027	Total
Expected Annual Maintenance	\$0	\$0	\$0	\$0	\$0	\$0	\$0

Maintenance Comments

Wastewater/Stormwater

Cochran Basin Conveyance Pipeline, TJ Meenach to Downriver

WWM-2013-137

Spending

Project Phase	Prior Spending	2021	Estimated Spending							Total
			2022	2023	2024	2025	2026	2027	6 Year Total	
Construction	\$0	\$3,500,000	\$4,359,153	\$0	\$0	\$0	\$0	\$0	\$4,359,153	\$7,859,153
Design	\$135,847	\$60,000	\$0	\$0	\$0	\$0	\$0	\$0	\$0	\$195,847
Planning	\$9,216	\$0	\$0	\$0	\$0	\$0	\$0	\$0	\$0	\$9,216
Total	\$145,063	\$3,560,000	\$4,359,153	\$0	\$0	\$0	\$0	\$0	\$4,359,153	\$8,064,216

Funding

Funding Name	Source	Status*	Prior Funding	2021	Estimated Funding							Total
					2022	2023	2024	2025	2026	2027	6 Year Total	
Grant-SFAP	State	Funded	\$135,847	\$2,670,000	\$1,440,000	\$0	\$0	\$0	\$0	\$0	\$1,440,000	\$4,245,847
Utility Rates-IC	Local	Funded	\$9,216	\$890,000	\$2,919,153	\$0	\$0	\$0	\$0	\$0	\$2,919,153	\$3,818,369
Total			\$145,063	\$3,560,000	\$4,359,153	\$0	\$0	\$0	\$0	\$0	\$4,359,153	\$8,064,216

- \*Status definitions
- Unidentified: Funding source has not yet been determined
  - Identified: Funding source has been found, but not yet requested
  - Applied: Grant or loan application has been submitted, or budget has been requested
  - Awarded: Grant or loan has been offered but the contract has not yet been signed or budget has not yet been approved by Council
  - Encumbered: Project contract has been signed and funds have been allocated to spend on the project

Wastewater/Stormwater

Cochran Basin Lift Station and Control Facility

WWM-2019-11

Executive Summary

A concrete facility will be constructed to divert flow from Cochran Basin to the bio-retention facilities. A lift station, valves and weir will be included as part of the control strategy.

Project Justification

By eliminating the discharge of stormwater from the Cochran Basin, approximately 50% of the City of Spokane’s stormwater discharge to the Spokane River will be removed. Approximately 90% of stormwater from this basin will be treated to meet water quality requirements from the Department of Ecology.

*This project meets the following comprehensive plan goals and/or policies:*

CFU 5.3 - Stormwater. This project reduces to impacts of urban runoff.

Location

Other Location

TJ Meenach and NW Blvd.

Project Status

Active

Preliminary design work is underway.

External Factors

None know at this time.

Maintenance

*Maintenance of capital facilities, buildings and infrastructure has an impact on a Department’s operating budget, and thus routine maintenance costs for new and ongoing projects are identified in the table below.*

	2022	2023	2024	2025	2026	2027	Total
Expected Annual Maintenance	\$0	\$0	\$0	\$0	\$0	\$0	\$0

Maintenance Comments

Wastewater/Stormwater

Cochran Basin Lift Station and Control Facility

WWM-2019-11

Spending

Project Phase	Prior Spending	2021	Estimated Spending							Total
			2022	2023	2024	2025	2026	2027	6 Year Total	
Construction	\$0	\$0	\$3,603,000	\$2,000,000	\$0	\$0	\$0	\$0	\$5,603,000	\$5,603,000
Design	\$0	\$100,000	\$430,000	\$500,000	\$0	\$0	\$0	\$0	\$930,000	\$1,030,000
Total	\$0	\$100,000	\$4,033,000	\$2,500,000	\$0	\$0	\$0	\$0	\$6,533,000	\$6,633,000

Funding

Funding Name	Source	Status*	Prior Funding	2021	Estimated Funding							Total
					2022	2023	2024	2025	2026	2027	6 Year Total	
Grant-SFAP	State	Funded	\$0	\$0	\$3,024,750	\$1,975,250	\$0	\$0	\$0	\$0	\$5,000,000	\$5,000,000
Utility Rates-IC	Local	Funded	\$0	\$100,000	\$1,008,250	\$524,750	\$0	\$0	\$0	\$0	\$1,533,000	\$1,633,000
Total			\$0	\$100,000	\$4,033,000	\$2,500,000	\$0	\$0	\$0	\$0	\$6,533,000	\$6,633,000

- \*Status definitions
- Unidentified: Funding source has not yet been determined
  - Identified: Funding source has been found, but not yet requested
  - Applied: Grant or loan application has been submitted, or budget has been requested
  - Awarded: Grant or loan has been offered but the contract has not yet been signed or budget has not yet been approved by Council
  - Encumbered: Project contract has been signed and funds have been allocated to spend on the project

Wastewater/Stormwater

Cochran Basin Stormwater Piping, TJ Meenach-River to NW Blvd

WWM-2015-68

Executive Summary

Stormwater piping will be constructed with the TJ Meenach street project to convey Cochran Basin flows to the Downriver Boat Launch treatment facility. This is an integrated project.

Project Justification

This project will reduce the direct discharge of stormwater to the Spokane River from the Cochran Basin.

*This project meets the following comprehensive plan goals and/or policies:*

CFU 5.3 - Stormwater. This project will reduce the impacts of urban runoff.

Location

Other Location

TJ Meenach from Downriver Dr to Northwest Blvd.

Project Status

Active

Design on the project is expected to start mid-2021 and be complete by the end of the year.

External Factors

Project funding is based on receiving State funding that is currently awaiting budget approval. This is an integrated project and is tied to the construction of the street projects.

Maintenance

*Maintenance of capital facilities, buildings and infrastructure has an impact on a Department’s operating budget, and thus routine maintenance costs for new and ongoing projects are identified in the table below.*

	2022	2023	2024	2025	2026	2027	Total
Expected Annual Maintenance	\$0	\$0	\$0	\$0	\$0	\$0	\$0

Maintenance Comments

Wastewater/Stormwater

Cochran Basin Stormwater Piping, TJ Meenach-River to NW Blvd

WWM-2015-68

Spending

Project Phase	Prior Spending	2021	Estimated Spending							Total
			2022	2023	2024	2025	2026	2027	6 Year Total	
Construction	\$0	\$0	\$2,863,037	\$0	\$0	\$0	\$0	\$0	\$2,863,037	\$2,863,037
Design	\$3,963	\$315,000	\$0	\$0	\$0	\$0	\$0	\$0	\$0	\$318,963
Total	\$3,963	\$315,000	\$2,863,037	\$0	\$0	\$0	\$0	\$0	\$2,863,037	\$3,182,000

Funding

Funding Name	Source	Status*	Prior Funding	2021	Estimated Funding							Total
					2022	2023	2024	2025	2026	2027	6 Year Total	
Grant-SFAP	State	Funded	\$0	\$0	\$0	\$0	\$0	\$0	\$0	\$0	\$2,863,037	\$2,863,037
Utility Rates-IC	Local	Funded	\$3,963	\$235,000	\$0	\$0	\$0	\$0	\$0	\$0	\$0	\$238,963
Total			\$3,963	\$315,000	\$2,863,037	\$0	\$0	\$0	\$0	\$0	\$2,863,037	\$3,182,000

- \*Status definitions
- Unidentified: Funding source has not yet been determined
  - Identified: Funding source has been found, but not yet requested
  - Applied: Grant or loan application has been submitted, or budget has been requested
  - Awarded: Grant or loan has been offered but the contract has not yet been signed or budget has not yet been approved by Council
  - Encumbered: Project contract has been signed and funds have been allocated to spend on the project

Wastewater/Stormwater

Cochran Basin Treatment Facility-Downriver Boat Launch

WWM-2015-109

Executive Summary

This project will construct a stormwater treatment and retention facility to be integrated with the Downriver Boat Launch. Construction will be coordinated with TJ Meenach street reconstruction project.

Project Justification

This project will reduce the direct discharge of stormwater to the Spokane River from the Cochran Basin. By eliminating the discharge of stormwater from the Cochran Basin, approximately 50% of the City of Spokane’s stormwater discharge to the Spokane River will be removed. Approximately 90% of stormwater from this basin will be treated to meet the water quality requirements from the Department of Ecology.

*This project meets the following comprehensive plan goals and/or policies:*

CFU 5.3 - Stormwater. This project will reduce the impacts of urban runoff.

Location

Other Location

TJ Meenach and the Spokane River.

Project Status

Active

The project is currently in design.

External Factors

None known at this time.

Maintenance

*Maintenance of capital facilities, buildings and infrastructure has an impact on a Department’s operating budget, and thus routine maintenance costs for new and ongoing projects are identified in the table below.*

	2022	2023	2024	2025	2026	2027	Total
Expected Annual Maintenance	\$0	\$0	\$0	\$0	\$0	\$0	\$0

Maintenance Comments

Wastewater/Stormwater

Cochran Basin Treatment Facility-Downriver Boat Launch

WWM-2015-109

Spending

Project Phase	Prior Spending	2021	Estimated Spending							Total
			2022	2023	2024	2025	2026	2027	6 Year Total	
Construction	\$0	\$0	\$2,186,811	\$0	\$0	\$0	\$0	\$0	\$2,186,811	\$2,186,811
Design	\$22,389	\$167,800	\$0	\$0	\$0	\$0	\$0	\$0	\$0	\$190,189
Total	\$22,389	\$167,800	\$2,186,811	\$0	\$0	\$0	\$0	\$0	\$2,186,811	\$2,377,000

Funding

Funding Name	Source	Status*	Prior Funding	2021	Estimated Funding							Total
					2022	2023	2024	2025	2026	2027	6 Year Total	
Grant-SFAP	State	Funded	\$22,389	\$125,850	\$1,640,108	\$0	\$0	\$0	\$0	\$0	\$1,640,108	\$1,788,347
Utility Rates-IC	Local	Funded	\$0	\$41,950	\$546,703	\$0	\$0	\$0	\$0	\$0	\$546,703	\$588,653
Total			\$22,389	\$167,800	\$2,186,811	\$0	\$0	\$0	\$0	\$0	\$2,186,811	\$2,377,000

- \*Status definitions
- Unidentified: Funding source has not yet been determined
  - Identified: Funding source has been found, but not yet requested
  - Applied: Grant or loan application has been submitted, or budget has been requested
  - Awarded: Grant or loan has been offered but the contract has not yet been signed or budget has not yet been approved by Council
  - Encumbered: Project contract has been signed and funds have been allocated to spend on the project

Wastewater/Stormwater

Cochran Basin Treatment Facility-Downriver Disc Golf Course

WWM-2016-15

Executive Summary

This project will construct a stormwater treatment and retention facility to be integrated with the Downriver Disc Golf Course. This project will eliminate the direct discharge of stormwater to the Spokane River from the Cochran Basin.

Project Justification

This project will eliminate the direct discharge of stormwater to the Spokane River from the Cochran Basin. By eliminating the discharge of stormwater from the Cochran Basin, approximately 50% of the City of Spokane’s stormwater discharge to the Spokane River will be removed. Approximately 90% of stormwater from this basin will be treated to meet the water quality requirements from the Department of Ecology.

*This project meets the following comprehensive plan goals and/or policies:*

CFU 5.3 - Stormwater. This project will reduce the impacts of urban runoff.

Location

Other Location

Downriver Dr. and Aubrey L. White Pkwy.

Project Status

Active

The project is currently in design.

External Factors

Funding from the State of Washington, construction of connecting piping from TJ Meenach, and construction in Downriver Golf Course.

Maintenance

*Maintenance of capital facilities, buildings and infrastructure has an impact on a Department’s operating budget, and thus routine maintenance costs for new and ongoing projects are identified in the table below.*

	2022	2023	2024	2025	2026	2027	Total
Expected Annual Maintenance	\$0	\$10,000	\$10,000	\$0	\$0	\$0	\$40,000

Maintenance Comments

Wastewater/Stormwater

Cochran Basin Treatment Facility-Downriver Disc Golf Course

WWM-2016-15

Spending

Project Phase	Prior Spending	2021	Estimated Spending							Total
			2022	2023	2024	2025	2026	2027	6 Year Total	
Construction	\$0	\$2,862,320	\$15,000	\$0	\$0	\$0	\$0	\$0	\$15,000	\$2,877,320
Design	\$40,011	\$200,000	\$0	\$0	\$0	\$0	\$0	\$0	\$0	\$240,011
Total	\$40,011	\$3,062,320	\$15,000	\$0	\$0	\$0	\$0	\$0	\$15,000	\$3,117,331

Funding

Funding Name	Source	Status*	Prior Funding	2021	Estimated Funding							Total
					2022	2023	2024	2025	2026	2027	6 Year Total	
Grant-SFAP	State	Funded	\$0	\$2,152,500	\$0	\$0	\$0	\$0	\$0	\$0	\$0	\$2,152,500
Utility Rates-IC	Local	Funded	\$40,011	\$909,820	\$15,000	\$0	\$0	\$0	\$0	\$0	\$15,000	\$964,831
Total			\$40,011	\$3,062,320	\$15,000	\$0	\$0	\$0	\$0	\$0	\$15,000	\$3,117,331

- \*Status definitions
- Unidentified: Funding source has not yet been determined
  - Identified: Funding source has been found, but not yet requested
  - Applied: Grant or loan application has been submitted, or budget has been requested
  - Awarded: Grant or loan has been offered but the contract has not yet been signed or budget has not yet been approved by Council
  - Encumbered: Project contract has been signed and funds have been allocated to spend on the project

Wastewater/Stormwater

Combined Sewer Overflow (CSO) 25 Swale Rehabilitation

WWM-2020-45

Executive Summary

Construction of the CSO 25 stormwater swales was completed in 2018. The swales have since experienced plugging, resulting in poor infiltration. This project will construct BMPs to manage the sediment loading that is causing the poor infiltration, as well as rehab plugged portions of the swales.

Project Justification

The project is necessary because standing water creates a health hazard to the public.

*This project meets the following comprehensive plan goals and/or policies:*

CFU 1.3 - Maintenance. CFU 5.3 - Stormwater.

Location

Other Location

Riverwalk Park between Cedar and Oak.

Project Status

Active

The project will be constructed in 2023.

External Factors

Maintenance

*Maintenance of capital facilities, buildings and infrastructure has an impact on a Department’s operating budget, and thus routine maintenance costs for new and ongoing projects are identified in the table below.*

	2022	2023	2024	2025	2026	2027	Total
Expected Annual Maintenance	\$0	\$0	\$0	\$0	\$0	\$0	\$0

Maintenance Comments

Wastewater/Stormwater

Combined Sewer Overflow (CSO) 25 Swale Rehabilitation

WWM-2020-45

Spending

Project Phase	Prior Spending	2021	Estimated Spending							Total
			2022	2023	2024	2025	2026	2027	6 Year Total	
Construction	\$0	\$0	\$0	\$200,000	\$0	\$0	\$0	\$0	\$200,000	\$200,000
Total	\$0	\$0	\$0	\$200,000	\$0	\$0	\$0	\$0	\$200,000	\$200,000

Funding

Funding Name	Source	Status*	Prior Funding	2021	Estimated Funding							Total
					2022	2023	2024	2025	2026	2027	6 Year Total	
Utility Rates-IC	Local	Funded	\$0	\$0	\$0	\$200,000	\$0	\$0	\$0	\$0	\$200,000	\$200,000
Total			\$0	\$0	\$0	\$200,000	\$0	\$0	\$0	\$0	\$200,000	\$200,000

- \*Status definitions
- Unidentified: Funding source has not yet been determined
  - Identified: Funding source has been found, but not yet requested
  - Applied: Grant or loan application has been submitted, or budget has been requested
  - Awarded: Grant or loan has been offered but the contract has not yet been signed or budget has not yet been approved by Council
  - Encumbered: Project contract has been signed and funds have been allocated to spend on the project

Wastewater/Stormwater

Drywell Rehabilitation in Wellhead Protection Zones

WWM-2021-20

Executive Summary

There are drywells located within wellhead protection zones that do not meet current Underground Injection Control (UIC) requirements. This project will rehabilitate or replace those drywells to meet current requirements and help protect the aquifer.

Project Justification

This project is necessary to protect the aquifer from contamination.

*This project meets the following comprehensive plan goals and/or policies:*

CFU 5.3 - Stormwater: Project will manage impacts of runoff. CFU 5.4 - Groundwater: Project will protect groundwater.

Location

Other Location

These projects will occur within wellhead protection zones throughout the city.

Project Status

Active

This project is in the planning stage.

External Factors

None known at this time.

Maintenance

*Maintenance of capital facilities, buildings and infrastructure has an impact on a Department’s operating budget, and thus routine maintenance costs for new and ongoing projects are identified in the table below.*

	2022	2023	2024	2025	2026	2027	Total
Expected Annual Maintenance	\$0	\$0	\$0	\$0	\$0	\$0	\$0

Maintenance Comments

Wastewater/Stormwater

Drywell Rehabilitation in Wellhead Protection Zones

WWM-2021-20

Spending

Project Phase	Prior Spending	2021	Estimated Spending							Total
			2022	2023	2024	2025	2026	2027	6 Year Total	
Construction	\$0	\$0	\$0	\$0	\$0	\$0	\$1,000,000	\$1,000,000	\$2,000,000	\$2,000,000
Design	\$0	\$0	\$0	\$0	\$0	\$200,000	\$0	\$0	\$200,000	\$200,000
Total	\$0	\$0	\$0	\$0	\$0	\$200,000	\$1,000,000	\$1,000,000	\$2,200,000	\$2,200,000

Funding

Funding Name	Source	Status*	Prior Funding	2021	Estimated Funding							Total
					2022	2023	2024	2025	2026	2027	6 Year Total	
Grant-SFAP	Identified	Unfunded	\$0	\$0	\$0	\$0	\$0	\$150,000	\$750,000	\$750,000	\$1,650,000	\$1,650,000
Utility Rates-IC	Local	Funded	\$0	\$0	\$0	\$0	\$0	\$50,000	\$250,000	\$250,000	\$550,000	\$550,000
Total			\$0	\$0	\$0	\$0	\$0	\$200,000	\$1,000,000	\$1,000,000	\$2,200,000	\$2,200,000

\*Status definitions

- Unidentified: Funding source has not yet been determined
- Identified: Funding source has been found, but not yet requested
- Applied: Grant or loan application has been submitted, or budget has been requested
- Awarded: Grant or loan has been offered but the contract has not yet been signed or budget has not yet been approved by Council
- Encumbered: Project contract has been signed and funds have been allocated to spend on the project

Wastewater/Stormwater

Havana Street, Sprague to Broadway Separation

WWM-2018-79

Executive Summary

The project will provide stormwater improvements along Havana within the street project limits. The stormwater improvements will likely include bioretention outside of the right of way. This is an integrated project.

Project Justification

This area currently drains into the combined sewer system. Separating stormwater from the combined sewer system will reduce the volume treated at the Riverside Park Water Reclamation Facility and better protect the interceptor.

*This project meets the following comprehensive plan goals and/or policies:*

CFU 3.2 - Utility Installation. This project will be constructed with a street project to reduce disruption and protect the infrastructure investment. CFU 5.3 - Stormwater. This project will manage stormwater to return to natural drainage and protect water quality.

Location

Other Location

Havana between Sprague and Broadway.

Project Status

Active

The project is in the planning stage.

External Factors

This project will be constructed with the street improvement project.

Maintenance

*Maintenance of capital facilities, buildings and infrastructure has an impact on a Department's operating budget, and thus routine maintenance costs for new and ongoing projects are identified in the table below.*

	2022	2023	2024	2025	2026	2027	Total
Expected Annual Maintenance	\$0	\$0	\$0	\$0	\$0	\$0	\$0

Maintenance Comments

Wastewater/Stormwater

Havana Street, Sprague to Broadway Separation

WWM-2018-79

Spending

Project Phase	Prior Spending	2021	Estimated Spending							Total
			2022	2023	2024	2025	2026	2027	6 Year Total	
Construction	\$0	\$0	\$0	\$0	\$0	\$0	\$0	\$0	\$0	\$0
Design	\$0	\$0	\$0	\$0	\$0	\$0	\$25,000	\$25,000	\$50,000	\$50,000
Total	\$0	\$0	\$0	\$0	\$0	\$0	\$25,000	\$25,000	\$50,000	\$50,000

Funding

Funding Name	Source	Status*	Prior Funding	2021	Estimated Funding							Total
					2022	2023	2024	2025	2026	2027	6 Year Total	
Utility Rates-IC	Local	Funded	\$0	\$0	\$0	\$0	\$0	\$0	\$25,000	\$25,000	\$50,000	\$50,000
Total			\$0	\$0	\$0	\$0	\$0	\$0	\$25,000	\$25,000	\$50,000	\$50,000

- \*Status definitions
- Unidentified: Funding source has not yet been determined
  - Identified: Funding source has been found, but not yet requested
  - Applied: Grant or loan application has been submitted, or budget has been requested
  - Awarded: Grant or loan has been offered but the contract has not yet been signed or budget has not yet been approved by Council
  - Encumbered: Project contract has been signed and funds have been allocated to spend on the project

Wastewater/Stormwater

Main Avenue Stormwater, Wall to Browne

WWM-2017-50

Executive Summary

Stormwater improvements will be constructed associated with the street project. This is an integrated project.

Project Justification

The downtown area has a history of rain related backups and surcharging. This project will provide additional capacity for the rain related issues. The planning analysis will target using the Clean Water drain as an alternative for treated stormwater effluent disposal.

*This project meets the following comprehensive plan goals and/or policies:*

CFU 3.2 - Utility Installation. This project will be constructed with a street project to reduce disruption and protect the infrastructure investment. CFU 5.3 - Stormwater. This project will manage stormwater to return to natural drainage and protect water quality.

Location

Other Location

Main Ave, Wall to Browne St.

Project Status

Active

Currently in the planning stage.

External Factors

Construction of the street project.

Maintenance

*Maintenance of capital facilities, buildings and infrastructure has an impact on a Department’s operating budget, and thus routine maintenance costs for new and ongoing projects are identified in the table below.*

	2022	2023	2024	2025	2026	2027	Total
Expected Annual Maintenance	\$0	\$0	\$0	\$0	\$0	\$0	\$0

Maintenance Comments

Wastewater/Stormwater

Main Avenue Stormwater, Wall to Browne

WWM-2017-50

Spending

Project Phase	Prior Spending	2021	Estimated Spending							Total
			2022	2023	2024	2025	2026	2027	6 Year Total	
Construction	\$0	\$0	\$0	\$0	\$0	\$0	\$0	\$1,200,000	\$1,200,000	\$1,200,000
Design	\$0	\$0	\$0	\$0	\$0	\$0	\$120,000	\$0	\$120,000	\$120,000
Planning	\$0	\$0	\$0	\$0	\$40,000	\$0	\$0	\$0	\$40,000	\$40,000
Total	\$0	\$0	\$0	\$0	\$40,000	\$0	\$120,000	\$1,200,000	\$1,360,000	\$1,360,000

Funding

Funding Name	Source	Status*	Prior Funding	2021	Estimated Funding							Total
					2022	2023	2024	2025	2026	2027	6 Year Total	
Utility Rates-IC	Local	Funded	\$0	\$0	\$0	\$0	\$40,000	\$0	\$120,000	\$1,200,000	\$1,360,000	\$1,360,000
Total			\$0	\$0	\$0	\$0	\$40,000	\$0	\$120,000	\$1,200,000	\$1,360,000	\$1,360,000

- \*Status definitions
- Unidentified: Funding source has not yet been determined
  - Identified: Funding source has been found, but not yet requested
  - Applied: Grant or loan application has been submitted, or budget has been requested
  - Awarded: Grant or loan has been offered but the contract has not yet been signed or budget has not yet been approved by Council
  - Encumbered: Project contract has been signed and funds have been allocated to spend on the project

Wastewater/Stormwater

Mallon Avenue, Monroe to Howard, Stormwater Management

WWM-2018-75

Executive Summary

This project will provide treatment and potential retention of stormwater prior to discharging back into the existing separated storm system. This is an integrated project.

Project Justification

This project will improve the water quality in the Spokane River. Treatment will be provided prior to discharging the runoff. This untreated runoff currently drains through an MS4 to the Spokane River.

*This project meets the following comprehensive plan goals and/or policies:*

CFU 3.2-Utility Installation. This project will be constructed with a street project to reduce disruption and protect the infrastructure investm. NE 1-Water Quality. Protect the Aquifer; CFU 5.3-Stormwater. This project will manage stormwater to return to natural drainage and protect water quality.

Location

Other Location

The project is located along Mallon Avenue between Monroe and Howard.

Project Status

Active

The project is in the planning stage.

External Factors

Construction of the street improvement project.

Maintenance

*Maintenance of capital facilities, buildings and infrastructure has an impact on a Department's operating budget, and thus routine maintenance costs for new and ongoing projects are identified in the table below.*

	2022	2023	2024	2025	2026	2027	Total
Expected Annual Maintenance	\$0	\$0	\$0	\$0	\$0	\$0	\$0

Maintenance Comments

Wastewater/Stormwater

Mallon Avenue, Monroe to Howard, Stormwater Management

WWM-2018-75

Spending

Project Phase	Prior Spending	2021	Estimated Spending							Total
			2022	2023	2024	2025	2026	2027	6 Year Total	
Construction	\$0	\$0	\$0	\$0	\$0	\$0	\$0	\$600,000	\$600,000	\$600,000
Design	\$0	\$0	\$0	\$0	\$0	\$30,000	\$30,000	\$0	\$60,000	\$60,000
Planning	\$0	\$0	\$0	\$0	\$5,000	\$0	\$0	\$0	\$5,000	\$5,000
Total	\$0	\$0	\$0	\$0	\$5,000	\$30,000	\$30,000	\$600,000	\$665,000	\$665,000

Funding

Funding Name	Source	Status*	Prior Funding	2021	Estimated Funding							Total
					2022	2023	2024	2025	2026	2027	6 Year Total	
Grant-SFAP	Identified	Unfunded	\$0	\$0	\$0	\$0	\$0	\$22,500	\$22,500	\$480,000	\$525,000	\$525,000
Utility Rates-IC	Local	Funded	\$0	\$0	\$0	\$0	\$5,000	\$7,500	\$7,500	\$120,000	\$140,000	\$140,000
Total			\$0	\$0	\$0	\$0	\$5,000	\$30,000	\$30,000	\$600,000	\$665,000	\$665,000

- \*Status definitions
- Unidentified: Funding source has not yet been determined
  - Identified: Funding source has been found, but not yet requested
  - Applied: Grant or loan application has been submitted, or budget has been requested
  - Awarded: Grant or loan has been offered but the contract has not yet been signed or budget has not yet been approved by Council
  - Encumbered: Project contract has been signed and funds have been allocated to spend on the project

Wastewater/Stormwater

Napa Street, Sprague to 2nd Stormwater

WWM-2016-44

Executive Summary

Stormwater will be separated for treatment and infiltration as part of the street project. This is an integrated project.

Project Justification

Stormwater in this portion of Napa Street flows to the CSO Basin 34. Separating the stormwater from the combined sewer system will improve the quality of the Spokane River by reducing overflows, reduce the volume treated at Riverside Park Water Reclamation Facility, and protect the collection system pipes.

*This project meets the following comprehensive plan goals and/or policies:*

CFU 5.3 - Stormwater. This project will reduce the impacts of urban runoff.

Location

Other Location

Napa St from Sprague to 2nd Avenue.

Project Status

Active

Currently in the planning stages.

External Factors

This is an integrated project. The changes to the construction schedule will affect the timing on this project.

Maintenance

*Maintenance of capital facilities, buildings and infrastructure has an impact on a Department’s operating budget, and thus routine maintenance costs for new and ongoing projects are identified in the table below.*

	2022	2023	2024	2025	2026	2027	Total
Expected Annual Maintenance	\$0	\$0	\$0	\$0	\$0	\$0	\$0

Maintenance Comments

Wastewater/Stormwater

Napa Street, Sprague to 2nd Stormwater

WWM-2016-44

Spending

Project Phase	Prior Spending	2021	Estimated Spending							Total
			2022	2023	2024	2025	2026	2027	6 Year Total	
Construction	\$0	\$0	\$0	\$0	\$0	\$0	\$500,000	\$0	\$500,000	\$500,000
Design	\$0	\$0	\$0	\$0	\$0	\$50,000	\$0	\$0	\$50,000	\$50,000
Total	\$0	\$0	\$0	\$0	\$0	\$50,000	\$500,000	\$0	\$550,000	\$550,000

Funding

Funding Name	Source	Status*	Prior Funding	2021	Estimated Funding							Total
					2022	2023	2024	2025	2026	2027	6 Year Total	
Grant-IC	Identified	Unfunded	\$0	\$0	\$0	\$0	\$0	\$0	\$125,000	\$0	\$125,000	\$125,000
Utility Rates-IC	Local	Funded	\$0	\$0	\$0	\$0	\$0	\$50,000	\$375,000	\$0	\$425,000	\$425,000
Total			\$0	\$0	\$0	\$0	\$0	\$50,000	\$500,000	\$0	\$550,000	\$550,000

- \*Status definitions
- Unidentified: Funding source has not yet been determined
  - Identified: Funding source has been found, but not yet requested
  - Applied: Grant or loan application has been submitted, or budget has been requested
  - Awarded: Grant or loan has been offered but the contract has not yet been signed or budget has not yet been approved by Council
  - Encumbered: Project contract has been signed and funds have been allocated to spend on the project

Wastewater/Stormwater

NSC - Greene Basin Storm Improvements

WWM-2020-5

Executive Summary

Install storm swale at North end of SCC campus near Upriver Drive to reduce flow to Spokane River.

Project Justification

North Spokane Corridor (NSC) construction will eliminate the current Greene Basin outflow into Spokane River. Construction of a swale required to infiltrate stormwater.

*This project meets the following comprehensive plan goals and/or policies:*

CFU 5.3 - Implement a stormwater management plan to reduce impacts from urban runoff.

Location

Other Location

South of Spokane River near intersection of Ermina and Riverton.

Project Status

Active

This project is currently in the planning stage.

External Factors

Construction of the NSC River Crossing and Sprague Ave to Spokane River - Phase I projects.

Maintenance

*Maintenance of capital facilities, buildings and infrastructure has an impact on a Department’s operating budget, and thus routine maintenance costs for new and ongoing projects are identified in the table below.*

	2022	2023	2024	2025	2026	2027	Total
Expected Annual Maintenance	\$0	\$0	\$0	\$0	\$0	\$0	\$0

Maintenance Comments

Wastewater/Stormwater

NSC - Greene Basin Storm Improvements

WWM-2020-5

Spending

Project Phase	Prior Spending	2021	Estimated Spending							Total
			2022	2023	2024	2025	2026	2027	6 Year Total	
Construction	\$0	\$0	\$0	\$150,000	\$150,000	\$0	\$0	\$0	\$300,000	\$300,000
Design	\$0	\$0	\$50,000	\$0	\$0	\$0	\$0	\$0	\$50,000	\$50,000
Total	\$0	\$0	\$50,000	\$150,000	\$150,000	\$0	\$0	\$0	\$350,000	\$350,000

Funding

Funding Name	Source	Status*	Prior Funding	2021	Estimated Funding							Total
					2022	2023	2024	2025	2026	2027	6 Year Total	
Grant-WSDOT	State	Funded	\$0	\$0	\$50,000	\$150,000	\$150,000	\$0	\$0	\$0	\$350,000	\$350,000
Total			\$0	\$0	\$50,000	\$150,000	\$150,000	\$0	\$0	\$0	\$350,000	\$350,000

- \*Status definitions
- Unidentified: Funding source has not yet been determined
  - Identified: Funding source has been found, but not yet requested
  - Applied: Grant or loan application has been submitted, or budget has been requested
  - Awarded: Grant or loan has been offered but the contract has not yet been signed or budget has not yet been approved by Council
  - Encumbered: Project contract has been signed and funds have been allocated to spend on the project

Wastewater/Stormwater

NSC - Trent Interchange Water, Storm and Sewer Reroute

WWM-2020-11

Executive Summary

Reroute utilities currently in Trent Ave around new North Spokane Corridor (NSC) Trent Interchange, possibly to include reroutes at Trent/Freya Intersection.

Project Justification

This project will be completed in support of the NSC.

*This project meets the following comprehensive plan goals and/or policies:*

CFU 1.2 - Operational Efficiency. Requires the development of capital improvement projects that either improve the city’s operational efficiency or reduce costs by increasing the capacity, use, and/or life expectancy of existing facilities.

Location

Other Location

Trent Ave from Ralph to Freya.

Project Status

Active

This project is currently in the planning stages.

External Factors

Design and construction schedule of WSDOT NSC Sprague Ave to Spokane River Phase II project.

Maintenance

*Maintenance of capital facilities, buildings and infrastructure has an impact on a Department’s operating budget, and thus routine maintenance costs for new and ongoing projects are identified in the table below.*

	2022	2023	2024	2025	2026	2027	Total
Expected Annual Maintenance	\$0	\$0	\$0	\$0	\$0	\$0	\$0

Maintenance Comments

Wastewater/Stormwater

NSC - Trent Interchange Water, Storm and Sewer Reroute

WWM-2020-11

Spending

Project Phase	Prior Spending	2021	Estimated Spending							Total
			2022	2023	2024	2025	2026	2027	6 Year Total	
Construction	\$0	\$0	\$0	\$350,000	\$0	\$0	\$0	\$0	\$350,000	\$350,000
Design	\$0	\$0	\$50,000	\$0	\$0	\$0	\$0	\$0	\$50,000	\$50,000
Total	\$0	\$0	\$50,000	\$350,000	\$0	\$0	\$0	\$0	\$400,000	\$400,000

Funding

Funding Name	Source	Status*	Prior Funding	2021	Estimated Funding							Total
					2022	2023	2024	2025	2026	2027	6 Year Total	
Grant-WSDOT	State	Funded	\$0	\$0	\$50,000	\$350,000	\$0	\$0	\$0	\$0	\$400,000	\$400,000
Total			\$0	\$0	\$50,000	\$350,000	\$0	\$0	\$0	\$0	\$400,000	\$400,000

- \*Status definitions
- Unidentified: Funding source has not yet been determined
  - Identified: Funding source has been found, but not yet requested
  - Applied: Grant or loan application has been submitted, or budget has been requested
  - Awarded: Grant or loan has been offered but the contract has not yet been signed or budget has not yet been approved by Council
  - Encumbered: Project contract has been signed and funds have been allocated to spend on the project

Wastewater/Stormwater

NSC Planning - Interstate 90 to Sprague Avenue

WWM-2019-9

Executive Summary

Utility planning for relocation or protection of stormwater facilities impacted by the planned North Spokane Corridor (NSC) construction. Examine opportunities for stormwater separation and treatment.

Project Justification

To relocate or protect stormwater facilities due to conflicts with planned North Spokane Corridor construction. Separate and treat stormwater.

*This project meets the following comprehensive plan goals and/or policies:*

CFU 1 - Adequate Public Facilities and Services. CFU 3 - Coordination.

Location

Other Location

Sprague Avenue to 4th Avenue and Perry Street to Havana Street.

Project Status

Active

Planning to start 2019. Ongoing coordination with WSDOT for North Spokane Corridor (NSC).

External Factors

Construction schedule and sequencing of the North Spokane Corridor.

Maintenance

*Maintenance of capital facilities, buildings and infrastructure has an impact on a Department’s operating budget, and thus routine maintenance costs for new and ongoing projects are identified in the table below.*

	2022	2023	2024	2025	2026	2027	Total
Expected Annual Maintenance	\$0	\$0	\$0	\$0	\$0	\$0	\$0

Maintenance Comments

Wastewater/Stormwater

NSC Planning - Interstate 90 to Sprague Avenue

WWM-2019-9

Spending

Project Phase	Prior Spending	2021	Estimated Spending							Total
			2022	2023	2024	2025	2026	2027	6 Year Total	
Planning	\$10,000	\$8,000	\$5,000	\$5,000	\$5,000	\$5,000	\$5,000	\$0	\$25,000	\$43,000
Total	\$10,000	\$8,000	\$5,000	\$5,000	\$5,000	\$5,000	\$5,000	\$0	\$25,000	\$43,000

Funding

Funding Name	Source	Status*	Prior Funding	2021	Estimated Funding							Total
					2022	2023	2024	2025	2026	2027	6 Year Total	
Grant-WSDOT	State	Funded	\$10,000	\$8,000	\$5,000	\$5,000	\$5,000	\$5,000	\$5,000	\$0	\$25,000	\$43,000
Total			\$10,000	\$8,000	\$5,000	\$5,000	\$5,000	\$5,000	\$5,000	\$0	\$25,000	\$43,000

- \*Status definitions
- Unidentified: Funding source has not yet been determined
  - Identified: Funding source has been found, but not yet requested
  - Applied: Grant or loan application has been submitted, or budget has been requested
  - Awarded: Grant or loan has been offered but the contract has not yet been signed or budget has not yet been approved by Council
  - Encumbered: Project contract has been signed and funds have been allocated to spend on the project

Wastewater/Stormwater

Peaceful Valley Stormwater Separation

WWM-2018-71

Executive Summary

Stormwater will be separated from CSO Basin 22b by installing bioretention at the west end of Riverwalk Park. The treated stormwater will be infiltrated for disposal. This is an integrated project.

Project Justification

Stormwater will be treated and infiltrated instead of being discharged directly to the Spokane River or the combined sewer. In addition, removing uncontrolled stormwater from Elm Street Lift Station will limit overflows.

*This project meets the following comprehensive plan goals and/or policies:*

CFU 5.3 - Stormwater. This project will reduce the impacts of urban runoff.

Location

Other Location

Clarke Ave from Elm to Cedar St; Wilson Ave from Ash to Cedar St.

Project Status

Active

The project is in construction.

External Factors

Maintenance

*Maintenance of capital facilities, buildings and infrastructure has an impact on a Department’s operating budget, and thus routine maintenance costs for new and ongoing projects are identified in the table below.*

	2022	2023	2024	2025	2026	2027	Total
Expected Annual Maintenance	\$250	\$250	\$0	\$0	\$0	\$0	\$1,000

Maintenance Comments

Wastewater/Stormwater

Peaceful Valley Stormwater Separation

WWM-2018-71

Spending

Project Phase	Prior Spending	2021	Estimated Spending							Total
			2022	2023	2024	2025	2026	2027	6 Year Total	
Construction	\$0	\$1,495,558	\$22,132	\$0	\$0	\$0	\$0	\$0	\$22,132	\$1,517,690
Design	\$453,537	\$0	\$0	\$0	\$0	\$0	\$0	\$0	\$0	\$453,537
Total	\$453,537	\$1,495,558	\$22,132	\$0	\$0	\$0	\$0	\$0	\$22,132	\$1,971,227

Funding

Funding Name	Source	Status*	Prior Funding	2021	Estimated Funding							Total
					2022	2023	2024	2025	2026	2027	6 Year Total	
Grant-SFAP	State	Funded	\$340,153	\$500,195	\$0	\$0	\$0	\$0	\$0	\$0	\$0	\$840,348
Utility Rates-IC	Local	Funded	\$113,384	\$995,363	\$22,132	\$0	\$0	\$0	\$0	\$0	\$22,132	\$1,130,879
Total			\$453,537	\$1,495,558	\$22,132	\$0	\$0	\$0	\$0	\$0	\$22,132	\$1,971,227

- \*Status definitions
- Unidentified: Funding source has not yet been determined
  - Identified: Funding source has been found, but not yet requested
  - Applied: Grant or loan application has been submitted, or budget has been requested
  - Awarded: Grant or loan has been offered but the contract has not yet been signed or budget has not yet been approved by Council
  - Encumbered: Project contract has been signed and funds have been allocated to spend on the project

Wastewater/Stormwater

South Gorge Trail Stormwater Project

WWM-2015-72

Executive Summary

Bioretention swales will be constructed along or adjacent to the street to manage stormwater as part of the trail project. This is an integrated project.

Project Justification

Stormwater will be treated and infiltrated instead of being discharged directly to the Spokane River or the CSO.

*This project meets the following comprehensive plan goals and/or policies:*

CFU 5.3 - Stormwater. This project will reduce the impacts of urban runoff.

Location

Other Location

Peoples Park and along Clarke at various locations.

Project Status

Active

The project is currently in construction.

External Factors

This is an integrated project and is tied to the construction of the trail.

Maintenance

*Maintenance of capital facilities, buildings and infrastructure has an impact on a Department’s operating budget, and thus routine maintenance costs for new and ongoing projects are identified in the table below.*

	2022	2023	2024	2025	2026	2027	Total
Expected Annual Maintenance	\$250	\$250	\$0	\$0	\$0	\$0	\$500

Maintenance Comments

Wastewater/Stormwater

South Gorge Trail Stormwater Project

WWM-2015-72

Spending

Project Phase	Prior Spending	2021	Estimated Spending							Total
			2022	2023	2024	2025	2026	2027	6 Year Total	
Construction	\$562,683	\$651,886	\$5,000	\$0	\$0	\$0	\$0	\$0	\$5,000	\$1,219,569
Design	\$120,000	\$0	\$0	\$0	\$0	\$0	\$0	\$0	\$0	\$120,000
Total	\$682,683	\$651,886	\$5,000	\$0	\$0	\$0	\$0	\$0	\$5,000	\$1,339,569

Funding

Funding Name	Source	Status*	Prior Funding	2021	Estimated Funding							Total
					2022	2023	2024	2025	2026	2027	6 Year Total	
Utility Rates-IC	Local	Funded	\$682,683	\$651,886	\$5,000	\$0	\$0	\$0	\$0	\$0	\$5,000	\$1,339,569
Total			\$682,683	\$651,886	\$5,000	\$0	\$0	\$0	\$0	\$0	\$5,000	\$1,339,569

- \*Status definitions
- Unidentified: Funding source has not yet been determined
  - Identified: Funding source has been found, but not yet requested
  - Applied: Grant or loan application has been submitted, or budget has been requested
  - Awarded: Grant or loan has been offered but the contract has not yet been signed or budget has not yet been approved by Council
  - Encumbered: Project contract has been signed and funds have been allocated to spend on the project

Wastewater/Stormwater

Spokane Falls Blvd, Post to Division

WWM-2018-74

Executive Summary

This project will provide stormwater treatment and separation along Spokane Falls Blvd as part of the street project. The runoff currently drains to the combined sewer system. This is an integrated project.

Project Justification

The downtown area has a history of rain related backups and surcharging. This project will provide additional capacity for the rain related issues.

*This project meets the following comprehensive plan goals and/or policies:*

CFU 3.2 Utility Installation. This project will be constructed with a street project to reduce disruption and protect the infrastructure inves NE 1 Water Quality. Protect the Aquifer; CFU 5.3 Stormwater. This project will manage stormwater to return to natural drainage and protect water quality.

Location

Other Location

Spokane Falls Blvd from Post to Division.

Project Status

Active

The project is currently in the planning stage.

External Factors

Construction of the street project.

Maintenance

*Maintenance of capital facilities, buildings and infrastructure has an impact on a Department’s operating budget, and thus routine maintenance costs for new and ongoing projects are identified in the table below.*

	2022	2023	2024	2025	2026	2027	Total
Expected Annual Maintenance	\$0	\$0	\$0	\$0	\$0	\$0	\$0

Maintenance Comments

Wastewater/Stormwater  
Spokane Falls Blvd, Post to Division  
WWM-2018-74

Spending

Project Phase	Prior Spending	2021	Estimated Spending							Total
			2022	2023	2024	2025	2026	2027	6 Year Total	
Construction	\$0	\$0	\$0	\$0	\$0	\$0	\$0	\$0	\$0	\$0
Design	\$0	\$0	\$0	\$0	\$0	\$0	\$40,000	\$40,000	\$80,000	\$80,000
Planning	\$0	\$0	\$0	\$0	\$60,000	\$0	\$0	\$0	\$60,000	\$60,000
Total	\$0	\$0	\$0	\$0	\$60,000	\$0	\$40,000	\$40,000	\$140,000	\$140,000

Funding

Funding Name	Source	Status*	Prior Funding	2021	Estimated Funding							Total
					2022	2023	2024	2025	2026	2027	6 Year Total	
Grant-SFAP	Identified	Unfunded	\$0	\$0	\$0	\$0	\$0	\$0	\$30,000	\$30,000	\$60,000	\$60,000
Utility Rates-IC	Local	Funded	\$0	\$0	\$0	\$0	\$60,000	\$0	\$10,000	\$10,000	\$80,000	\$80,000
Total			\$0	\$0	\$0	\$0	\$60,000	\$0	\$40,000	\$40,000	\$140,000	\$140,000

- \*Status definitions
- Unidentified: Funding source has not yet been determined
  - Identified: Funding source has been found, but not yet requested
  - Applied: Grant or loan application has been submitted, or budget has been requested
  - Awarded: Grant or loan has been offered but the contract has not yet been signed or budget has not yet been approved by Council
  - Encumbered: Project contract has been signed and funds have been allocated to spend on the project

Wastewater/Stormwater

Sprague Avenue Stormwater, Bernard to Scott

WWM-2017-48

Executive Summary

Stormwater will be managed with the street project. A portion of the project west of Division Street is scheduled to match construction of the street project. This is an integrated project.

Project Justification

The project is located within 2 CSO basins. Stormwater will be treated and stored using either soil cells, filters, or bio-retention swales. The treated stormwater will be conveyed to the river or the sanitary sewer. This project will provide additional capacity for the rain related issues.

*This project meets the following comprehensive plan goals and/or policies:*

CFU 5.3 - Stormwater. This project will reduce the impacts of urban runoff.

Location

Other Location

Sprague Ave from Bernard to Scott.

Project Status

Active

Final phase of the project will begin construction in 2021.

External Factors

Construction of the street project.

Maintenance

*Maintenance of capital facilities, buildings and infrastructure has an impact on a Department’s operating budget, and thus routine maintenance costs for new and ongoing projects are identified in the table below.*

	2022	2023	2024	2025	2026	2027	Total
Expected Annual Maintenance	\$0	\$0	\$0	\$0	\$0	\$0	\$0

Maintenance Comments

Wastewater/Stormwater

Sprague Avenue Stormwater, Bernard to Scott

WWM-2017-48

Spending

Project Phase	Prior Spending	2021	Estimated Spending							Total
			2022	2023	2024	2025	2026	2027	6 Year Total	
Construction	\$0	\$0	\$0	\$0	\$0	\$0	\$0	\$0	\$0	\$0
Design	\$313,389	\$0	\$0	\$0	\$0	\$0	\$0	\$0	\$0	\$313,389
Planning	\$73,232	\$1,695,029	\$5,000	\$0	\$0	\$0	\$0	\$0	\$5,000	\$1,773,261
Total	\$386,621	\$1,695,029	\$5,000	\$0	\$0	\$0	\$0	\$0	\$5,000	\$2,086,650

Funding

Funding Name	Source	Status*	Prior Funding	2021	Estimated Funding							Total
					2022	2023	2024	2025	2026	2027	6 Year Total	
Utility Rates-IC	Local	Funded	\$386,621	\$1,695,029	\$5,000	\$0	\$0	\$0	\$0	\$0	\$5,000	\$2,086,650
Total			\$386,621	\$1,695,029	\$5,000	\$0	\$0	\$0	\$0	\$0	\$5,000	\$2,086,650

- \*Status definitions
- Unidentified: Funding source has not yet been determined
  - Identified: Funding source has been found, but not yet requested
  - Applied: Grant or loan application has been submitted, or budget has been requested
  - Awarded: Grant or loan has been offered but the contract has not yet been signed or budget has not yet been approved by Council
  - Encumbered: Project contract has been signed and funds have been allocated to spend on the project

Wastewater/Stormwater

Study - Downtown Stormwater Relief Phase 2

WWM-2021-17

Executive Summary

This project is a study that will analyze potential stormwater separation solutions in the downtown area. These solutions, once implemented, will create additional capacity in the sanitary sewer system.

Project Justification

The downtown area generates large amounts of runoff due to the impervious nature of the area. This runoff drains to the combined system and overwhelms the sanitary system during storm events. This project will present solutions to separate runoff from the system and create capacity in the sanitary system.

*This project meets the following comprehensive plan goals and/or policies:*

CFU 5.3 - Stormwater. This project will reduce the impacts of urban runoff.

Location

Other Location

Downtown.

Project Status

Active

The project is in progress.

External Factors

None known.

Maintenance

*Maintenance of capital facilities, buildings and infrastructure has an impact on a Department’s operating budget, and thus routine maintenance costs for new and ongoing projects are identified in the table below.*

	2022	2023	2024	2025	2026	2027	Total
Expected Annual Maintenance	\$0	\$0	\$0	\$0	\$0	\$0	\$0

Maintenance Comments

Wastewater/Stormwater

Study - Downtown Stormwater Relief Phase 2

WWM-2021-17

Spending

Project Phase	Prior Spending	2021	Estimated Spending							Total
			2022	2023	2024	2025	2026	2027	6 Year Total	
Planning	\$0	\$0	\$0	\$75,000	\$75,000	\$0	\$0	\$0	\$150,000	\$150,000
Total	\$0	\$0	\$0	\$75,000	\$75,000	\$0	\$0	\$0	\$150,000	\$150,000

Funding

Funding Name	Source	Status*	Prior Funding	2021	Estimated Funding							Total
					2022	2023	2024	2025	2026	2027	6 Year Total	
Utility Rates-IC	Local	Funded	\$0	\$0	\$0	\$75,000	\$75,000	\$0	\$0	\$0	\$150,000	\$150,000
Total			\$0	\$0	\$0	\$75,000	\$75,000	\$0	\$0	\$0	\$150,000	\$150,000

- \*Status definitions
- Unidentified: Funding source has not yet been determined
  - Identified: Funding source has been found, but not yet requested
  - Applied: Grant or loan application has been submitted, or budget has been requested
  - Awarded: Grant or loan has been offered but the contract has not yet been signed or budget has not yet been approved by Council
  - Encumbered: Project contract has been signed and funds have been allocated to spend on the project

Wastewater/Stormwater

Study - Indian Trail Stormwater

WWM-2018-73

Executive Summary

The Indian trail area continues to have flooding issues. This study will include geotechnical investigation as well as evaluating alternatives to both improve water quality and increase infiltration capacity.

Project Justification

This study is necessary to relieve flooding in the area as well as improve water quality.

*This project meets the following comprehensive plan goals and/or policies:*

CFU 5.3 - Stormwater. This project will propose a management plan for the Indian Trail area.

Location

Other Location

The study will evaluate stormwater basin areas with the Indian Trail neighborhood.

Project Status

Active

This project is a study.

External Factors

None known at this time.

Maintenance

*Maintenance of capital facilities, buildings and infrastructure has an impact on a Department’s operating budget, and thus routine maintenance costs for new and ongoing projects are identified in the table below.*

	2022	2023	2024	2025	2026	2027	Total
Expected Annual Maintenance	\$0	\$0	\$0	\$0	\$0	\$0	\$0

Maintenance Comments

Wastewater/Stormwater

Study - Indian Trail Stormwater

WWM-2018-73

Spending

Project Phase	Prior Spending	2021	Estimated Spending							Total
			2022	2023	2024	2025	2026	2027	6 Year Total	
Planning	\$0	\$40,000	\$240,000	\$20,000	\$0	\$0	\$0	\$0	\$260,000	\$300,000
Total	\$0	\$40,000	\$240,000	\$20,000	\$0	\$0	\$0	\$0	\$260,000	\$300,000

Funding

Funding Name	Source	Status*	Prior Funding	2021	Estimated Funding							Total
					2022	2023	2024	2025	2026	2027	6 Year Total	
Utility Rates-IC	Local	Funded	\$0	\$40,000	\$240,000	\$20,000	\$0	\$0	\$0	\$0	\$260,000	\$300,000
Total			\$0	\$40,000	\$240,000	\$20,000	\$0	\$0	\$0	\$0	\$260,000	\$300,000

- \*Status definitions
- Unidentified: Funding source has not yet been determined
  - Identified: Funding source has been found, but not yet requested
  - Applied: Grant or loan application has been submitted, or budget has been requested
  - Awarded: Grant or loan has been offered but the contract has not yet been signed or budget has not yet been approved by Council
  - Encumbered: Project contract has been signed and funds have been allocated to spend on the project

Wastewater/Stormwater

Study - Northeast Stormwater

WWM-2016-133

Executive Summary

This portion of the City has many areas where stormwater infiltration is not working. This study will help inform where those areas are and identify potential solutions to fix them.

Project Justification

The drywells in this area are performing poorly causing localized flooding.

*This project meets the following comprehensive plan goals and/or policies:*

CFU 5.3 - Stormwater. This project will reduce the impacts of urban runoff.

Location

Other Location

The northeast portion of the City. The area is approximately bound by Francis to the south, Division to the west, Crestline to the east and US 2 to the north.

Project Status

Active

The project is currently in the conceptual and planning stage.

External Factors

None known.

Maintenance

*Maintenance of capital facilities, buildings and infrastructure has an impact on a Department’s operating budget, and thus routine maintenance costs for new and ongoing projects are identified in the table below.*

	2022	2023	2024	2025	2026	2027	Total
Expected Annual Maintenance	\$0	\$0	\$0	\$0	\$0	\$0	\$0

Maintenance Comments

Wastewater/Stormwater

Study - Northeast Stormwater

WWM-2016-133

Spending

Project Phase	Prior Spending	2021	Estimated Spending							Total
			2022	2023	2024	2025	2026	2027	6 Year Total	
Planning	\$0	\$60,000	\$300,000	\$50,000	\$0	\$0	\$0	\$0	\$350,000	\$410,000
Total	\$0	\$60,000	\$300,000	\$50,000	\$0	\$0	\$0	\$0	\$350,000	\$410,000

Funding

Funding Name	Source	Status*	Prior Funding	2021	Estimated Funding							Total
					2022	2023	2024	2025	2026	2027	6 Year Total	
Utility Rates-IC	Local	Funded	\$0	\$60,000	\$300,000	\$50,000	\$0	\$0	\$0	\$0	\$350,000	\$410,000
Total			\$0	\$60,000	\$300,000	\$50,000	\$0	\$0	\$0	\$0	\$350,000	\$410,000

- \*Status definitions
- Unidentified: Funding source has not yet been determined
  - Identified: Funding source has been found, but not yet requested
  - Applied: Grant or loan application has been submitted, or budget has been requested
  - Awarded: Grant or loan has been offered but the contract has not yet been signed or budget has not yet been approved by Council
  - Encumbered: Project contract has been signed and funds have been allocated to spend on the project

Wastewater/Stormwater

Study - Northwest Spokane Stormwater

WWM-2018-80

Executive Summary

Determine stormwater requirements for current conditions and future growth for existing City stormwater facilities located at Austin Draw and at Maple and Five Mile Road. The majority of the work and costs will occur in 2020.

Project Justification

The northwest portion of the City of Spokane has conditions including poor draining soils, perched groundwater, and intense storms that challenge stormwater management. This study will determine the capacity and improvements necessary at City facilities to meet the continuing growth in this area.

*This project meets the following comprehensive plan goals and/or policies:*

CFU 5.3 - Stormwater. This project will reduce the impacts of urban runoff.

Location

Other Location

Stormwater basins that contribute to Austin Draw and Maple & Five Mile Stormwater Facility.

Project Status

Active

Study will begin in 2020 and continue into 2021.

External Factors

None known.

Maintenance

*Maintenance of capital facilities, buildings and infrastructure has an impact on a Department’s operating budget, and thus routine maintenance costs for new and ongoing projects are identified in the table below.*

	2022	2023	2024	2025	2026	2027	Total
Expected Annual Maintenance	\$0	\$0	\$0	\$0	\$0	\$0	\$0

Maintenance Comments

Wastewater/Stormwater

Study - Northwest Spokane Stormwater

WWM-2018-80

Spending

Project Phase	Prior Spending	2021	Estimated Spending							Total
			2022	2023	2024	2025	2026	2027	6 Year Total	
Planning	\$14,823	\$243,500	\$5,000	\$0	\$0	\$0	\$0	\$0	\$5,000	\$263,323
Total	\$14,823	\$243,500	\$5,000	\$0	\$0	\$0	\$0	\$0	\$5,000	\$263,323

Funding

Funding Name	Source	Status*	Prior Funding	2021	Estimated Funding							Total
					2022	2023	2024	2025	2026	2027	6 Year Total	
Utility Rates-IC	Local	Funded	\$14,823	\$243,500	\$5,000	\$0	\$0	\$0	\$0	\$0	\$5,000	\$263,323
Total			\$14,823	\$243,500	\$5,000	\$0	\$0	\$0	\$0	\$0	\$5,000	\$263,323

- \*Status definitions
- Unidentified: Funding source has not yet been determined
  - Identified: Funding source has been found, but not yet requested
  - Applied: Grant or loan application has been submitted, or budget has been requested
  - Awarded: Grant or loan has been offered but the contract has not yet been signed or budget has not yet been approved by Council
  - Encumbered: Project contract has been signed and funds have been allocated to spend on the project

Wastewater/Stormwater

Study - Stormwater Capital Facility Plan

WWM-2016-58

Executive Summary

A 20 year plan for wet weather systems, including CSO and stormwater, will be developed as part of Link-Utilities. Stormwater basin planning will include computer modeling, collecting flow data for verification, and evaluating alternatives. Most of the study and costs will occur in 2020.

Project Justification

This project began to use EPA's Integrated Plan framework to leverage stormwater projects with CSO projects. On-going planning will continue for stormwater management of future develop.

*This project meets the following comprehensive plan goals and/or policies:*

CFU 2.2 - Concurrency Management System requires a Capital Facilities Program.

Location

Other Location

City-wide.

Project Status

Active

Planning for CSO and the Integrated Clean Water Plan is complete. Stormwater planning is underway.

External Factors

Maintenance

*Maintenance of capital facilities, buildings and infrastructure has an impact on a Department's operating budget, and thus routine maintenance costs for new and ongoing projects are identified in the table below.*

	2022	2023	2024	2025	2026	2027	Total
Expected Annual Maintenance	\$0	\$0	\$0	\$0	\$0	\$0	\$0

Maintenance Comments

Wastewater/Stormwater

Study - Stormwater Capital Facility Plan

WWM-2016-58

Spending

Project Phase	Prior Spending	2021	Estimated Spending							Total
			2022	2023	2024	2025	2026	2027	6 Year Total	
Planning	\$96,738	\$1,152,243	\$250,000	\$350,000	\$150,000	\$0	\$0	\$0	\$750,000	\$1,998,981
Total	\$96,738	\$1,152,243	\$250,000	\$350,000	\$150,000	\$0	\$0	\$0	\$750,000	\$1,998,981

Funding

Funding Name	Source	Status*	Prior Funding	2021	Estimated Funding							Total
					2022	2023	2024	2025	2026	2027	6 Year Total	
Utility Rates-IC	Local	Funded	\$96,738	\$1,152,243	\$250,000	\$350,000	\$150,000	\$0	\$0	\$0	\$750,000	\$1,998,981
Total			\$96,738	\$1,152,243	\$250,000	\$350,000	\$150,000	\$0	\$0	\$0	\$750,000	\$1,998,981

- \*Status definitions
- Unidentified: Funding source has not yet been determined
  - Identified: Funding source has been found, but not yet requested
  - Applied: Grant or loan application has been submitted, or budget has been requested
  - Awarded: Grant or loan has been offered but the contract has not yet been signed or budget has not yet been approved by Council
  - Encumbered: Project contract has been signed and funds have been allocated to spend on the project

Wastewater/Stormwater

Sunset Blvd Bike Path, Deer Heights to Royal

WWM-2019-31

Executive Summary

The project will include upgrades to the stormwater system associated with the bike path construction. Design will occur in 2019 because of funding constraints. This is an integrated project.

Project Justification

The stormwater along the length of the project is currently managed in open ditches adjacent to private property. The proposed project will manage stormwater more efficiently and will provide treatment prior to infiltration into the ground. *This project meets the following comprehensive plan goals and/or policies:*

CFU 5.3 - Stormwater. This project will reduce the impacts of urban runoff.

Location

Other Location

The project is on Sunset Boulevard between Deer Heights and Royal.

Project Status

Active

The project has been designed. Construction is schedule for 2025.

External Factors

Construction of the bike path project.

Maintenance

*Maintenance of capital facilities, buildings and infrastructure has an impact on a Department’s operating budget, and thus routine maintenance costs for new and ongoing projects are identified in the table below.*

	2022	2023	2024	2025	2026	2027	Total
Expected Annual Maintenance	\$0	\$0	\$0	\$0	\$0	\$0	\$0

Maintenance Comments

Wastewater/Stormwater

Sunset Blvd Bike Path, Deer Heights to Royal

WWM-2019-31

Spending

Project Phase	Prior Spending	2021	Estimated Spending							Total
			2022	2023	2024	2025	2026	2027	6 Year Total	
Construction	\$0	\$0	\$0	\$0	\$0	\$399,000	\$0	\$0	\$399,000	\$399,000
Total	\$0	\$0	\$0	\$0	\$0	\$399,000	\$0	\$0	\$399,000	\$399,000

Funding

Funding Name	Source	Status*	Prior Funding	2021	Estimated Funding							Total
					2022	2023	2024	2025	2026	2027	6 Year Total	
Utility Rates-IC	Local	Funded	\$0	\$0	\$0	\$0	\$0	\$399,000	\$0	\$0	\$399,000	\$399,000
Total			\$0	\$0	\$0	\$0	\$0	\$399,000	\$0	\$0	\$399,000	\$399,000

- \*Status definitions
- Unidentified: Funding source has not yet been determined
  - Identified: Funding source has been found, but not yet requested
  - Applied: Grant or loan application has been submitted, or budget has been requested
  - Awarded: Grant or loan has been offered but the contract has not yet been signed or budget has not yet been approved by Council
  - Encumbered: Project contract has been signed and funds have been allocated to spend on the project

Wastewater/Stormwater

Underground Injection Control (UIC) Regulation Compliance

WWM-2019-44

Executive Summary

Identification and retrofit of non-compliant UICs (i.e. drywells) throughout the City. The replacement will coordinate with existing construction projects.

Project Justification

Replacement will be prioritized for the most critical UIC as identified by the UIC registration process, which protects the Spokane Rathdrum Prairie Sole Source Drinking Water Aquifer. Non complying UICs / drywells can impact the aquifer by introducing contaminants below ground without adequate treatment. This program will bring UICs into federal and state compliance.

*This project meets the following comprehensive plan goals and/or policies:*

CFU 5.3 - Stormwater. This project will reduce the impacts of urban runoff.

Location

Other Location

City-wide.

Project Status

Active

The project, in conjunction with other City projects, is ongoing.

External Factors

Maintenance

*Maintenance of capital facilities, buildings and infrastructure has an impact on a Department’s operating budget, and thus routine maintenance costs for new and ongoing projects are identified in the table below.*

	2022	2023	2024	2025	2026	2027	Total
Expected Annual Maintenance	\$0	\$0	\$0	\$0	\$0	\$0	\$0

Maintenance Comments

Wastewater/Stormwater

Underground Injection Control (UIC) Regulation Compliance

WWM-2019-44

Spending

Project Phase	Prior Spending	2021	Estimated Spending							Total
			2022	2023	2024	2025	2026	2027	6 Year Total	
Construction	\$50,000	\$50,000	\$50,000	\$50,000	\$50,000	\$50,000	\$50,000	\$50,000	\$300,000	\$400,000
Total	\$50,000	\$50,000	\$50,000	\$50,000	\$50,000	\$50,000	\$50,000	\$50,000	\$300,000	\$400,000

Funding

Funding Name	Source	Status*	Prior Funding	2021	Estimated Funding							Total
					2022	2023	2024	2025	2026	2027	6 Year Total	
Utility Rates-IC	Local	Funded	\$50,000	\$50,000	\$50,000	\$50,000	\$50,000	\$50,000	\$50,000	\$50,000	\$300,000	\$400,000
Total			\$50,000	\$50,000	\$50,000	\$50,000	\$50,000	\$50,000	\$50,000	\$50,000	\$300,000	\$400,000

- \*Status definitions
- Unidentified: Funding source has not yet been determined
  - Identified: Funding source has been found, but not yet requested
  - Applied: Grant or loan application has been submitted, or budget has been requested
  - Awarded: Grant or loan has been offered but the contract has not yet been signed or budget has not yet been approved by Council
  - Encumbered: Project contract has been signed and funds have been allocated to spend on the project

Wastewater/Stormwater

Washington Basin Stormwater Project (Knox and Montgomery)

WWM-2018-72

Executive Summary

This project provides the stormwater treatment facilities for the Monroe St project completed in 2018. The facilities are proposed to be Modular Wetlands located off of Monroe Street at 2 locations near the intersections of Montgomery/Lincoln and Knox/Lincoln.

Project Justification

This project is necessary to remove untreated stormwater from the Spokane River and improve water quality.

*This project meets the following comprehensive plan goals and/or policies:*

CFU 5.3 - Stormwater. This project will reduce the impacts of urban runoff.

Location

Other Location

Intersections of Montgomery/Lincoln and Knox/Lincoln.

Project Status

Active

The project is currently in the design phase.

External Factors

None known at this time.

Maintenance

*Maintenance of capital facilities, buildings and infrastructure has an impact on a Department’s operating budget, and thus routine maintenance costs for new and ongoing projects are identified in the table below.*

	2022	2023	2024	2025	2026	2027	Total
Expected Annual Maintenance	\$0	\$0	\$0	\$0	\$0	\$0	\$0

Maintenance Comments

Wastewater/Stormwater

Washington Basin Stormwater Project (Knox and Montgomery)

WWM-2018-72

Spending

Project Phase	Prior Spending	2021	Estimated Spending							Total
			2022	2023	2024	2025	2026	2027	6 Year Total	
Construction	\$0	\$0	\$2,675,000	\$0	\$0	\$0	\$0	\$0	\$2,675,000	\$2,675,000
Design	\$0	\$230,000	\$50,000	\$0	\$0	\$0	\$0	\$0	\$50,000	\$280,000
Planning	\$48,390	\$0	\$0	\$0	\$0	\$0	\$0	\$0	\$0	\$48,390
Total	\$48,390	\$230,000	\$2,725,000	\$0	\$0	\$0	\$0	\$0	\$2,725,000	\$3,003,390

Funding

Funding Name	Source	Status*	Prior Funding	2021	Estimated Funding							Total
					2022	2023	2024	2025	2026	2027	6 Year Total	
Grant-SFAP	State	Funded	\$0	\$210,000	\$1,541,750	\$0	\$0	\$0	\$0	\$0	\$1,541,750	\$1,751,750
Utility Rates-IC	Local	Funded	\$48,390	\$20,000	\$1,183,250	\$0	\$0	\$0	\$0	\$0	\$1,183,250	\$1,251,640
Total			\$48,390	\$230,000	\$2,725,000	\$0	\$0	\$0	\$0	\$0	\$2,725,000	\$3,003,390

- \*Status definitions
- Unidentified: Funding source has not yet been determined
  - Identified: Funding source has been found, but not yet requested
  - Applied: Grant or loan application has been submitted, or budget has been requested
  - Awarded: Grant or loan has been offered but the contract has not yet been signed or budget has not yet been approved by Council
  - Encumbered: Project contract has been signed and funds have been allocated to spend on the project

Wastewater/Stormwater

Washington Basin Stormwater Separation

WWM-2021-18

Executive Summary

This project will construct stormwater facilities throughout the basin to separate stormwater from the Washington outfall, the City's second largest stormwater outfall to the Spokane River.

Project Justification

This project is necessary to remove untreated stormwater from the Spokane River and improve water quality.

*This project meets the following comprehensive plan goals and/or policies:*

CFU 5.3 - Stormwater. This project will reduce the impacts of urban runoff.

Location

Other Location

Through Washington Basin - generally bound by the Spokane River to the south, Cleveland to the north, Monroe to the west and Division to the east.

Project Status

Active

The project is still in the planning stages.

External Factors

None know at this time.

Maintenance

*Maintenance of capital facilities, buildings and infrastructure has an impact on a Department's operating budget, and thus routine maintenance costs for new and ongoing projects are identified in the table below.*

	2022	2023	2024	2025	2026	2027	Total
Expected Annual Maintenance	\$0	\$0	\$0	\$0	\$0	\$0	\$0

Maintenance Comments

Wastewater/Stormwater

Washington Basin Stormwater Separation

WWM-2021-18

Spending

Project Phase	Prior Spending	2021	Estimated Spending							Total
			2022	2023	2024	2025	2026	2027	6 Year Total	
Construction	\$0	\$0	\$0	\$0	\$0	\$0	\$0	\$3,000,000	\$3,000,000	\$3,000,000
Design	\$0	\$0	\$0	\$0	\$0	\$0	\$300,000	\$0	\$300,000	\$300,000
Total	\$0	\$0	\$0	\$0	\$0	\$0	\$300,000	\$3,000,000	\$3,300,000	\$3,300,000

Funding

Funding Name	Source	Status*	Prior Funding	2021	Estimated Funding							Total
					2022	2023	2024	2025	2026	2027	6 Year Total	
Grant-SFAP	State	Funded	\$0	\$0	\$0	\$0	\$0	\$0	\$225,000	\$2,250,000	\$2,475,000	\$2,475,000
Utility Rates-IC	Local	Funded	\$0	\$0	\$0	\$0	\$0	\$0	\$75,000	\$750,000	\$825,000	\$825,000
Total			\$0	\$0	\$0	\$0	\$0	\$0	\$300,000	\$3,000,000	\$3,300,000	\$3,300,000

- \*Status definitions
- Unidentified: Funding source has not yet been determined
  - Identified: Funding source has been found, but not yet requested
  - Applied: Grant or loan application has been submitted, or budget has been requested
  - Awarded: Grant or loan has been offered but the contract has not yet been signed or budget has not yet been approved by Council
  - Encumbered: Project contract has been signed and funds have been allocated to spend on the project

Wastewater/Stormwater

Whistalks Way Stormwater Management

WWM-2016-46

Executive Summary

This project will include stormwater bioretention along the length of the street project for Fort George Wright. This is an integrated project.

Project Justification

This project will eliminate untreated stormwater discharge to the Spokane River from an MS4. During the planning phase, alternative methods of stormwater management will be analyzed to determine the most cost effective solution based on life cycle costs.

*This project meets the following comprehensive plan goals and/or policies:*

CFU 5.3 - Stormwater. This project will reduce the impacts of urban runoff.

Location

Other Location

The project is along Fort George Wright Drive between Government Way and the Spokane River.

Project Status

Active

The project is currently in the planning stages.

External Factors

Construction of the street project.

Maintenance

*Maintenance of capital facilities, buildings and infrastructure has an impact on a Department’s operating budget, and thus routine maintenance costs for new and ongoing projects are identified in the table below.*

	2022	2023	2024	2025	2026	2027	Total
Expected Annual Maintenance	\$0	\$0	\$0	\$0	\$0	\$0	\$0

Maintenance Comments

Wastewater/Stormwater

Whistalks Way Stormwater Management

WWM-2016-46

Spending

Project Phase	Prior Spending	2021	Estimated Spending							Total
			2022	2023	2024	2025	2026	2027	6 Year Total	
Construction	\$0	\$0	\$0	\$0	\$0	\$0	\$0	\$0	\$0	\$0
Design	\$0	\$0	\$0	\$0	\$0	\$0	\$72,000	\$73,000	\$145,000	\$145,000
Planning	\$0	\$0	\$0	\$0	\$0	\$0	\$10,000	\$0	\$10,000	\$10,000
Total	\$0	\$0	\$0	\$0	\$0	\$0	\$82,000	\$73,000	\$155,000	\$155,000

Funding

Funding Name	Source	Status*	Prior Funding	2021	Estimated Funding							Total
					2022	2023	2024	2025	2026	2027	6 Year Total	
Grant-SFAP	Identified	Unfunded	\$0	\$0	\$0	\$0	\$0	\$0	\$0	\$0	\$0	\$0
Utility Rates-IC	Local	Funded	\$0	\$0	\$0	\$0	\$0	\$0	\$82,000	\$73,000	\$155,000	\$155,000
Total			\$0	\$0	\$0	\$0	\$0	\$0	\$82,000	\$73,000	\$155,000	\$155,000

- \*Status definitions
- Unidentified: Funding source has not yet been determined
  - Identified: Funding source has been found, but not yet requested
  - Applied: Grant or loan application has been submitted, or budget has been requested
  - Awarded: Grant or loan has been offered but the contract has not yet been signed or budget has not yet been approved by Council
  - Encumbered: Project contract has been signed and funds have been allocated to spend on the project

Wastewater/Stormwater

WSDOT I-90 Stormwater Separation

WWM-2015-55

Executive Summary

Stormwater from I90 that currently is conveyed into CSO Basin 34 pipelines will be captured, treated and infiltrated. This project is funded for planning studies and preliminary design. More study will be necessary to remove all stormwater from Interstate 90.

Project Justification

Currently at least 30 acres of stormwater from Interstate 90 are carried into the City's combined sewer system. This project will manage this stormwater in WSDOT right of way and remove from the combined sewer.

*This project meets the following comprehensive plan goals and/or policies:*

CFU 5.3 - Stormwater. This project will reduce the impacts of urban runoff.

Location

Other Location

Possible locations for stormwater are I90 at Stone St, Rebecca St or at Ray St.

Project Status

Active

This project is in planning stages.

External Factors

Grant funding deadlines. WSDOT NSC construction schedule and funding may also impact the timing of this project.

Maintenance

*Maintenance of capital facilities, buildings and infrastructure has an impact on a Department's operating budget, and thus routine maintenance costs for new and ongoing projects are identified in the table below.*

	2022	2023	2024	2025	2026	2027	Total
Expected Annual Maintenance	\$0	\$0	\$0	\$0	\$0	\$0	\$0

Maintenance Comments

Wastewater/Stormwater

WSDOT I-90 Stormwater Separation

WWM-2015-55

Spending

Project Phase	Prior Spending	2021	Estimated Spending							Total
			2022	2023	2024	2025	2026	2027	6 Year Total	
Construction	\$0	\$0	\$0	\$0	\$0	\$0	\$0	\$0	\$0	\$0
Design	\$24,613	\$249,000	\$1,000	\$0	\$0	\$0	\$0	\$0	\$1,000	\$274,613
Planning	\$0	\$0	\$0	\$0	\$0	\$0	\$0	\$0	\$0	\$0
Total	\$24,613	\$249,000	\$1,000	\$0	\$0	\$0	\$0	\$0	\$1,000	\$274,613

Funding

Funding Name	Source	Status*	Prior Funding	2021	Estimated Funding							Total
					2022	2023	2024	2025	2026	2027	6 Year Total	
Grant-WSDOT	State	Funded	\$0	\$249,000	\$1,000	\$0	\$0	\$0	\$0	\$0	\$1,000	\$250,000
Utility Rates-IC	Local	Funded	\$24,613	\$0	\$0	\$0	\$0	\$0	\$0	\$0	\$0	\$24,613
Total			\$24,613	\$249,000	\$1,000	\$0	\$0	\$0	\$0	\$0	\$1,000	\$274,613

- \*Status definitions
- Unidentified: Funding source has not yet been determined
  - Identified: Funding source has been found, but not yet requested
  - Applied: Grant or loan application has been submitted, or budget has been requested
  - Awarded: Grant or loan has been offered but the contract has not yet been signed or budget has not yet been approved by Council
  - Encumbered: Project contract has been signed and funds have been allocated to spend on the project

# WATER DEPARTMENT

---

# Water Department

## Department Goals

The paramount goal of both the City of Spokane's Water Department and Integrated Capital Management (ICM) Department is "to provide affordable high quality water with excellent customer service and ample fire protection." In general, capital projects are programed through the ICM Department and funded through the Integrated Capital fund and utility revenue. Water utility revenue is generated by metered water consumption and hydroelectric power generation at the Upriver Dam Hydroelectric Project.

Both departments are dedicated to careful planning, condition assessments, asset management, continuing education and conservation. Through this effort, the water system and hydroelectric plant are positioned to meet the needs of our present and future customers for many years to come. Using this approach, we have grown from our beginnings in 1894 with just 2 miles of water main and a reliance on



the Spokane River for water to become the 3rd largest water system in the state with more than 1,000 miles of water main utilizing water from the Spokane Valley Rathdrum Prairie Aquifer and a 17.7 MW power plant on the Spokane River.

## Department Contact Information

Water Department:

Steve Burns, Director, 625-7840, [sburns@spokanecity.org](mailto:sburns@spokanecity.org)

Integrated Capital Management:

Katherine Miller, Director, 625-6338, [kemiller@spokanecity.org](mailto:kemiller@spokanecity.org)

Name	Title	Telephone	email
James Sakamoto	Principal Engineer	625-7854	<a href="mailto:jsakamoto@spokanecity.org">jsakamoto@spokanecity.org</a>
Seth McIntosh	Water & Hydro Electric Plant Manager	742-8154	<a href="mailto:smcintosh@spokanecity.org">smcintosh@spokanecity.org</a>
Marcia Davis	Principal Engineer	625-6398	<a href="mailto:mdavis@spokanecity.org">mdavis@spokanecity.org</a>

## Background

The Water Program is organized into five elements and within these elements, the department has both specific individual projects and continuing maintenance projects with large capital expenditures. Minor maintenance work is completed under the utility's operation budget and will not be found in this document. The five elements are:

- Distribution Mains: Water mains delivering service to our customers, most of which were installed prior to World War II.
- Facilities and Operations: In addition to operating and maintaining the water system, the City's Water Department is responsible for several facilities, including the Upriver Dam. The Upriver dam site has five Kaplan hydroelectric turbines in two powerhouses and a spillway on the Spokane River, which provides power to pump ground water at the water system's two largest well sites. Excess power production is sold to our local power utility, Avista Corp.
- Source Well and Booster Pump Stations: Source wells extract water from the Spokane Valley Rathdrum Prairie Aquifer, the City's sole source for drinking water. Booster pump stations move the water across distances and to storage facilities at higher elevations providing service throughout the City.
- Storage Systems Improvements: The City's water system has several varieties of tanks and reservoirs that provide water storage. These facilities are located throughout the City, and they serve the dual purposes of balancing customers supply needs and fire protection. In addition tanks help equalize the water pressure in the entire system.
- Transmission Mains: Pipes deliver water from the Aquifer to water customers. Large-diameter pipes that transport water across the city to storage facilities are called transmission mains. Smaller diameter pipes that carry water to residences and businesses are called distribution mains.

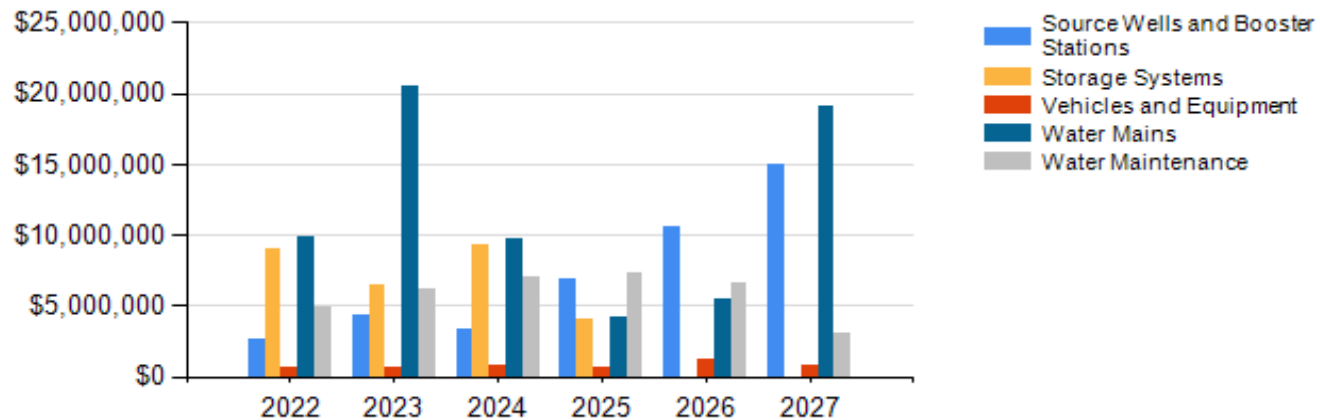
## Level of Service Standard

The City presently has seven well sites for its water supply source. Ideal design practice recommends that the source of supply capacity be equal to the maximum day demand (MDD), allowing stored water to be used for the peaking requirements of the system. The total system pumping capacity is 282 MGD. The highest recorded MDD is 185 MGD. Minimum level of service standards were established in the Countywide Planning Policies. According to these policies, distribution pipelines must be designed to deliver sufficient water to meet peak customer demands (peak hourly demand), this period occurring over a range of a few minutes to several hours. The flow rate must be provided at no less than 30 psi (pounds per square inch) at all points in the distribution system (measured at any customer's water meter or at the property line if no meter exists) except for fire flow conditions. By existing policy, the City of Spokane Water Department requires that the water system provide the specified level of service at a minimum pressure of 45 psi. Water pressures of at least 45 psi have proven more satisfactory in terms of meeting the water needs for most customers.

# Spending by Category Summary

## Water

Category	2022	2023	2024	2025	2026	2027	Total
Source Wells and Booster Stations	\$2,565,000	\$4,364,730	\$3,400,000	\$6,900,000	\$10,583,868	\$15,000,000	\$42,813,598
Storage Systems	\$8,984,000	\$6,413,486	\$9,373,486	\$4,000,000	\$0	\$0	\$28,770,972
Vehicles and Equipment	\$660,000	\$595,000	\$765,000	\$700,000	\$1,150,000	\$725,000	\$4,595,000
Water Mains	\$9,866,673	\$20,494,074	\$9,715,000	\$4,158,000	\$5,435,000	\$19,130,000	\$68,798,747
Water Maintenance	\$4,895,000	\$6,120,000	\$6,995,000	\$7,345,000	\$6,545,000	\$2,995,000	\$34,895,000
Total	\$26,970,673	\$37,987,290	\$30,248,486	\$23,103,000	\$23,713,868	\$37,850,000	\$179,873,317



# Funding Summary by Project

## Water

Source Wells and Booster Stations											
Project Name	Funding Source	To Date	2021	2022	2023	2024	2025	2026	2027	6 Year Estimate	Project Total
9th & Pine Booster Station Rehabilitation	Utility Rates-IC	\$0	\$20,000	\$0	\$320,000	\$0	\$0	\$0	\$0	\$320,000	\$340,000
	Total	\$0	\$20,000	\$0	\$320,000	\$0	\$0	\$0	\$0	\$320,000	\$340,000
Havana Well	Revenue Bond	\$3,818	\$0	\$0	\$0	\$0	\$0	\$0	\$0	\$0	\$3,818
	Utility Rates-IC	\$2,279,807	\$5,928,791	\$0	\$0	\$0	\$0	\$1,448,839	\$0	\$1,448,839	\$9,657,437
	Total	\$2,283,625	\$5,928,791	\$0	\$0	\$0	\$0	\$1,448,839	\$0	\$1,448,839	\$9,661,255
Highland Booster Capacity Improvements	Private	\$0	\$0	\$0	\$0	\$0	\$0	\$500,000	\$5,000,000	\$5,500,000	\$5,500,000
	Total	\$0	\$0	\$0	\$0	\$0	\$0	\$500,000	\$5,000,000	\$5,500,000	\$5,500,000
Hoffman Well Station Rehabilitation	Utility Rates-IC	\$114,134	\$3,382,778	\$5,000	\$0	\$0	\$0	\$0	\$0	\$5,000	\$3,501,912
	Total	\$114,134	\$3,382,778	\$5,000	\$0	\$0	\$0	\$0	\$0	\$5,000	\$3,501,912
Nevada Well Station Rehabilitation	Utility Rates-IC	\$0	\$0	\$0	\$0	\$0	\$0	\$500,000	\$5,000,000	\$5,500,000	\$5,500,000
	Total	\$0	\$0	\$0	\$0	\$0	\$0	\$500,000	\$5,000,000	\$5,500,000	\$5,500,000
Northwest Terrace PRV's	Utility Rates-IC	\$0	\$0	\$10,000	\$0	\$0	\$0	\$0	\$0	\$10,000	\$10,000
	Total	\$0	\$0	\$10,000	\$0	\$0	\$0	\$0	\$0	\$10,000	\$10,000
Plains System New Booster	Private	\$14,971	\$0	\$0	\$150,000	\$2,900,000	\$1,900,000	\$135,029	\$0	\$5,085,029	\$5,100,000
	Total	\$14,971	\$0	\$0	\$150,000	\$2,900,000	\$1,900,000	\$135,029	\$0	\$5,085,029	\$5,100,000
Ray Street Well Station Update	Utility Rates-IC	\$5,270	\$0	\$500,000	\$2,244,730	\$0	\$0	\$0	\$0	\$2,744,730	\$2,750,000
	Total	\$5,270	\$0	\$500,000	\$2,244,730	\$0	\$0	\$0	\$0	\$2,744,730	\$2,750,000
Study - Nevada Well Station Rehabilitation	Utility Rates-IC	\$0	\$100,000	\$200,000	\$0	\$0	\$0	\$0	\$0	\$200,000	\$300,000
	Total	\$0	\$100,000	\$200,000	\$0	\$0	\$0	\$0	\$0	\$200,000	\$300,000
Study - Water Capital Facilities Plan	Utility Rates-IC	\$555,490	\$1,005,338	\$350,000	\$300,000	\$0	\$0	\$0	\$0	\$650,000	\$2,210,828
	Total	\$555,490	\$1,005,338	\$350,000	\$300,000	\$0	\$0	\$0	\$0	\$650,000	\$2,210,828
Study - Water System Vulnerability Assessment	Grant-Phillips 66	\$0	\$0	\$75,000	\$0	\$0	\$0	\$0	\$0	\$75,000	\$75,000
	Utility Rates-IC	\$0	\$0	\$75,000	\$50,000	\$0	\$0	\$0	\$0	\$125,000	\$125,000
	Total	\$0	\$0	\$150,000	\$50,000	\$0	\$0	\$0	\$0	\$200,000	\$200,000

# Funding Summary by Project

## Water

Source Wells and Booster Stations (continued)											
Project Name	Funding Source	To Date	2021	2022	2023	2024	2025	2026	2027	6 Year Estimate	Project Total
Study-Well Transmission Optimization	Utility Rates-IC	\$0	\$0	\$100,000	\$50,000	\$0	\$0	\$0	\$0	\$150,000	\$150,000
	Total	\$0	\$0	\$100,000	\$50,000	\$0	\$0	\$0	\$0	\$150,000	\$150,000
Well Electric Well Station Update	Utility Rates-IC	\$0	\$500,000	\$1,250,000	\$1,250,000	\$500,000	\$5,000,000	\$8,000,000	\$5,000,000	\$21,000,000	\$21,500,000
	Total	\$0	\$500,000	\$1,250,000	\$1,250,000	\$500,000	\$5,000,000	\$8,000,000	\$5,000,000	\$21,000,000	\$21,500,000
Category Total		\$2,973,490	\$10,936,907	\$2,565,000	\$4,364,730	\$3,400,000	\$6,900,000	\$10,583,868	\$15,000,000	\$42,813,598	\$56,723,995

Storage Systems											
Project Name	Funding Source	To Date	2021	2022	2023	2024	2025	2026	2027	6 Year Estimate	Project Total
Fire Suppression System Upgrades	Utility Rates-IC	\$0	\$0	\$270,000	\$0	\$0	\$0	\$0	\$0	\$270,000	\$270,000
	Total	\$0	\$0	\$270,000	\$0	\$0	\$0	\$0	\$0	\$270,000	\$270,000
High System Tank	Utility Rates-IC	\$483,039	\$150,000	\$50,000	\$3,373,486	\$3,373,486	\$0	\$0	\$0	\$6,796,972	\$7,430,011
	Total	\$483,039	\$150,000	\$50,000	\$3,373,486	\$3,373,486	\$0	\$0	\$0	\$6,796,972	\$7,430,011
Indian Trail Reservoir Frontage Improvements	Utility Rates-IC	\$0	\$0	\$44,000	\$440,000	\$0	\$0	\$0	\$0	\$484,000	\$484,000
	Total	\$0	\$0	\$44,000	\$440,000	\$0	\$0	\$0	\$0	\$484,000	\$484,000
SIA System Additional Reservoir	Loan-DWSRF	\$0	\$0	\$3,000,000	\$0	\$0	\$0	\$0	\$0	\$3,000,000	\$3,000,000
	Loan-PTWF	\$50,408	\$50,000	\$5,600,000	\$2,100,000	\$199,592	\$0	\$0	\$0	\$7,899,592	\$8,000,000
	Utility Rates-IC	\$158,687	\$0	\$0	\$0	\$800,408	\$0	\$0	\$0	\$800,408	\$959,095
	Total	\$209,095	\$50,000	\$8,600,000	\$2,100,000	\$1,000,000	\$0	\$0	\$0	\$11,700,000	\$11,959,095
Thorpe Road Reservoir No. 2	Utility Rates-IC	\$0	\$0	\$20,000	\$500,000	\$5,000,000	\$4,000,000	\$0	\$0	\$9,520,000	\$9,520,000
	Total	\$0	\$0	\$20,000	\$500,000	\$5,000,000	\$4,000,000	\$0	\$0	\$9,520,000	\$9,520,000
Category Total		\$692,134	\$200,000	\$8,984,000	\$6,413,486	\$9,373,486	\$4,000,000	\$0	\$0	\$28,770,972	\$29,663,106

# Funding Summary by Project

## Water

Vehicles and Equipment											
Project Name	Funding Source	To Date	2021	2022	2023	2024	2025	2026	2027	6 Year Estimate	Project Total
Backhoe	Utility Rates - Water	\$0	\$0	\$0	\$350,000	\$350,000	\$0	\$350,000	\$0	\$1,050,000	\$1,050,000
	Total	\$0	\$0	\$0	\$350,000	\$350,000	\$0	\$350,000	\$0	\$1,050,000	\$1,050,000
Chlorine Truck	Utility Rates - Water	\$0	\$0	\$130,000	\$0	\$0	\$0	\$0	\$0	\$130,000	\$130,000
	Total	\$0	\$0	\$130,000	\$0	\$0	\$0	\$0	\$0	\$130,000	\$130,000
Dump Truck	Utility Rates - Water	\$275,000	\$0	\$0	\$0	\$300,000	\$300,000	\$0	\$325,000	\$925,000	\$1,200,000
	Total	\$275,000	\$0	\$0	\$0	\$300,000	\$300,000	\$0	\$325,000	\$925,000	\$1,200,000
Light Vehicles	Utility Rates - Water	\$0	\$0	\$0	\$130,000	\$0	\$0	\$0	\$0	\$130,000	\$130,000
	Total	\$0	\$0	\$0	\$130,000	\$0	\$0	\$0	\$0	\$130,000	\$130,000
Loader	Utility Rates - Water	\$0	\$0	\$400,000	\$0	\$0	\$0	\$0	\$0	\$400,000	\$400,000
	Total	\$0	\$0	\$400,000	\$0	\$0	\$0	\$0	\$0	\$400,000	\$400,000
Mechanics Truck	Utility Rates - Water	\$0	\$0	\$0	\$115,000	\$115,000	\$0	\$0	\$0	\$230,000	\$230,000
	Total	\$0	\$0	\$0	\$115,000	\$115,000	\$0	\$0	\$0	\$230,000	\$230,000
Service Truck Replacement	Utility Rates - Water	\$800,000	\$800,000	\$0	\$0	\$0	\$400,000	\$800,000	\$400,000	\$1,600,000	\$3,200,000
	Total	\$800,000	\$800,000	\$0	\$0	\$0	\$400,000	\$800,000	\$400,000	\$1,600,000	\$3,200,000
Skid Steer Loader With Broom	Utility Rates - Water	\$0	\$0	\$80,000	\$0	\$0	\$0	\$0	\$0	\$80,000	\$80,000
	Total	\$0	\$0	\$80,000	\$0	\$0	\$0	\$0	\$0	\$80,000	\$80,000
Upriver Dam Maintenance Boat	Utility Rates - Water	\$0	\$0	\$50,000	\$0	\$0	\$0	\$0	\$0	\$50,000	\$50,000
	Total	\$0	\$0	\$50,000	\$0	\$0	\$0	\$0	\$0	\$50,000	\$50,000
Category Total		\$1,075,000	\$800,000	\$660,000	\$595,000	\$765,000	\$700,000	\$1,150,000	\$725,000	\$4,595,000	\$6,470,000

# Funding Summary by Project

## Water

Water Mains											
Project Name	Funding Source	To Date	2021	2022	2023	2024	2025	2026	2027	6 Year Estimate	Project Total
12th Avenue - Deer Heights to Flint	Private	\$0	\$0	\$0	\$0	\$15,000	\$125,000	\$0	\$0	\$140,000	\$140,000
	Total	\$0	\$0	\$0	\$0	\$15,000	\$125,000	\$0	\$0	\$140,000	\$140,000
1st Avenue, Maple to Monroe, Distribution Main Replacement	Utility Rates-IC	\$0	\$0	\$0	\$0	\$0	\$0	\$5,000	\$0	\$5,000	\$5,000
	Total	\$0	\$0	\$0	\$0	\$0	\$0	\$5,000	\$0	\$5,000	\$5,000
1st Avenue, Monroe to Wall, Distribution Main Replacement	Utility Rates-IC	\$0	\$0	\$0	\$0	\$0	\$0	\$5,000	\$0	\$5,000	\$5,000
	Total	\$0	\$0	\$0	\$0	\$0	\$0	\$5,000	\$0	\$5,000	\$5,000
1st Avenue, Wall to Bernard, Distribution Main Replacement	Utility Rates-IC	\$0	\$0	\$0	\$0	\$0	\$0	\$5,000	\$0	\$5,000	\$5,000
	Total	\$0	\$0	\$0	\$0	\$0	\$0	\$5,000	\$0	\$5,000	\$5,000
27th Avenue, SE Blvd to Ray St, Main Replacement	Utility Rates-IC	\$0	\$0	\$0	\$0	\$0	\$25,000	\$175,000	\$0	\$200,000	\$200,000
	Total	\$0	\$0	\$0	\$0	\$0	\$25,000	\$175,000	\$0	\$200,000	\$200,000
4th Avenue Distribution Main Replacement	Utility Rates-IC	\$0	\$0	\$0	\$0	\$20,000	\$180,000	\$20,000	\$0	\$220,000	\$220,000
	Total	\$0	\$0	\$0	\$0	\$20,000	\$180,000	\$20,000	\$0	\$220,000	\$220,000
Assessment of Existing Pipes	Utility Rates-IC	\$0	\$250,000	\$250,000	\$250,000	\$250,000	\$250,000	\$250,000	\$250,000	\$1,500,000	\$1,750,000
	Total	\$0	\$250,000	\$250,000	\$250,000	\$250,000	\$250,000	\$250,000	\$250,000	\$1,500,000	\$1,750,000
Broadway Avenue, Cedar to Post Street Main Replacement	Utility Rates-IC	\$0	\$0	\$0	\$0	\$35,000	\$400,000	\$0	\$0	\$435,000	\$435,000
	Total	\$0	\$0	\$0	\$0	\$35,000	\$400,000	\$0	\$0	\$435,000	\$435,000
Cochran Conveyance Associated Water Main Replacement	Utility Rates-IC	\$0	\$405,000	\$10,000	\$0	\$0	\$0	\$0	\$0	\$10,000	\$415,000
	Total	\$0	\$405,000	\$10,000	\$0	\$0	\$0	\$0	\$0	\$10,000	\$415,000

# Funding Summary by Project

## Water

Water Mains (continued)											
Project Name	Funding Source	To Date	2021	2022	2023	2024	2025	2026	2027	6 Year Estimate	Project Total
Freya St Transmission Main, Garland Ave to Francis Ave	Utility Rates-IC	\$0	\$0	\$0	\$0	\$1,030,000	\$2,050,000	\$2,000,000	\$0	\$5,080,000	\$5,080,000
	Total	\$0	\$0	\$0	\$0	\$1,030,000	\$2,050,000	\$2,000,000	\$0	\$5,080,000	\$5,080,000
Future Development Water Projects	Utility Rates-IC	\$0	\$0	\$250,000	\$250,000	\$250,000	\$250,000	\$250,000	\$250,000	\$1,500,000	\$1,500,000
	Total	\$0	\$0	\$250,000	\$250,000	\$250,000	\$250,000	\$250,000	\$250,000	\$1,500,000	\$1,500,000
Geiger Blvd. from Medical Lake to Grove Road Water Main	Grant-BUILD	\$0	\$50,000	\$0	\$0	\$0	\$0	\$0	\$0	\$0	\$50,000
	Utility Rates-IC	\$0	\$7,000	\$1,000	\$0	\$0	\$0	\$0	\$0	\$1,000	\$8,000
	Total	\$0	\$57,000	\$1,000	\$0	\$0	\$0	\$0	\$0	\$1,000	\$58,000
Havana Street, Sprague to Broadway Avenue Main Replacement	Utility Rates-IC	\$0	\$0	\$0	\$0	\$0	\$0	\$70,000	\$145,000	\$215,000	\$215,000
	Total	\$0	\$0	\$0	\$0	\$0	\$0	\$70,000	\$145,000	\$215,000	\$215,000
Latah Booster to Thorpe Reservoir Transmission Main	Private	\$0	\$0	\$0	\$0	\$0	\$0	\$800,000	\$8,000,000	\$8,800,000	\$8,800,000
	Total	\$0	\$0	\$0	\$0	\$0	\$0	\$800,000	\$8,000,000	\$8,800,000	\$8,800,000
Latah-9th and Pine Transmission Main	Private	\$0	\$0	\$0	\$0	\$0	\$0	\$0	\$250,000	\$250,000	\$250,000
	Total	\$0	\$0	\$0	\$0	\$0	\$0	\$0	\$250,000	\$250,000	\$250,000
Main Ave, Wall St to Browne St	Utility Rates-IC	\$0	\$0	\$0	\$0	\$0	\$0	\$40,000	\$80,000	\$120,000	\$120,000
	Total	\$0	\$0	\$0	\$0	\$0	\$0	\$40,000	\$80,000	\$120,000	\$120,000
Mallon Avenue, Howard to Monroe Street Main Replacement	Utility Rates-IC	\$0	\$0	\$0	\$0	\$0	\$0	\$30,000	\$400,000	\$430,000	\$430,000
	Total	\$0	\$0	\$0	\$0	\$0	\$0	\$30,000	\$400,000	\$430,000	\$430,000
Maple Street (Riverside to Pacific)	Utility Rates-IC	\$0	\$99,000	\$1,000	\$0	\$0	\$0	\$0	\$0	\$1,000	\$100,000
	Total	\$0	\$99,000	\$1,000	\$0	\$0	\$0	\$0	\$0	\$1,000	\$100,000

# Funding Summary by Project

## Water

Water Mains (continued)											
Project Name	Funding Source	To Date	2021	2022	2023	2024	2025	2026	2027	6 Year Estimate	Project Total
Marshall Road from Thorpe to Qualchan Transmission Main	Utility Rates	\$7,221	\$100,000	\$1,000,000	\$10,000,000	\$50,000	\$0	\$0	\$0	\$11,050,000	\$11,157,221
	Total	\$7,221	\$100,000	\$1,000,000	\$10,000,000	\$50,000	\$0	\$0	\$0	\$11,050,000	\$11,157,221
Napa Distribution Replacement (2nd to Sprague)	Utility Rates-IC	\$0	\$0	\$0	\$0	\$0	\$30,000	\$300,000	\$0	\$330,000	\$330,000
	Total	\$0	\$0	\$0	\$0	\$0	\$30,000	\$300,000	\$0	\$330,000	\$330,000
Northwest Terrace Transmission Main	Utility Rates-IC	\$0	\$0	\$50,000	\$0	\$0	\$0	\$0	\$0	\$50,000	\$50,000
	Total	\$0	\$0	\$50,000	\$0	\$0	\$0	\$0	\$0	\$50,000	\$50,000
NSC - 2nd Ave & 3rd Ave Water Reroute West	Grant-WSDOT	\$0	\$0	\$10,000	\$2,200,000	\$2,200,000	\$0	\$0	\$0	\$4,410,000	\$4,410,000
	Utility Rates-IC	\$0	\$0	\$100,000	\$800,000	\$0	\$0	\$0	\$0	\$900,000	\$900,000
	Total	\$0	\$0	\$110,000	\$3,000,000	\$2,200,000	\$0	\$0	\$0	\$5,310,000	\$5,310,000
NSC - 3rd Ave Water Reroute Regal to Havana	Grant-WSDOT	\$0	\$0	\$172,000	\$172,000	\$1,725,000	\$0	\$0	\$0	\$2,069,000	\$2,069,000
	Total	\$0	\$0	\$172,000	\$172,000	\$1,725,000	\$0	\$0	\$0	\$2,069,000	\$2,069,000
NSC - Trent Interchange Water Reroute	Grant-WSDOT	\$0	\$0	\$100,000	\$700,000	\$100,000	\$700,000	\$0	\$0	\$1,600,000	\$1,600,000
	Utility Rates-IC	\$0	\$0	\$50,000	\$250,000	\$0	\$0	\$0	\$0	\$300,000	\$300,000
	Total	\$0	\$0	\$150,000	\$950,000	\$100,000	\$700,000	\$0	\$0	\$1,900,000	\$1,900,000
NSC - Trumpet Area Water Reroute	Grant-WSDOT	\$0	\$0	\$15,000	\$385,000	\$4,025,000	\$25,000	\$0	\$0	\$4,450,000	\$4,450,000
	Utility Rates-IC	\$0	\$0	\$100,000	\$800,000	\$0	\$0	\$0	\$0	\$900,000	\$900,000
	Total	\$0	\$0	\$115,000	\$1,185,000	\$4,025,000	\$25,000	\$0	\$0	\$5,350,000	\$5,350,000
NSC Cleveland, Grace, Greene Avenue Transmission Mains	Grant-WSDOT	\$0	\$465,824	\$0	\$0	\$0	\$0	\$0	\$0	\$0	\$465,824
	Utility Rates-IC	\$680,325	\$480,301	\$1,000	\$0	\$0	\$0	\$0	\$0	\$1,000	\$1,161,626
	Total	\$680,325	\$946,125	\$1,000	\$0	\$0	\$0	\$0	\$0	\$1,000	\$1,627,450
NSC North Hill Loop Water Mains	Grant-WSDOT	\$0	\$9,000	\$1,000	\$0	\$0	\$0	\$0	\$0	\$1,000	\$10,000
	Total	\$0	\$9,000	\$1,000	\$0	\$0	\$0	\$0	\$0	\$1,000	\$10,000

# Funding Summary by Project

## Water

Water Mains (continued)											
Project Name	Funding Source	To Date	2021	2022	2023	2024	2025	2026	2027	6 Year Estimate	Project Total
NSC Planning from Interstate 90 to Sprague Avenue	Grant-WSDOT	\$0	\$7,000	\$5,000	\$5,000	\$5,000	\$5,000	\$5,000	\$5,000	\$30,000	\$37,000
	Total	\$0	\$7,000	\$5,000	\$5,000	\$5,000	\$5,000	\$5,000	\$5,000	\$30,000	\$37,000
NSC Planning from Spokane River to Sprague Avenue	Grant-WSDOT	\$0	\$5,000	\$5,000	\$5,000	\$5,000	\$5,000	\$0	\$0	\$20,000	\$25,000
	Total	\$0	\$5,000	\$5,000	\$5,000	\$5,000	\$5,000	\$0	\$0	\$20,000	\$25,000
NSC Rowan Avenue Casing	Utility Rates-IC	\$0	\$19,000	\$1,000	\$0	\$0	\$0	\$0	\$0	\$1,000	\$20,000
	Total	\$0	\$19,000	\$1,000	\$0	\$0	\$0	\$0	\$0	\$1,000	\$20,000
NSC Wellesley Avenue PH2 - Haven Street to Market Street	Grant-WSDOT	\$0	\$35,000	\$300,000	\$85,000	\$0	\$0	\$0	\$0	\$385,000	\$420,000
	Total	\$0	\$35,000	\$300,000	\$85,000	\$0	\$0	\$0	\$0	\$385,000	\$420,000
Palouse/Freya Roundabout	Utility Rates-IC	\$0	\$0	\$0	\$25,000	\$0	\$0	\$0	\$0	\$25,000	\$25,000
	Total	\$0	\$0	\$0	\$25,000	\$0	\$0	\$0	\$0	\$25,000	\$25,000
Post Street Bridge Water Main	Utility Rates-IC	\$105,583	\$685,000	\$50,000	\$0	\$0	\$0	\$0	\$0	\$50,000	\$840,583
	Total	\$105,583	\$685,000	\$50,000	\$0	\$0	\$0	\$0	\$0	\$50,000	\$840,583
Ray St., 11th to Hartson Ave, Main Replacement	Utility Rates-IC	\$0	\$100,000	\$400,000	\$350,000	\$0	\$0	\$0	\$0	\$750,000	\$850,000
	Total	\$0	\$100,000	\$400,000	\$350,000	\$0	\$0	\$0	\$0	\$750,000	\$850,000
Ray St., 17th to 11th Ave, Main Replacement	Utility Rates-IC	\$308,080	\$100,000	\$536,920	\$350,000	\$0	\$0	\$0	\$0	\$886,920	\$1,295,000
	Total	\$308,080	\$100,000	\$536,920	\$350,000	\$0	\$0	\$0	\$0	\$886,920	\$1,295,000
Riverside Ave, Monroe St to Wall St.	Utility Rates-IC	\$0	\$0	\$0	\$0	\$0	\$63,000	\$100,000	\$1,000,000	\$1,163,000	\$1,163,000
	Total	\$0	\$0	\$0	\$0	\$0	\$63,000	\$100,000	\$1,000,000	\$1,163,000	\$1,163,000
Riverside Ave, Monroe to Division	Utility Rates-IC	\$54,000	\$532,000	\$1,500,000	\$50,000	\$0	\$0	\$0	\$0	\$1,550,000	\$2,136,000
	Total	\$54,000	\$532,000	\$1,500,000	\$50,000	\$0	\$0	\$0	\$0	\$1,550,000	\$2,136,000

# Funding Summary by Project

## Water

Water Mains (continued)											
Project Name	Funding Source	To Date	2021	2022	2023	2024	2025	2026	2027	6 Year Estimate	Project Total
SIA Transmission Line Crossing Under I-90	Loan-DWSRF	\$0	\$0	\$3,000,000	\$1,468,000	\$0	\$0	\$0	\$0	\$4,468,000	\$4,468,000
	Utility Rates-IC	\$0	\$582,926	\$0	\$1,549,074	\$0	\$0	\$0	\$0	\$1,549,074	\$2,132,000
	Total	\$0	\$582,926	\$3,000,000	\$3,017,074	\$0	\$0	\$0	\$0	\$6,017,074	\$6,600,000
South Gorge Trail Water Main Replacement	Utility Rates-IC	\$11,642	\$2,006,358	\$10,000	\$0	\$0	\$0	\$0	\$0	\$10,000	\$2,028,000
	Total	\$11,642	\$2,006,358	\$10,000	\$0	\$0	\$0	\$0	\$0	\$10,000	\$2,028,000
Spokane Falls Blvd, Post to Division Street Main Replacement	Utility Rates-IC	\$0	\$0	\$0	\$0	\$0	\$0	\$10,000	\$50,000	\$60,000	\$60,000
	Total	\$0	\$0	\$0	\$0	\$0	\$0	\$10,000	\$50,000	\$60,000	\$60,000
Sprague Avenue, Bernard to Scott, Main Replacement	Utility Rates-IC	\$548,347	\$1,778,092	\$382,753	\$0	\$0	\$0	\$0	\$0	\$382,753	\$2,709,192
	Total	\$548,347	\$1,778,092	\$382,753	\$0	\$0	\$0	\$0	\$0	\$382,753	\$2,709,192
Thor and Freya, Hartson to Sprague Avenue Water Upgrades	Utility Rates - Water	\$0	\$0	\$300,000	\$300,000	\$0	\$0	\$0	\$0	\$600,000	\$600,000
	Utility Rates-IC	\$0	\$60,000	\$400,000	\$500,000	\$0	\$0	\$0	\$0	\$900,000	\$960,000
	Total	\$0	\$60,000	\$700,000	\$800,000	\$0	\$0	\$0	\$0	\$1,500,000	\$1,560,000
TJ Meenach Dr. Water Transmission Main; Bridge to NW Blvd	Utility Rates-IC	\$0	\$143,000	\$865,000	\$0	\$0	\$0	\$0	\$0	\$865,000	\$1,008,000
	Total	\$0	\$143,000	\$865,000	\$0	\$0	\$0	\$0	\$0	\$865,000	\$1,008,000
Wellesley Avenue, Freya to Havana Street Main Replacement	Utility Rates-IC	\$0	\$0	\$0	\$0	\$0	\$0	\$70,000	\$700,000	\$770,000	\$770,000
	Total	\$0	\$0	\$0	\$0	\$0	\$0	\$70,000	\$700,000	\$770,000	\$770,000
Westbow Transmission Main - Thomas Mallen to Spotted	Private	\$0	\$0	\$0	\$0	\$0	\$0	\$800,000	\$8,000,000	\$8,800,000	\$8,800,000
	Total	\$0	\$0	\$0	\$0	\$0	\$0	\$800,000	\$8,000,000	\$8,800,000	\$8,800,000
Whistalks Way Transmission Main Replacement	Utility Rates-IC	\$0	\$0	\$0	\$0	\$5,000	\$50,000	\$500,000	\$0	\$555,000	\$555,000
	Total	\$0	\$0	\$0	\$0	\$5,000	\$50,000	\$500,000	\$0	\$555,000	\$555,000
Category Total		\$1,715,198	\$7,919,501	\$9,866,673	\$20,494,074	\$9,715,000	\$4,158,000	\$5,435,000	\$19,130,000	\$68,798,747	\$78,433,446

# Funding Summary by Project

## Water

Water Maintenance											
Project Name	Funding Source	To Date	2021	2022	2023	2024	2025	2026	2027	6 Year Estimate	Project Total
16th Ave Transmission Main, Chestnut to Milton Booster	Utility Rates - Water	\$0	\$0	\$100,000	\$300,000	\$2,000,000	\$1,000,000	\$0	\$0	\$3,400,000	\$3,400,000
	Total	\$0	\$0	\$100,000	\$300,000	\$2,000,000	\$1,000,000	\$0	\$0	\$3,400,000	\$3,400,000
AMI Collector Installation for Smart Metering	Utility Rates - Water	\$0	\$0	\$1,000,000	\$0	\$0	\$0	\$0	\$0	\$1,000,000	\$1,000,000
	Total	\$0	\$0	\$1,000,000	\$0	\$0	\$0	\$0	\$0	\$1,000,000	\$1,000,000
Chlorine Analyzer Replacement	Utility Funds - Water	\$0	\$75,000	\$75,000	\$0	\$0	\$0	\$0	\$0	\$75,000	\$150,000
	Total	\$0	\$75,000	\$75,000	\$0	\$0	\$0	\$0	\$0	\$75,000	\$150,000
Electric Vehicle (EV) Charging Station Development	Utility Rates - Water	\$0	\$0	\$0	\$0	\$0	\$0	\$300,000	\$1,000,000	\$1,300,000	\$1,300,000
	Total	\$0	\$0	\$0	\$0	\$0	\$0	\$300,000	\$1,000,000	\$1,300,000	\$1,300,000
Metering	Utility Rates - Water	\$1,400,000	\$1,400,000	\$1,400,000	\$1,400,000	\$1,400,000	\$1,400,000	\$1,400,000	\$1,400,000	\$8,400,000	\$11,200,000
	Total	\$1,400,000	\$1,400,000	\$1,400,000	\$1,400,000	\$1,400,000	\$1,400,000	\$1,400,000	\$1,400,000	\$8,400,000	\$11,200,000
Parkwater Pump and Motor Replacements	Utility Rates - Water	\$500,000	\$400,000	\$0	\$600,000	\$0	\$700,000	\$0	\$0	\$1,300,000	\$2,200,000
	Total	\$500,000	\$400,000	\$0	\$600,000	\$0	\$700,000	\$0	\$0	\$1,300,000	\$2,200,000
Rebuild Generators #2 and #3 in Powerhouse #1	Utility Rates - Water	\$300,000	\$0	\$1,100,000	\$1,000,000	\$0	\$0	\$0	\$0	\$2,100,000	\$2,400,000
	Total	\$300,000	\$0	\$1,100,000	\$1,000,000	\$0	\$0	\$0	\$0	\$2,100,000	\$2,400,000
Rebuild Generators #4 and #5 in Powerhouse #2	Utility Rates - Water	\$0	\$0	\$0	\$300,000	\$3,000,000	\$3,000,000	\$0	\$0	\$6,300,000	\$6,300,000
	Total	\$0	\$0	\$0	\$300,000	\$3,000,000	\$3,000,000	\$0	\$0	\$6,300,000	\$6,300,000
SCADA System	Utility Rates - Water	\$135,000	\$75,000	\$500,000	\$500,000	\$75,000	\$75,000	\$75,000	\$75,000	\$1,300,000	\$1,510,000
	Total	\$135,000	\$75,000	\$500,000	\$500,000	\$75,000	\$75,000	\$75,000	\$75,000	\$1,300,000	\$1,510,000
Tank Rehabilitation Fund	Utility Rates - Water	\$0	\$0	\$100,000	\$1,500,000	\$0	\$100,000	\$1,750,000	\$0	\$3,450,000	\$3,450,000
	Total	\$0	\$0	\$100,000	\$1,500,000	\$0	\$100,000	\$1,750,000	\$0	\$3,450,000	\$3,450,000

# Funding Summary by Project

## Water

Water Maintenance (continued)											
Project Name	Funding Source	To Date	2021	2022	2023	2024	2025	2026	2027	6 Year Estimate	Project Total
Upriver Dam Spillway Rehabilitation Phase 4 and FERC Studies	Utility Rates	\$0	\$0	\$100,000	\$0	\$0	\$550,000	\$2,500,000	\$0	\$3,150,000	\$3,150,000
	Total	\$0	\$0	\$100,000	\$0	\$0	\$550,000	\$2,500,000	\$0	\$3,150,000	\$3,150,000
Water Distribution Main Resiliency & Water Quality Program	Utility Rates - Water	\$300,000	\$300,000	\$300,000	\$300,000	\$300,000	\$300,000	\$300,000	\$300,000	\$1,800,000	\$2,400,000
	Total	\$300,000	\$300,000	\$300,000	\$300,000	\$300,000	\$300,000	\$300,000	\$300,000	\$1,800,000	\$2,400,000
Water Facilities Backup Power Retrofit	Utility Rates - Water	\$0	\$0	\$100,000	\$100,000	\$100,000	\$100,000	\$100,000	\$100,000	\$600,000	\$600,000
	Total	\$0	\$0	\$100,000	\$100,000	\$100,000	\$100,000	\$100,000	\$100,000	\$600,000	\$600,000
Water Service Replacement Program	Utility Rates - Water	\$120,000	\$120,000	\$120,000	\$120,000	\$120,000	\$120,000	\$120,000	\$120,000	\$720,000	\$960,000
	Total	\$120,000	\$120,000	\$120,000	\$120,000	\$120,000	\$120,000	\$120,000	\$120,000	\$720,000	\$960,000
Category Total		\$2,755,000	\$2,370,000	\$4,895,000	\$6,120,000	\$6,995,000	\$7,345,000	\$6,545,000	\$2,995,000	\$34,895,000	\$40,020,000
Department Total		\$9,210,822	\$22,226,408	\$26,970,673	\$37,987,290	\$30,248,486	\$23,103,000	\$23,713,868	\$37,850,000	\$179,873,317	\$211,310,547
Percent Funded				100%	100%	90%	92%	91%	44%	84%	

# Funding Summary by Department

## Water

Funding Source	To Date	2021	2022	2023	2024	2025	2026	2027	6 Year Estimate	Funding Total
Grant-BUILD	\$0	\$50,000	\$0	\$0	\$0	\$0	\$0	\$0	\$0	\$50,000
Grant-Phillips 66	\$0	\$0	\$75,000	\$0	\$0	\$0	\$0	\$0	\$75,000	\$75,000
Grant-WSDOT	\$0	\$521,824	\$608,000	\$3,552,000	\$8,060,000	\$735,000	\$5,000	\$5,000	\$12,965,000	\$13,000,000
Loan-DWSRF	\$0	\$0	\$6,000,000	\$1,468,000	\$0	\$0	\$0	\$0	\$7,468,000	\$7,468,000
Loan-PTWF	\$50,408	\$50,000	\$5,600,000	\$2,100,000	\$199,592	\$0	\$0	\$0	\$7,899,592	\$8,000,000
Private	\$14,971	\$0	\$0	\$150,000	\$2,915,000	\$2,025,000	\$2,235,029	\$21,250,000	\$28,575,029	\$28,575,029
Revenue Bond	\$3,818	\$0	\$0	\$0	\$0	\$0	\$0	\$0	\$0	\$3,818
Utility Funds - Water	\$0	\$75,000	\$75,000	\$0	\$0	\$0	\$0	\$0	\$75,000	\$150,000
Utility Rates	\$7,221	\$100,000	\$1,100,000	\$10,000,000	\$50,000	\$550,000	\$2,500,000	\$0	\$14,200,000	\$14,307,221
Utility Rates - Water	\$3,830,000	\$3,095,000	\$5,680,000	\$7,015,000	\$7,760,000	\$7,495,000	\$5,195,000	\$3,720,000	\$36,865,000	\$36,865,000
Utility Rates-IC	\$5,304,404	\$18,334,584	\$7,832,673	\$13,702,290	\$11,263,894	\$12,298,000	\$13,778,839	\$12,875,000	\$71,750,696	\$71,770,696
Department Total	\$9,210,822	\$22,226,408	\$26,970,673	\$37,987,290	\$30,248,486	\$23,103,000	\$23,713,868	\$37,850,000	\$179,873,317	\$211,310,547

# Water Department Project Reports

---

# Water 2022 - 2027

## Downtown Projects

WAT-2015-121  
WAT-2016-51  
WAT-2016-52  
WAT-2016-53  
WAT-2017-21  
WAT-2017-22  
WAT-2017-24  
WAT-2017-117  
WAT-2017-118  
WAT-2018-34  
WAT-2018-37  
WAT-2018-48

## Water Equipment (not pictured)

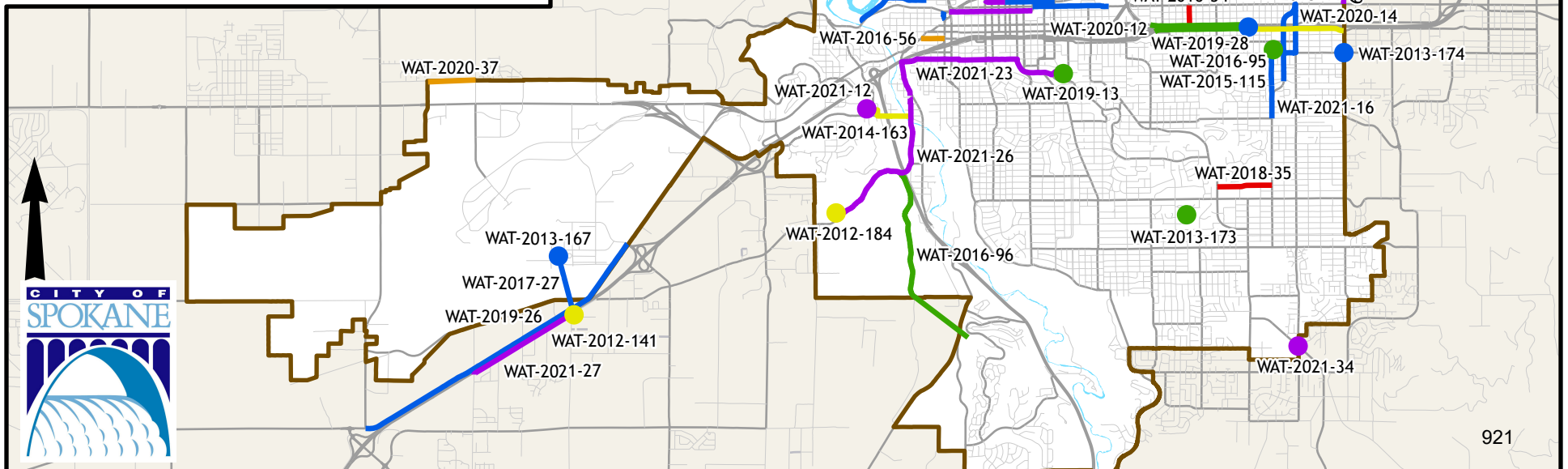
WAT-2017-92  
WAT-2018-47  
WAT-2018-121  
WAT-2018-122  
WAT-2021-62  
WAT-2021-70  
WAT-2021-71  
WAT-2021-73  
WAT-2021-74  
WAT-2021-75

## City Wide Projects (not pictured)

WAT-2013-156  
WAT-2013-157  
WAT-2013-158  
WAT-2013-163  
WAT-2016-17  
WAT-2016-89  
WAT-2016-94  
WAT-2017-34  
WAT-2019-30  
WAT-2020-13  
WAT-2020-35  
WAT-2020-47  
WAT-2020-52  
WAT-2021-14  
WAT-2021-22  
WAT-2021-68

## Begin Year

- |        |        |
|--------|--------|
| ● 2022 | ● 2025 |
| ● 2023 | ● 2026 |
| ● 2024 | ● 2027 |



Water/Source Wells and Booster Stations

9th & Pine Booster Station Rehabilitation

WAT-2019-13

Executive Summary

A new booster station and switch gear will be constructed at the same site. The project is in the planning phase.

Project Justification

The booster station is currently out of service and is needed for redundancy to the Intermediate Pressure Zone and future demands. The electrical system and pumps need to be upgraded to current standards. Currently, the 2300 switch gear is directly connected to Avista's high power voltage. The booster station contains older submersible style pumps, which are not energy efficient and are very expensive to maintain. The pump station is subsurface and the lids leak. The submersible pumps will be replaced with more efficient vertical turbines. Analysis of the water system for growth over the next 20-years has determined 9th & Pine booster station will be need to meet future demands.

*This project meets the following comprehensive plan goals and/or policies:*

CFU 1.2 - Operational Efficiency. This project will improve the operational efficiency by reducing required maintenance.  
CFU 2.1 - Available Public Facilities. Construction of this project will provide adequate infrastructure at the time of development.

Location

Other Location

9th Ave and Pine St

Project Status

Active

The project is the planning phase.

External Factors

Maintenance

*Maintenance of capital facilities, buildings and infrastructure has an impact on a Department’s operating budget, and thus routine maintenance costs for new and ongoing projects are identified in the table below.*

	2022	2023	2024	2025	2026	2027	Total
Expected Annual Maintenance	\$0	\$0	\$0	\$0	\$0	\$0	\$0

Maintenance Comments

Water/Source Wells and Booster Stations

9th & Pine Booster Station Rehabilitation

WAT-2019-13

Spending

Project Phase	Prior Spending	2021	Estimated Spending							Total
			2022	2023	2024	2025	2026	2027	6 Year Total	
Design	\$0	\$0	\$0	\$320,000	\$0	\$0	\$0	\$0	\$320,000	\$320,000
Planning	\$0	\$20,000	\$0	\$0	\$0	\$0	\$0	\$0	\$0	\$20,000
Total	\$0	\$20,000	\$0	\$320,000	\$0	\$0	\$0	\$0	\$320,000	\$340,000

Funding

Funding Name	Source	Status*	Prior Funding	2021	Estimated Funding							Total
					2022	2023	2024	2025	2026	2027	6 Year Total	
Utility Rates-IC	Local	Funded	\$0	\$20,000	\$0	\$320,000	\$0	\$0	\$0	\$0	\$320,000	\$340,000
Total			\$0	\$20,000	\$0	\$320,000	\$0	\$0	\$0	\$0	\$320,000	\$340,000

- \*Status definitions
- Unidentified: Funding source has not yet been determined
  - Identified: Funding source has been found, but not yet requested
  - Applied: Grant or loan application has been submitted, or budget has been requested
  - Awarded: Grant or loan has been offered but the contract has not yet been signed or budget has not yet been approved by Council
  - Encumbered: Project contract has been signed and funds have been allocated to spend on the project

**Water**/Source Wells and Booster Stations

**Havana Well**

WAT-2013-174

**Executive Summary**

This project will site, develop, and connect a well source to supplement the City’s existing water system.

**Project Justification**

Currently the city’s wells all lie in the north and eastern portions of the City. This project will increase efficiencies of operation by not pumping water as far, and increase system reliability and flexibility by not having all the wells in one location in the City.

*This project meets the following comprehensive plan goals and/or policies:*

CFU 1.2 - Operational Efficiency. The project will allow the water system to operate more efficiently by reducing pump distance from current wells. CFU 2.1 - Available Public Facilities. This project will allow the City to meet future demand without decreasing current level of service.

**Location**

Other Location

Havana Street between 6th and 7th Streets.

**Project Status**

Active

Six well casings have been drilled on the project site. Construction of the well station, pumps, motors and electrical equipment will follow in 2020. Three of the Six pumps will be installed in 2020 and 2021. The remaining 3 will be installed in 2026.

**External Factors**

**Maintenance**

*Maintenance of capital facilities, buildings and infrastructure has an impact on a Department’s operating budget, and thus routine maintenance costs for new and ongoing projects are identified in the table below.*

	2022	2023	2024	2025	2026	2027	Total
Expected Annual Maintenance	\$0	\$0	\$0	\$0	\$0	\$0	\$0

**Maintenance Comments**

Water/Source Wells and Booster Stations

Havana Well

WAT-2013-174

Spending

Project Phase	Prior Spending	2021	Estimated Spending							Total
			2022	2023	2024	2025	2026	2027	6 Year Total	
Construction	\$1,983,625	\$5,928,791	\$0	\$0	\$0	\$0	\$1,448,839	\$0	\$1,448,839	\$9,361,255
Design	\$200,000	\$0	\$0	\$0	\$0	\$0	\$0	\$0	\$0	\$200,000
Planning	\$100,000	\$0	\$0	\$0	\$0	\$0	\$0	\$0	\$0	\$100,000
Total	\$2,283,625	\$5,928,791	\$0	\$0	\$0	\$0	\$1,448,839	\$0	\$1,448,839	\$9,661,255

Funding

Funding Name	Source	Status*	Prior Funding	2021	Estimated Funding							Total
					2022	2023	2024	2025	2026	2027	6 Year Total	
Revenue Bond	---	Unfunded	\$3,818	\$0	\$0	\$0	\$0	\$0	\$0	\$0	\$0	\$3,818
Utility Rates-IC	Local	Funded	\$2,279,807	\$5,928,791	\$0	\$0	\$0	\$0	\$1,448,839	\$0	\$1,448,839	\$9,657,437
Total			\$2,283,625	\$5,928,791	\$0	\$0	\$0	\$0	\$1,448,839	\$0	\$1,448,839	\$9,661,255

\*Status definitions

- Unidentified: Funding source has not yet been determined
- Identified: Funding source has been found, but not yet requested
- Applied: Grant or loan application has been submitted, or budget has been requested
- Awarded: Grant or loan has been offered but the contract has not yet been signed or budget has not yet been approved by Council
- Encumbered: Project contract has been signed and funds have been allocated to spend on the project

Water/Source Wells and Booster Stations

Highland Booster Capacity Improvements

WAT-2021-12

Executive Summary

Modeling and analysis has determined that additional pumping capacity is needed to supply water to the Highland Reservoir.

Project Justification

The project is necessary to maintain levels of service to this pressure zone.

*This project meets the following comprehensive plan goals and/or policies:*

CFU 1.2 - Operational Efficiency. This project will improve the operational efficiency of the system. CFU 2.1 - Available Public Facilities. Construction of this project will provide adequate infrastructure for future growth.

Location

Other Location

To Be Determined within the Highland Pressure Zone.

Project Status

Active

The project is in the planning stages.

External Factors

None known.

Maintenance

*Maintenance of capital facilities, buildings and infrastructure has an impact on a Department’s operating budget, and thus routine maintenance costs for new and ongoing projects are identified in the table below.*

	2022	2023	2024	2025	2026	2027	Total
Expected Annual Maintenance	\$0	\$0	\$0	\$0	\$0	\$0	\$0

Maintenance Comments

Water/Source Wells and Booster Stations

Highland Booster Capacity Improvements

WAT-2021-12

Spending

Project Phase	Prior Spending	2021	Estimated Spending							Total
			2022	2023	2024	2025	2026	2027	6 Year Total	
Construction	\$0	\$0	\$0	\$0	\$0	\$0	\$0	\$5,000,000	\$5,000,000	\$5,000,000
Design	\$0	\$0	\$0	\$0	\$0	\$0	\$450,000	\$0	\$450,000	\$450,000
Planning	\$0	\$0	\$0	\$0	\$0	\$0	\$50,000	\$0	\$50,000	\$50,000
Total	\$0	\$0	\$0	\$0	\$0	\$0	\$500,000	\$5,000,000	\$5,500,000	\$5,500,000

Funding

Funding Name	Source	Status*	Prior Funding	2021	Estimated Funding							Total
					2022	2023	2024	2025	2026	2027	6 Year Total	
Private	Unidentified	Unfunded	\$0	\$0	\$0	\$0	\$0	\$0	\$500,000	\$5,000,000	\$5,500,000	\$5,500,000
Total			\$0	\$0	\$0	\$0	\$0	\$0	\$500,000	\$5,000,000	\$5,500,000	\$5,500,000

- \*Status definitions
- Unidentified: Funding source has not yet been determined
  - Identified: Funding source has been found, but not yet requested
  - Applied: Grant or loan application has been submitted, or budget has been requested
  - Awarded: Grant or loan has been offered but the contract has not yet been signed or budget has not yet been approved by Council
  - Encumbered: Project contract has been signed and funds have been allocated to spend on the project

Water/Source Wells and Booster Stations

Hoffman Well Station Rehabilitation

WAT-2013-172

Executive Summary

Hoffman Well Station has been evaluated to improve capacity and operation. The project will include installation of a new steel liner within the existing cracked casing. Also included are new pumps, motors, controls, and switchgears for both Well 1 and Well 2.

Project Justification

Well 2 has not been in production since the crack in the casing was discovered. This project will bring Well 2 back on line and restore the well's production capacity.

*This project meets the following comprehensive plan goals and/or policies:*

CFU 1.2 - Operational efficiency. This project improves operation efficiency through redundancy and increased capacity.  
CFU 1.3 - Maintenance. This project maintains an existing utility asset.

Location

Other Location

Wellesley Avenue and Hoffman Street in the northern portion of the City of Spokane.

Project Status

Active

Design of the project is complete and will be moving into construction in 2021.

External Factors

Council action is required to approve Water Rates in order to fully fund this project.

Maintenance

*Maintenance of capital facilities, buildings and infrastructure has an impact on a Department's operating budget, and thus routine maintenance costs for new and ongoing projects are identified in the table below.*

	2022	2023	2024	2025	2026	2027	Total
Expected Annual Maintenance	\$0	\$0	\$0	\$0	\$0	\$0	\$0

Maintenance Comments

Water/Source Wells and Booster Stations

Hoffman Well Station Rehabilitation

WAT-2013-172

Spending

Project Phase	Prior Spending	2021	Estimated Spending							Total
			2022	2023	2024	2025	2026	2027	6 Year Total	
Construction	\$92,223	\$3,382,778	\$5,000	\$0	\$0	\$0	\$0	\$0	\$5,000	\$3,480,001
Design	\$21,911	\$0	\$0	\$0	\$0	\$0	\$0	\$0	\$0	\$21,911
Total	\$114,134	\$3,382,778	\$5,000	\$0	\$0	\$0	\$0	\$0	\$5,000	\$3,501,912

Funding

Funding Name	Source	Status*	Prior Funding	2021	Estimated Funding							Total
					2022	2023	2024	2025	2026	2027	6 Year Total	
Utility Rates-IC	Local	Funded	\$114,134	\$3,382,778	\$5,000	\$0	\$0	\$0	\$0	\$0	\$5,000	\$3,501,912
Total			\$114,134	\$3,382,778	\$5,000	\$0	\$0	\$0	\$0	\$0	\$5,000	\$3,501,912

- \*Status definitions
- Unidentified: Funding source has not yet been determined
  - Identified: Funding source has been found, but not yet requested
  - Applied: Grant or loan application has been submitted, or budget has been requested
  - Awarded: Grant or loan has been offered but the contract has not yet been signed or budget has not yet been approved by Council
  - Encumbered: Project contract has been signed and funds have been allocated to spend on the project

Water/Source Wells and Booster Stations

Nevada Well Station Rehabilitation

WAT-2020-58

Executive Summary

The existing well station is in need of repair and is beyond its useful life. The station is no longer operating efficiently and is difficult to maintain.

Project Justification

This project is necessary for the City to continue to effectively supply water to the low pressure zone.

*This project meets the following comprehensive plan goals and/or policies:*

CFU 1.2 - Operational Efficiency. This project improves operational efficiency through increased capacity. CFU 1.3 - Maintenance. This project maintains an existing utility asset.

Location

Other Location

Water Department property at the intersection of Nevada and North Foothills.

Project Status

Active

Design is expected to begin in 2026.

External Factors

Maintenance

*Maintenance of capital facilities, buildings and infrastructure has an impact on a Department’s operating budget, and thus routine maintenance costs for new and ongoing projects are identified in the table below.*

	2022	2023	2024	2025	2026	2027	Total
Expected Annual Maintenance	\$0	\$0	\$0	\$0	\$0	\$0	\$0

Maintenance Comments

Water/Source Wells and Booster Stations

Nevada Well Station Rehabilitation

WAT-2020-58

Spending

Project Phase	Prior Spending	2021	Estimated Spending							Total
			2022	2023	2024	2025	2026	2027	6 Year Total	
Construction	\$0	\$0	\$0	\$0	\$0	\$0	\$0	\$5,000,000	\$5,000,000	\$5,000,000
Design	\$0	\$0	\$0	\$0	\$0	\$0	\$500,000	\$0	\$500,000	\$500,000
Total	\$0	\$0	\$0	\$0	\$0	\$0	\$500,000	\$5,000,000	\$5,500,000	\$5,500,000

Funding

Funding Name	Source	Status*	Prior Funding	2021	Estimated Funding							Total
					2022	2023	2024	2025	2026	2027	6 Year Total	
Utility Rates-IC	Local	Funded	\$0	\$0	\$0	\$0	\$0	\$0	\$500,000	\$5,000,000	\$5,500,000	\$5,500,000
Total			\$0	\$0	\$0	\$0	\$0	\$0	\$500,000	\$5,000,000	\$5,500,000	\$5,500,000

- \*Status definitions
- Unidentified: Funding source has not yet been determined
  - Identified: Funding source has been found, but not yet requested
  - Applied: Grant or loan application has been submitted, or budget has been requested
  - Awarded: Grant or loan has been offered but the contract has not yet been signed or budget has not yet been approved by Council
  - Encumbered: Project contract has been signed and funds have been allocated to spend on the project

Water/Source Wells and Booster Stations

Northwest Terrace PRV's

WAT-2021-13

Executive Summary

This initial analysis will identify the pressure reducing valve station that will allow for increased transmission main capacity in Indian Trail for the North Hill Pressure Zone. The valve would reduce pressures from Low Pressure Zone to Northwest Terrace.

Project Justification

This project will increase capacity in the Indian Trail area and North Hill Pressure Zone.

*This project meets the following comprehensive plan goals and/or policies:*

CFU 1.2 - Operational efficiency is improved to meet water demand and improve operational efficiency.

Location

Other Location

Approximate location is Frances and Assembly.

Project Status

Active

The project is in the planning and analysis phase. Construction costs will be inserted at a later date based on the results of this analysis phase.

External Factors

None known at this time.

Maintenance

*Maintenance of capital facilities, buildings and infrastructure has an impact on a Department’s operating budget, and thus routine maintenance costs for new and ongoing projects are identified in the table below.*

	2022	2023	2024	2025	2026	2027	Total
Expected Annual Maintenance	\$0	\$0	\$0	\$0	\$0	\$0	\$0

Maintenance Comments

Water/Source Wells and Booster Stations

Northwest Terrace PRV's

WAT-2021-13

Spending

Project Phase	Prior Spending	2021	Estimated Spending							Total
			2022	2023	2024	2025	2026	2027	6 Year Total	
Construction	\$0	\$0	\$0	\$0	\$0	\$0	\$0	\$0	\$0	\$0
Design	\$0	\$0	\$0	\$0	\$0	\$0	\$0	\$0	\$0	\$0
Planning	\$0	\$0	\$10,000	\$0	\$0	\$0	\$0	\$0	\$10,000	\$10,000
Total	\$0	\$0	\$10,000	\$0	\$0	\$0	\$0	\$0	\$10,000	\$10,000

Funding

Funding Name	Source	Status*	Prior Funding	2021	Estimated Funding							Total
					2022	2023	2024	2025	2026	2027	6 Year Total	
Utility Rates-IC	Local	Funded	\$0	\$0	\$10,000	\$0	\$0	\$0	\$0	\$0	\$10,000	\$10,000
Total			\$0	\$0	\$10,000	\$0	\$0	\$0	\$0	\$0	\$10,000	\$10,000

\*Status definitions

- Unidentified: Funding source has not yet been determined
- Identified: Funding source has been found, but not yet requested
- Applied: Grant or loan application has been submitted, or budget has been requested
- Awarded: Grant or loan has been offered but the contract has not yet been signed or budget has not yet been approved by Council
- Encumbered: Project contract has been signed and funds have been allocated to spend on the project

Water/Source Wells and Booster Stations

Plains System New Booster

WAT-2012-141

Executive Summary

Design and construct a new booster station to increase supply to the West Plains area.

Project Justification

A new booster station will be constructed in the West Plains area. The new booster station will improve water service to the Plains Pressure System by providing redundancy and increased capacity. The exact location of this booster station has not been determined, but is needed in the vicinity of the existing Spotted Road Booster Station. This booster station will supply customers and the increasing demands south and west of the Spokane International Airport area. Demand in the Plains System is increasing as marketable land near and around the Spokane International Airport develops. This proposed booster station will balance our system of supply by eliminating a weak link in the supply system that provides water to this area.

*This project meets the following comprehensive plan goals and/or policies:*

CFU 2.1 - Available Public Facilities. This project will help to meet growth in the West Plains. CFU 1.2 - Operational Efficiency. This project will help to improve the efficiency of the system in the West Plains.

Location

Other Location

North of the Spokane International Airport in the vicinity of the existing Spotted Road Booster Station.

Project Status

Active

The project is currently in the planning stage.

External Factors

West Plains PDA will have oversight on how this project will be funded.

Maintenance

*Maintenance of capital facilities, buildings and infrastructure has an impact on a Department’s operating budget, and thus routine maintenance costs for new and ongoing projects are identified in the table below.*

	2022	2023	2024	2025	2026	2027	Total
Expected Annual Maintenance	\$0	\$0	\$0	\$0	\$0	\$0	\$0

Maintenance Comments

Water/Source Wells and Booster Stations

Plains System New Booster

WAT-2012-141

Spending

Project Phase	Prior Spending	2021	Estimated Spending							Total
			2022	2023	2024	2025	2026	2027	6 Year Total	
Construction	\$0	\$0	\$0	\$0	\$2,554,971	\$1,900,000	\$135,029	\$0	\$4,590,000	\$4,590,000
Design	\$14,971	\$0	\$0	\$150,000	\$345,029	\$0	\$0	\$0	\$495,029	\$510,000
Total	\$14,971	\$0	\$0	\$150,000	\$2,900,000	\$1,900,000	\$135,029	\$0	\$5,085,029	\$5,100,000

Funding

Funding Name	Source	Status*	Prior Funding	2021	Estimated Funding							Total
					2022	2023	2024	2025	2026	2027	6 Year Total	
Private	Unidentified	Unfunded	\$14,971	\$0	\$0	\$150,000	\$2,900,000	\$1,900,000	\$135,029	\$0	\$5,085,029	\$5,100,000
Total			\$14,971	\$0	\$0	\$150,000	\$2,900,000	\$1,900,000	\$135,029	\$0	\$5,085,029	\$5,100,000

- \*Status definitions
- Unidentified: Funding source has not yet been determined
  - Identified: Funding source has been found, but not yet requested
  - Applied: Grant or loan application has been submitted, or budget has been requested
  - Awarded: Grant or loan has been offered but the contract has not yet been signed or budget has not yet been approved by Council
  - Encumbered: Project contract has been signed and funds have been allocated to spend on the project

Water/Source Wells and Booster Stations

Ray Street Well Station Update

WAT-2016-95

Executive Summary

Upgrades to Ray Street Well Station will include extending existing pump intakes deeper into the aquifer and adding a pump to Well 2, which currently only has one pump. The power system will also be upgraded.

Project Justification

Upgrading the wells will help maintain the well station capacity in late summer months and during drought conditions with the seasonal variations in aquifer levels. Upgrading the power system will increase resiliency of the well station.

*This project meets the following comprehensive plan goals and/or policies:*

CFU 1.2 - Operational Efficiency. Project will improve the operational efficiency by making more water available during drought. CFU 1.3 - Maintenance. The project upgrades the existing well by lowering intakes and adding a pump.

Location

Other Location

Ray Street Well Station

Project Status

Active

The well station was evaluated as part of a study conducted in 2018. Design will begin in 2022.

External Factors

Maintenance

*Maintenance of capital facilities, buildings and infrastructure has an impact on a Department's operating budget, and thus routine maintenance costs for new and ongoing projects are identified in the table below.*

	2022	2023	2024	2025	2026	2027	Total
Expected Annual Maintenance	\$0	\$0	\$0	\$0	\$0	\$0	\$0

Maintenance Comments

Water/Source Wells and Booster Stations

Ray Street Well Station Update

WAT-2016-95

Spending

Project Phase	Prior Spending	2021	Estimated Spending							Total
			2022	2023	2024	2025	2026	2027	6 Year Total	
Construction	\$0	\$0	\$0	\$2,244,730	\$0	\$0	\$0	\$0	\$2,244,730	\$2,244,730
Design	\$5,270	\$0	\$500,000	\$0	\$0	\$0	\$0	\$0	\$500,000	\$505,270
Total	\$5,270	\$0	\$500,000	\$2,244,730	\$0	\$0	\$0	\$0	\$2,744,730	\$2,750,000

Funding

Funding Name	Source	Status*	Prior Funding	2021	Estimated Funding							Total
					2022	2023	2024	2025	2026	2027	6 Year Total	
Utility Rates-IC	Local	Funded	\$5,270	\$0	\$500,000	\$2,244,730	\$0	\$0	\$0	\$0	\$2,744,730	\$2,750,000
Total			\$5,270	\$0	\$500,000	\$2,244,730	\$0	\$0	\$0	\$0	\$2,744,730	\$2,750,000

- \*Status definitions
- Unidentified: Funding source has not yet been determined
  - Identified: Funding source has been found, but not yet requested
  - Applied: Grant or loan application has been submitted, or budget has been requested
  - Awarded: Grant or loan has been offered but the contract has not yet been signed or budget has not yet been approved by Council
  - Encumbered: Project contract has been signed and funds have been allocated to spend on the project

Water/Source Wells and Booster Stations

Study - Nevada Well Station Rehabilitation

WAT-2020-52

Executive Summary

Nevada Well Station consists of a large caisson well design containing 4 pumps. Two 800 HP vertical turbine pumps and two 400 HP submersible pumps for a total station capacity of 31,000 GPM. The study is required to determine the best method of station rehabilitation.

Project Justification

The Nevada Well Station is one of three well stations providing water to the Low Pressure Zone and is the second largest contributor to this base zone which feed much of the water system. Two of the pumps are older submersible style pumps which are not energy efficient and are very expensive to maintain and have long lead times for repair. All of the aging infrastructure at this station is reaching the end of its useful life and requires rehabilitation for safe reliable and efficient operation. This station is critical for operational flexibility and redundancy to maintain adequate water service.

*This project meets the following comprehensive plan goals and/or policies:*

CFU 1.2 - Operational Efficiency. CFU 1.3 - Maintenance.

Location

Other Location

Nevada Well Station located near the intersection of North Foothills Drive and Hamilton St.

Project Status

Active

Study in 2021/2022.

External Factors

Maintenance

*Maintenance of capital facilities, buildings and infrastructure has an impact on a Department’s operating budget, and thus routine maintenance costs for new and ongoing projects are identified in the table below.*

	2022	2023	2024	2025	2026	2027	Total
Expected Annual Maintenance	\$0	\$0	\$0	\$0	\$0	\$0	\$0

Maintenance Comments

Water/Source Wells and Booster Stations

Study - Nevada Well Station Rehabilitation

WAT-2020-52

Spending

Project Phase	Prior Spending	2021	Estimated Spending							Total
			2022	2023	2024	2025	2026	2027	6 Year Total	
Planning	\$0	\$100,000	\$200,000	\$0	\$0	\$0	\$0	\$0	\$200,000	\$300,000
Total	\$0	\$100,000	\$200,000	\$0	\$0	\$0	\$0	\$0	\$200,000	\$300,000

Funding

Funding Name	Source	Status*	Prior Funding	2021	Estimated Funding							Total
					2022	2023	2024	2025	2026	2027	6 Year Total	
Utility Rates-IC	Local	Funded	\$0	\$100,000	\$200,000	\$0	\$0	\$0	\$0	\$0	\$200,000	\$300,000
Total			\$0	\$100,000	\$200,000	\$0	\$0	\$0	\$0	\$0	\$200,000	\$300,000

- \*Status definitions
- Unidentified: Funding source has not yet been determined
  - Identified: Funding source has been found, but not yet requested
  - Applied: Grant or loan application has been submitted, or budget has been requested
  - Awarded: Grant or loan has been offered but the contract has not yet been signed or budget has not yet been approved by Council
  - Encumbered: Project contract has been signed and funds have been allocated to spend on the project

**Water**/Source Wells and Booster Stations

**Study - Water Capital Facilities Plan**

WAT-2016-17

**Executive Summary**

This analysis of the water system will determine where improvements are needed within the next 20 years as part of Link-Utilities and create a capital facilities plan.

**Project Justification**

This project is necessary to plan the appropriate improvements needed to keep the water system functioning as necessary.

*This project meets the following comprehensive plan goals and/or policies:*

CFU 2.2 - Concurrency Management System requires Capital Facility programs.

**Location**

Other Location

City-wide.

**Project Status**

Active

This analysis work began in 2016.

**External Factors**

None known.

**Maintenance**

*Maintenance of capital facilities, buildings and infrastructure has an impact on a Department’s operating budget, and thus routine maintenance costs for new and ongoing projects are identified in the table below.*

	2022	2023	2024	2025	2026	2027	Total
Expected Annual Maintenance	\$0	\$0	\$0	\$0	\$0	\$0	\$0

**Maintenance Comments**

Water/Source Wells and Booster Stations

Study - Water Capital Facilities Plan

WAT-2016-17

Spending

Project Phase	Prior Spending	2021	Estimated Spending							Total
			2022	2023	2024	2025	2026	2027	6 Year Total	
Planning	\$555,490	\$1,005,338	\$350,000	\$300,000	\$0	\$0	\$0	\$0	\$650,000	\$2,210,828
Total	\$555,490	\$1,005,338	\$350,000	\$300,000	\$0	\$0	\$0	\$0	\$650,000	\$2,210,828

Funding

Funding Name	Source	Status*	Prior Funding	2021	Estimated Funding							Total
					2022	2023	2024	2025	2026	2027	6 Year Total	
Utility Rates-IC	Local	Funded	\$555,490	\$1,005,338	\$350,000	\$300,000	\$0	\$0	\$0	\$0	\$650,000	\$2,210,828
Total			\$555,490	\$1,005,338	\$350,000	\$300,000	\$0	\$0	\$0	\$0	\$650,000	\$2,210,828

- \*Status definitions
- Unidentified: Funding source has not yet been determined
  - Identified: Funding source has been found, but not yet requested
  - Applied: Grant or loan application has been submitted, or budget has been requested
  - Awarded: Grant or loan has been offered but the contract has not yet been signed or budget has not yet been approved by Council
  - Encumbered: Project contract has been signed and funds have been allocated to spend on the project

Water/Source Wells and Booster Stations

Study - Water System Vulnerability Assessment

WAT-2019-30

Executive Summary

The risk and resiliency report of the water system was completed in March of 2020. Subsequently, an emergency response plan needs to be developed. Phillips 66 is providing funding towards assessment for the Yellowstone pipeline impacts

Project Justification

America's Water Infrastructure Act of 2018 requires water systems that serve more than 3,300 people to prepare vulnerability assessments of the risks and resilience of its system.

*This project meets the following comprehensive plan goals and/or policies:*

CFU 1.2 - Operational Efficiency-project outcomes will both improve operational efficiency or reduce costs by increasing the capacity or life expectancy of existing wells.

Location

Other Location

System-wide throughout the water system.

Project Status

Active

The study is in progress.

External Factors

Maintenance

*Maintenance of capital facilities, buildings and infrastructure has an impact on a Department's operating budget, and thus routine maintenance costs for new and ongoing projects are identified in the table below.*

	2022	2023	2024	2025	2026	2027	Total
Expected Annual Maintenance	\$0	\$0	\$0	\$0	\$0	\$0	\$0

Maintenance Comments

**Water/Source Wells and Booster Stations****Study - Water System Vulnerability Assessment**

WAT-2019-30

**Spending**

Project Phase	Prior Spending	2021	Estimated Spending							Total
			2022	2023	2024	2025	2026	2027	6 Year Total	
Planning	\$0	\$0	\$150,000	\$50,000	\$0	\$0	\$0	\$0	\$200,000	\$200,000
Total	\$0	\$0	\$150,000	\$50,000	\$0	\$0	\$0	\$0	\$200,000	\$200,000

**Funding**

Funding Name	Source	Status*	Prior Funding	2021	Estimated Funding							Total
					2022	2023	2024	2025	2026	2027	6 Year Total	
Grant-Phillips 66	Unidentified	Funded	\$0	\$0	\$75,000	\$0	\$0	\$0	\$0	\$0	\$75,000	\$75,000
Utility Rates-IC	Local	Funded	\$0	\$0	\$75,000	\$50,000	\$0	\$0	\$0	\$0	\$125,000	\$125,000
Total			\$0	\$0	\$150,000	\$50,000	\$0	\$0	\$0	\$0	\$200,000	\$200,000

**\*Status definitions**

- Unidentified: Funding source has not yet been determined
- Identified: Funding source has been found, but not yet requested
- Applied: Grant or loan application has been submitted, or budget has been requested
- Awarded: Grant or loan has been offered but the contract has not yet been signed or budget has not yet been approved by Council
- Encumbered: Project contract has been signed and funds have been allocated to spend on the project

Water/Source Wells and Booster Stations

Study-Well Transmission Optimization

WAT-2021-14

Executive Summary

This study will inform on the best way for the City to optimize transmission from the various well stations. There may be scenarios where it would be more efficient for one pressure zone to be pulling from a well that currently does not feed that zone.

Project Justification

Demand and growth as well as a new well station have changed how we deliver water to the various pressure zones. This study will inform on whether there may be a more efficient way to do that than what we are currently doing.

*This project meets the following comprehensive plan goals and/or policies:*

CFU 1.2 - Operational Efficiency-project outcomes will both improve operational efficiency or reduce costs by increasing the capacity or life expectancy of existing assets.

Location

Other Location

This is a study on well stations located throughout the City.

Project Status

Active

Study is scheduled to begin in 2022.

External Factors

None known.

Maintenance

*Maintenance of capital facilities, buildings and infrastructure has an impact on a Department's operating budget, and thus routine maintenance costs for new and ongoing projects are identified in the table below.*

	2022	2023	2024	2025	2026	2027	Total
Expected Annual Maintenance	\$0	\$0	\$0	\$0	\$0	\$0	\$0

Maintenance Comments

Water/Source Wells and Booster Stations

Study-Well Transmission Optimization

WAT-2021-14

Spending

Project Phase	Prior Spending	2021	Estimated Spending							Total
			2022	2023	2024	2025	2026	2027	6 Year Total	
Planning	\$0	\$0	\$100,000	\$50,000	\$0	\$0	\$0	\$0	\$150,000	\$150,000
Total	\$0	\$0	\$100,000	\$50,000	\$0	\$0	\$0	\$0	\$150,000	\$150,000

Funding

Funding Name	Source	Status*	Prior Funding	2021	Estimated Funding							Total
					2022	2023	2024	2025	2026	2027	6 Year Total	
Utility Rates-IC	Local	Funded	\$0	\$0	\$100,000	\$50,000	\$0	\$0	\$0	\$0	\$150,000	\$150,000
Total			\$0	\$0	\$100,000	\$50,000	\$0	\$0	\$0	\$0	\$150,000	\$150,000

- \*Status definitions
- Unidentified: Funding source has not yet been determined
  - Identified: Funding source has been found, but not yet requested
  - Applied: Grant or loan application has been submitted, or budget has been requested
  - Awarded: Grant or loan has been offered but the contract has not yet been signed or budget has not yet been approved by Council
  - Encumbered: Project contract has been signed and funds have been allocated to spend on the project

**Water**/Source Wells and Booster Stations

**Well Electric Well Station Update**

WAT-2016-94

**Executive Summary**

The Well Evaluation Study determined that a new vertical well field on the Well Electric Well Station property will meet the objectives of improving the reliable capacity and augmenting yields. This project funds the investigation needed to construct a new well station and the construction.

**Project Justification**

The deep sand layer discovered beneath the Well Electric Well Station creates an opportunity to install deeper wells in the aquifer to minimize the likelihood of inducing nearby river water, especially during periods of high river flow and increase capacity. Because only one bore hole was drilled, a second bore hole needs to be drilled and tested to confirm the capability of the a new well field.

*This project meets the following comprehensive plan goals and/or policies:*

CFU 1.2 - Operational Efficiency. This project will improve the operational efficiency by reducing required maintenance.  
CFU 1.3 - Maintenance. This project will rehabilitate an existing capital facility.

**Location**

Other Location  
Well Electric Well Station.

**Project Status**

Active  
The well station evaluation has been completed. Design is scheduled to begin in 2021.

**External Factors**

**Maintenance**

*Maintenance of capital facilities, buildings and infrastructure has an impact on a Department's operating budget, and thus routine maintenance costs for new and ongoing projects are identified in the table below.*

	2022	2023	2024	2025	2026	2027	Total
Expected Annual Maintenance	\$0	\$0	\$0	\$0	\$0	\$0	\$0

**Maintenance Comments**

Water/Source Wells and Booster Stations

Well Electric Well Station Update

WAT-2016-94

Spending

Project Phase	Prior Spending	2021	Estimated Spending							Total
			2022	2023	2024	2025	2026	2027	6 Year Total	
Construction	\$0	\$0	\$0	\$0	\$0	\$5,000,000	\$8,000,000	\$5,000,000	\$18,000,000	\$18,000,000
Design	\$0	\$0	\$1,250,000	\$1,250,000	\$500,000	\$0	\$0	\$0	\$3,000,000	\$3,000,000
Planning	\$0	\$500,000	\$0	\$0	\$0	\$0	\$0	\$0	\$0	\$500,000
Total	\$0	\$500,000	\$1,250,000	\$1,250,000	\$500,000	\$5,000,000	\$8,000,000	\$5,000,000	\$21,000,000	\$21,500,000

Funding

Funding Name	Source	Status*	Prior Funding	2021	Estimated Funding							Total
					2022	2023	2024	2025	2026	2027	6 Year Total	
Utility Rates-IC	Local	Funded	\$0	\$500,000	\$1,250,000	\$1,250,000	\$500,000	\$5,000,000	\$8,000,000	\$5,000,000	\$21,000,000	\$21,500,000
Total			\$0	\$500,000	\$1,250,000	\$1,250,000	\$500,000	\$5,000,000	\$8,000,000	\$5,000,000	\$21,000,000	\$21,500,000

- \*Status definitions
- Unidentified: Funding source has not yet been determined
  - Identified: Funding source has been found, but not yet requested
  - Applied: Grant or loan application has been submitted, or budget has been requested
  - Awarded: Grant or loan has been offered but the contract has not yet been signed or budget has not yet been approved by Council
  - Encumbered: Project contract has been signed and funds have been allocated to spend on the project

Water/Storage Systems

Fire Suppression System Upgrades

WAT-2020-35

**Executive Summary**

This project will identify where fire suppression upgrades are needed throughout the City. These upgrades may include storage system improvements, booster pump/station improvements and transmission main improvements needed to bring existing fire suppression storage deficiencies up to standard.

**Project Justification**

This project is necessary for public safety.

*This project meets the following comprehensive plan goals and/or policies:*

CFU 1.1 - Level of Service. CFU 1.2 - Operational Efficiency.

**Location**

Other Location

Projects will occur throughout the City as deficiencies are identified in the system.

**Project Status**

Active

Study work will occur in 2022 prior to construction being scheduled.

**External Factors**

**Maintenance**

*Maintenance of capital facilities, buildings and infrastructure has an impact on a Department’s operating budget, and thus routine maintenance costs for new and ongoing projects are identified in the table below.*

	2022	2023	2024	2025	2026	2027	Total
Expected Annual Maintenance	\$0	\$0	\$0	\$0	\$0	\$0	\$0

**Maintenance Comments**

Water/Storage Systems

Fire Suppression System Upgrades

WAT-2020-35

Spending

Project Phase	Prior Spending	2021	Estimated Spending							Total
			2022	2023	2024	2025	2026	2027	6 Year Total	
Construction	\$0	\$0	\$0	\$0	\$0	\$0	\$0	\$0	\$0	\$0
Design	\$0	\$0	\$270,000	\$0	\$0	\$0	\$0	\$0	\$270,000	\$270,000
Total	\$0	\$0	\$270,000	\$0	\$0	\$0	\$0	\$0	\$270,000	\$270,000

Funding

Funding Name	Source	Status*	Prior Funding	2021	Estimated Funding							Total
					2022	2023	2024	2025	2026	2027	6 Year Total	
Utility Rates-IC	Local	Funded	\$0	\$0	\$270,000	\$0	\$0	\$0	\$0	\$0	\$270,000	\$270,000
Total			\$0	\$0	\$270,000	\$0	\$0	\$0	\$0	\$0	\$270,000	\$270,000

- \*Status definitions
- Unidentified: Funding source has not yet been determined
  - Identified: Funding source has been found, but not yet requested
  - Applied: Grant or loan application has been submitted, or budget has been requested
  - Awarded: Grant or loan has been offered but the contract has not yet been signed or budget has not yet been approved by Council
  - Encumbered: Project contract has been signed and funds have been allocated to spend on the project

Water/Storage Systems

High System Tank

WAT-2013-173

Executive Summary

This project will construct a 1.9 MG reservoir to increase the amount of storage in the High Pressure Zone and improve operational reliability in the summer months.

Project Justification

The High Pressure Zone currently has insufficient water storage for operational purposes. During summer months, the pump stations serving this pressure zone operate in excess of the firm capacity allowed to meet demands. This project would allow this system meet state requirements for storage and pumping. Cost savings may be possible with natural surface access road rather than pavement and with a shorter connection pipeline. Rock excavation will be required for the pipeline regardless of route selected.

*This project meets the following comprehensive plan goals and/or policies:*

CFU 1.1 - Level of Service. CFU 1.2 - Operational Efficiency.

Location

Other Location  
31st Ave and Napa St

Project Status

Active  
This project is in the scoping phase to determine the precise location of the tank.

External Factors

Maintenance

*Maintenance of capital facilities, buildings and infrastructure has an impact on a Department’s operating budget, and thus routine maintenance costs for new and ongoing projects are identified in the table below.*

	2022	2023	2024	2025	2026	2027	Total
Expected Annual Maintenance	\$0	\$0	\$0	\$0	\$0	\$0	\$0

Maintenance Comments

Water/Storage Systems

High System Tank

WAT-2013-173

Spending

Project Phase	Prior Spending	2021	Estimated Spending							Total
			2022	2023	2024	2025	2026	2027	6 Year Total	
Construction	\$0	\$0	\$0	\$3,373,486	\$3,373,486	\$0	\$0	\$0	\$6,746,972	\$6,746,972
Design	\$233,039	\$150,000	\$50,000	\$0	\$0	\$0	\$0	\$0	\$50,000	\$433,039
Land purchase	\$250,000	\$0	\$0	\$0	\$0	\$0	\$0	\$0	\$0	\$250,000
Total	\$483,039	\$150,000	\$50,000	\$3,373,486	\$3,373,486	\$0	\$0	\$0	\$6,796,972	\$7,430,011

Funding

Funding Name	Source	Status*	Prior Funding	2021	Estimated Funding							Total
					2022	2023	2024	2025	2026	2027	6 Year Total	
Utility Rates-IC	Local	Funded	\$483,039	\$150,000	\$50,000	\$3,373,486	\$3,373,486	\$0	\$0	\$0	\$6,796,972	\$7,430,011
Total			\$483,039	\$150,000	\$50,000	\$3,373,486	\$3,373,486	\$0	\$0	\$0	\$6,796,972	\$7,430,011

- \*Status definitions
- Unidentified: Funding source has not yet been determined
  - Identified: Funding source has been found, but not yet requested
  - Applied: Grant or loan application has been submitted, or budget has been requested
  - Awarded: Grant or loan has been offered but the contract has not yet been signed or budget has not yet been approved by Council
  - Encumbered: Project contract has been signed and funds have been allocated to spend on the project

Water/Storage Systems

Indian Trail Reservoir Frontage Improvements

WAT-2020-51

Executive Summary

The project includes frontage improvements on Strong Road at the Indian Trail Reservoir site. These improvements will include paving, sidewalk, curb and landscaping (1/2 width). Extension of transmission mains in Strong and Tessa Ct are also included as well as a culvert in Tessa Ct.

Project Justification

The project is necessary as part of the developer agreement.

*This project meets the following comprehensive plan goals and/or policies:*

CFU 3.2 - Coordination of Utility Installations. CFU 5.3 - Stormwater.

Location

Other Location

Strong Road and Tessa Ct.

Project Status

Active

Project will begin design in 2022.

External Factors

Coordination with development work.

Maintenance

*Maintenance of capital facilities, buildings and infrastructure has an impact on a Department’s operating budget, and thus routine maintenance costs for new and ongoing projects are identified in the table below.*

	2022	2023	2024	2025	2026	2027	Total
Expected Annual Maintenance	\$0	\$0	\$0	\$0	\$0	\$0	\$0

Maintenance Comments

Water/Storage Systems

Indian Trail Reservoir Frontage Improvements

WAT-2020-51

Spending

Project Phase	Prior Spending	2021	Estimated Spending							Total
			2022	2023	2024	2025	2026	2027	6 Year Total	
Construction	\$0	\$0	\$0	\$440,000	\$0	\$0	\$0	\$0	\$440,000	\$440,000
Design	\$0	\$0	\$44,000	\$0	\$0	\$0	\$0	\$0	\$44,000	\$44,000
Total	\$0	\$0	\$44,000	\$440,000	\$0	\$0	\$0	\$0	\$484,000	\$484,000

Funding

Funding Name	Source	Status*	Prior Funding	2021	Estimated Funding							Total
					2022	2023	2024	2025	2026	2027	6 Year Total	
Utility Rates-IC	Local	Funded	\$0	\$0	\$44,000	\$440,000	\$0	\$0	\$0	\$0	\$484,000	\$484,000
Total			\$0	\$0	\$44,000	\$440,000	\$0	\$0	\$0	\$0	\$484,000	\$484,000

- \*Status definitions
- Unidentified: Funding source has not yet been determined
  - Identified: Funding source has been found, but not yet requested
  - Applied: Grant or loan application has been submitted, or budget has been requested
  - Awarded: Grant or loan has been offered but the contract has not yet been signed or budget has not yet been approved by Council
  - Encumbered: Project contract has been signed and funds have been allocated to spend on the project

Water/Storage Systems

SIA System Additional Reservoir

WAT-2013-167

Executive Summary

This project will construct an additional 3.6 MG in storage for the SIA Pressure Zone. A site has been identified on airport property that will not require property purchase; however, if another site selected, purchase may be required.

Project Justification

The two existing reservoirs in the SIA system are not of adequate capacity to fully serve existing demand in the pressure zone. The older existing tank is in poor condition and requires replacement. The new reservoir will both provide adequate storage for existing demands and for future growth around the airport.

*This project meets the following comprehensive plan goals and/or policies:*

CFU 1.2 - Operational Efficiency for the Plains Pressure Zone. CFU 2.1 - Available Public Facilities to provide adequate service today and meet potential industrial growth.

Location

Other Location

Near Spokane International Airport.

Project Status

Active

The project is in the design phase.

External Factors

Federal Aviation Administration (FAA) permitting.

Maintenance

*Maintenance of capital facilities, buildings and infrastructure has an impact on a Department’s operating budget, and thus routine maintenance costs for new and ongoing projects are identified in the table below.*

	2022	2023	2024	2025	2026	2027	Total
Expected Annual Maintenance	\$0	\$0	\$0	\$0	\$0	\$0	\$0

Maintenance Comments

Water/Storage Systems

SIA System Additional Reservoir

WAT-2013-167

Spending

Project Phase	Prior Spending	2021	Estimated Spending							Total
			2022	2023	2024	2025	2026	2027	6 Year Total	
Construction	\$0	\$0	\$8,600,000	\$2,100,000	\$1,000,000	\$0	\$0	\$0	\$11,700,000	\$11,700,000
Design	\$209,095	\$50,000	\$0	\$0	\$0	\$0	\$0	\$0	\$0	\$259,095
Planning	\$0	\$0	\$0	\$0	\$0	\$0	\$0	\$0	\$0	\$0
Total	\$209,095	\$50,000	\$8,600,000	\$2,100,000	\$1,000,000	\$0	\$0	\$0	\$11,700,000	\$11,959,095

Funding

Funding Name	Source	Status*	Prior Funding	2021	Estimated Funding							Total
					2022	2023	2024	2025	2026	2027	6 Year Total	
Loan-DWSRF	Unidentified	Funded	\$0	\$0	\$3,000,000	\$0	\$0	\$0	\$0	\$0	\$3,000,000	\$3,000,000
Loan-PTWF	Unidentified	Funded	\$50,408	\$50,000	\$5,600,000	\$2,100,000	\$199,592	\$0	\$0	\$0	\$7,899,592	\$8,000,000
Utility Rates-IC	Local	Funded	\$158,687	\$0	\$0	\$0	\$800,408	\$0	\$0	\$0	\$800,408	\$959,095
Total			\$209,095	\$50,000	\$8,600,000	\$2,100,000	\$1,000,000	\$0	\$0	\$0	\$11,700,000	\$11,959,095

- \*Status definitions
- Unidentified: Funding source has not yet been determined
  - Identified: Funding source has been found, but not yet requested
  - Applied: Grant or loan application has been submitted, or budget has been requested
  - Awarded: Grant or loan has been offered but the contract has not yet been signed or budget has not yet been approved by Council
  - Encumbered: Project contract has been signed and funds have been allocated to spend on the project

Water/Storage Systems

Thorpe Road Reservoir No. 2

WAT-2012-184

Executive Summary

This project will construct a 5.0 million gallon second reservoir next to the existing one on Thorpe Road.

Project Justification

The storage analysis for the Capital Facility Plan for Water (20 year plan) has determined additional storage is needed for the Low Pressure Zone. The existing reservoir serves the Low Pressure Zone and the new reservoir will provide redundancy and additional capacity for growth in the Spokane International Airport (SIA) and Plains pressure zones on the West Plains.

*This project meets the following comprehensive plan goals and/or policies:*

CFU 1.2 - Operational Efficiency. This project will improve the operational efficiency by reducing required maintenance.  
CFU 2.1 - Available Public Facilities. Construction of this project will provide adequate infrastructure at the time of development.

Location

Other Location

Adjacent to the existing Thorpe road reservoir located West of Spokane near Thorpe Road, south of Interstate 90.

Project Status

Active

The project is in the planning stages.

External Factors

Maintenance

*Maintenance of capital facilities, buildings and infrastructure has an impact on a Department’s operating budget, and thus routine maintenance costs for new and ongoing projects are identified in the table below.*

	2022	2023	2024	2025	2026	2027	Total
Expected Annual Maintenance	\$0	\$0	\$0	\$0	\$0	\$0	\$0

Maintenance Comments

Water/Storage Systems

Thorpe Road Reservoir No. 2

WAT-2012-184

Spending

Project Phase	Prior Spending	2021	Estimated Spending							Total
			2022	2023	2024	2025	2026	2027	6 Year Total	
Construction	\$0	\$0	\$0	\$0	\$5,000,000	\$4,000,000	\$0	\$0	\$9,000,000	\$9,000,000
Design	\$0	\$0	\$0	\$500,000	\$0	\$0	\$0	\$0	\$500,000	\$500,000
Planning	\$0	\$0	\$20,000	\$0	\$0	\$0	\$0	\$0	\$20,000	\$20,000
Total	\$0	\$0	\$20,000	\$500,000	\$5,000,000	\$4,000,000	\$0	\$0	\$9,520,000	\$9,520,000

Funding

Funding Name	Source	Status*	Prior Funding	2021	Estimated Funding							Total
					2022	2023	2024	2025	2026	2027	6 Year Total	
Utility Rates-IC	Local	Funded	\$0	\$0	\$20,000	\$500,000	\$5,000,000	\$4,000,000	\$0	\$0	\$9,520,000	\$9,520,000
Total			\$0	\$0	\$20,000	\$500,000	\$5,000,000	\$4,000,000	\$0	\$0	\$9,520,000	\$9,520,000

- \*Status definitions
- Unidentified: Funding source has not yet been determined
  - Identified: Funding source has been found, but not yet requested
  - Applied: Grant or loan application has been submitted, or budget has been requested
  - Awarded: Grant or loan has been offered but the contract has not yet been signed or budget has not yet been approved by Council
  - Encumbered: Project contract has been signed and funds have been allocated to spend on the project

**Water/Vehicles and Equipment**

**Backhoe**

WAT-2018-121

**Executive Summary**

Replace Existing Backhoe.

**Project Justification**

The current aging backhoe is past its useful life. The existing condition of the backhoe is to the point where repair and maintenance costs are greater than justifiable and the reliability of the equipment used in daily operations is becoming questionable.

*This project meets the following comprehensive plan goals and/or policies:*

CFU 1.3 - Maintenance. CFU 6.5 - Infrastructure Maintenance.

**Location**

Other Location

914 E. North Foothills Dr.

**Project Status**

Active

Purchase 2022

**External Factors**

Council Action to approve expenditure of funds.

**Maintenance**

*Maintenance of capital facilities, buildings and infrastructure has an impact on a Department’s operating budget, and thus routine maintenance costs for new and ongoing projects are identified in the table below.*

	2022	2023	2024	2025	2026	2027	Total
Expected Annual Maintenance	\$0	\$0	\$0	\$0	\$0	\$0	\$0

**Maintenance Comments**

Water/Vehicles and Equipment

Backhoe

WAT-2018-121

Spending

Project Phase	Prior Spending	2021	Estimated Spending							Total
			2022	2023	2024	2025	2026	2027	6 Year Total	
Purchases	\$0	\$0	\$0	\$350,000	\$350,000	\$0	\$350,000	\$0	\$1,050,000	\$1,050,000
Total	\$0	\$0	\$0	\$350,000	\$350,000	\$0	\$350,000	\$0	\$1,050,000	\$1,050,000

Funding

Funding Name	Source	Status*	Prior Funding	2021	Estimated Funding							Total
					2022	2023	2024	2025	2026	2027	6 Year Total	
Utility Rates - Water	Identified	Funded	\$0	\$0	\$0	\$350,000	\$350,000	\$0	\$350,000	\$0	\$1,050,000	\$1,050,000
Total			\$0	\$0	\$0	\$350,000	\$350,000	\$0	\$350,000	\$0	\$1,050,000	\$1,050,000

\*Status definitions

- Unidentified: Funding source has not yet been determined
- Identified: Funding source has been found, but not yet requested
- Applied: Grant or loan application has been submitted, or budget has been requested
- Awarded: Grant or loan has been offered but the contract has not yet been signed or budget has not yet been approved by Council
- Encumbered: Project contract has been signed and funds have been allocated to spend on the project

**Water/Vehicles and Equipment**

**Chlorine Truck**

WAT-2021-74

**Executive Summary**

Replacement of Chlorine truck used in the disinfection of parts and equipment necessary for water system operation.

**Project Justification**

Replacement of aging fleet vehicles for reliability and safety. Current vehicles and equipment are reaching the end of useful life and are showing increased maintenance costs.

*This project meets the following comprehensive plan goals and/or policies:*

CFU 1.2 - Operational Efficiency: Projects that either improve the city’s operational efficiency or reduce costs by increasing the capacity, use, and/or life expectancy of existing facilities. CFU 6.5 - Infrastructure Maintenance: Maintain infrastructure at safe and efficient levels.

**Location**

Other Location  
Upriver Dam & Facility.

**Project Status**

Active  
Replacement of Chlorine Truck in 2022.

**External Factors**

City Council approval for expenditure of funds.

**Maintenance**

*Maintenance of capital facilities, buildings and infrastructure has an impact on a Department’s operating budget, and thus routine maintenance costs for new and ongoing projects are identified in the table below.*

	2022	2023	2024	2025	2026	2027	Total
Expected Annual Maintenance	\$0	\$0	\$0	\$0	\$0	\$0	\$0

**Maintenance Comments**

Water/Vehicles and Equipment

Chlorine Truck

WAT-2021-74

Spending

Project Phase	Prior Spending	2021	Estimated Spending							Total
			2022	2023	2024	2025	2026	2027	6 Year Total	
Purchases	\$0	\$0	\$130,000	\$0	\$0	\$0	\$0	\$0	\$130,000	\$130,000
Total	\$0	\$0	\$130,000	\$0	\$0	\$0	\$0	\$0	\$130,000	\$130,000

Funding

Funding Name	Source	Status*	Prior Funding	2021	Estimated Funding							Total
					2022	2023	2024	2025	2026	2027	6 Year Total	
Utility Rates - Water	Identified	Funded	\$0	\$0	\$130,000	\$0	\$0	\$0	\$0	\$0	\$130,000	\$130,000
Total			\$0	\$0	\$130,000	\$0	\$0	\$0	\$0	\$0	\$130,000	\$130,000

\*Status definitions

- Unidentified: Funding source has not yet been determined
- Identified: Funding source has been found, but not yet requested
- Applied: Grant or loan application has been submitted, or budget has been requested
- Awarded: Grant or loan has been offered but the contract has not yet been signed or budget has not yet been approved by Council
- Encumbered: Project contract has been signed and funds have been allocated to spend on the project

**Water/Vehicles and Equipment**

**Dump Truck**

WAT-2017-92

**Executive Summary**

Replacement of 6 wheel dump truck

**Project Justification**

Current dump truck is past its useful life and unsuited for the current use. The existing dump truck condition is to the point where repair and maintenance costs are greater than justifiable and its replacement is required for operation safety in towing and operation.

*This project meets the following comprehensive plan goals and/or policies:*

CFU 1.3 - Maintenance. CFU 6.5 - Infrastructure Maintenance.

**Location**

Other Location

914 E N Foothills Dr.

**Project Status**

Active

Purchase 2021

**External Factors**

Council action to approve expenditure of funds.

**Maintenance**

*Maintenance of capital facilities, buildings and infrastructure has an impact on a Department’s operating budget, and thus routine maintenance costs for new and ongoing projects are identified in the table below.*

	2022	2023	2024	2025	2026	2027	Total
Expected Annual Maintenance	\$0	\$0	\$0	\$0	\$0	\$0	\$0

**Maintenance Comments**

Water/Vehicles and Equipment

Dump Truck

WAT-2017-92

Spending

Project Phase	Prior Spending	2021	Estimated Spending							Total
			2022	2023	2024	2025	2026	2027	6 Year Total	
Purchases	\$0	\$275,000	\$0	\$0	\$300,000	\$300,000	\$0	\$325,000	\$925,000	\$1,200,000
Total	\$0	\$275,000	\$0	\$0	\$300,000	\$300,000	\$0	\$325,000	\$925,000	\$1,200,000

Funding

Funding Name	Source	Status*	Prior Funding	2021	Estimated Funding							Total
					2022	2023	2024	2025	2026	2027	6 Year Total	
Utility Rates - Water	Identified	Funded	\$275,000	\$0	\$0	\$0	\$300,000	\$300,000	\$0	\$325,000	\$925,000	\$1,200,000
Total			\$275,000	\$0	\$0	\$0	\$300,000	\$300,000	\$0	\$325,000	\$925,000	\$1,200,000

\*Status definitions

- Unidentified: Funding source has not yet been determined
- Identified: Funding source has been found, but not yet requested
- Applied: Grant or loan application has been submitted, or budget has been requested
- Awarded: Grant or loan has been offered but the contract has not yet been signed or budget has not yet been approved by Council
- Encumbered: Project contract has been signed and funds have been allocated to spend on the project

Water/Vehicles and Equipment

Light Vehicles

WAT-2021-75

Executive Summary

Replacement of 2 light vehicles in 2023 for the Water Quality Coordinator and the Upriver Superintendent. Vehicles are at the end of useful life and require replacement.

Project Justification

Replacement of aging fleet vehicles for reliability and safety. Current vehicles and equipment are reaching the end of useful life and are showing increased maintenance costs.

*This project meets the following comprehensive plan goals and/or policies:*

CFU 1.2 - Operational Efficiency: Projects that either improve the city’s operational efficiency or reduce costs by increasing the capacity, use, and/or life expectancy of existing facilities. CFU 1.3 - Maintenance: Require the maintenance, rehabilitation, and renovation of existing facilities.

Location

Other Location  
Upriver Dam & Facility.

Project Status

Active  
Replacement of 2 light vehicles in 2023 for the Water Quality Coordinator and the Upriver Superintendent.

External Factors

Maintenance

*Maintenance of capital facilities, buildings and infrastructure has an impact on a Department’s operating budget, and thus routine maintenance costs for new and ongoing projects are identified in the table below.*

	2022	2023	2024	2025	2026	2027	Total
Expected Annual Maintenance	\$0	\$0	\$0	\$0	\$0	\$0	\$0

Maintenance Comments

Water/Vehicles and Equipment

Light Vehicles

WAT-2021-75

Spending

Project Phase	Prior Spending	2021	Estimated Spending							Total
			2022	2023	2024	2025	2026	2027	6 Year Total	
Purchases	\$0	\$0	\$0	\$130,000	\$0	\$0	\$0	\$0	\$130,000	\$130,000
Total	\$0	\$0	\$0	\$130,000	\$0	\$0	\$0	\$0	\$130,000	\$130,000

Funding

Funding Name	Source	Status*	Prior Funding	2021	Estimated Funding							Total
					2022	2023	2024	2025	2026	2027	6 Year Total	
Utility Rates - Water	Identified	Funded	\$0	\$0	\$0	\$130,000	\$0	\$0	\$0	\$0	\$130,000	\$130,000
Total			\$0	\$0	\$0	\$130,000	\$0	\$0	\$0	\$0	\$130,000	\$130,000

\*Status definitions

- Unidentified: Funding source has not yet been determined
- Identified: Funding source has been found, but not yet requested
- Applied: Grant or loan application has been submitted, or budget has been requested
- Awarded: Grant or loan has been offered but the contract has not yet been signed or budget has not yet been approved by Council
- Encumbered: Project contract has been signed and funds have been allocated to spend on the project

**Water/Vehicles and Equipment**

**Loader**

WAT-2018-122

**Executive Summary**

Replace existing Loader.

**Project Justification**

The current aging loader is past its useful life. The existing condition of the loader is to the point where repair and maintenance costs are greater that justifiable and the reliability of the equipment is daily operations is questionable.

*This project meets the following comprehensive plan goals and/or policies:*

CFU 1.2 - Maintenance. CFU 6.5 - Infrastructure Maintenance.

**Location**

Other Location

914 E. North Foothills Dr.

**Project Status**

Active

Purchase 2022

**External Factors**

Council action for the expenditure of funds.

**Maintenance**

*Maintenance of capital facilities, buildings and infrastructure has an impact on a Department’s operating budget, and thus routine maintenance costs for new and ongoing projects are identified in the table below.*

	2022	2023	2024	2025	2026	2027	Total
Expected Annual Maintenance	\$0	\$0	\$0	\$0	\$0	\$0	\$0

**Maintenance Comments**

Water/Vehicles and Equipment

Loader

WAT-2018-122

Spending

Project Phase	Prior Spending	2021	Estimated Spending							Total
			2022	2023	2024	2025	2026	2027	6 Year Total	
Purchases	\$0	\$0	\$400,000	\$0	\$0	\$0	\$0	\$0	\$400,000	\$400,000
Total	\$0	\$0	\$400,000	\$0	\$0	\$0	\$0	\$0	\$400,000	\$400,000

Funding

Funding Name	Source	Status*	Prior Funding	2021	Estimated Funding							Total
					2022	2023	2024	2025	2026	2027	6 Year Total	
Utility Rates - Water	Identified	Funded	\$0	\$0	\$400,000	\$0	\$0	\$0	\$0	\$0	\$400,000	\$400,000
Total			\$0	\$0	\$400,000	\$0	\$0	\$0	\$0	\$0	\$400,000	\$400,000

\*Status definitions

- Unidentified: Funding source has not yet been determined
- Identified: Funding source has been found, but not yet requested
- Applied: Grant or loan application has been submitted, or budget has been requested
- Awarded: Grant or loan has been offered but the contract has not yet been signed or budget has not yet been approved by Council
- Encumbered: Project contract has been signed and funds have been allocated to spend on the project

**Water**/Vehicles and Equipment  
**Mechanics Truck**  
WAT-2021-73

**Executive Summary**

Replacement of 2 mechanics trucks in consecutive years.

**Project Justification**

Vehicles are necessary for the completion of mechanics duties to maintain the water system and hydroelectric facilities.

*This project meets the following comprehensive plan goals and/or policies:*

CFU 1.2 - Operational Efficiency: Projects that either improve the city’s operational efficiency or reduce costs by increasing the capacity, use, and/or life expectancy of existing facilities. CFU 6.5 - Infrastructure Maintenance: Maintain infrastructure at safe and efficient levels.

**Location**

Other Location  
Upriver Dam & Facility.

**Project Status**

Active  
Replacement of 2-3/4 ton mechanics trucks, one in 2023 and one in 2024.

**External Factors**

City Council approval for the expenditure of funds.

**Maintenance**

*Maintenance of capital facilities, buildings and infrastructure has an impact on a Department’s operating budget, and thus routine maintenance costs for new and ongoing projects are identified in the table below.*

	2022	2023	2024	2025	2026	2027	Total
Expected Annual Maintenance	\$0	\$0	\$0	\$0	\$0	\$0	\$0

**Maintenance Comments**

Water/Vehicles and Equipment

Mechanics Truck

WAT-2021-73

Spending

Project Phase	Prior Spending	2021	Estimated Spending							Total
			2022	2023	2024	2025	2026	2027	6 Year Total	
Purchases	\$0	\$0	\$0	\$115,000	\$115,000	\$0	\$0	\$0	\$230,000	\$230,000
Total	\$0	\$0	\$0	\$115,000	\$115,000	\$0	\$0	\$0	\$230,000	\$230,000

Funding

Funding Name	Source	Status*	Prior Funding	2021	Estimated Funding							Total
					2022	2023	2024	2025	2026	2027	6 Year Total	
Utility Rates - Water	Unidentified	Funded	\$0	\$0	\$0	\$115,000	\$115,000	\$0	\$0	\$0	\$230,000	\$230,000
Total			\$0	\$0	\$0	\$115,000	\$115,000	\$0	\$0	\$0	\$230,000	\$230,000

\*Status definitions

- Unidentified: Funding source has not yet been determined
- Identified: Funding source has been found, but not yet requested
- Applied: Grant or loan application has been submitted, or budget has been requested
- Awarded: Grant or loan has been offered but the contract has not yet been signed or budget has not yet been approved by Council
- Encumbered: Project contract has been signed and funds have been allocated to spend on the project

**Water**/Vehicles and Equipment  
**Service Truck Replacement**  
WAT-2018-47

**Executive Summary**

Replacement of 10 Service Trucks.

**Project Justification**

The current aging service truck fleet are past its useful life. The existing condition of the service trucks are to the point where repair and maintenance costs are greater than what is justifiable and the replacement is required for operational safety. The phased approach to the replacement over 5 years is to even the capital replacement costs over a period of time.

*This project meets the following comprehensive plan goals and/or policies:*

CFU 1.3 - Maintenance. CFU 6.5 - Infrastructure Maintenance.

**Location**

Other Location  
914 E North Foothills Dr.

**Project Status**

Active  
Phased replacement purchasing of 10 service trucks. Purchase 4 in 2019, 3 in 2020 and 3 in 2021.

**External Factors**

Council action to approve expenditure of funds.

**Maintenance**

*Maintenance of capital facilities, buildings and infrastructure has an impact on a Department's operating budget, and thus routine maintenance costs for new and ongoing projects are identified in the table below.*

	2022	2023	2024	2025	2026	2027	Total
Expected Annual Maintenance	\$0	\$0	\$0	\$0	\$0	\$0	\$0

**Maintenance Comments**

Water/Vehicles and Equipment

Service Truck Replacement

WAT-2018-47

Spending

Project Phase	Prior Spending	2021	Estimated Spending							Total
			2022	2023	2024	2025	2026	2027	6 Year Total	
Purchases	\$800,000	\$800,000	\$0	\$0	\$0	\$400,000	\$800,000	\$400,000	\$1,600,000	\$3,200,000
Total	\$800,000	\$800,000	\$0	\$0	\$0	\$400,000	\$800,000	\$400,000	\$1,600,000	\$3,200,000

Funding

Funding Name	Source	Status*	Prior Funding	2021	Estimated Funding							Total
					2022	2023	2024	2025	2026	2027	6 Year Total	
Utility Rates - Water	Identified	Funded	\$800,000	\$800,000	\$0	\$0	\$0	\$400,000	\$800,000	\$400,000	\$1,600,000	\$3,200,000
Total			\$800,000	\$800,000	\$0	\$0	\$0	\$400,000	\$800,000	\$400,000	\$1,600,000	\$3,200,000

- \*Status definitions
- Unidentified: Funding source has not yet been determined
  - Identified: Funding source has been found, but not yet requested
  - Applied: Grant or loan application has been submitted, or budget has been requested
  - Awarded: Grant or loan has been offered but the contract has not yet been signed or budget has not yet been approved by Council
  - Encumbered: Project contract has been signed and funds have been allocated to spend on the project

Water/Vehicles and Equipment

Skid Steer Loader With Broom

WAT-2021-70

Executive Summary

Purchase of a new Skid Steer loader to be used for excavations in confined areas and cleanup at upriver dam.

Project Justification

Excavations in tight spaces are difficult with large equipment. A skid steer is more maneuverable and limits the damage due to surrounding surface.

*This project meets the following comprehensive plan goals and/or policies:*

CFU 1.3 - Maintenance. CFU 6.5 - Infrastructure Maintenance.

Location

Other Location

914 E Northfoothills Dr.

Project Status

Active

Purchase 2022

External Factors

Approval of funds expenditure by city council.

Maintenance

*Maintenance of capital facilities, buildings and infrastructure has an impact on a Department’s operating budget, and thus routine maintenance costs for new and ongoing projects are identified in the table below.*

	2022	2023	2024	2025	2026	2027	Total
Expected Annual Maintenance	\$0	\$0	\$0	\$0	\$0	\$0	\$0

Maintenance Comments

Water/Vehicles and Equipment

Skid Steer Loader With Broom

WAT-2021-70

Spending

Project Phase	Prior Spending	2021	Estimated Spending							Total
			2022	2023	2024	2025	2026	2027	6 Year Total	
Purchases	\$0	\$0	\$80,000	\$0	\$0	\$0	\$0	\$0	\$80,000	\$80,000
Total	\$0	\$0	\$80,000	\$0	\$0	\$0	\$0	\$0	\$80,000	\$80,000

Funding

Funding Name	Source	Status*	Prior Funding	2021	Estimated Funding							Total
					2022	2023	2024	2025	2026	2027	6 Year Total	
Utility Rates - Water	Identified	Funded	\$0	\$0	\$80,000	\$0	\$0	\$0	\$0	\$0	\$80,000	\$80,000
Total			\$0	\$0	\$80,000	\$0	\$0	\$0	\$0	\$0	\$80,000	\$80,000

- \*Status definitions
- Unidentified: Funding source has not yet been determined
  - Identified: Funding source has been found, but not yet requested
  - Applied: Grant or loan application has been submitted, or budget has been requested
  - Awarded: Grant or loan has been offered but the contract has not yet been signed or budget has not yet been approved by Council
  - Encumbered: Project contract has been signed and funds have been allocated to spend on the project

Water/Vehicles and Equipment

Upriver Dam Maintenance Boat

WAT-2021-71

Executive Summary

A boat is required for maintenance of the Upriver Dam Hydroelectric Project spillway gates, concrete, boat barriers, inspections, emergencies, and operations.

Project Justification

Safely and efficiently maintaining a large spillway dam on the Spokane River requires a dedicated maintenance boat capable of carrying and towing large equipment and appurtenances and a stable work platform.

*This project meets the following comprehensive plan goals and/or policies:*

CFU 1.3 - Maintenance. CFU 6.5 - Infrastructure Maintenance.

Location

Other Location

Upriver Dam & Facility.

Project Status

Active

Purchase in 2022.

External Factors

Approval by City Council required for expenditure of funds.

Maintenance

*Maintenance of capital facilities, buildings and infrastructure has an impact on a Department’s operating budget, and thus routine maintenance costs for new and ongoing projects are identified in the table below.*

	2022	2023	2024	2025	2026	2027	Total
Expected Annual Maintenance	\$0	\$0	\$0	\$0	\$0	\$0	\$0

Maintenance Comments

Water/Vehicles and Equipment

Upriver Dam Maintenance Boat

WAT-2021-71

Spending

Project Phase	Prior Spending	2021	Estimated Spending							Total
			2022	2023	2024	2025	2026	2027	6 Year Total	
Purchases	\$0	\$0	\$50,000	\$0	\$0	\$0	\$0	\$0	\$50,000	\$50,000
Total	\$0	\$0	\$50,000	\$0	\$0	\$0	\$0	\$0	\$50,000	\$50,000

Funding

Funding Name	Source	Status*	Prior Funding	2021	Estimated Funding							Total
					2022	2023	2024	2025	2026	2027	6 Year Total	
Utility Rates - Water	Identified	Funded	\$0	\$0	\$50,000	\$0	\$0	\$0	\$0	\$0	\$50,000	\$50,000
Total			\$0	\$0	\$50,000	\$0	\$0	\$0	\$0	\$0	\$50,000	\$50,000

- \*Status definitions
- Unidentified: Funding source has not yet been determined
  - Identified: Funding source has been found, but not yet requested
  - Applied: Grant or loan application has been submitted, or budget has been requested
  - Awarded: Grant or loan has been offered but the contract has not yet been signed or budget has not yet been approved by Council
  - Encumbered: Project contract has been signed and funds have been allocated to spend on the project

Water/Water Mains

12th Avenue - Deer Heights to Flint

WAT-2020-37

Executive Summary

As part of the new street construction, this portion of the project will include installation of an 18-inch water main to serve the proposed developed area north of 12th Ave.

Project Justification

The project is necessary to serve future development north of 12th Ave with the retail service area.

*This project meets the following comprehensive plan goals and/or policies:*

CFU 3.2 – Coordination of utility installations. This project will be constructed with a street project to reduce disruption and protect the infrastructure investment.

Location

Other Location

12th Avenue between Deer Heights and Flint Road.

Project Status

Active

The project is in the planning stages.

External Factors

Development along 12th Avenue could affect timing of the project.

Maintenance

*Maintenance of capital facilities, buildings and infrastructure has an impact on a Department’s operating budget, and thus routine maintenance costs for new and ongoing projects are identified in the table below.*

	2022	2023	2024	2025	2026	2027	Total
Expected Annual Maintenance	\$0	\$0	\$0	\$0	\$0	\$0	\$0

Maintenance Comments

Water/Water Mains

12th Avenue - Deer Heights to Flint

WAT-2020-37

Spending

Project Phase	Prior Spending	2021	Estimated Spending							Total
			2022	2023	2024	2025	2026	2027	6 Year Total	
Construction	\$0	\$0	\$0	\$0	\$0	\$125,000	\$0	\$0	\$125,000	\$125,000
Design	\$0	\$0	\$0	\$0	\$15,000	\$0	\$0	\$0	\$15,000	\$15,000
Total	\$0	\$0	\$0	\$0	\$15,000	\$125,000	\$0	\$0	\$140,000	\$140,000

Funding

Funding Name	Source	Status*	Prior Funding	2021	Estimated Funding							Total
					2022	2023	2024	2025	2026	2027	6 Year Total	
Private	Private	Funded	\$0	\$0	\$0	\$0	\$15,000	\$125,000	\$0	\$0	\$140,000	\$140,000
Total			\$0	\$0	\$0	\$0	\$15,000	\$125,000	\$0	\$0	\$140,000	\$140,000

- \*Status definitions
- Unidentified: Funding source has not yet been determined
  - Identified: Funding source has been found, but not yet requested
  - Applied: Grant or loan application has been submitted, or budget has been requested
  - Awarded: Grant or loan has been offered but the contract has not yet been signed or budget has not yet been approved by Council
  - Encumbered: Project contract has been signed and funds have been allocated to spend on the project

**Water**/Water Mains

**1st Avenue, Maple to Monroe, Distribution Main Replacement**

WAT-2017-117

**Executive Summary**

The project replaces cast iron distribution main constructed in the early 1900s with the street construction. Existing pipe sizes range from 10-inch to 12-inch. All pipe will be replaced with 12-inch pipe. Construction will occur in 2028, costs will show up in that year.

**Project Justification**

The existing cast iron pipe will not likely survive the construction of the street project. Funding shown for this project is for design only.

*This project meets the following comprehensive plan goals and/or policies:*

CFU 3.2 – Coordination of utility installations. This project will be constructed with a street project to reduce disruption and protect the infrastructure investment.

**Location**

Other Location

1st Avenue from Maple to Monroe.

**Project Status**

Active

Planning to begin in 2026.

**External Factors**

Construction of the street project.

**Maintenance**

*Maintenance of capital facilities, buildings and infrastructure has an impact on a Department's operating budget, and thus routine maintenance costs for new and ongoing projects are identified in the table below.*

	2022	2023	2024	2025	2026	2027	Total
Expected Annual Maintenance	\$0	\$0	\$0	\$0	\$0	\$0	\$0

**Maintenance Comments**

**Water**/Water Mains  
**1st Avenue, Maple to Monroe, Distribution Main Replacement**  
WAT-2017-117

**Spending**

Project Phase	Prior Spending	2021	Estimated Spending							Total
			2022	2023	2024	2025	2026	2027	6 Year Total	
Construction	\$0	\$0	\$0	\$0	\$0	\$0	\$0	\$0	\$0	\$0
Design	\$0	\$0	\$0	\$0	\$0	\$0	\$0	\$0	\$0	\$0
Planning	\$0	\$0	\$0	\$0	\$0	\$0	\$5,000	\$0	\$5,000	\$5,000
Total	\$0	\$0	\$0	\$0	\$0	\$0	\$5,000	\$0	\$5,000	\$5,000

**Funding**

Funding Name	Source	Status*	Prior Funding	2021	Estimated Funding							Total
					2022	2023	2024	2025	2026	2027	6 Year Total	
Utility Rates-IC	Local	Funded	\$0	\$0	\$0	\$0	\$0	\$0	\$5,000	\$0	\$5,000	\$5,000
Total			\$0	\$0	\$0	\$0	\$0	\$0	\$5,000	\$0	\$5,000	\$5,000

- \*Status definitions
- Unidentified: Funding source has not yet been determined
  - Identified: Funding source has been found, but not yet requested
  - Applied: Grant or loan application has been submitted, or budget has been requested
  - Awarded: Grant or loan has been offered but the contract has not yet been signed or budget has not yet been approved by Council
  - Encumbered: Project contract has been signed and funds have been allocated to spend on the project

**Water**/Water Mains

**1st Avenue, Monroe to Wall, Distribution Main Replacement**

WAT-2016-53

**Executive Summary**

The project replaces cast iron distribution main constructed in the early 1900s with the street project. Existing pipe sizes range from 10-inch to 12-inch. All pipe will be replaced with 12-inch pipe.

**Project Justification**

The existing cast iron pipe will not likely survive the construction of the street project.

*This project meets the following comprehensive plan goals and/or policies:*

CFU 3.2 – Coordination of utility installations. This project will be constructed with a street project to reduce disruption and protect the infrastructure investment.

**Location**

Other Location

1st Avenue from Monroe to Wall.

**Project Status**

Active

Planning is schedule to begin in 2026.

**External Factors**

Construction of the street project.

**Maintenance**

*Maintenance of capital facilities, buildings and infrastructure has an impact on a Department’s operating budget, and thus routine maintenance costs for new and ongoing projects are identified in the table below.*

	2022	2023	2024	2025	2026	2027	Total
Expected Annual Maintenance	\$0	\$0	\$0	\$0	\$0	\$0	\$0

**Maintenance Comments**

**Water**/Water Mains  
**1st Avenue, Monroe to Wall, Distribution Main Replacement**  
WAT-2016-53

**Spending**

Project Phase	Prior Spending	2021	Estimated Spending							Total
			2022	2023	2024	2025	2026	2027	6 Year Total	
Construction	\$0	\$0	\$0	\$0	\$0	\$0	\$0	\$0	\$0	\$0
Design	\$0	\$0	\$0	\$0	\$0	\$0	\$0	\$0	\$0	\$0
Planning	\$0	\$0	\$0	\$0	\$0	\$0	\$5,000	\$0	\$5,000	\$5,000
Total	\$0	\$0	\$0	\$0	\$0	\$0	\$5,000	\$0	\$5,000	\$5,000

**Funding**

Funding Name	Source	Status*	Prior Funding	2021	Estimated Funding							Total
					2022	2023	2024	2025	2026	2027	6 Year Total	
Utility Rates-IC	Local	Funded	\$0	\$0	\$0	\$0	\$0	\$0	\$5,000	\$0	\$5,000	\$5,000
Total			\$0	\$0	\$0	\$0	\$0	\$0	\$5,000	\$0	\$5,000	\$5,000

- \*Status definitions
- Unidentified: Funding source has not yet been determined
  - Identified: Funding source has been found, but not yet requested
  - Applied: Grant or loan application has been submitted, or budget has been requested
  - Awarded: Grant or loan has been offered but the contract has not yet been signed or budget has not yet been approved by Council
  - Encumbered: Project contract has been signed and funds have been allocated to spend on the project

**Water**/Water Mains  
**1st Avenue, Wall to Bernard, Distribution Main Replacement**  
WAT-2017-118

**Executive Summary**

The project replaces cast iron distribution main constructed in early 1900s along with the street project. Existing pipe sizes range from 10-inch to 12-inch. All pipe will be replaced with 12-inch pipe.

**Project Justification**

The existing cast iron pipe will not likely survive the construction of the street project.

*This project meets the following comprehensive plan goals and/or policies:*

CFU 3.2 – Coordination of utility installations. This project will be constructed with a street project to reduce disruption and protect the infrastructure investment.

**Location**

Other Location  
1st Avenue from Maple to Monroe.

**Project Status**

Active  
Planning is scheduled for 2026.

**External Factors**

Construction of the street project.

**Maintenance**

*Maintenance of capital facilities, buildings and infrastructure has an impact on a Department’s operating budget, and thus routine maintenance costs for new and ongoing projects are identified in the table below.*

	2022	2023	2024	2025	2026	2027	Total
Expected Annual Maintenance	\$0	\$0	\$0	\$0	\$0	\$0	\$0

**Maintenance Comments**

**Water**/Water Mains  
**1st Avenue, Wall to Bernard, Distribution Main Replacement**  
WAT-2017-118

**Spending**

Project Phase	Prior Spending	2021	Estimated Spending							Total
			2022	2023	2024	2025	2026	2027	6 Year Total	
Construction	\$0	\$0	\$0	\$0	\$0	\$0	\$0	\$0	\$0	\$0
Design	\$0	\$0	\$0	\$0	\$0	\$0	\$0	\$0	\$0	\$0
Planning	\$0	\$0	\$0	\$0	\$0	\$0	\$5,000	\$0	\$5,000	\$5,000
Total	\$0	\$0	\$0	\$0	\$0	\$0	\$5,000	\$0	\$5,000	\$5,000

**Funding**

Funding Name	Source	Status*	Prior Funding	2021	Estimated Funding							Total
					2022	2023	2024	2025	2026	2027	6 Year Total	
Utility Rates-IC	Local	Funded	\$0	\$0	\$0	\$0	\$0	\$0	\$5,000	\$0	\$5,000	\$5,000
Total			\$0	\$0	\$0	\$0	\$0	\$0	\$5,000	\$0	\$5,000	\$5,000

- \*Status definitions
- Unidentified: Funding source has not yet been determined
  - Identified: Funding source has been found, but not yet requested
  - Applied: Grant or loan application has been submitted, or budget has been requested
  - Awarded: Grant or loan has been offered but the contract has not yet been signed or budget has not yet been approved by Council
  - Encumbered: Project contract has been signed and funds have been allocated to spend on the project

**Water**/Water Mains  
**27th Avenue, SE Blvd to Ray St, Main Replacement**  
WAT-2018-35

**Executive Summary**

An 8-inch water main will be installed from Ray to Fiske Street to connect the existing distribution piping as part of the street construction project.

**Project Justification**

Connecting the gap in the distribution piping will improve the network and future connections.

*This project meets the following comprehensive plan goals and/or policies:*

CFU 2.1 – Available Public Facilities. Construction of this project will provide adequate infrastructure at the time of development.

**Location**

Other Location  
27th Avenue, SE Blvd to Ray Street.

**Project Status**

Active  
Planning stage.

**External Factors**

The timing of a street construction project in the same area.

**Maintenance**

*Maintenance of capital facilities, buildings and infrastructure has an impact on a Department’s operating budget, and thus routine maintenance costs for new and ongoing projects are identified in the table below.*

	2022	2023	2024	2025	2026	2027	Total
Expected Annual Maintenance	\$0	\$0	\$0	\$0	\$0	\$0	\$0

**Maintenance Comments**

**Water**/Water Mains  
**27th Avenue, SE Blvd to Ray St, Main Replacement**  
WAT-2018-35

**Spending**

Project Phase	Prior Spending	2021	Estimated Spending							Total
			2022	2023	2024	2025	2026	2027	6 Year Total	
Construction	\$0	\$0	\$0	\$0	\$0	\$0	\$175,000	\$0	\$175,000	\$175,000
Design	\$0	\$0	\$0	\$0	\$0	\$25,000	\$0	\$0	\$25,000	\$25,000
Total	\$0	\$0	\$0	\$0	\$0	\$25,000	\$175,000	\$0	\$200,000	\$200,000

**Funding**

Funding Name	Source	Status*	Prior Funding	2021	Estimated Funding							Total
					2022	2023	2024	2025	2026	2027	6 Year Total	
Utility Rates-IC	Local	Funded	\$0	\$0	\$0	\$0	\$0	\$25,000	\$175,000	\$0	\$200,000	\$200,000
Total			\$0	\$0	\$0	\$0	\$0	\$25,000	\$175,000	\$0	\$200,000	\$200,000

- \*Status definitions
- Unidentified: Funding source has not yet been determined
  - Identified: Funding source has been found, but not yet requested
  - Applied: Grant or loan application has been submitted, or budget has been requested
  - Awarded: Grant or loan has been offered but the contract has not yet been signed or budget has not yet been approved by Council
  - Encumbered: Project contract has been signed and funds have been allocated to spend on the project

**Water**/Water Mains  
**4th Avenue Distribution Main Replacement**  
WAT-2016-56

**Executive Summary**

This project replaces 1,300 feet of cast iron distribution main with the street construction. The main was originally constructed in 1893.

**Project Justification**

The cast iron pipe has reached the end of its useful life and would not likely survive the street construction project.  
*This project meets the following comprehensive plan goals and/or policies:*  
CFU 3.2 - Utility Installations coordinated with street construction.

**Location**

Other Location  
4th Avenue between Sunset and Maple.

**Project Status**

Active  
The project is in the planning phase.

**External Factors**

Construction of the street project.

**Maintenance**

*Maintenance of capital facilities, buildings and infrastructure has an impact on a Department’s operating budget, and thus routine maintenance costs for new and ongoing projects are identified in the table below.*

	2022	2023	2024	2025	2026	2027	Total
Expected Annual Maintenance	\$0	\$0	\$0	\$0	\$0	\$0	\$0

**Maintenance Comments**

Water/Water Mains

4th Avenue Distribution Main Replacement

WAT-2016-56

Spending

Project Phase	Prior Spending	2021	Estimated Spending							Total
			2022	2023	2024	2025	2026	2027	6 Year Total	
Construction	\$0	\$0	\$0	\$0	\$0	\$180,000	\$20,000	\$0	\$200,000	\$200,000
Design	\$0	\$0	\$0	\$0	\$20,000	\$0	\$0	\$0	\$20,000	\$20,000
Total	\$0	\$0	\$0	\$0	\$20,000	\$180,000	\$20,000	\$0	\$220,000	\$220,000

Funding

Funding Name	Source	Status*	Prior Funding	2021	Estimated Funding							Total
					2022	2023	2024	2025	2026	2027	6 Year Total	
Utility Rates-IC	Local	Funded	\$0	\$0	\$0	\$0	\$20,000	\$180,000	\$20,000	\$0	\$220,000	\$220,000
Total			\$0	\$0	\$0	\$0	\$20,000	\$180,000	\$20,000	\$0	\$220,000	\$220,000

- \*Status definitions
- Unidentified: Funding source has not yet been determined
  - Identified: Funding source has been found, but not yet requested
  - Applied: Grant or loan application has been submitted, or budget has been requested
  - Awarded: Grant or loan has been offered but the contract has not yet been signed or budget has not yet been approved by Council
  - Encumbered: Project contract has been signed and funds have been allocated to spend on the project

**Water**/Water Mains

**Assessment of Existing Pipes**

WAT-2017-34

**Executive Summary**

Inspection and analysis of water pipes to determine the condition and recommend when replacement will be necessary.

**Project Justification**

Many pipes within the water system have been identified as a potential risk based on age, material, and critical users; however, the actual pipe condition may not require replacement for many years. This project is a proactive approach to determine if these suspect water pipes need repair or replacement. Several methods of pipe inspection may be used to determine the current condition and evaluate what actions are needed. Pipelines associated with integrated projects will be the first focus. The first assessments identified are: Havana from Sprague to Trent; NSC at I-90 with Thor & Freya; 4th Ave from Sunset to Maple; Broadway & Mallon west of Monroe; Main Ave from Monroe to Brown.

*This project meets the following comprehensive plan goals and/or policies:*

CFU 1.3 - Maintenance. This project will rehabilitate an existing capital facility. CFU 3.2 - Utility Installation. This project will be constructed with a street project to reduce disruption and protect the infrastructure investment.

**Location**

Other Location

City-wide.

**Project Status**

Active

Ongoing assessment.

**External Factors**

**Maintenance**

*Maintenance of capital facilities, buildings and infrastructure has an impact on a Department’s operating budget, and thus routine maintenance costs for new and ongoing projects are identified in the table below.*

	2022	2023	2024	2025	2026	2027	Total
Expected Annual Maintenance	\$0	\$0	\$0	\$0	\$0	\$0	\$0

**Maintenance Comments**

Water/Water Mains

Assessment of Existing Pipes

WAT-2017-34

Spending

Project Phase	Prior Spending	2021	Estimated Spending							Total
			2022	2023	2024	2025	2026	2027	6 Year Total	
Planning	\$0	\$250,000	\$250,000	\$250,000	\$250,000	\$250,000	\$250,000	\$250,000	\$1,500,000	\$1,750,000
Total	\$0	\$250,000	\$250,000	\$250,000	\$250,000	\$250,000	\$250,000	\$250,000	\$1,500,000	\$1,750,000

Funding

Funding Name	Source	Status*	Prior Funding	2021	Estimated Funding							Total
					2022	2023	2024	2025	2026	2027	6 Year Total	
Utility Rates-IC	Local	Funded	\$0	\$250,000	\$250,000	\$250,000	\$250,000	\$250,000	\$250,000	\$250,000	\$1,500,000	\$1,750,000
Total			\$0	\$250,000	\$250,000	\$250,000	\$250,000	\$250,000	\$250,000	\$250,000	\$1,500,000	\$1,750,000

- \*Status definitions
- Unidentified: Funding source has not yet been determined
  - Identified: Funding source has been found, but not yet requested
  - Applied: Grant or loan application has been submitted, or budget has been requested
  - Awarded: Grant or loan has been offered but the contract has not yet been signed or budget has not yet been approved by Council
  - Encumbered: Project contract has been signed and funds have been allocated to spend on the project

**Water**/Water Mains  
**Broadway Avenue, Cedar to Post Street Main Replacement**  
WAT-2018-48

**Executive Summary**

The existing 6-inch water distribution mains will be replaced with an 8-inch pipe and the existing 8-inch water main with a 12-inchwater pipe as part of the street construction project.

**Project Justification**

The existing water cast iron pipes in this section Broadway Avenue are unlikely to survive construction. The 8-inch water main was installed in 1918 and the 6-inch water main was installed in 1891. The 6-inch is planned to be replaced with an 8-inch pipe for better network distribution.

*This project meets the following comprehensive plan goals and/or policies:*

CFU 1.2 - Operational Efficiency. This project will improve the operational efficiency by reducing required maintenance.  
CFU 2.1 - Available Public Facilities. Construction of this project will provide adequate infrastructure at the time of development.

**Location**

Other Location  
Broadway Avenue, Cedar to Post Street.

**Project Status**

Active  
Facility updates have been identified. Preliminary cost has been estimated.

**External Factors**

The timing of a streets construction project at the same location.

**Maintenance**

*Maintenance of capital facilities, buildings and infrastructure has an impact on a Department's operating budget, and thus routine maintenance costs for new and ongoing projects are identified in the table below.*

	2022	2023	2024	2025	2026	2027	Total
Expected Annual Maintenance	\$0	\$0	\$0	\$0	\$0	\$0	\$0

**Maintenance Comments**

Water/Water Mains

Broadway Avenue, Cedar to Post Street Main Replacement

WAT-2018-48

Spending

Project Phase	Prior Spending	2021	Estimated Spending							Total
			2022	2023	2024	2025	2026	2027	6 Year Total	
Construction	\$0	\$0	\$0	\$0	\$0	\$400,000	\$0	\$0	\$400,000	\$400,000
Design	\$0	\$0	\$0	\$0	\$35,000	\$0	\$0	\$0	\$35,000	\$35,000
Planning	\$0	\$0	\$0	\$0	\$0	\$0	\$0	\$0	\$0	\$0
Total	\$0	\$0	\$0	\$0	\$35,000	\$400,000	\$0	\$0	\$435,000	\$435,000

Funding

Funding Name	Source	Status*	Prior Funding	2021	Estimated Funding							Total
					2022	2023	2024	2025	2026	2027	6 Year Total	
Utility Rates-IC	Local	Funded	\$0	\$0	\$0	\$0	\$35,000	\$400,000	\$0	\$0	\$435,000	\$435,000
Total			\$0	\$0	\$0	\$0	\$35,000	\$400,000	\$0	\$0	\$435,000	\$435,000

- \*Status definitions
- Unidentified: Funding source has not yet been determined
  - Identified: Funding source has been found, but not yet requested
  - Applied: Grant or loan application has been submitted, or budget has been requested
  - Awarded: Grant or loan has been offered but the contract has not yet been signed or budget has not yet been approved by Council
  - Encumbered: Project contract has been signed and funds have been allocated to spend on the project

**Water**/Water Mains  
**Cochran Conveyance Associated Water Main Replacement**  
WAT-2019-48

**Executive Summary**

The existing water distribution mains along the Cochran Conveyance stormwater pipeline will be replaced during construction. Design will occur in 2020. Construction will occur in 2021.

**Project Justification**

The 6-inch main in Cleveland was constructed in 1941. These pipe are unlikely to survive construction and will be replaced.

*This project meets the following comprehensive plan goals and/or policies:*

CFU 3.2 - Utility Installation. This project will be constructed with a street project to reduce disruption and protect the infrastructure investment

**Location**

Other Location  
Cleveland between Cochran and Riverview.

**Project Status**

Active  
The pipe alignment has been selected and the cost has been estimated.

**External Factors**

Construction of the stormwater pipe.

**Maintenance**

*Maintenance of capital facilities, buildings and infrastructure has an impact on a Department's operating budget, and thus routine maintenance costs for new and ongoing projects are identified in the table below.*

	2022	2023	2024	2025	2026	2027	Total
Expected Annual Maintenance	\$0	\$0	\$0	\$0	\$0	\$0	\$0

**Maintenance Comments**

**Water**/Water Mains  
**Cochran Conveyance Associated Water Main Replacement**  
WAT-2019-48

**Spending**

Project Phase	Prior Spending	2021	Estimated Spending							Total
			2022	2023	2024	2025	2026	2027	6 Year Total	
Construction	\$0	\$360,000	\$10,000	\$0	\$0	\$0	\$0	\$0	\$10,000	\$370,000
Design	\$0	\$45,000	\$0	\$0	\$0	\$0	\$0	\$0	\$0	\$45,000
Total	\$0	\$405,000	\$10,000	\$0	\$0	\$0	\$0	\$0	\$10,000	\$415,000

**Funding**

Funding Name	Source	Status*	Prior Funding	2021	Estimated Funding							Total
					2022	2023	2024	2025	2026	2027	6 Year Total	
Utility Rates-IC	Local	Funded	\$0	\$405,000	\$10,000	\$0	\$0	\$0	\$0	\$0	\$10,000	\$415,000
Total			\$0	\$405,000	\$10,000	\$0	\$0	\$0	\$0	\$0	\$10,000	\$415,000

- \*Status definitions
- Unidentified: Funding source has not yet been determined
  - Identified: Funding source has been found, but not yet requested
  - Applied: Grant or loan application has been submitted, or budget has been requested
  - Awarded: Grant or loan has been offered but the contract has not yet been signed or budget has not yet been approved by Council
  - Encumbered: Project contract has been signed and funds have been allocated to spend on the project

**Water**/Water Mains  
**Freya St Transmission Main, Garland Ave to Francis Ave**  
WAT-2017-26

**Executive Summary**

A new 30-inch transmission main will be installed between Wellesley and Francis, and an existing 30-inch steel line between Garland and Wellesley will be replaced as part of full depth roadway reconstruction roadway project between Garland and Francis.

**Project Justification**

This project is part of city's effort to encourage business development in 'The Yards' development zone. The transmission main will be an integral improvement for meeting the needs of future business.

*This project meets the following comprehensive plan goals and/or policies:*

CFU 1.2 - Operational Efficiency. This project will improve operational efficiency by reducing required maintenance. CFU 1.3 - Maintenance. This project will rehabilitate an existing facility. CFU 3.2 - Utility Installation. This project will be constructed with a street project to reduce cost.

**Location**

Other Location  
Freya Street between Garland Street and Francis Street.

**Project Status**

Active  
Planning Stage

**External Factors**

This project will be contingent on the scheduling of the Freya roadway improvement project.

**Maintenance**

*Maintenance of capital facilities, buildings and infrastructure has an impact on a Department's operating budget, and thus routine maintenance costs for new and ongoing projects are identified in the table below.*

	2022	2023	2024	2025	2026	2027	Total
Expected Annual Maintenance	\$0	\$0	\$0	\$0	\$0	\$0	\$0

**Maintenance Comments**

**Water**/Water Mains  
**Freya St Transmission Main, Garland Ave to Francis Ave**  
WAT-2017-26

**Spending**

Project Phase	Prior Spending	2021	Estimated Spending							Total
			2022	2023	2024	2025	2026	2027	6 Year Total	
Construction	\$0	\$0	\$0	\$0	\$0	\$0	\$2,000,000	\$0	\$2,000,000	\$2,000,000
Design	\$0	\$0	\$0	\$0	\$1,030,000	\$2,050,000	\$0	\$0	\$3,080,000	\$3,080,000
Total	\$0	\$0	\$0	\$0	\$1,030,000	\$2,050,000	\$2,000,000	\$0	\$5,080,000	\$5,080,000

**Funding**

Funding Name	Source	Status*	Prior Funding	2021	Estimated Funding							Total
					2022	2023	2024	2025	2026	2027	6 Year Total	
Utility Rates-IC	Local	Funded	\$0	\$0	\$0	\$0	\$1,030,000	\$2,050,000	\$2,000,000	\$0	\$5,080,000	\$5,080,000
Total			\$0	\$0	\$0	\$0	\$1,030,000	\$2,050,000	\$2,000,000	\$0	\$5,080,000	\$5,080,000

- \*Status definitions
- Unidentified: Funding source has not yet been determined
  - Identified: Funding source has been found, but not yet requested
  - Applied: Grant or loan application has been submitted, or budget has been requested
  - Awarded: Grant or loan has been offered but the contract has not yet been signed or budget has not yet been approved by Council
  - Encumbered: Project contract has been signed and funds have been allocated to spend on the project

Water/Water Mains

Future Development Water Projects

WAT-2021-22

Executive Summary

This project assigns dollars to potential water system improvements that could be made in conjunction with developer projects. These projects will be defined as development occurs.

Project Justification

The water system requires upgrades. Often there are cost savings by performing these upgrades when development construction is happening.

*This project meets the following comprehensive plan goals and/or policies:*

CFU 1.3 - Maintenance. CFU 3.2 - Utility Installation. CFU 3.3 - Utilities Coordination.

Location

Other Location

City-wide.

Project Status

Active

Planning in progress.

External Factors

Future development that is not currently known about.

Maintenance

*Maintenance of capital facilities, buildings and infrastructure has an impact on a Department’s operating budget, and thus routine maintenance costs for new and ongoing projects are identified in the table below.*

	2022	2023	2024	2025	2026	2027	Total
Expected Annual Maintenance	\$0	\$0	\$0	\$0	\$0	\$0	\$0

Maintenance Comments

Water/Water Mains

Future Development Water Projects

WAT-2021-22

Spending

Project Phase	Prior Spending	2021	Estimated Spending							Total
			2022	2023	2024	2025	2026	2027	6 Year Total	
Planning	\$0	\$0	\$250,000	\$250,000	\$250,000	\$250,000	\$250,000	\$250,000	\$1,500,000	\$1,500,000
Total	\$0	\$0	\$250,000	\$250,000	\$250,000	\$250,000	\$250,000	\$250,000	\$1,500,000	\$1,500,000

Funding

Funding Name	Source	Status*	Prior Funding	2021	Estimated Funding							Total
					2022	2023	2024	2025	2026	2027	6 Year Total	
Utility Rates-IC	Local	Funded	\$0	\$0	\$250,000	\$250,000	\$250,000	\$250,000	\$250,000	\$250,000	\$1,500,000	\$1,500,000
Total			\$0	\$0	\$250,000	\$250,000	\$250,000	\$250,000	\$250,000	\$250,000	\$1,500,000	\$1,500,000

- \*Status definitions
- Unidentified: Funding source has not yet been determined
  - Identified: Funding source has been found, but not yet requested
  - Applied: Grant or loan application has been submitted, or budget has been requested
  - Awarded: Grant or loan has been offered but the contract has not yet been signed or budget has not yet been approved by Council
  - Encumbered: Project contract has been signed and funds have been allocated to spend on the project

Water/Water Mains

Geiger Blvd. from Medical Lake to Grove Road Water Main

WAT-2019-26

Executive Summary

This project will install approximately 3,500 feet of 12-inch water line in Geiger Boulevard and approximately 600 feet of 12-inch water line in Hayford Rd.

Project Justification

This project is necessary to support the continue development in the West Plains. The project will be constructed as part of the County improvements as part of a 'Better Utilizing Investments to Leverage Development' (BUILD) grant.

*This project meets the following comprehensive plan goals and/or policies:*

CFU 3.2 - Utility Installation. This project will be constructed with a street project to reduce disruption and protect the infrastructure investment.

Location

Other Location

Geiger Road from Medical Lake Interchange to Grove Road Interchange.

Project Status

Active

Construction began in 2019 and will continue through 2021.

External Factors

None known.

Maintenance

*Maintenance of capital facilities, buildings and infrastructure has an impact on a Department's operating budget, and thus routine maintenance costs for new and ongoing projects are identified in the table below.*

	2022	2023	2024	2025	2026	2027	Total
Expected Annual Maintenance	\$0	\$0	\$0	\$0	\$0	\$0	\$0

Maintenance Comments

Water/Water Mains

Geiger Blvd. from Medical Lake to Grove Road Water Main

WAT-2019-26

Spending

Project Phase	Prior Spending	2021	Estimated Spending							Total
			2022	2023	2024	2025	2026	2027	6 Year Total	
Construction	\$0	\$57,000	\$1,000	\$0	\$0	\$0	\$0	\$0	\$1,000	\$58,000
Design	\$0	\$0	\$0	\$0	\$0	\$0	\$0	\$0	\$0	\$0
Total	\$0	\$57,000	\$1,000	\$0	\$0	\$0	\$0	\$0	\$1,000	\$58,000

Funding

Funding Name	Source	Status*	Prior Funding	2021	Estimated Funding							Total
					2022	2023	2024	2025	2026	2027	6 Year Total	
Grant-BUILD	Federal	Funded	\$0	\$50,000	\$0	\$0	\$0	\$0	\$0	\$0	\$0	\$50,000
Utility Rates-IC	Local	Funded	\$0	\$7,000	\$1,000	\$0	\$0	\$0	\$0	\$0	\$1,000	\$8,000
Total			\$0	\$57,000	\$1,000	\$0	\$0	\$0	\$0	\$0	\$1,000	\$58,000

- \*Status definitions
- Unidentified: Funding source has not yet been determined
  - Identified: Funding source has been found, but not yet requested
  - Applied: Grant or loan application has been submitted, or budget has been requested
  - Awarded: Grant or loan has been offered but the contract has not yet been signed or budget has not yet been approved by Council
  - Encumbered: Project contract has been signed and funds have been allocated to spend on the project

**Water**/Water Mains

**Havana Street, Sprague to Broadway Avenue Main Replacement**

WAT-2018-39

**Executive Summary**

The 48-inch steel transmission main for the Low Pressure Zone will be replaced with this project. In addition, repair of the 8-inch distribution pipe from 1964 may be necessary. The pipe will be assessed to determine if full replacement is necessary. This is an integrated project.

**Project Justification**

This segment of Havana Street has 3 transmission mains. Two of these main have been replaced. The remaining 48-inch steel main was installed in 1929 and is expected to need replacement with the street project. This pipe is a candidate for assessment to determine if the entire 2700 feet of pipe needs replacement. Pipe assessment is planned to begin 2020.

*This project meets the following comprehensive plan goals and/or policies:*

CFU 1.3 - Maintenance. This project will rehabilitate an existing capital facility. CFU 3.2 - Utility Installation. This project will be constructed with a street project to reduce disruption and protect the infrastructure investment.

**Location**

Other Location

Havana Street, Sprague to Broadway Avenue.

**Project Status**

Active

Facility updates have been identified. Preliminary cost has been estimated.

**External Factors**

The timing of a street construction project in the same area.

**Maintenance**

*Maintenance of capital facilities, buildings and infrastructure has an impact on a Department's operating budget, and thus routine maintenance costs for new and ongoing projects are identified in the table below.*

	2022	2023	2024	2025	2026	2027	Total
Expected Annual Maintenance	\$0	\$0	\$0	\$0	\$0	\$0	\$0

**Maintenance Comments**

Water/Water Mains

Havana Street, Sprague to Broadway Avenue Main Replacement

WAT-2018-39

Spending

Project Phase	Prior Spending	2021	Estimated Spending							Total
			2022	2023	2024	2025	2026	2027	6 Year Total	
Construction	\$0	\$0	\$0	\$0	\$0	\$0	\$0	\$0	\$0	\$0
Design	\$0	\$0	\$0	\$0	\$0	\$0	\$70,000	\$145,000	\$215,000	\$215,000
Planning	\$0	\$0	\$0	\$0	\$0	\$0	\$0	\$0	\$0	\$0
Total	\$0	\$0	\$0	\$0	\$0	\$0	\$70,000	\$145,000	\$215,000	\$215,000

Funding

Funding Name	Source	Status*	Prior Funding	2021	Estimated Funding							Total
					2022	2023	2024	2025	2026	2027	6 Year Total	
Utility Rates-IC	Local	Funded	\$0	\$0	\$0	\$0	\$0	\$0	\$70,000	\$145,000	\$215,000	\$215,000
Total			\$0	\$0	\$0	\$0	\$0	\$0	\$70,000	\$145,000	\$215,000	\$215,000

- \*Status definitions
- Unidentified: Funding source has not yet been determined
  - Identified: Funding source has been found, but not yet requested
  - Applied: Grant or loan application has been submitted, or budget has been requested
  - Awarded: Grant or loan has been offered but the contract has not yet been signed or budget has not yet been approved by Council
  - Encumbered: Project contract has been signed and funds have been allocated to spend on the project

Water/Water Mains

Latah Booster to Thorpe Reservoir Transmission Main

WAT-2021-26

Executive Summary

Additional transmission main capacity is required between Latah Booster and Thorpe reservoir. Once the new reservoir is constructed, additional flow will be pushed through the pipes exceeding their capacity. This new pipe will create sufficient capacity to fill the new reservoir.

Project Justification

To meet demands to fill the new Thorpe reservoir. These demands include both domestic and fire flow.

*This project meets the following comprehensive plan goals and/or policies:*

CFU 1.2 - Operational Efficiency. This project will improve the operational efficiency by reducing required maintenance.

Location

Other Location

Latah to Thorpe on Chestnut Ave and Thorpe Rd.

Project Status

Active

Currently in the Planning Stage.

External Factors

None known.

Maintenance

*Maintenance of capital facilities, buildings and infrastructure has an impact on a Department’s operating budget, and thus routine maintenance costs for new and ongoing projects are identified in the table below.*

	2022	2023	2024	2025	2026	2027	Total
Expected Annual Maintenance	\$0	\$0	\$0	\$0	\$0	\$0	\$0

Maintenance Comments

Water/Water Mains

Latah Booster to Thorpe Reservoir Transmission Main

WAT-2021-26

Spending

Project Phase	Prior Spending	2021	Estimated Spending							Total
			2022	2023	2024	2025	2026	2027	6 Year Total	
Construction	\$0	\$0	\$0	\$0	\$0	\$0	\$0	\$8,000,000	\$8,000,000	\$8,000,000
Design	\$0	\$0	\$0	\$0	\$0	\$0	\$800,000	\$0	\$800,000	\$800,000
Total	\$0	\$0	\$0	\$0	\$0	\$0	\$800,000	\$8,000,000	\$8,800,000	\$8,800,000

Funding

Funding Name	Source	Status*	Prior Funding	2021	Estimated Funding							Total
					2022	2023	2024	2025	2026	2027	6 Year Total	
Private	Unidentified	Unfunded	\$0	\$0	\$0	\$0	\$0	\$0	\$800,000	\$8,000,000	\$8,800,000	\$8,800,000
Total			\$0	\$0	\$0	\$0	\$0	\$0	\$800,000	\$8,000,000	\$8,800,000	\$8,800,000

- \*Status definitions
- Unidentified: Funding source has not yet been determined
  - Identified: Funding source has been found, but not yet requested
  - Applied: Grant or loan application has been submitted, or budget has been requested
  - Awarded: Grant or loan has been offered but the contract has not yet been signed or budget has not yet been approved by Council
  - Encumbered: Project contract has been signed and funds have been allocated to spend on the project

**Water**/Water Mains  
**Latah-9th and Pine Transmission Main**  
WAT-2021-23

**Executive Summary**

This project constructs a new transmission main connecting the Latah Booster and 9th and Pine reservoir. This new transmission main will allow additional water to be piped to the southwest part of the city and meet demands. Design will begin in 2028 with construction in 2029.

**Project Justification**

This project would provide necessary additional capacity for the southwestern portion of the city.  
*This project meets the following comprehensive plan goals and/or policies:*  
CFU 1.2 - Operational Efficiency. This project will improved the operational efficiency by reducing required maintenance.

**Location**

Other Location  
Latah - 9th and Pine.

**Project Status**

Active  
Currently in the Planning Stage.

**External Factors**

**Maintenance**

*Maintenance of capital facilities, buildings and infrastructure has an impact on a Department’s operating budget, and thus routine maintenance costs for new and ongoing projects are identified in the table below.*

	2022	2023	2024	2025	2026	2027	Total
Expected Annual Maintenance	\$0	\$0	\$0	\$0	\$0	\$0	\$0

**Maintenance Comments**

Water/Water Mains

Latah-9th and Pine Transmission Main

WAT-2021-23

Spending

Project Phase	Prior Spending	2021	Estimated Spending							Total
			2022	2023	2024	2025	2026	2027	6 Year Total	
Planning	\$0	\$0	\$0	\$0	\$0	\$0	\$0	\$250,000	\$250,000	\$250,000
Total	\$0	\$0	\$0	\$0	\$0	\$0	\$0	\$250,000	\$250,000	\$250,000

Funding

Funding Name	Source	Status*	Prior Funding	2021	Estimated Funding							Total
					2022	2023	2024	2025	2026	2027	6 Year Total	
Private	Unidentified	Unfunded	\$0	\$0	\$0	\$0	\$0	\$0	\$0	\$250,000	\$250,000	\$250,000
Total			\$0	\$0	\$0	\$0	\$0	\$0	\$0	\$250,000	\$250,000	\$250,000

- \*Status definitions
- Unidentified: Funding source has not yet been determined
  - Identified: Funding source has been found, but not yet requested
  - Applied: Grant or loan application has been submitted, or budget has been requested
  - Awarded: Grant or loan has been offered but the contract has not yet been signed or budget has not yet been approved by Council
  - Encumbered: Project contract has been signed and funds have been allocated to spend on the project

**Water**/Water Mains  
**Main Ave, Wall St to Browne St**  
WAT-2017-21

**Executive Summary**

Replace 12-inch distribution main and associated service laterals along the Main Avenue with street project.

**Project Justification**

The existing 12-inch cast iron water main was installed in 1902. The main and services may be damaged during the street improvement work. The pipe will be evaluated to determine if a larger size is necessary for future demands in the area.

*This project meets the following comprehensive plan goals and/or policies:*

CFU 3.2 - Utility installation in coordination with public street construction.

**Location**

Other Location  
Main Ave between Browne Street and Pine Street.

**Project Status**

Active  
Currently in the Planning Stage.

**External Factors**

This will be constructed with the street project in the same location.

**Maintenance**

*Maintenance of capital facilities, buildings and infrastructure has an impact on a Department’s operating budget, and thus routine maintenance costs for new and ongoing projects are identified in the table below.*

	2022	2023	2024	2025	2026	2027	Total
Expected Annual Maintenance	\$0	\$0	\$0	\$0	\$0	\$0	\$0

**Maintenance Comments**

**Water**/Water Mains  
**Main Ave, Wall St to Browne St**  
WAT-2017-21

**Spending**

Project Phase	Prior Spending	2021	Estimated Spending							Total
			2022	2023	2024	2025	2026	2027	6 Year Total	
Construction	\$0	\$0	\$0	\$0	\$0	\$0	\$0	\$0	\$0	\$0
Design	\$0	\$0	\$0	\$0	\$0	\$0	\$40,000	\$80,000	\$120,000	\$120,000
Total	\$0	\$0	\$0	\$0	\$0	\$0	\$40,000	\$80,000	\$120,000	\$120,000

**Funding**

Funding Name	Source	Status*	Prior Funding	2021	Estimated Funding							Total
					2022	2023	2024	2025	2026	2027	6 Year Total	
Utility Rates-IC	Local	Funded	\$0	\$0	\$0	\$0	\$0	\$0	\$40,000	\$80,000	\$120,000	\$120,000
Total			\$0	\$0	\$0	\$0	\$0	\$0	\$40,000	\$80,000	\$120,000	\$120,000

- \*Status definitions
- Unidentified: Funding source has not yet been determined
  - Identified: Funding source has been found, but not yet requested
  - Applied: Grant or loan application has been submitted, or budget has been requested
  - Awarded: Grant or loan has been offered but the contract has not yet been signed or budget has not yet been approved by Council
  - Encumbered: Project contract has been signed and funds have been allocated to spend on the project

**Water**/Water Mains

**Mallon Avenue, Howard to Monroe Street Main Replacement**

WAT-2018-34

**Executive Summary**

The existing water distribution mains will be replaced with 12-inch ductile iron water pipe as part of the street construction project.

**Project Justification**

The existing water cast iron pipes in this section Mallon Avenue are unlikely to survive construction. The 8-inch water main was installed in 1918. A larger pipe will be installed for future growth.

*This project meets the following comprehensive plan goals and/or policies:*

CFU 1.3 - Maintenance. This project will rehabilitate an existing capital facility. CFU 3.2 - Utility Installation. This project will be constructed with a street project to reduce disruption and protect the infrastructure investment.

**Location**

Other Location

Mallon Avenue, Howard to Monroe Street.

**Project Status**

Active

Facility updates have been identified. Preliminary cost has been estimated.

**External Factors**

The timing of a street construction project at the same location.

**Maintenance**

*Maintenance of capital facilities, buildings and infrastructure has an impact on a Department's operating budget, and thus routine maintenance costs for new and ongoing projects are identified in the table below.*

	2022	2023	2024	2025	2026	2027	Total
Expected Annual Maintenance	\$0	\$0	\$0	\$0	\$0	\$0	\$0

**Maintenance Comments**

Water/Water Mains

Mallon Avenue, Howard to Monroe Street Main Replacement

WAT-2018-34

Spending

Project Phase	Prior Spending	2021	Estimated Spending							Total
			2022	2023	2024	2025	2026	2027	6 Year Total	
Construction	\$0	\$0	\$0	\$0	\$0	\$0	\$0	\$400,000	\$400,000	\$400,000
Design	\$0	\$0	\$0	\$0	\$0	\$0	\$30,000	\$0	\$30,000	\$30,000
Total	\$0	\$0	\$0	\$0	\$0	\$0	\$30,000	\$400,000	\$430,000	\$430,000

Funding

Funding Name	Source	Status*	Prior Funding	2021	Estimated Funding							Total
					2022	2023	2024	2025	2026	2027	6 Year Total	
Utility Rates-IC	Local	Funded	\$0	\$0	\$0	\$0	\$0	\$0	\$30,000	\$400,000	\$430,000	\$430,000
Total			\$0	\$0	\$0	\$0	\$0	\$0	\$30,000	\$400,000	\$430,000	\$430,000

- \*Status definitions
- Unidentified: Funding source has not yet been determined
  - Identified: Funding source has been found, but not yet requested
  - Applied: Grant or loan application has been submitted, or budget has been requested
  - Awarded: Grant or loan has been offered but the contract has not yet been signed or budget has not yet been approved by Council
  - Encumbered: Project contract has been signed and funds have been allocated to spend on the project

Water/Water Mains

Maple Street (Riverside to Pacific)

WAT-2016-51

Executive Summary

The project replaces approximately 400-feet of 10-inch cast iron water main constructed in 1957 with the Central City Line route by STA.

Project Justification

The cast iron water main would not likely survive the construction of the road.

*This project meets the following comprehensive plan goals and/or policies:*

CFU 3.2 - Utility Installation. This project will be constructed with a street project to reduce disruption and protect the infrastructure investment.

Location

Other Location

Maple Street between Riverside and Pacific.

Project Status

Active

The project is in the design phase.

External Factors

None known at this time.

Maintenance

*Maintenance of capital facilities, buildings and infrastructure has an impact on a Department’s operating budget, and thus routine maintenance costs for new and ongoing projects are identified in the table below.*

	2022	2023	2024	2025	2026	2027	Total
Expected Annual Maintenance	\$0	\$0	\$0	\$0	\$0	\$0	\$0

Maintenance Comments

Water/Water Mains

Maple Street (Riverside to Pacific)

WAT-2016-51

Spending

Project Phase	Prior Spending	2021	Estimated Spending							Total
			2022	2023	2024	2025	2026	2027	6 Year Total	
Construction	\$0	\$99,000	\$1,000	\$0	\$0	\$0	\$0	\$0	\$1,000	\$100,000
Design	\$0	\$0	\$0	\$0	\$0	\$0	\$0	\$0	\$0	\$0
Total	\$0	\$99,000	\$1,000	\$0	\$0	\$0	\$0	\$0	\$1,000	\$100,000

Funding

Funding Name	Source	Status*	Prior Funding	2021	Estimated Funding							Total
					2022	2023	2024	2025	2026	2027	6 Year Total	
Utility Rates-IC	Local	Funded	\$0	\$99,000	\$1,000	\$0	\$0	\$0	\$0	\$0	\$1,000	\$100,000
Total			\$0	\$99,000	\$1,000	\$0	\$0	\$0	\$0	\$0	\$1,000	\$100,000

- \*Status definitions
- Unidentified: Funding source has not yet been determined
  - Identified: Funding source has been found, but not yet requested
  - Applied: Grant or loan application has been submitted, or budget has been requested
  - Awarded: Grant or loan has been offered but the contract has not yet been signed or budget has not yet been approved by Council
  - Encumbered: Project contract has been signed and funds have been allocated to spend on the project

**Water**/Water Mains

**Marshall Road from Thorpe to Qualchan Transmission Main**

WAT-2016-96

**Executive Summary**

A secondary transmission will be constructed from the Low Pressure Zone transmission main located in Thorpe Road to transmission main in Qualchan Drive.

**Project Justification**

Current only transmission main services the southwest portion of the service area. Maintenance activities on this main require water service be shut down to the area. The additional transmission main is required for redundancy and provide additional capacity to serve customers in this area.

*This project meets the following comprehensive plan goals and/or policies:*

CFU 1.2 - Operational Efficiency. This project will improve the operational efficiency by reducing required maintenance.

**Location**

Other Location

Marshall Rd from Thorpe Road 44th Ave to Cheney Spokane Rd to Qualchan Drive.

**Project Status**

Active

Currently in the Planning Stage.

**External Factors**

**Maintenance**

*Maintenance of capital facilities, buildings and infrastructure has an impact on a Department’s operating budget, and thus routine maintenance costs for new and ongoing projects are identified in the table below.*

	2022	2023	2024	2025	2026	2027	Total
Expected Annual Maintenance	\$0	\$0	\$0	\$0	\$0	\$0	\$0

**Maintenance Comments**

Water/Water Mains

Marshall Road from Thorpe to Qualchan Transmission Main

WAT-2016-96

Spending

Project Phase	Prior Spending	2021	Estimated Spending							Total
			2022	2023	2024	2025	2026	2027	6 Year Total	
Construction	\$0	\$0	\$215,221	\$10,000,000	\$50,000	\$0	\$0	\$0	\$10,265,221	\$10,265,221
Design	\$7,221	\$100,000	\$784,779	\$0	\$0	\$0	\$0	\$0	\$784,779	\$892,000
Total	\$7,221	\$100,000	\$1,000,000	\$10,000,000	\$50,000	\$0	\$0	\$0	\$11,050,000	\$11,157,221

Funding

Funding Name	Source	Status*	Prior Funding	2021	Estimated Funding							Total
					2022	2023	2024	2025	2026	2027	6 Year Total	
Utility Rates	Local	Funded	\$7,221	\$100,000	\$1,000,000	\$10,000,000	\$50,000	\$0	\$0	\$0	\$11,050,000	\$11,157,221
Total			\$7,221	\$100,000	\$1,000,000	\$10,000,000	\$50,000	\$0	\$0	\$0	\$11,050,000	\$11,157,221

- \*Status definitions
- Unidentified: Funding source has not yet been determined
  - Identified: Funding source has been found, but not yet requested
  - Applied: Grant or loan application has been submitted, or budget has been requested
  - Awarded: Grant or loan has been offered but the contract has not yet been signed or budget has not yet been approved by Council
  - Encumbered: Project contract has been signed and funds have been allocated to spend on the project

**Water**/Water Mains  
**Napa Distribution Replacement (2nd to Sprague)**  
WAT-2016-54

**Executive Summary**

The project replaces 1150 feet of 16-inch cast iron distribution main that was constructed in 1895 as part of the street construction.

**Project Justification**

The existing pipe has reached its useful life and likely would not survive the construction of the street project.

*This project meets the following comprehensive plan goals and/or policies:*

CFU 3.2 - Utility Installations in coordination with public street projects.

**Location**

Other Location  
Napa between 2nd and Sprague.

**Project Status**

Active  
The project is in the planning phase.

**External Factors**

Construction of street project.

**Maintenance**

*Maintenance of capital facilities, buildings and infrastructure has an impact on a Department’s operating budget, and thus routine maintenance costs for new and ongoing projects are identified in the table below.*

	2022	2023	2024	2025	2026	2027	Total
Expected Annual Maintenance	\$0	\$0	\$0	\$0	\$0	\$0	\$0

**Maintenance Comments**

Water/Water Mains

Napa Distribution Replacement (2nd to Sprague)

WAT-2016-54

Spending

Project Phase	Prior Spending	2021	Estimated Spending							Total
			2022	2023	2024	2025	2026	2027	6 Year Total	
Construction	\$0	\$0	\$0	\$0	\$0	\$0	\$300,000	\$0	\$300,000	\$300,000
Design	\$0	\$0	\$0	\$0	\$0	\$30,000	\$0	\$0	\$30,000	\$30,000
Total	\$0	\$0	\$0	\$0	\$0	\$30,000	\$300,000	\$0	\$330,000	\$330,000

Funding

Funding Name	Source	Status*	Prior Funding	2021	Estimated Funding							Total
					2022	2023	2024	2025	2026	2027	6 Year Total	
Utility Rates-IC	Local	Funded	\$0	\$0	\$0	\$0	\$0	\$30,000	\$300,000	\$0	\$330,000	\$330,000
Total			\$0	\$0	\$0	\$0	\$0	\$30,000	\$300,000	\$0	\$330,000	\$330,000

- \*Status definitions
- Unidentified: Funding source has not yet been determined
  - Identified: Funding source has been found, but not yet requested
  - Applied: Grant or loan application has been submitted, or budget has been requested
  - Awarded: Grant or loan has been offered but the contract has not yet been signed or budget has not yet been approved by Council
  - Encumbered: Project contract has been signed and funds have been allocated to spend on the project

Water/Water Mains

Northwest Terrace Transmission Main

WAT-2021-25

Executive Summary

This project will construct an 18-inch transmission main along HWY 291 to relieve demands from Indian Trail transmission by supplying most of the water from the Low to Northwest Terrace Pressure Zones. This is an integrated project with the Francis/Assembly roundabout.

Project Justification

There is limited transmission main capacity in Indian Trail and this alleviates that issue.

*This project meets the following comprehensive plan goals and/or policies:*

CFU 1.2 - Operational Efficiency. The new feed creates redundancy and efficiency in the system. CFU 2.1 - Available Public Facilities. The transmission will supply additional water to the Northwest Terrace Pressure Zone.

Location

Other Location

Nine Mile Road from Francis to NS Landfill.

Project Status

Active

Currently in the planning stage.

External Factors

Construction of the roundabout is dependent on transportation grant funding.

Maintenance

*Maintenance of capital facilities, buildings and infrastructure has an impact on a Department’s operating budget, and thus routine maintenance costs for new and ongoing projects are identified in the table below.*

	2022	2023	2024	2025	2026	2027	Total
Expected Annual Maintenance	\$0	\$0	\$0	\$0	\$0	\$0	\$0

Maintenance Comments

Water/Water Mains

Northwest Terrace Transmission Main

WAT-2021-25

Spending

Project Phase	Prior Spending	2021	Estimated Spending							Total
			2022	2023	2024	2025	2026	2027	6 Year Total	
Construction	\$0	\$0	\$0	\$0	\$0	\$0	\$0	\$0	\$0	\$0
Design	\$0	\$0	\$0	\$0	\$0	\$0	\$0	\$0	\$0	\$0
Planning	\$0	\$0	\$50,000	\$0	\$0	\$0	\$0	\$0	\$50,000	\$50,000
Total	\$0	\$0	\$50,000	\$0	\$0	\$0	\$0	\$0	\$50,000	\$50,000

Funding

Funding Name	Source	Status*	Prior Funding	2021	Estimated Funding							Total
					2022	2023	2024	2025	2026	2027	6 Year Total	
Utility Rates-IC	Local	Funded	\$0	\$0	\$50,000	\$0	\$0	\$0	\$0	\$0	\$50,000	\$50,000
Total			\$0	\$0	\$50,000	\$0	\$0	\$0	\$0	\$0	\$50,000	\$50,000

- \*Status definitions
- Unidentified: Funding source has not yet been determined
  - Identified: Funding source has been found, but not yet requested
  - Applied: Grant or loan application has been submitted, or budget has been requested
  - Awarded: Grant or loan has been offered but the contract has not yet been signed or budget has not yet been approved by Council
  - Encumbered: Project contract has been signed and funds have been allocated to spend on the project

**Water**/Water Mains  
**NSC - 2nd Ave & 3rd Ave Water Reroute West**  
WAT-2020-12

**Executive Summary**

Remove and relocate water mains as needed to support the NSC 2nd and 3rd Ave realignments from Perry to Regal. Install new 48-inch transmission main in 3rd Ave from Lacey to Liberty Park. This 48-inch pipe is a betterment and will be funded by the City.

**Project Justification**

This project will be completed in support of the NSC  
*This project meets the following comprehensive plan goals and/or policies:*

CFU 1.2 - Operational Efficiency, Require the development of capital improvement projects that either improve the city’s operational efficiency or reduce costs by increasing the capacity, use, and/or life expectancy of existing facilities.

**Location**

Other Location  
2nd & 3rd Ave from Perry St to Regal St.

**Project Status**

Active  
Project is currently in the planning stage.

**External Factors**

Design and construction schedule of WSDOT NSC I-90 to Sprague Ave project.

**Maintenance**

*Maintenance of capital facilities, buildings and infrastructure has an impact on a Department’s operating budget, and thus routine maintenance costs for new and ongoing projects are identified in the table below.*

	2022	2023	2024	2025	2026	2027	Total
Expected Annual Maintenance	\$0	\$0	\$0	\$0	\$0	\$0	\$0

**Maintenance Comments**

Water/Water Mains

NSC - 2nd Ave & 3rd Ave Water Reroute West

WAT-2020-12

Spending

Project Phase	Prior Spending	2021	Estimated Spending							Total
			2022	2023	2024	2025	2026	2027	6 Year Total	
Construction	\$0	\$0	\$0	\$2,600,000	\$2,200,000	\$0	\$0	\$0	\$4,800,000	\$4,800,000
Design	\$0	\$0	\$90,000	\$400,000	\$0	\$0	\$0	\$0	\$490,000	\$490,000
Planning	\$0	\$0	\$20,000	\$0	\$0	\$0	\$0	\$0	\$20,000	\$20,000
Total	\$0	\$0	\$110,000	\$3,000,000	\$2,200,000	\$0	\$0	\$0	\$5,310,000	\$5,310,000

Funding

Funding Name	Source	Status*	Prior Funding	2021	Estimated Funding							Total
					2022	2023	2024	2025	2026	2027	6 Year Total	
Grant-WSDOT	State	Funded	\$0	\$0	\$10,000	\$2,200,000	\$2,200,000	\$0	\$0	\$0	\$4,410,000	\$4,410,000
Utility Rates-IC	Local	Funded	\$0	\$0	\$100,000	\$800,000	\$0	\$0	\$0	\$0	\$900,000	\$900,000
Total			\$0	\$0	\$110,000	\$3,000,000	\$2,200,000	\$0	\$0	\$0	\$5,310,000	\$5,310,000

- \*Status definitions
- Unidentified: Funding source has not yet been determined
  - Identified: Funding source has been found, but not yet requested
  - Applied: Grant or loan application has been submitted, or budget has been requested
  - Awarded: Grant or loan has been offered but the contract has not yet been signed or budget has not yet been approved by Council
  - Encumbered: Project contract has been signed and funds have been allocated to spend on the project

**Water**/Water Mains  
**NSC - 3rd Ave Water Reroute Regal to Havana**  
WAT-2020-14

**Executive Summary**

Remove and relocate water mains in new 3rd alignment as needed to support the NSC 3rd Ave realignment from Regal St to Havana St.

**Project Justification**

This project will be completed in support of the NSC.  
*This project meets the following comprehensive plan goals and/or policies:*

CFU 1.2 - Operational Efficiency, Require the development of capital improvement projects that either improve the city’s operational efficiency or reduce costs by increasing the capacity, use, and/or life expectancy of existing facilities.

**Location**

Other Location  
3rd Ave from Regal St to Havana St.

**Project Status**

Active  
This project is currently in the planning stages.

**External Factors**

Design and construction schedule of WSDOT NSC Sprague Ave to Spokane River Phase II project.

**Maintenance**

*Maintenance of capital facilities, buildings and infrastructure has an impact on a Department’s operating budget, and thus routine maintenance costs for new and ongoing projects are identified in the table below.*

	2022	2023	2024	2025	2026	2027	Total
Expected Annual Maintenance	\$0	\$0	\$0	\$0	\$0	\$0	\$0

**Maintenance Comments**

Water/Water Mains

NSC - 3rd Ave Water Reroute Regal to Havana

WAT-2020-14

Spending

Project Phase	Prior Spending	2021	Estimated Spending							Total
			2022	2023	2024	2025	2026	2027	6 Year Total	
Construction	\$0	\$0	\$0	\$0	\$1,725,000	\$0	\$0	\$0	\$1,725,000	\$1,725,000
Design	\$0	\$0	\$0	\$172,000	\$0	\$0	\$0	\$0	\$172,000	\$172,000
Planning	\$0	\$0	\$172,000	\$0	\$0	\$0	\$0	\$0	\$172,000	\$172,000
Total	\$0	\$0	\$172,000	\$172,000	\$1,725,000	\$0	\$0	\$0	\$2,069,000	\$2,069,000

Funding

Funding Name	Source	Status*	Prior Funding	2021	Estimated Funding							Total
					2022	2023	2024	2025	2026	2027	6 Year Total	
Grant-WSDOT	State	Funded	\$0	\$0	\$172,000	\$172,000	\$1,725,000	\$0	\$0	\$0	\$2,069,000	\$2,069,000
Total			\$0	\$0	\$172,000	\$172,000	\$1,725,000	\$0	\$0	\$0	\$2,069,000	\$2,069,000

- \*Status definitions
- Unidentified: Funding source has not yet been determined
  - Identified: Funding source has been found, but not yet requested
  - Applied: Grant or loan application has been submitted, or budget has been requested
  - Awarded: Grant or loan has been offered but the contract has not yet been signed or budget has not yet been approved by Council
  - Encumbered: Project contract has been signed and funds have been allocated to spend on the project

**Water**/Water Mains  
**NSC - Trent Interchange Water Reroute**  
WAT-2020-7

**Executive Summary**

Reroute utilities currently in Trent Ave around new NSC Trent Interchange, possibly to include reroutes at Trent/Freya Intersection. The project includes betterments that will be funded by the City.

**Project Justification**

This project will be completed in support of the NSC.  
*This project meets the following comprehensive plan goals and/or policies:*

CFU 1.2 - Operational Efficiency, Require the development of capital improvement projects that either improve the city’s operational efficiency or reduce costs by increasing the capacity, use, and/or life expectancy of existing facilities.

**Location**

Other Location  
Trent Ave from Ralph to Freya.

**Project Status**

Active  
This project is currently in the planning stages.

**External Factors**

Design and construction schedule of WSDOT NSC Sprague Ave to Spokane River Phase II project.

**Maintenance**

*Maintenance of capital facilities, buildings and infrastructure has an impact on a Department’s operating budget, and thus routine maintenance costs for new and ongoing projects are identified in the table below.*

	2022	2023	2024	2025	2026	2027	Total
Expected Annual Maintenance	\$0	\$0	\$0	\$0	\$0	\$0	\$0

**Maintenance Comments**

Water/Water Mains

NSC - Trent Interchange Water Reroute

WAT-2020-7

Spending

Project Phase	Prior Spending	2021	Estimated Spending							Total
			2022	2023	2024	2025	2026	2027	6 Year Total	
Construction	\$0	\$0	\$0	\$950,000	\$0	\$700,000	\$0	\$0	\$1,650,000	\$1,650,000
Design	\$0	\$0	\$140,000	\$0	\$100,000	\$0	\$0	\$0	\$240,000	\$240,000
Planning	\$0	\$0	\$10,000	\$0	\$0	\$0	\$0	\$0	\$10,000	\$10,000
Total	\$0	\$0	\$150,000	\$950,000	\$100,000	\$700,000	\$0	\$0	\$1,900,000	\$1,900,000

Funding

Funding Name	Source	Status*	Prior Funding	2021	Estimated Funding							Total
					2022	2023	2024	2025	2026	2027	6 Year Total	
Grant-WSDOT	State	Funded	\$0	\$0	\$100,000	\$700,000	\$100,000	\$700,000	\$0	\$0	\$1,600,000	\$1,600,000
Utility Rates-IC	Local	Funded	\$0	\$0	\$50,000	\$250,000	\$0	\$0	\$0	\$0	\$300,000	\$300,000
Total			\$0	\$0	\$150,000	\$950,000	\$100,000	\$700,000	\$0	\$0	\$1,900,000	\$1,900,000

- \*Status definitions
- Unidentified: Funding source has not yet been determined
  - Identified: Funding source has been found, but not yet requested
  - Applied: Grant or loan application has been submitted, or budget has been requested
  - Awarded: Grant or loan has been offered but the contract has not yet been signed or budget has not yet been approved by Council
  - Encumbered: Project contract has been signed and funds have been allocated to spend on the project

**Water**/Water Mains

**NSC - Trumpet Area Water Reroute**

WAT-2020-13

**Executive Summary**

Remove and relocate water mains as needed to support the NSC Trumpet area construction including the area from I-90 to Sprague & Lacey to Freya. Install new 48' water transmission main from intersection of Freya & Alki to 3rd Ave & Lacey. The 48' pipe is an improvement & will be funded by the City.

**Project Justification**

This project will be completed in support of the NSC.

*This project meets the following comprehensive plan goals and/or policies:*

CFU 1.2 - Operational Efficiency, Require the development of capital improvement projects that either improve the city’s operational efficiency or reduce costs by increasing the capacity, use, and/or life expectancy of existing facilities.

**Location**

Other Location

I-90 to Sprague, Lacey St to Freya St.

**Project Status**

Active

This project is currently in the planning stages.

**External Factors**

Design and construction schedule of WSDOT NSC Sprague Ave to Spokane River Phase II project.

**Maintenance**

*Maintenance of capital facilities, buildings and infrastructure has an impact on a Department’s operating budget, and thus routine maintenance costs for new and ongoing projects are identified in the table below.*

	2022	2023	2024	2025	2026	2027	Total
Expected Annual Maintenance	\$0	\$0	\$0	\$0	\$0	\$0	\$0

**Maintenance Comments**

Water/Water Mains

NSC - Trumpet Area Water Reroute

WAT-2020-13

Spending

Project Phase	Prior Spending	2021	Estimated Spending							Total
			2022	2023	2024	2025	2026	2027	6 Year Total	
Construction	\$0	\$0	\$0	\$800,000	\$4,025,000	\$25,000	\$0	\$0	\$4,850,000	\$4,850,000
Design	\$0	\$0	\$100,000	\$385,000	\$0	\$0	\$0	\$0	\$485,000	\$485,000
Planning	\$0	\$0	\$15,000	\$0	\$0	\$0	\$0	\$0	\$15,000	\$15,000
Total	\$0	\$0	\$115,000	\$1,185,000	\$4,025,000	\$25,000	\$0	\$0	\$5,350,000	\$5,350,000

Funding

Funding Name	Source	Status*	Prior Funding	2021	Estimated Funding							Total
					2022	2023	2024	2025	2026	2027	6 Year Total	
Grant-WSDOT	State	Funded	\$0	\$0	\$15,000	\$385,000	\$4,025,000	\$25,000	\$0	\$0	\$4,450,000	\$4,450,000
Utility Rates-IC	Local	Funded	\$0	\$0	\$100,000	\$800,000	\$0	\$0	\$0	\$0	\$900,000	\$900,000
Total			\$0	\$0	\$115,000	\$1,185,000	\$4,025,000	\$25,000	\$0	\$0	\$5,350,000	\$5,350,000

- \*Status definitions
- Unidentified: Funding source has not yet been determined
  - Identified: Funding source has been found, but not yet requested
  - Applied: Grant or loan application has been submitted, or budget has been requested
  - Awarded: Grant or loan has been offered but the contract has not yet been signed or budget has not yet been approved by Council
  - Encumbered: Project contract has been signed and funds have been allocated to spend on the project

**Water**/Water Mains  
**NSC Cleveland, Grace, Greene Avenue Transmission Mains**  
WAT-2017-37

**Executive Summary**

Cleveland Avenue transmission main is a replacement of 36-inch transmission main with casings under NSC and BNSF. Grace Avenue transmission main replacement is a new 30-inch transmission main with casings under NSC and BNSF relocated to Cleveland. Greene St. 30-inch transmission relocation.

**Project Justification**

Replace and encase the existing transmission mains as part of the WSDOT construction of the North-South Freeway. Grace Avenue main will be relocated to Cleveland and connect at Regal/Buckeye. This is outside NSC project, but necessary replacement due to age and will be considered a betterment.

*This project meets the following comprehensive plan goals and/or policies:*

CFU 3.2 – Coordination of utility installations.

**Location**

Other Location

Cleveland Avenue from Ralph to West of Greene Street; Grace Avenue from Ralph Street to Regal/Buckeye; Greene St. from Jackson Avenue to Cleveland Avenue.

**Project Status**

Active

Scope and estimate are being developed. Project 2017156 (Cleveland Ave) and 2017158 (Grace Avenue).

**External Factors**

Coordination with DOT construction of the North-South Freeway. Main outages for connections limited from October 1 to April 1. Existing transmission main to remain in service until connections are made at Market Street, Haven Street and Ralph Street.

**Maintenance**

*Maintenance of capital facilities, buildings and infrastructure has an impact on a Department’s operating budget, and thus routine maintenance costs for new and ongoing projects are identified in the table below.*

	2022	2023	2024	2025	2026	2027	Total
Expected Annual Maintenance	\$0	\$0	\$0	\$0	\$0	\$0	\$0

**Maintenance Comments**

Water/Water Mains

NSC Cleveland, Grace, Greene Avenue Transmission Mains

WAT-2017-37

Spending

Project Phase	Prior Spending	2021	Estimated Spending							Total
			2022	2023	2024	2025	2026	2027	6 Year Total	
Construction	\$680,325	\$946,125	\$1,000	\$0	\$0	\$0	\$0	\$0	\$1,000	\$1,627,450
Design	\$0	\$0	\$0	\$0	\$0	\$0	\$0	\$0	\$0	\$0
Total	\$680,325	\$946,125	\$1,000	\$0	\$0	\$0	\$0	\$0	\$1,000	\$1,627,450

Funding

Funding Name	Source	Status*	Prior Funding	2021	Estimated Funding							Total
					2022	2023	2024	2025	2026	2027	6 Year Total	
Grant-WSDOT	State	Funded	\$0	\$465,824	\$0	\$0	\$0	\$0	\$0	\$0	\$0	\$465,824
Utility Rates-IC	Local	Funded	\$680,325	\$480,301	\$1,000	\$0	\$0	\$0	\$0	\$0	\$1,000	\$1,161,626
Total			\$680,325	\$946,125	\$1,000	\$0	\$0	\$0	\$0	\$0	\$1,000	\$1,627,450

\*Status definitions

- Unidentified: Funding source has not yet been determined
- Identified: Funding source has been found, but not yet requested
- Applied: Grant or loan application has been submitted, or budget has been requested
- Awarded: Grant or loan has been offered but the contract has not yet been signed or budget has not yet been approved by Council
- Encumbered: Project contract has been signed and funds have been allocated to spend on the project

**Water**/Water Mains  
**NSC North Hill Loop Water Mains**  
WAT-2017-35

**Executive Summary**

Install new 8-inch water pipe to provide water service adjacent to the new NSC highway and provide a loop connection between distribution systems on each side of the BNSF RR and NSC. Project is being constructed with Euclid Ave. Water (2017160) and Sewer (2017157).

**Project Justification**

Construction of the North Spokane Corridor (NSC) project requires replacing the water distribution mains crossing the future highway. To supply water to this area, the 6-inch pipes on Bridgeport Avenue and Liberty Avenue will be replaced with pipes in Market and Ralph Street.

*This project meets the following comprehensive plan goals and/or policies:*

CFU 3.2 – Coordination of utility installations.

**Location**

Other Location

Market Street from Euclid to Bridgeport Ave and Ralph Street from Euclid to Courtland Ave

**Project Status**

Active

Project under construction Spring/Summer 2019. Coordination with WSDOT on the North Spokane Corridor (NSC) project is on-going. Project 2017183

**External Factors**

Coordination with the North Spokane Corridor project. This looping can happen any time of year but should be done shortly after or before the distribution mains are removed in Liberty Avenue and Bridgeport Avenue.

**Maintenance**

*Maintenance of capital facilities, buildings and infrastructure has an impact on a Department’s operating budget, and thus routine maintenance costs for new and ongoing projects are identified in the table below.*

	2022	2023	2024	2025	2026	2027	Total
Expected Annual Maintenance	\$0	\$0	\$0	\$0	\$0	\$0	\$0

**Maintenance Comments**

Water/Water Mains

NSC North Hill Loop Water Mains

WAT-2017-35

Spending

Project Phase	Prior Spending	2021	Estimated Spending							Total
			2022	2023	2024	2025	2026	2027	6 Year Total	
Construction	\$0	\$9,000	\$1,000	\$0	\$0	\$0	\$0	\$0	\$1,000	\$10,000
Design	\$0	\$0	\$0	\$0	\$0	\$0	\$0	\$0	\$0	\$0
Total	\$0	\$9,000	\$1,000	\$0	\$0	\$0	\$0	\$0	\$1,000	\$10,000

Funding

Funding Name	Source	Status*	Prior Funding	2021	Estimated Funding							Total
					2022	2023	2024	2025	2026	2027	6 Year Total	
Grant-WSDOT	State	Funded	\$0	\$9,000	\$1,000	\$0	\$0	\$0	\$0	\$0	\$1,000	\$10,000
Total			\$0	\$9,000	\$1,000	\$0	\$0	\$0	\$0	\$0	\$1,000	\$10,000

- \*Status definitions
- Unidentified: Funding source has not yet been determined
  - Identified: Funding source has been found, but not yet requested
  - Applied: Grant or loan application has been submitted, or budget has been requested
  - Awarded: Grant or loan has been offered but the contract has not yet been signed or budget has not yet been approved by Council
  - Encumbered: Project contract has been signed and funds have been allocated to spend on the project

**Water**/Water Mains  
**NSC Planning from Interstate 90 to Sprague Avenue**  
WAT-2019-28

**Executive Summary**

Utility planning for relocation, protection, or upgrade of water utility facilities near the planned North Spokane Corridor.

**Project Justification**

To relocate or protect water facilities due to conflicts with planned North Spokane Corridor construction.

*This project meets the following comprehensive plan goals and/or policies:*

CFU 1 - Adequate Public Facilities and Services. CFU 3 - Coordination.

**Location**

Other Location

Sprague Avenue to 4th Avenue and Perry Street to Havana Street.

**Project Status**

Active

Planning to start 2019. Ongoing coordination with WSDOT for North Spokane Corridor (NSC). Project 2018164.

**External Factors**

Construction schedule and sequencing of the North Spokane Corridor.

**Maintenance**

*Maintenance of capital facilities, buildings and infrastructure has an impact on a Department's operating budget, and thus routine maintenance costs for new and ongoing projects are identified in the table below.*

	2022	2023	2024	2025	2026	2027	Total
Expected Annual Maintenance	\$0	\$0	\$0	\$0	\$0	\$0	\$0

**Maintenance Comments**

**Water**/Water Mains  
**NSC Planning from Interstate 90 to Sprague Avenue**  
WAT-2019-28

**Spending**

Project Phase	Prior Spending	2021	Estimated Spending							Total
			2022	2023	2024	2025	2026	2027	6 Year Total	
Planning	\$0	\$7,000	\$5,000	\$5,000	\$5,000	\$5,000	\$5,000	\$5,000	\$30,000	\$37,000
Total	\$0	\$7,000	\$5,000	\$5,000	\$5,000	\$5,000	\$5,000	\$5,000	\$30,000	\$37,000

**Funding**

Funding Name	Source	Status*	Prior Funding	2021	Estimated Funding							Total
					2022	2023	2024	2025	2026	2027	6 Year Total	
Grant-WSDOT	State	Funded	\$0	\$7,000	\$5,000	\$5,000	\$5,000	\$5,000	\$5,000	\$5,000	\$30,000	\$37,000
Total			\$0	\$7,000	\$5,000	\$5,000	\$5,000	\$5,000	\$5,000	\$5,000	\$30,000	\$37,000

- \*Status definitions
- Unidentified: Funding source has not yet been determined
  - Identified: Funding source has been found, but not yet requested
  - Applied: Grant or loan application has been submitted, or budget has been requested
  - Awarded: Grant or loan has been offered but the contract has not yet been signed or budget has not yet been approved by Council
  - Encumbered: Project contract has been signed and funds have been allocated to spend on the project

**Water**/Water Mains  
**NSC Planning from Spokane River to Sprague Avenue**  
WAT-2019-10

**Executive Summary**

Utility planning for relocation, protection or upgrade of water utility facilities near the planned North Spokane Corridor.

**Project Justification**

To relocate or protect water facilities due to conflicts with planned North Spokane Corridor construction.

*This project meets the following comprehensive plan goals and/or policies:*

CFU 1 - Adequate Public Facilities and Services. CFU 3 - Coordination.

**Location**

Other Location

Spokane River to Sprague Avenue; Freya Street to Haven Street.

**Project Status**

Active

Planning to start 2019. Ongoing coordination with WSDOT for North Spokane Corridor (NSC). Project 2018165.

**External Factors**

**Maintenance**

*Maintenance of capital facilities, buildings and infrastructure has an impact on a Department's operating budget, and thus routine maintenance costs for new and ongoing projects are identified in the table below.*

	2022	2023	2024	2025	2026	2027	Total
Expected Annual Maintenance	\$0	\$0	\$0	\$0	\$0	\$0	\$0

**Maintenance Comments**

Water/Water Mains

NSC Planning from Spokane River to Sprague Avenue

WAT-2019-10

Spending

Project Phase	Prior Spending	2021	Estimated Spending							Total
			2022	2023	2024	2025	2026	2027	6 Year Total	
Planning	\$0	\$5,000	\$5,000	\$5,000	\$5,000	\$5,000	\$0	\$0	\$20,000	\$25,000
Total	\$0	\$5,000	\$5,000	\$5,000	\$5,000	\$5,000	\$0	\$0	\$20,000	\$25,000

Funding

Funding Name	Source	Status*	Prior Funding	2021	Estimated Funding							Total
					2022	2023	2024	2025	2026	2027	6 Year Total	
Grant-WSDOT	State	Funded	\$0	\$5,000	\$5,000	\$5,000	\$5,000	\$5,000	\$0	\$0	\$20,000	\$25,000
Total			\$0	\$5,000	\$5,000	\$5,000	\$5,000	\$5,000	\$0	\$0	\$20,000	\$25,000

- \*Status definitions
- Unidentified: Funding source has not yet been determined
  - Identified: Funding source has been found, but not yet requested
  - Applied: Grant or loan application has been submitted, or budget has been requested
  - Awarded: Grant or loan has been offered but the contract has not yet been signed or budget has not yet been approved by Council
  - Encumbered: Project contract has been signed and funds have been allocated to spend on the project

Water/Water Mains

NSC Rowan Avenue Casing

WAT-2017-38

Executive Summary

Install 36-inch casing under the NSC Freeway and BNSF tracks for future water mains. Replace existing distribution mains with new 8-inch mains from Haven to Market and Freya to Myrtle.

Project Justification

The casings will provide for future growth, redundancy, and flexibility in the water system. Water distribution replaces 100+ year old cast iron (Haven to Market) and 70 year old cast iron (Freya to Myrtle).

*This project meets the following comprehensive plan goals and/or policies:*

CFU 3.2 – Coordination of utility installations. ED 6.1 – Infrastructure utilization. ED 6.5 – Infrastructure maintenance.

Location

Other Location

NSC and Rowan Avenue for casings. Rowan water distribution replacement: Haven to Market and Freya to Myrtle.

Project Status

Active

Project in design. Construction planned for late 2019 and early 2020. Coordination with WSDOT for the North Spokane Corridor (NCS) Freeway project is on-going. Project 2018071.

External Factors

North Spokane Corridor Freeway construction.

Maintenance

*Maintenance of capital facilities, buildings and infrastructure has an impact on a Department’s operating budget, and thus routine maintenance costs for new and ongoing projects are identified in the table below.*

	2022	2023	2024	2025	2026	2027	Total
Expected Annual Maintenance	\$0	\$0	\$0	\$0	\$0	\$0	\$0

Maintenance Comments

Water/Water Mains

NSC Rowan Avenue Casing

WAT-2017-38

Spending

Project Phase	Prior Spending	2021	Estimated Spending							Total
			2022	2023	2024	2025	2026	2027	6 Year Total	
Construction	\$0	\$19,000	\$1,000	\$0	\$0	\$0	\$0	\$0	\$1,000	\$20,000
Design	\$0	\$0	\$0	\$0	\$0	\$0	\$0	\$0	\$0	\$0
Total	\$0	\$19,000	\$1,000	\$0	\$0	\$0	\$0	\$0	\$1,000	\$20,000

Funding

Funding Name	Source	Status*	Prior Funding	2021	Estimated Funding							Total
					2022	2023	2024	2025	2026	2027	6 Year Total	
Utility Rates-IC	Local	Funded	\$0	\$19,000	\$1,000	\$0	\$0	\$0	\$0	\$0	\$1,000	\$20,000
Total			\$0	\$19,000	\$1,000	\$0	\$0	\$0	\$0	\$0	\$1,000	\$20,000

- \*Status definitions
- Unidentified: Funding source has not yet been determined
  - Identified: Funding source has been found, but not yet requested
  - Applied: Grant or loan application has been submitted, or budget has been requested
  - Awarded: Grant or loan has been offered but the contract has not yet been signed or budget has not yet been approved by Council
  - Encumbered: Project contract has been signed and funds have been allocated to spend on the project

**Water**/Water Mains  
**NSC Wellesley Avenue PH2 - Haven Street to Market Street**  
WAT-2019-51

**Executive Summary**

This project will replace and lower the transmission and distribution mains due to lowering of Wellesley Ave. as part of the WSDOT North Spokane Corridor (NSC) project. The project will be constructed with the Wellesley Ave. street reconstruction work.

**Project Justification**

The transmission and distribution mains need to be replaced and lowered due to lowering the profile of Wellesley Avenue and Market Street.

*This project meets the following comprehensive plan goals and/or policies:*

Meets Transportation goal G. Maximize Public Benefits and Fiscal Responsibility With Integration by integrating street work with major utility updates and by coordinating with the North Spokane Corridor project under WSDOT's purview.

**Location**

Other Location  
Wellesley Avenue from Haven Street to Market Street.

**Project Status**

Active  
Preliminary design is underway. Project construction will be coordinated with WSDOT North Spokane Corridor (NSC) work.

**External Factors**

NSC delivery schedule requires this work to occur within an appropriate timeframe. The expectation is to construct this project while Wellesley Ave. east of Market St. is closed for NSC construction.

**Maintenance**

*Maintenance of capital facilities, buildings and infrastructure has an impact on a Department's operating budget, and thus routine maintenance costs for new and ongoing projects are identified in the table below.*

	2022	2023	2024	2025	2026	2027	Total
Expected Annual Maintenance	\$0	\$0	\$0	\$0	\$0	\$0	\$0

**Maintenance Comments**

Water/Water Mains

NSC Wellesley Avenue PH2 - Haven Street to Market Street

WAT-2019-51

Spending

Project Phase	Prior Spending	2021	Estimated Spending							Total
			2022	2023	2024	2025	2026	2027	6 Year Total	
Construction	\$0	\$0	\$300,000	\$85,000	\$0	\$0	\$0	\$0	\$385,000	\$385,000
Design	\$0	\$35,000	\$0	\$0	\$0	\$0	\$0	\$0	\$0	\$35,000
Total	\$0	\$35,000	\$300,000	\$85,000	\$0	\$0	\$0	\$0	\$385,000	\$420,000

Funding

Funding Name	Source	Status*	Prior Funding	2021	Estimated Funding							Total
					2022	2023	2024	2025	2026	2027	6 Year Total	
Grant-WSDOT	State	Funded	\$0	\$35,000	\$300,000	\$85,000	\$0	\$0	\$0	\$0	\$385,000	\$420,000
Total			\$0	\$35,000	\$300,000	\$85,000	\$0	\$0	\$0	\$0	\$385,000	\$420,000

- \*Status definitions
- Unidentified: Funding source has not yet been determined
  - Identified: Funding source has been found, but not yet requested
  - Applied: Grant or loan application has been submitted, or budget has been requested
  - Awarded: Grant or loan has been offered but the contract has not yet been signed or budget has not yet been approved by Council
  - Encumbered: Project contract has been signed and funds have been allocated to spend on the project

**Water**/Water Mains  
**Palouse/Freya Roundabout**  
WAT-2021-34

**Executive Summary**

This project will extend a 12-inch waterline around the proposed roundabout approximately 850-feet to the northwest to Thor St. Work will also include relocating existing water within the footprint of the proposed roundabout as needed. This is an integrated project.

**Project Justification**

The project will help to provide connectivity and redundancy within the water system and will relocate water infrastructure as needed for the roundabout.

*This project meets the following comprehensive plan goals and/or policies:*

CFU 1.2 - Operational Efficiency. Project allows for more efficient operation of the system. CFU 1.3 - Maintenance. This project will replace/maintain existing water infrastructure.

**Location**

Other Location  
Palouse Highway and Freya.

**Project Status**

Active  
The project is currently in the planning stages.

**External Factors**

Construction of the roundabout.

**Maintenance**

*Maintenance of capital facilities, buildings and infrastructure has an impact on a Department's operating budget, and thus routine maintenance costs for new and ongoing projects are identified in the table below.*

	2022	2023	2024	2025	2026	2027	Total
Expected Annual Maintenance	\$0	\$0	\$0	\$0	\$0	\$0	\$0

**Maintenance Comments**

Water/Water Mains  
Palouse/Freya Roundabout  
WAT-2021-34

Spending

Project Phase	Prior Spending	2021	Estimated Spending							Total
			2022	2023	2024	2025	2026	2027	6 Year Total	
Construction	\$0	\$0	\$0	\$0	\$0	\$0	\$0	\$0	\$0	\$0
Design	\$0	\$0	\$0	\$0	\$0	\$0	\$0	\$0	\$0	\$0
Planning	\$0	\$0	\$0	\$25,000	\$0	\$0	\$0	\$0	\$25,000	\$25,000
Total	\$0	\$0	\$0	\$25,000	\$0	\$0	\$0	\$0	\$25,000	\$25,000

Funding

Funding Name	Source	Status*	Prior Funding	2021	Estimated Funding							Total
					2022	2023	2024	2025	2026	2027	6 Year Total	
Utility Rates-IC	Local	Funded	\$0	\$0	\$0	\$25,000	\$0	\$0	\$0	\$0	\$25,000	\$25,000
Total			\$0	\$0	\$0	\$25,000	\$0	\$0	\$0	\$0	\$25,000	\$25,000

- \*Status definitions
- Unidentified: Funding source has not yet been determined
  - Identified: Funding source has been found, but not yet requested
  - Applied: Grant or loan application has been submitted, or budget has been requested
  - Awarded: Grant or loan has been offered but the contract has not yet been signed or budget has not yet been approved by Council
  - Encumbered: Project contract has been signed and funds have been allocated to spend on the project

**Water**/Water Mains  
**Post Street Bridge Water Main**  
WAT-2015-121

**Executive Summary**

An 18-inch water main will be installed in the reconstructed Post Street Bridge. This project also included water pipeline connections and relocation associated with the north and south bridge landings as well as realignment of the waterline in Post Street south of the bridge to the crosswalk.

**Project Justification**

The Post Street Bridge previously had a water main in it, but long ago became unserviceable. Reestablishment of a water connection across the river at this point would increase reliability and redundancy of the downtown water system.  
*This project meets the following comprehensive plan goals and/or policies:*  
CFU 1.2 - Operational Efficiency. The project creates a redundant distribution line across the Spokane River. CFU 3.2 - Coordination of Utility Installations. This is an integrated project with other infrastructure components.

**Location**

Other Location  
Post Street Bridge.

**Project Status**

Active  
The bridge and waterline project are in construction.

**External Factors**

Coordination with the bridge project.

**Maintenance**

*Maintenance of capital facilities, buildings and infrastructure has an impact on a Department's operating budget, and thus routine maintenance costs for new and ongoing projects are identified in the table below.*

	2022	2023	2024	2025	2026	2027	Total
Expected Annual Maintenance	\$0	\$0	\$0	\$0	\$0	\$0	\$0

**Maintenance Comments**

Water/Water Mains

Post Street Bridge Water Main

WAT-2015-121

Spending

Project Phase	Prior Spending	2021	Estimated Spending							Total
			2022	2023	2024	2025	2026	2027	6 Year Total	
Construction	\$0	\$685,000	\$50,000	\$0	\$0	\$0	\$0	\$0	\$50,000	\$735,000
Design	\$105,583	\$0	\$0	\$0	\$0	\$0	\$0	\$0	\$0	\$105,583
Total	\$105,583	\$685,000	\$50,000	\$0	\$0	\$0	\$0	\$0	\$50,000	\$840,583

Funding

Funding Name	Source	Status*	Prior Funding	2021	Estimated Funding							Total
					2022	2023	2024	2025	2026	2027	6 Year Total	
Utility Rates-IC	Local	Funded	\$105,583	\$685,000	\$50,000	\$0	\$0	\$0	\$0	\$0	\$50,000	\$840,583
Total			\$105,583	\$685,000	\$50,000	\$0	\$0	\$0	\$0	\$0	\$50,000	\$840,583

- \*Status definitions
- Unidentified: Funding source has not yet been determined
  - Identified: Funding source has been found, but not yet requested
  - Applied: Grant or loan application has been submitted, or budget has been requested
  - Awarded: Grant or loan has been offered but the contract has not yet been signed or budget has not yet been approved by Council
  - Encumbered: Project contract has been signed and funds have been allocated to spend on the project

**Water**/Water Mains  
**Ray St., 11th to Hartson Ave, Main Replacement**  
WAT-2015-115

**Executive Summary**

The 1936 steel water main will be replaced with 36-inch ductile iron pipe. This is an integrated project.

**Project Justification**

The existing transmission main is in poor shape, and at the end of its useful life. A pipe assessment has been completed to confirm its condition.

*This project meets the following comprehensive plan goals and/or policies:*

CFU 1.3 - Maintenance. CFU 3.2 - Coordination of Utility Installations.

**Location**

Other Location

Ray Street, from approximately Ray Street Well to 11th Ave.

**Project Status**

Active

The project is in the planning stage.

**External Factors**

Coordination with the street construction project.

**Maintenance**

*Maintenance of capital facilities, buildings and infrastructure has an impact on a Department’s operating budget, and thus routine maintenance costs for new and ongoing projects are identified in the table below.*

	2022	2023	2024	2025	2026	2027	Total
Expected Annual Maintenance	\$0	\$0	\$0	\$0	\$0	\$0	\$0

**Maintenance Comments**

**Water**/Water Mains  
**Ray St., 11th to Hartson Ave, Main Replacement**  
WAT-2015-115

**Spending**

Project Phase	Prior Spending	2021	Estimated Spending							Total
			2022	2023	2024	2025	2026	2027	6 Year Total	
Construction	\$0	\$0	\$400,000	\$350,000	\$0	\$0	\$0	\$0	\$750,000	\$750,000
Design	\$0	\$100,000	\$0	\$0	\$0	\$0	\$0	\$0	\$0	\$100,000
Total	\$0	\$100,000	\$400,000	\$350,000	\$0	\$0	\$0	\$0	\$750,000	\$850,000

**Funding**

Funding Name	Source	Status*	Prior Funding	2021	Estimated Funding							Total
					2022	2023	2024	2025	2026	2027	6 Year Total	
Utility Rates-IC	Local	Funded	\$0	\$100,000	\$400,000	\$350,000	\$0	\$0	\$0	\$0	\$750,000	\$850,000
Total			\$0	\$100,000	\$400,000	\$350,000	\$0	\$0	\$0	\$0	\$750,000	\$850,000

- \*Status definitions
- Unidentified: Funding source has not yet been determined
  - Identified: Funding source has been found, but not yet requested
  - Applied: Grant or loan application has been submitted, or budget has been requested
  - Awarded: Grant or loan has been offered but the contract has not yet been signed or budget has not yet been approved by Council
  - Encumbered: Project contract has been signed and funds have been allocated to spend on the project

**Water**/Water Mains  
**Ray St., 17th to 11th Ave, Main Replacement**  
WAT-2021-16

**Executive Summary**

The 1936 steel water main will be replaced with 36-inch ductile iron pipe in coordination with the street reconstruction project. This is an integrated project.

**Project Justification**

The existing transmission main is in poor shape, and at the end of its useful life. A pipe assessment has confirmed its condition.

*This project meets the following comprehensive plan goals and/or policies:*

CFU 1.3 - Maintenance. CFU 3.2 - Coordination of Utility Installations.

**Location**

Other Location  
Ray Street, from approximately 11th Ave to 17th Ave.

**Project Status**

Active  
The project is in the planning stage.

**External Factors**

**Maintenance**

*Maintenance of capital facilities, buildings and infrastructure has an impact on a Department’s operating budget, and thus routine maintenance costs for new and ongoing projects are identified in the table below.*

	2022	2023	2024	2025	2026	2027	Total
Expected Annual Maintenance	\$0	\$0	\$0	\$0	\$0	\$0	\$0

**Maintenance Comments**

Water/Water Mains

Ray St., 17th to 11th Ave, Main Replacement

WAT-2021-16

Spending

Project Phase	Prior Spending	2021	Estimated Spending							Total
			2022	2023	2024	2025	2026	2027	6 Year Total	
Construction	\$204,480	\$100,000	\$536,920	\$350,000	\$0	\$0	\$0	\$0	\$886,920	\$1,191,400
Design	\$103,600	\$0	\$0	\$0	\$0	\$0	\$0	\$0	\$0	\$103,600
Total	\$308,080	\$100,000	\$536,920	\$350,000	\$0	\$0	\$0	\$0	\$886,920	\$1,295,000

Funding

Funding Name	Source	Status*	Prior Funding	2021	Estimated Funding							Total
					2022	2023	2024	2025	2026	2027	6 Year Total	
Utility Rates-IC	Local	Funded	\$308,080	\$100,000	\$536,920	\$350,000	\$0	\$0	\$0	\$0	\$886,920	\$1,295,000
Total			\$308,080	\$100,000	\$536,920	\$350,000	\$0	\$0	\$0	\$0	\$886,920	\$1,295,000

- \*Status definitions
- Unidentified: Funding source has not yet been determined
  - Identified: Funding source has been found, but not yet requested
  - Applied: Grant or loan application has been submitted, or budget has been requested
  - Awarded: Grant or loan has been offered but the contract has not yet been signed or budget has not yet been approved by Council
  - Encumbered: Project contract has been signed and funds have been allocated to spend on the project

**Water**/Water Mains  
**Riverside Ave, Monroe St to Wall St.**  
WAT-2017-24

**Executive Summary**

The existing 8-inch cast iron main between Monroe and Wall Street will be removed and replaced with a 12-inch pipe. Work to include replacement of associated galvanized water service laterals. This is an integrated project.

**Project Justification**

This project will be integrated into the planned Riverside Avenue street improvement project and will replace main and laterals that are over 100 years old and would have a high probability of damage during street construction.

*This project meets the following comprehensive plan goals and/or policies:*

CFU 3.2 – Coordination of utility installations.

**Location**

Other Location  
Riverside Avenue between Monroe St and Wall St.

**Project Status**

Active  
Project is the in planning stage. Public outreach began in 2018.

**External Factors**

Riverside Avenue street project construction.

**Maintenance**

*Maintenance of capital facilities, buildings and infrastructure has an impact on a Department’s operating budget, and thus routine maintenance costs for new and ongoing projects are identified in the table below.*

	2022	2023	2024	2025	2026	2027	Total
Expected Annual Maintenance	\$0	\$0	\$0	\$0	\$0	\$0	\$0

**Maintenance Comments**

Water/Water Mains

Riverside Ave, Monroe St to Wall St.

WAT-2017-24

Spending

Project Phase	Prior Spending	2021	Estimated Spending							Total
			2022	2023	2024	2025	2026	2027	6 Year Total	
Construction	\$0	\$0	\$0	\$0	\$0	\$0	\$0	\$1,000,000	\$1,000,000	\$1,000,000
Design	\$0	\$0	\$0	\$0	\$0	\$63,000	\$100,000	\$0	\$163,000	\$163,000
Total	\$0	\$0	\$0	\$0	\$0	\$63,000	\$100,000	\$1,000,000	\$1,163,000	\$1,163,000

Funding

Funding Name	Source	Status*	Prior Funding	2021	Estimated Funding							Total
					2022	2023	2024	2025	2026	2027	6 Year Total	
Utility Rates-IC	Local	Funded	\$0	\$0	\$0	\$0	\$0	\$63,000	\$100,000	\$1,000,000	\$1,163,000	\$1,163,000
Total			\$0	\$0	\$0	\$0	\$0	\$63,000	\$100,000	\$1,000,000	\$1,163,000	\$1,163,000

- \*Status definitions
- Unidentified: Funding source has not yet been determined
  - Identified: Funding source has been found, but not yet requested
  - Applied: Grant or loan application has been submitted, or budget has been requested
  - Awarded: Grant or loan has been offered but the contract has not yet been signed or budget has not yet been approved by Council
  - Encumbered: Project contract has been signed and funds have been allocated to spend on the project

**Water**/Water Mains  
**Riverside Ave, Monroe to Division**  
WAT-2017-22

**Executive Summary**

Remove and replace the existing 10-inch cast iron main with 12-inch line between Bernard and Division along the Central City Line route. Work to include replacement of associated galvanized water service laterals. This is an integrated project.

**Project Justification**

This project will be integrated into the planned Riverside Avenue street improvement project and will replace main and laterals that are over 100 years old.

*This project meets the following comprehensive plan goals and/or policies:*

CFU 3.2 – Coordination of utility installations.

**Location**

Other Location

Riverside Avenue between Monroe and Division.

**Project Status**

Active

Planning stages have begun. Public outreach started in 2018.

**External Factors**

Project will be constructed with the road project.

**Maintenance**

*Maintenance of capital facilities, buildings and infrastructure has an impact on a Department’s operating budget, and thus routine maintenance costs for new and ongoing projects are identified in the table below.*

	2022	2023	2024	2025	2026	2027	Total
Expected Annual Maintenance	\$0	\$0	\$0	\$0	\$0	\$0	\$0

**Maintenance Comments**

Water/Water Mains

Riverside Ave, Monroe to Division

WAT-2017-22

Spending

Project Phase	Prior Spending	2021	Estimated Spending							Total
			2022	2023	2024	2025	2026	2027	6 Year Total	
Construction	\$0	\$532,000	\$1,500,000	\$50,000	\$0	\$0	\$0	\$0	\$1,550,000	\$2,082,000
Design	\$54,000	\$0	\$0	\$0	\$0	\$0	\$0	\$0	\$0	\$54,000
Total	\$54,000	\$532,000	\$1,500,000	\$50,000	\$0	\$0	\$0	\$0	\$1,550,000	\$2,136,000

Funding

Funding Name	Source	Status*	Prior Funding	2021	Estimated Funding							Total
					2022	2023	2024	2025	2026	2027	6 Year Total	
Utility Rates-IC	Local	Funded	\$54,000	\$532,000	\$1,500,000	\$50,000	\$0	\$0	\$0	\$0	\$1,550,000	\$2,136,000
Total			\$54,000	\$532,000	\$1,500,000	\$50,000	\$0	\$0	\$0	\$0	\$1,550,000	\$2,136,000

- \*Status definitions
- Unidentified: Funding source has not yet been determined
  - Identified: Funding source has been found, but not yet requested
  - Applied: Grant or loan application has been submitted, or budget has been requested
  - Awarded: Grant or loan has been offered but the contract has not yet been signed or budget has not yet been approved by Council
  - Encumbered: Project contract has been signed and funds have been allocated to spend on the project

**Water**/Water Mains

**SIA Transmission Line Crossing Under I-90**

WAT-2017-27

**Executive Summary**

Construct approximately 3,200 feet of 30-inch ductile iron water transmission pipeline connecting the new Plains Booster Station to SIA Reservoirs. This includes a section under Interstate-90 in carrier pipe.

**Project Justification**

This project will connect booster stations to the SIA reservoir. The existing 18-inch will remain in service to work in conjunction with the new 30-inch line.

*This project meets the following comprehensive plan goals and/or policies:*

CFU 1.2 - Operational Efficiency. This project will improve the operational efficiency by reducing required maintenance.  
CFU 2.1 - Available Public Facilities. Construction of this project will provide adequate infrastructure at the time of development.

**Location**

Other Location

I-90 near the existing Spotted Road 18-inch I-90 crossing.

**Project Status**

Active

The project is in the planning stage.

**External Factors**

WSDOT permitting and coordination.

**Maintenance**

*Maintenance of capital facilities, buildings and infrastructure has an impact on a Department's operating budget, and thus routine maintenance costs for new and ongoing projects are identified in the table below.*

	2022	2023	2024	2025	2026	2027	Total
Expected Annual Maintenance	\$0	\$0	\$0	\$0	\$0	\$0	\$0

**Maintenance Comments**

Water/Water Mains

SIA Transmission Line Crossing Under I-90

WAT-2017-27

Spending

Project Phase	Prior Spending	2021	Estimated Spending							Total
			2022	2023	2024	2025	2026	2027	6 Year Total	
Construction	\$0	\$0	\$3,000,000	\$3,017,074	\$0	\$0	\$0	\$0	\$6,017,074	\$6,017,074
Design	\$0	\$582,926	\$0	\$0	\$0	\$0	\$0	\$0	\$0	\$582,926
Total	\$0	\$582,926	\$3,000,000	\$3,017,074	\$0	\$0	\$0	\$0	\$6,017,074	\$6,600,000

Funding

Funding Name	Source	Status*	Prior Funding	2021	Estimated Funding							Total
					2022	2023	2024	2025	2026	2027	6 Year Total	
Loan-DWSRF	Federal	Funded	\$0	\$0	\$3,000,000	\$1,468,000	\$0	\$0	\$0	\$0	\$4,468,000	\$4,468,000
Utility Rates-IC	Local	Funded	\$0	\$582,926	\$0	\$1,549,074	\$0	\$0	\$0	\$0	\$1,549,074	\$2,132,000
Total			\$0	\$582,926	\$3,000,000	\$3,017,074	\$0	\$0	\$0	\$0	\$6,017,074	\$6,600,000

- \*Status definitions
- Unidentified: Funding source has not yet been determined
  - Identified: Funding source has been found, but not yet requested
  - Applied: Grant or loan application has been submitted, or budget has been requested
  - Awarded: Grant or loan has been offered but the contract has not yet been signed or budget has not yet been approved by Council
  - Encumbered: Project contract has been signed and funds have been allocated to spend on the project

Water/Water Mains

South Gorge Trail Water Main Replacement

WAT-2018-33

Executive Summary

This project would replace a portion of old cast iron distribution main that is in need of replacement in conjunction with a street and trail project in Clark Avenue.

Project Justification

This project would replace the existing pipeline with ductile iron, greatly increasing its useful life. The existing pipe is unlikely to survive the construction work in the right of way.

*This project meets the following comprehensive plan goals and/or policies:*

CFU 1.2 - Operational Efficiency to increase the life expectancy of the water pipes.

Location

Other Location

Clarke Avenue from Elm St. to approximately Latah Creek.

Project Status

Active

Project estimate and charter have been completed. Design is underway. The project will be constructed in two phases, but the majority of the water main will be replaced in phase 1.

External Factors

Construction complications with the sloughing hillside.

Maintenance

*Maintenance of capital facilities, buildings and infrastructure has an impact on a Department's operating budget, and thus routine maintenance costs for new and ongoing projects are identified in the table below.*

	2022	2023	2024	2025	2026	2027	Total
Expected Annual Maintenance	\$0	\$0	\$0	\$0	\$0	\$0	\$0

Maintenance Comments

Water/Water Mains

South Gorge Trail Water Main Replacement

WAT-2018-33

Spending

Project Phase	Prior Spending	2021	Estimated Spending							Total
			2022	2023	2024	2025	2026	2027	6 Year Total	
Construction	\$0	\$1,826,740	\$10,000	\$0	\$0	\$0	\$0	\$0	\$10,000	\$1,836,740
Design	\$11,642	\$179,618	\$0	\$0	\$0	\$0	\$0	\$0	\$0	\$191,260
Total	\$11,642	\$2,006,358	\$10,000	\$0	\$0	\$0	\$0	\$0	\$10,000	\$2,028,000

Funding

Funding Name	Source	Status*	Prior Funding	2021	Estimated Funding							Total
					2022	2023	2024	2025	2026	2027	6 Year Total	
Utility Rates-IC	Local	Funded	\$11,642	\$2,006,358	\$10,000	\$0	\$0	\$0	\$0	\$0	\$10,000	\$2,028,000
Total			\$11,642	\$2,006,358	\$10,000	\$0	\$0	\$0	\$0	\$0	\$10,000	\$2,028,000

- \*Status definitions
- Unidentified: Funding source has not yet been determined
  - Identified: Funding source has been found, but not yet requested
  - Applied: Grant or loan application has been submitted, or budget has been requested
  - Awarded: Grant or loan has been offered but the contract has not yet been signed or budget has not yet been approved by Council
  - Encumbered: Project contract has been signed and funds have been allocated to spend on the project

**Water**/Water Mains  
**Spokane Falls Blvd, Post to Division Street Main Replacement**  
WAT-2018-37

**Executive Summary**

The existing 16-inch water transmission mains will be replaced with 18-inch ductile iron water pipe as part of the road construction project. This is an integrated project.

**Project Justification**

The existing water cast iron pipes in this section Spokane Falls Boulevard are unlikely to survive construction. The 16-inch water main was installed in 1891.

*This project meets the following comprehensive plan goals and/or policies:*

CFU 1.3 - Maintenance. This project will rehabilitate an existing capital facility. CFU 3.2 - Utility Installation. This project will be constructed with a street project to reduce disruption and protect the infrastructure investment.

**Location**

Other Location  
Spokane Falls Blvd, Post to Division Street.

**Project Status**

Active  
Facility updates have been identified. Preliminary cost has been estimated.

**External Factors**

Street construction project

**Maintenance**

*Maintenance of capital facilities, buildings and infrastructure has an impact on a Department's operating budget, and thus routine maintenance costs for new and ongoing projects are identified in the table below.*

	2022	2023	2024	2025	2026	2027	Total
Expected Annual Maintenance	\$0	\$0	\$0	\$0	\$0	\$0	\$0

**Maintenance Comments**

**Water**/Water Mains  
**Spokane Falls Blvd, Post to Division Street Main Replacement**  
WAT-2018-37

**Spending**

Project Phase	Prior Spending	2021	Estimated Spending							Total
			2022	2023	2024	2025	2026	2027	6 Year Total	
Construction	\$0	\$0	\$0	\$0	\$0	\$0	\$0	\$0	\$0	\$0
Design	\$0	\$0	\$0	\$0	\$0	\$0	\$0	\$50,000	\$50,000	\$50,000
Planning	\$0	\$0	\$0	\$0	\$0	\$0	\$10,000	\$0	\$10,000	\$10,000
Total	\$0	\$0	\$0	\$0	\$0	\$0	\$10,000	\$50,000	\$60,000	\$60,000

**Funding**

Funding Name	Source	Status*	Prior Funding	2021	Estimated Funding							Total
					2022	2023	2024	2025	2026	2027	6 Year Total	
Utility Rates-IC	Local	Funded	\$0	\$0	\$0	\$0	\$0	\$0	\$10,000	\$50,000	\$60,000	\$60,000
Total			\$0	\$0	\$0	\$0	\$0	\$0	\$10,000	\$50,000	\$60,000	\$60,000

- \*Status definitions
- Unidentified: Funding source has not yet been determined
  - Identified: Funding source has been found, but not yet requested
  - Applied: Grant or loan application has been submitted, or budget has been requested
  - Awarded: Grant or loan has been offered but the contract has not yet been signed or budget has not yet been approved by Council
  - Encumbered: Project contract has been signed and funds have been allocated to spend on the project

**Water**/Water Mains**Sprague Avenue, Bernard to Scott, Main Replacement**

WAT-2016-52

**Executive Summary**

This project replaces approximately 3,700 feet of 1894 cast iron transmission main and 1,100 feet of cast iron distribution main installed in 1911. Construction west of Division Street is anticipated to occur with the street project.

**Project Justification**

The existing pipe was constructed in 1894 and is past its useful life. Replacement will be done with the street project.

*This project meets the following comprehensive plan goals and/or policies:*

CFU 3.2 - Utility Installations with public street projects.

**Location**

Other Location

The water line replacement is on Sprague Avenue between Browne and Hatch.

**Project Status**

Active

Design has been completed. Construction of Phase 1 and 2a are complete. Construction of phase 2b is scheduled for 2021.

**External Factors**

Construction of the street project.

**Maintenance**

*Maintenance of capital facilities, buildings and infrastructure has an impact on a Department's operating budget, and thus routine maintenance costs for new and ongoing projects are identified in the table below.*

	2022	2023	2024	2025	2026	2027	Total
Expected Annual Maintenance	\$0	\$0	\$0	\$0	\$0	\$0	\$0

**Maintenance Comments**

**Water**/Water Mains  
**Sprague Avenue, Bernard to Scott, Main Replacement**  
WAT-2016-52

**Spending**

Project Phase	Prior Spending	2021	Estimated Spending							Total
			2022	2023	2024	2025	2026	2027	6 Year Total	
Construction	\$408,347	\$1,778,092	\$382,753	\$0	\$0	\$0	\$0	\$0	\$382,753	\$2,569,192
Design	\$140,000	\$0	\$0	\$0	\$0	\$0	\$0	\$0	\$0	\$140,000
Total	\$548,347	\$1,778,092	\$382,753	\$0	\$0	\$0	\$0	\$0	\$382,753	\$2,709,192

**Funding**

Funding Name	Source	Status*	Prior Funding	2021	Estimated Funding							Total
					2022	2023	2024	2025	2026	2027	6 Year Total	
Utility Rates-IC	Local	Funded	\$548,347	\$1,778,092	\$382,753	\$0	\$0	\$0	\$0	\$0	\$382,753	\$2,709,192
Total			\$548,347	\$1,778,092	\$382,753	\$0	\$0	\$0	\$0	\$0	\$382,753	\$2,709,192

- \*Status definitions
- Unidentified: Funding source has not yet been determined
  - Identified: Funding source has been found, but not yet requested
  - Applied: Grant or loan application has been submitted, or budget has been requested
  - Awarded: Grant or loan has been offered but the contract has not yet been signed or budget has not yet been approved by Council
  - Encumbered: Project contract has been signed and funds have been allocated to spend on the project

**Water**/Water Mains

**Thor and Freya, Hartson to Sprague Avenue Water Upgrades**

WAT-2018-44

**Executive Summary**

The project includes upsizing the transmission main on Thor (3rd to Hartson) and Hartson. Additionally, the project includes in kind replacement of the water line in Freya (3rd to Hartson). This is an integrated project.

**Project Justification**

The street construction is planned to be concrete for Thor and Freya for this project. Utilities need to be upgraded for the life of the concrete pavement. Upgrades will be in conjunction with the street project.

*This project meets the following comprehensive plan goals and/or policies:*

CFU 3.2 - Coordination of Utility Installations.

**Location**

Other Location

Thor and Freya, Hartson to Sprague Avenue.

**Project Status**

Active

The project is in the design stage.

**External Factors**

**Maintenance**

*Maintenance of capital facilities, buildings and infrastructure has an impact on a Department’s operating budget, and thus routine maintenance costs for new and ongoing projects are identified in the table below.*

	2022	2023	2024	2025	2026	2027	Total
Expected Annual Maintenance	\$0	\$0	\$0	\$0	\$0	\$0	\$0

**Maintenance Comments**

Water/Water Mains

Thor and Freya, Hartson to Sprague Avenue Water Upgrades

WAT-2018-44

Spending

Project Phase	Prior Spending	2021	Estimated Spending							Total
			2022	2023	2024	2025	2026	2027	6 Year Total	
Construction	\$0	\$0	\$700,000	\$800,000	\$0	\$0	\$0	\$0	\$1,500,000	\$1,500,000
Design	\$0	\$60,000	\$0	\$0	\$0	\$0	\$0	\$0	\$0	\$60,000
Total	\$0	\$60,000	\$700,000	\$800,000	\$0	\$0	\$0	\$0	\$1,500,000	\$1,560,000

Funding

Funding Name	Source	Status*	Prior Funding	2021	Estimated Funding							Total
					2022	2023	2024	2025	2026	2027	6 Year Total	
Utility Rates - Water	Local	Funded	\$0	\$0	\$300,000	\$300,000	\$0	\$0	\$0	\$0	\$600,000	\$600,000
Utility Rates- IC	Local	Funded	\$0	\$60,000	\$400,000	\$500,000	\$0	\$0	\$0	\$0	\$900,000	\$960,000
Total			\$0	\$60,000	\$700,000	\$800,000	\$0	\$0	\$0	\$0	\$1,500,000	\$1,560,000

- \*Status definitions
- Unidentified: Funding source has not yet been determined
  - Identified: Funding source has been found, but not yet requested
  - Applied: Grant or loan application has been submitted, or budget has been requested
  - Awarded: Grant or loan has been offered but the contract has not yet been signed or budget has not yet been approved by Council
  - Encumbered: Project contract has been signed and funds have been allocated to spend on the project

**Water**/Water Mains

**TJ Meenach Dr. Water Transmission Main; Bridge to NW Blvd**

WAT-2015-104

**Executive Summary**

Approximately 1,700 feet of 18 inch cast iron transmission main will be replaced with the street project.

**Project Justification**

The roadway along this section is being completely reconstructed as part of other city projects, and this project will replace the aged 18-inch cast iron line with a new ductile iron water main. This will complete the renewal of the roadway system and insure system functionality for the next 100 years or more.

*This project meets the following comprehensive plan goals and/or policies:*

CFU 1.2 - Operational Efficiency. This project will improve the operational efficiency by reducing required maintenance.  
CFU 1.3 - Maintenance. This project will rehabilitate an existing capital facility.

**Location**

Other Location

TJ Meenach Drive from the TJ Meenach Bridge to Northwest Blvd.

**Project Status**

Active

Design is scheduled to begin in 2021.

**External Factors**

Coordination with the other elements of the integrated project and council action is required to approve funding this project.

**Maintenance**

*Maintenance of capital facilities, buildings and infrastructure has an impact on a Department's operating budget, and thus routine maintenance costs for new and ongoing projects are identified in the table below.*

	2022	2023	2024	2025	2026	2027	Total
Expected Annual Maintenance	\$0	\$0	\$0	\$0	\$0	\$0	\$0

**Maintenance Comments**

**Water**/Water Mains  
**TJ Meenach Dr. Water Transmission Main; Bridge to NW Blvd**  
WAT-2015-104

**Spending**

Project Phase	Prior Spending	2021	Estimated Spending							Total
			2022	2023	2024	2025	2026	2027	6 Year Total	
Construction	\$0	\$0	\$865,000	\$0	\$0	\$0	\$0	\$0	\$865,000	\$865,000
Design	\$0	\$143,000	\$0	\$0	\$0	\$0	\$0	\$0	\$0	\$143,000
Total	\$0	\$143,000	\$865,000	\$0	\$0	\$0	\$0	\$0	\$865,000	\$1,008,000

**Funding**

Funding Name	Source	Status*	Prior Funding	2021	Estimated Funding							Total
					2022	2023	2024	2025	2026	2027	6 Year Total	
Utility Rates-IC	Local	Funded	\$0	\$143,000	\$865,000	\$0	\$0	\$0	\$0	\$0	\$865,000	\$1,008,000
Total			\$0	\$143,000	\$865,000	\$0	\$0	\$0	\$0	\$0	\$865,000	\$1,008,000

- \*Status definitions
- Unidentified: Funding source has not yet been determined
  - Identified: Funding source has been found, but not yet requested
  - Applied: Grant or loan application has been submitted, or budget has been requested
  - Awarded: Grant or loan has been offered but the contract has not yet been signed or budget has not yet been approved by Council
  - Encumbered: Project contract has been signed and funds have been allocated to spend on the project

Water/Water Mains

Wellesley Avenue, Freya to Havana Street Main Replacement

WAT-2018-43

Executive Summary

The existing water distribution mains will be replaced with 12-inch ductile iron water pipe as part of the street construction project.

Project Justification

The existing water cast iron pipes in this section Wellesley Avenue will be upgraded to a 12-inch water main west of Rebecca Street. The 12-inch water main to the east was installed in 1958 and is expected to be in good condition.

*This project meets the following comprehensive plan goals and/or policies:*

CFU 1.2 - Operational Efficiency. This project will improve the operational efficiency by reducing required maintenance.  
CFU 1.3 - Maintenance. This project will rehabilitate an existing capital facility.

Location

Other Location

Wellesley Avenue, Freya to Havana.

Project Status

Active

Facility updates have been identified. Preliminary cost has been estimated.

External Factors

Street construction project

Maintenance

*Maintenance of capital facilities, buildings and infrastructure has an impact on a Department's operating budget, and thus routine maintenance costs for new and ongoing projects are identified in the table below.*

	2022	2023	2024	2025	2026	2027	Total
Expected Annual Maintenance	\$0	\$0	\$0	\$0	\$0	\$0	\$0

Maintenance Comments

Water/Water Mains

Wellesley Avenue, Freya to Havana Street Main Replacement

WAT-2018-43

Spending

Project Phase	Prior Spending	2021	Estimated Spending							Total
			2022	2023	2024	2025	2026	2027	6 Year Total	
Construction	\$0	\$0	\$0	\$0	\$0	\$0	\$0	\$700,000	\$700,000	\$700,000
Design	\$0	\$0	\$0	\$0	\$0	\$0	\$70,000	\$0	\$70,000	\$70,000
Total	\$0	\$0	\$0	\$0	\$0	\$0	\$70,000	\$700,000	\$770,000	\$770,000

Funding

Funding Name	Source	Status*	Prior Funding	2021	Estimated Funding							Total
					2022	2023	2024	2025	2026	2027	6 Year Total	
Utility Rates-IC	Local	Funded	\$0	\$0	\$0	\$0	\$0	\$0	\$70,000	\$700,000	\$770,000	\$770,000
Total			\$0	\$0	\$0	\$0	\$0	\$0	\$70,000	\$700,000	\$770,000	\$770,000

- \*Status definitions
- Unidentified: Funding source has not yet been determined
  - Identified: Funding source has been found, but not yet requested
  - Applied: Grant or loan application has been submitted, or budget has been requested
  - Awarded: Grant or loan has been offered but the contract has not yet been signed or budget has not yet been approved by Council
  - Encumbered: Project contract has been signed and funds have been allocated to spend on the project

Water/Water Mains

Westbow Transmission Main - Thomas Mallen to Spotted

WAT-2021-27

Executive Summary

This project will construct a new transmission main connecting the new Plains Booster and Thomas Mallon tank. Both development and intertie agreements with Fairchild AFB will require additional transmission to the reservoir and the Plains Pressure Zone. The existing pipe does not have capacity.

Project Justification

The new pipe is necessary to deliver the required water to the Thomas Mallon tank to supply the Plains Pressure Zone.

*This project meets the following comprehensive plan goals and/or policies:*

CFU 1.2 - Operational Efficiency. This project will improve the operational efficiency by reducing required maintenance.

Location

Other Location

Westbow Blvd, Thomas Mallen Rd to Spotted Rd.

Project Status

Active

Currently in the planning stage.

External Factors

None known.

Maintenance

*Maintenance of capital facilities, buildings and infrastructure has an impact on a Department’s operating budget, and thus routine maintenance costs for new and ongoing projects are identified in the table below.*

	2022	2023	2024	2025	2026	2027	Total
Expected Annual Maintenance	\$0	\$0	\$0	\$0	\$0	\$0	\$0

Maintenance Comments

Water/Water Mains

Westbow Transmission Main - Thomas Mallen to Spotted

WAT-2021-27

Spending

Project Phase	Prior Spending	2021	Estimated Spending							Total
			2022	2023	2024	2025	2026	2027	6 Year Total	
Construction	\$0	\$0	\$0	\$0	\$0	\$0	\$0	\$8,000,000	\$8,000,000	\$8,000,000
Design	\$0	\$0	\$0	\$0	\$0	\$0	\$800,000	\$0	\$800,000	\$800,000
Total	\$0	\$0	\$0	\$0	\$0	\$0	\$800,000	\$8,000,000	\$8,800,000	\$8,800,000

Funding

Funding Name	Source	Status*	Prior Funding	2021	Estimated Funding							Total
					2022	2023	2024	2025	2026	2027	6 Year Total	
Private	Unidentified	Unfunded	\$0	\$0	\$0	\$0	\$0	\$0	\$800,000	\$8,000,000	\$8,800,000	\$8,800,000
Total			\$0	\$0	\$0	\$0	\$0	\$0	\$800,000	\$8,000,000	\$8,800,000	\$8,800,000

- \*Status definitions
- Unidentified: Funding source has not yet been determined
  - Identified: Funding source has been found, but not yet requested
  - Applied: Grant or loan application has been submitted, or budget has been requested
  - Awarded: Grant or loan has been offered but the contract has not yet been signed or budget has not yet been approved by Council
  - Encumbered: Project contract has been signed and funds have been allocated to spend on the project

Water/Water Mains

Whistalks Way Transmission Main Replacement

WAT-2016-50

Executive Summary

This project replaces approximately 3,500 feet of 12-inch distribution and 1,000 feet of 18-inch transmission main cast iron pipe with the street construction. This is an integrated project.

Project Justification

These existing water mains are cast iron built in 1967. These pipelines likely wouldn't survive the construction of the new street. During the planning phase, the pipe size and operations will be analyzed to determine an optimized design.

*This project meets the following comprehensive plan goals and/or policies:*

CFU 3.2 - Coordination of Utility Installation. This project will be constructed with a street project to reduce disruption and protect the infrastructure investment.

Location

Other Location

Whistalks Way between Government Way and the Spokane River.

Project Status

Active

The project is currently in the planning phase. Project 2016096.

External Factors

Construction of the street project.

Maintenance

*Maintenance of capital facilities, buildings and infrastructure has an impact on a Department's operating budget, and thus routine maintenance costs for new and ongoing projects are identified in the table below.*

	2022	2023	2024	2025	2026	2027	Total
Expected Annual Maintenance	\$0	\$0	\$0	\$0	\$0	\$0	\$0

Maintenance Comments

Water/Water Mains

Whistalks Way Transmission Main Replacement

WAT-2016-50

Spending

Project Phase	Prior Spending	2021	Estimated Spending							Total
			2022	2023	2024	2025	2026	2027	6 Year Total	
Construction	\$0	\$0	\$0	\$0	\$0	\$0	\$500,000	\$0	\$500,000	\$500,000
Design	\$0	\$0	\$0	\$0	\$0	\$50,000	\$0	\$0	\$50,000	\$50,000
Planning	\$0	\$0	\$0	\$0	\$5,000	\$0	\$0	\$0	\$5,000	\$5,000
Total	\$0	\$0	\$0	\$0	\$5,000	\$50,000	\$500,000	\$0	\$555,000	\$555,000

Funding

Funding Name	Source	Status*	Prior Funding	2021	Estimated Funding							Total
					2022	2023	2024	2025	2026	2027	6 Year Total	
Utility Rates-IC	Local	Funded	\$0	\$0	\$0	\$0	\$5,000	\$50,000	\$500,000	\$0	\$555,000	\$555,000
Total			\$0	\$0	\$0	\$0	\$5,000	\$50,000	\$500,000	\$0	\$555,000	\$555,000

- \*Status definitions
- Unidentified: Funding source has not yet been determined
  - Identified: Funding source has been found, but not yet requested
  - Applied: Grant or loan application has been submitted, or budget has been requested
  - Awarded: Grant or loan has been offered but the contract has not yet been signed or budget has not yet been approved by Council
  - Encumbered: Project contract has been signed and funds have been allocated to spend on the project

**Water**/Water Maintenance  
**16th Ave Transmission Main, Chestnut to Milton Booster**  
WAT-2014-163

**Executive Summary**

Planning phase is pipe condition assessment 2022, design in 2023, and replacement of a 30-inch steel transmission line 2024.

**Project Justification**

The existing steel line is exposed and vulnerable to failure. This project would replace the steel main with a buried ductile iron pipe.

*This project meets the following comprehensive plan goals and/or policies:*

CFU 1.3 – Maintenance. CFU 1.5 – Utility Construction Standards.

**Location**

Other Location  
16th Ave and Chestnut crossing Latah Creek to 15th Ave and Milton.

**Project Status**

Active  
Currently in the planning stages.

**External Factors**

Permitting as to what time of year the creek crossing would be allowed.

**Maintenance**

*Maintenance of capital facilities, buildings and infrastructure has an impact on a Department’s operating budget, and thus routine maintenance costs for new and ongoing projects are identified in the table below.*

	2022	2023	2024	2025	2026	2027	Total
Expected Annual Maintenance	\$0	\$0	\$0	\$0	\$0	\$0	\$0

**Maintenance Comments**

Water/Water Maintenance

16th Ave Transmission Main, Chestnut to Milton Booster

WAT-2014-163

Spending

Project Phase	Prior Spending	2021	Estimated Spending							Total
			2022	2023	2024	2025	2026	2027	6 Year Total	
Construction	\$0	\$0	\$0	\$0	\$2,000,000	\$1,000,000	\$0	\$0	\$3,000,000	\$3,000,000
Design	\$0	\$0	\$0	\$300,000	\$0	\$0	\$0	\$0	\$300,000	\$300,000
Planning	\$0	\$0	\$100,000	\$0	\$0	\$0	\$0	\$0	\$100,000	\$100,000
Total	\$0	\$0	\$100,000	\$300,000	\$2,000,000	\$1,000,000	\$0	\$0	\$3,400,000	\$3,400,000

Funding

Funding Name	Source	Status*	Prior Funding	2021	Estimated Funding							Total
					2022	2023	2024	2025	2026	2027	6 Year Total	
Utility Rates - Water	Identified	Funded	\$0	\$0	\$100,000	\$300,000	\$2,000,000	\$1,000,000	\$0	\$0	\$3,400,000	\$3,400,000
Total			\$0	\$0	\$100,000	\$300,000	\$2,000,000	\$1,000,000	\$0	\$0	\$3,400,000	\$3,400,000

- \*Status definitions
- Unidentified: Funding source has not yet been determined
  - Identified: Funding source has been found, but not yet requested
  - Applied: Grant or loan application has been submitted, or budget has been requested
  - Awarded: Grant or loan has been offered but the contract has not yet been signed or budget has not yet been approved by Council
  - Encumbered: Project contract has been signed and funds have been allocated to spend on the project

**Water**/Water Maintenance  
**AMI Collector Installation for Smart Metering**  
WAT-2021-68

**Executive Summary**

Includes purchasing of equipment and contracting for installation, set-up and programming.

**Project Justification**

For the on-going effort of implementing smart metering tech.  
*This project meets the following comprehensive plan goals and/or policies:*  
CFU 1.2 - Operational Efficiency. CFU 1.5 - Utility Construction Standards. CFU 5.2 - Water Conservation.

**Location**

Other Location  
City-wide.

**Project Status**

Active  
Required equipment for creating smart meter network.

**External Factors**

Industry availability and expenditure of funds by council approval.

**Maintenance**

*Maintenance of capital facilities, buildings and infrastructure has an impact on a Department’s operating budget, and thus routine maintenance costs for new and ongoing projects are identified in the table below.*

	2022	2023	2024	2025	2026	2027	Total
Expected Annual Maintenance	\$0	\$0	\$0	\$0	\$0	\$0	\$0

**Maintenance Comments**

Water/Water Maintenance

AMI Collector Installation for Smart Metering

WAT-2021-68

Spending

Project Phase	Prior Spending	2021	Estimated Spending							Total
			2022	2023	2024	2025	2026	2027	6 Year Total	
Construction	\$0	\$0	\$1,000,000	\$0	\$0	\$0	\$0	\$0	\$1,000,000	\$1,000,000
Total	\$0	\$0	\$1,000,000	\$0	\$0	\$0	\$0	\$0	\$1,000,000	\$1,000,000

Funding

Funding Name	Source	Status*	Prior Funding	2021	Estimated Funding							Total
					2022	2023	2024	2025	2026	2027	6 Year Total	
Utility Rates - Water	Identified	Funded	\$0	\$0	\$1,000,000	\$0	\$0	\$0	\$0	\$0	\$1,000,000	\$1,000,000
Total			\$0	\$0	\$1,000,000	\$0	\$0	\$0	\$0	\$0	\$1,000,000	\$1,000,000

- \*Status definitions
- Unidentified: Funding source has not yet been determined
  - Identified: Funding source has been found, but not yet requested
  - Applied: Grant or loan application has been submitted, or budget has been requested
  - Awarded: Grant or loan has been offered but the contract has not yet been signed or budget has not yet been approved by Council
  - Encumbered: Project contract has been signed and funds have been allocated to spend on the project

Water/Water Maintenance

Chlorine Analyzer Replacement

WAT-2020-47

Executive Summary

Replacement of all CL17 Chlorine Analyzers over a two year period (2021-2022).

Project Justification

The CL17 Chlorine Analyzers which monitor chlorine residual in the water system are reaching the mandated expiration date and require replacement.

*This project meets the following comprehensive plan goals and/or policies:*

CFU 1.3 - Maintenance. CFU 6.5 - Infrastructure Maintenance.

Location

Other Location

Well and booster stations City-wide.

Project Status

Active

Purchase and replace chlorine analyzers over two year period. (2021 - 2022).

External Factors

Council approval for expenditure of funds to complete replacement.

Maintenance

*Maintenance of capital facilities, buildings and infrastructure has an impact on a Department’s operating budget, and thus routine maintenance costs for new and ongoing projects are identified in the table below.*

	2022	2023	2024	2025	2026	2027	Total
Expected Annual Maintenance	\$0	\$0	\$0	\$0	\$0	\$0	\$0

Maintenance Comments

Water/Water Maintenance

Chlorine Analyzer Replacement

WAT-2020-47

Spending

Project Phase	Prior Spending	2021	Estimated Spending							Total
			2022	2023	2024	2025	2026	2027	6 Year Total	
Purchases	\$0	\$75,000	\$75,000	\$0	\$0	\$0	\$0	\$0	\$75,000	\$150,000
Total	\$0	\$75,000	\$75,000	\$0	\$0	\$0	\$0	\$0	\$75,000	\$150,000

Funding

Funding Name	Source	Status*	Prior Funding	2021	Estimated Funding							Total
					2022	2023	2024	2025	2026	2027	6 Year Total	
Utility Funds - Water	Identified	Funded	\$0	\$75,000	\$75,000	\$0	\$0	\$0	\$0	\$0	\$75,000	\$150,000
Total			\$0	\$75,000	\$75,000	\$0	\$0	\$0	\$0	\$0	\$75,000	\$150,000

- \*Status definitions
- Unidentified: Funding source has not yet been determined
  - Identified: Funding source has been found, but not yet requested
  - Applied: Grant or loan application has been submitted, or budget has been requested
  - Awarded: Grant or loan has been offered but the contract has not yet been signed or budget has not yet been approved by Council
  - Encumbered: Project contract has been signed and funds have been allocated to spend on the project

**Water**/Water Maintenance  
**Electric Vehicle (EV) Charging Station Development**  
WAT-2021-62

**Executive Summary**

Electric Vehicle (EV) charging station development.

**Project Justification**

Necessary before purchase and use of all-electric vehicles.  
*This project meets the following comprehensive plan goals and/or policies:*  
CFU 1.3 - Maintenance. CFU 1.5 - Utility Construction Standards ED 6.1 - Infrastructure Projects.

**Location**

Other Location  
Water Main Ops facility and Upriver Ops facility.

**Project Status**

Active  
Beginning evaluation of EV charging station development intended to address state mandates through to 2026.

**External Factors**

State and city council mandates, expenditure of funds approved by city council.

**Maintenance**

*Maintenance of capital facilities, buildings and infrastructure has an impact on a Department’s operating budget, and thus routine maintenance costs for new and ongoing projects are identified in the table below.*

	2022	2023	2024	2025	2026	2027	Total
Expected Annual Maintenance	\$0	\$0	\$0	\$0	\$0	\$0	\$0

**Maintenance Comments**

Water/Water Maintenance

Electric Vehicle (EV) Charging Station Development

WAT-2021-62

Spending

Project Phase	Prior Spending	2021	Estimated Spending							Total
			2022	2023	2024	2025	2026	2027	6 Year Total	
Design	\$0	\$0	\$0	\$0	\$0	\$0	\$0	\$1,000,000	\$1,000,000	\$1,000,000
Planning	\$0	\$0	\$0	\$0	\$0	\$0	\$300,000	\$0	\$300,000	\$300,000
Total	\$0	\$0	\$0	\$0	\$0	\$0	\$300,000	\$1,000,000	\$1,300,000	\$1,300,000

Funding

Funding Name	Source	Status*	Prior Funding	2021	Estimated Funding							Total
					2022	2023	2024	2025	2026	2027	6 Year Total	
Utility Rates - Water	Identified	Funded	\$0	\$0	\$0	\$0	\$0	\$0	\$300,000	\$1,000,000	\$1,300,000	\$1,300,000
Total			\$0	\$0	\$0	\$0	\$0	\$0	\$300,000	\$1,000,000	\$1,300,000	\$1,300,000

- \*Status definitions
- Unidentified: Funding source has not yet been determined
  - Identified: Funding source has been found, but not yet requested
  - Applied: Grant or loan application has been submitted, or budget has been requested
  - Awarded: Grant or loan has been offered but the contract has not yet been signed or budget has not yet been approved by Council
  - Encumbered: Project contract has been signed and funds have been allocated to spend on the project

**Water**/Water Maintenance

**Metering**

WAT-2013-156

**Executive Summary**

This would be an ongoing annual costs for upgrading the meter reading equipment: meters, radios, readers, programs, etc. Starting 2019 purchasing costs for all meter equipment was added to this project to align with accounting practices.

**Project Justification**

This equipment allows the water department to account for usage and accurately bill usage.

*This project meets the following comprehensive plan goals and/or policies:*

CFU 1.2 - Operational Efficiency. CFU 5.2 - Water Conservation.

**Location**

Other Location

City-wide.

**Project Status**

Active

This project is ongoing.

**External Factors**

Council action is required to approve Enterprise Fund Rates in order to fully fund this project.

**Maintenance**

*Maintenance of capital facilities, buildings and infrastructure has an impact on a Department’s operating budget, and thus routine maintenance costs for new and ongoing projects are identified in the table below.*

	2022	2023	2024	2025	2026	2027	Total
Expected Annual Maintenance	\$0	\$0	\$0	\$0	\$0	\$0	\$0

**Maintenance Comments**

Water/Water Maintenance

Metering

WAT-2013-156

Spending

Project Phase	Prior Spending	2021	Estimated Spending							Total
			2022	2023	2024	2025	2026	2027	6 Year Total	
Purchases	\$1,400,000	\$1,400,000	\$1,400,000	\$1,400,000	\$1,400,000	\$1,400,000	\$1,400,000	\$1,400,000	\$8,400,000	\$11,200,000
Total	\$1,400,000	\$1,400,000	\$1,400,000	\$1,400,000	\$1,400,000	\$1,400,000	\$1,400,000	\$1,400,000	\$8,400,000	\$11,200,000

Funding

Funding Name	Source	Status*	Prior Funding	2021	Estimated Funding							Total
					2022	2023	2024	2025	2026	2027	6 Year Total	
Utility Rates - Water	Identified	Funded	\$1,400,000	\$1,400,000	\$1,400,000	\$1,400,000	\$1,400,000	\$1,400,000	\$1,400,000	\$1,400,000	\$8,400,000	\$11,200,000
Total			\$1,400,000	\$1,400,000	\$1,400,000	\$1,400,000	\$1,400,000	\$1,400,000	\$1,400,000	\$1,400,000	\$8,400,000	\$11,200,000

\*Status definitions

- Unidentified: Funding source has not yet been determined
- Identified: Funding source has been found, but not yet requested
- Applied: Grant or loan application has been submitted, or budget has been requested
- Awarded: Grant or loan has been offered but the contract has not yet been signed or budget has not yet been approved by Council
- Encumbered: Project contract has been signed and funds have been allocated to spend on the project

Water/Water Maintenance

Parkwater Pump and Motor Replacements

WAT-2015-144

Executive Summary

Phased replacement of old, worn out and inefficient pumps and motors for the water system. Pump and motor will be replaced for Position 4 in 2020, Position 6 and 8 in 2021, Position 5 and 7 in 2023, Position 1 & 3 in 2025.

Project Justification

The existing pumps and motors have reached the end of their useful/efficient life. They will be replaced with more reliable, efficient pumps and motors.

*This project meets the following comprehensive plan goals and/or policies:*

CFU 1.2 - Operational Efficiency. CFU 1.3 - Maintenance. CFU 6.5 - Infrastructure Maintenance.

Location

Other Location

Parkwater Well Station.

Project Status

Active

Scoping estimates have been completed.

External Factors

Council approval of fund expenditure.

Maintenance

*Maintenance of capital facilities, buildings and infrastructure has an impact on a Department’s operating budget, and thus routine maintenance costs for new and ongoing projects are identified in the table below.*

	2022	2023	2024	2025	2026	2027	Total
Expected Annual Maintenance	\$0	\$0	\$0	\$0	\$0	\$0	\$0

Maintenance Comments

Water/Water Maintenance

Parkwater Pump and Motor Replacements

WAT-2015-144

Spending

Project Phase	Prior Spending	2021	Estimated Spending							Total
			2022	2023	2024	2025	2026	2027	6 Year Total	
Design	\$0	\$0	\$0	\$0	\$0	\$0	\$0	\$0	\$0	\$0
Purchases	\$500,000	\$400,000	\$0	\$600,000	\$0	\$700,000	\$0	\$0	\$1,300,000	\$2,200,000
Total	\$500,000	\$400,000	\$0	\$600,000	\$0	\$700,000	\$0	\$0	\$1,300,000	\$2,200,000

Funding

Funding Name	Source	Status*	Prior Funding	2021	Estimated Funding							Total
					2022	2023	2024	2025	2026	2027	6 Year Total	
Utility Rates - Water	Identified	Funded	\$500,000	\$400,000	\$0	\$600,000	\$0	\$700,000	\$0	\$0	\$1,300,000	\$2,200,000
Total			\$500,000	\$400,000	\$0	\$600,000	\$0	\$700,000	\$0	\$0	\$1,300,000	\$2,200,000

- \*Status definitions
- Unidentified: Funding source has not yet been determined
  - Identified: Funding source has been found, but not yet requested
  - Applied: Grant or loan application has been submitted, or budget has been requested
  - Awarded: Grant or loan has been offered but the contract has not yet been signed or budget has not yet been approved by Council
  - Encumbered: Project contract has been signed and funds have been allocated to spend on the project

**Water**/Water Maintenance  
**Rebuild Generators #2 and #3 in Powerhouse #1**  
WAT-2014-151

**Executive Summary**  
Rebuilding of generators #2 and #3 in powerhouse #1 at Upriver Dam.

**Project Justification**  
These generators has not been rebuilt in over 30 years. This project will increase asset life while improving performance and power generation.  
*This project meets the following comprehensive plan goals and/or policies:*  
CFU 1.2 - Operational Efficiency. CFU 1.3 - Maintenance. CFU 6.5 - Infrastructure Maintenance.

**Location**  
Other Location  
Upriver Dam.

**Project Status**  
Active  
Generator #2 and #3 Design 2022, Construction 2022 and 2023, dependent upon seasonal outage availability.

**External Factors**  
Council action is required to approve Enterprise Fund Rates in order to fully fund this project.

**Maintenance**  
*Maintenance of capital facilities, buildings and infrastructure has an impact on a Department’s operating budget, and thus routine maintenance costs for new and ongoing projects are identified in the table below.*

	2022	2023	2024	2025	2026	2027	Total
Expected Annual Maintenance	\$0	\$0	\$0	\$0	\$0	\$0	\$0

**Maintenance Comments**

Water/Water Maintenance

Rebuild Generators #2 and #3 in Powerhouse #1

WAT-2014-151

Spending

Project Phase	Prior Spending	2021	Estimated Spending							Total
			2022	2023	2024	2025	2026	2027	6 Year Total	
Construction	\$0	\$0	\$1,000,000	\$1,000,000	\$0	\$0	\$0	\$0	\$2,000,000	\$2,000,000
Design	\$300,000	\$0	\$100,000	\$0	\$0	\$0	\$0	\$0	\$100,000	\$400,000
Total	\$300,000	\$0	\$1,100,000	\$1,000,000	\$0	\$0	\$0	\$0	\$2,100,000	\$2,400,000

Funding

Funding Name	Source	Status*	Prior Funding	2021	Estimated Funding							Total
					2022	2023	2024	2025	2026	2027	6 Year Total	
Utility Rates - Water	Identified	Funded	\$300,000	\$0	\$1,100,000	\$1,000,000	\$0	\$0	\$0	\$0	\$2,100,000	\$2,400,000
Total			\$300,000	\$0	\$1,100,000	\$1,000,000	\$0	\$0	\$0	\$0	\$2,100,000	\$2,400,000

- \*Status definitions
- Unidentified: Funding source has not yet been determined
  - Identified: Funding source has been found, but not yet requested
  - Applied: Grant or loan application has been submitted, or budget has been requested
  - Awarded: Grant or loan has been offered but the contract has not yet been signed or budget has not yet been approved by Council
  - Encumbered: Project contract has been signed and funds have been allocated to spend on the project

**Water**/Water Maintenance  
**Rebuild Generators #4 and #5 in Powerhouse #2**

WAT-2020-48

**Executive Summary**

Rebuilding of generators #4 and #5 in powerhouse #2 at Upriver Dam.

**Project Justification**

These generators has not been rebuilt in over 30 years. This project will increase asset life while improving performance and power generation.

*This project meets the following comprehensive plan goals and/or policies:*

CFU 1.2 - Operational Efficiency. CFU 1.3 - Maintenance. CFU 6.5 - Infrastructure Maintenance.

**Location**

Other Location

Upriver Dam.

**Project Status**

Active

Generator #4 and #5 Design in 2023. Construction Generator #4 in 2024 Generator #5 2025

**External Factors**

Council action is required to approve Enterprise Fund Rates in order to fully fund this project.

**Maintenance**

*Maintenance of capital facilities, buildings and infrastructure has an impact on a Department’s operating budget, and thus routine maintenance costs for new and ongoing projects are identified in the table below.*

	2022	2023	2024	2025	2026	2027	Total
Expected Annual Maintenance	\$0	\$0	\$0	\$0	\$0	\$0	\$0

**Maintenance Comments**

Water/Water Maintenance

Rebuild Generators #4 and #5 in Powerhouse #2

WAT-2020-48

Spending

Project Phase	Prior Spending	2021	Estimated Spending							Total
			2022	2023	2024	2025	2026	2027	6 Year Total	
Construction	\$0	\$0	\$0	\$0	\$3,000,000	\$3,000,000	\$0	\$0	\$6,000,000	\$6,000,000
Design	\$0	\$0	\$0	\$300,000	\$0	\$0	\$0	\$0	\$300,000	\$300,000
Total	\$0	\$0	\$0	\$300,000	\$3,000,000	\$3,000,000	\$0	\$0	\$6,300,000	\$6,300,000

Funding

Funding Name	Source	Status*	Prior Funding	2021	Estimated Funding							Total
					2022	2023	2024	2025	2026	2027	6 Year Total	
Utility Rates - Water	Identified	Funded	\$0	\$0	\$0	\$300,000	\$3,000,000	\$3,000,000	\$0	\$0	\$6,300,000	\$6,300,000
Total			\$0	\$0	\$0	\$300,000	\$3,000,000	\$3,000,000	\$0	\$0	\$6,300,000	\$6,300,000

- \*Status definitions
- Unidentified: Funding source has not yet been determined
  - Identified: Funding source has been found, but not yet requested
  - Applied: Grant or loan application has been submitted, or budget has been requested
  - Awarded: Grant or loan has been offered but the contract has not yet been signed or budget has not yet been approved by Council
  - Encumbered: Project contract has been signed and funds have been allocated to spend on the project

**Water**/Water Maintenance

**SCADA System**

WAT-2013-157

**Executive Summary**

This would be an ongoing annual costs for upgrading control equipment: radios, PLCs, data collectors, control programs, etc.

**Project Justification**

This equipment allows the department to monitor the system.

*This project meets the following comprehensive plan goals and/or policies:*

CFU 1.2 - Operational Efficiency. CFU 6.5 - Infrastructure Maintenance.

**Location**

Other Location

City-wide.

**Project Status**

Active

This project is currently ongoing.

**External Factors**

Council action is required to approve Enterprise Fund Rates in order to fully fund this project.

**Maintenance**

*Maintenance of capital facilities, buildings and infrastructure has an impact on a Department’s operating budget, and thus routine maintenance costs for new and ongoing projects are identified in the table below.*

	2022	2023	2024	2025	2026	2027	Total
Expected Annual Maintenance	\$0	\$0	\$0	\$0	\$0	\$0	\$0

**Maintenance Comments**

Water/Water Maintenance

SCADA System

WAT-2013-157

Spending

Project Phase	Prior Spending	2021	Estimated Spending							Total
			2022	2023	2024	2025	2026	2027	6 Year Total	
Purchases	\$135,000	\$75,000	\$500,000	\$500,000	\$75,000	\$75,000	\$75,000	\$75,000	\$1,300,000	\$1,510,000
Total	\$135,000	\$75,000	\$500,000	\$500,000	\$75,000	\$75,000	\$75,000	\$75,000	\$1,300,000	\$1,510,000

Funding

Funding Name	Source	Status*	Prior Funding	2021	Estimated Funding							Total
					2022	2023	2024	2025	2026	2027	6 Year Total	
Utility Rates - Water	Identified	Funded	\$135,000	\$75,000	\$500,000	\$500,000	\$75,000	\$75,000	\$75,000	\$75,000	\$1,300,000	\$1,510,000
Total			\$135,000	\$75,000	\$500,000	\$500,000	\$75,000	\$75,000	\$75,000	\$75,000	\$1,300,000	\$1,510,000

- \*Status definitions
- Unidentified: Funding source has not yet been determined
  - Identified: Funding source has been found, but not yet requested
  - Applied: Grant or loan application has been submitted, or budget has been requested
  - Awarded: Grant or loan has been offered but the contract has not yet been signed or budget has not yet been approved by Council
  - Encumbered: Project contract has been signed and funds have been allocated to spend on the project

**Water**/Water Maintenance  
**Tank Rehabilitation Fund**  
WAT-2013-163

**Executive Summary**

These projects will extend the service life of the reservoirs as well as limit leaking and potential contamination issues associated with the City's storage facilities.

**Project Justification**

The water department has 34 reservoirs. The coatings and liners used have a life expectancy of 10 to 40 years depending on tank style and materials used. A rehabilitation schedule has not been in place or followed for many years. This would be the continuation of a program started in 2014.

*This project meets the following comprehensive plan goals and/or policies:*

CFU 1.2 - Operational Efficiency. CFU 1.3 - Maintenance. CFU 1.5 - Utility Construction Standards. CFU 5.2 - Water Conservation. ED 3.5 - Infrastructure Maintenance.

**Location**

Other Location  
City-wide.

**Project Status**

Active  
Rehabilitation of a storage facility every other year.

**External Factors**

Council action is required to approve Enterprise Fund Rates in order to fully fund this project.

**Maintenance**

*Maintenance of capital facilities, buildings and infrastructure has an impact on a Department's operating budget, and thus routine maintenance costs for new and ongoing projects are identified in the table below.*

	2022	2023	2024	2025	2026	2027	Total
Expected Annual Maintenance	\$0	\$0	\$0	\$0	\$0	\$0	\$0

**Maintenance Comments**

Water/Water Maintenance

Tank Rehabilitation Fund

WAT-2013-163

Spending

Project Phase	Prior Spending	2021	Estimated Spending							Total
			2022	2023	2024	2025	2026	2027	6 Year Total	
Construction	\$0	\$0	\$0	\$1,500,000	\$0	\$0	\$1,750,000	\$0	\$3,250,000	\$3,250,000
Design	\$0	\$0	\$100,000	\$0	\$0	\$100,000	\$0	\$0	\$200,000	\$200,000
Total	\$0	\$0	\$100,000	\$1,500,000	\$0	\$100,000	\$1,750,000	\$0	\$3,450,000	\$3,450,000

Funding

Funding Name	Source	Status*	Prior Funding	2021	Estimated Funding							Total
					2022	2023	2024	2025	2026	2027	6 Year Total	
Utility Rates - Water	Identified	Funded	\$0	\$0	\$100,000	\$1,500,000	\$0	\$100,000	\$1,750,000	\$0	\$3,450,000	\$3,450,000
Total			\$0	\$0	\$100,000	\$1,500,000	\$0	\$100,000	\$1,750,000	\$0	\$3,450,000	\$3,450,000

- \*Status definitions
- Unidentified: Funding source has not yet been determined
  - Identified: Funding source has been found, but not yet requested
  - Applied: Grant or loan application has been submitted, or budget has been requested
  - Awarded: Grant or loan has been offered but the contract has not yet been signed or budget has not yet been approved by Council
  - Encumbered: Project contract has been signed and funds have been allocated to spend on the project

**Water**/Water Maintenance

**Upriver Dam Spillway Rehabilitation Phase 4 and FERC Studies**

WAT-2020-50

**Executive Summary**

The Spillway at Upriver Dam is a concrete structure that requires repair and rehabilitation to remain safe and functional. The study will include the FERC regulatory requirement for the Upriver Dam 9th Part 12D study that must be performed by a third party Consultant.

**Project Justification**

This project is designed to rehabilitate the spillway so it will remain in safe operating condition.

*This project meets the following comprehensive plan goals and/or policies:*

CFU 1.2 - Operational Efficiency. CFU 1.3 - Maintenance. CFU 6.5 - Infrastructure Maintenance.

**Location**

Other Location

Upriver Dam

**Project Status**

Active

Additional study and design including an Inundation (PMF) Study, the FERC 9th Part 12D requirements in 2025. Construction beginning in 2026.

**External Factors**

Council action is required to approve funding in order to fully fund this project.

**Maintenance**

*Maintenance of capital facilities, buildings and infrastructure has an impact on a Department’s operating budget, and thus routine maintenance costs for new and ongoing projects are identified in the table below.*

	2022	2023	2024	2025	2026	2027	Total
Expected Annual Maintenance	\$0	\$0	\$0	\$0	\$0	\$0	\$0

**Maintenance Comments**

Water/Water Maintenance

Upriver Dam Spillway Rehabilitation Phase 4 and FERC Studies

WAT-2020-50

Spending

Project Phase	Prior Spending	2021	Estimated Spending							Total
			2022	2023	2024	2025	2026	2027	6 Year Total	
Construction	\$0	\$0	\$0	\$0	\$0	\$0	\$2,500,000	\$0	\$2,500,000	\$2,500,000
Design	\$0	\$0	\$100,000	\$0	\$0	\$550,000	\$0	\$0	\$650,000	\$650,000
Total	\$0	\$0	\$100,000	\$0	\$0	\$550,000	\$2,500,000	\$0	\$3,150,000	\$3,150,000

Funding

Funding Name	Source	Status*	Prior Funding	2021	Estimated Funding							Total
					2022	2023	2024	2025	2026	2027	6 Year Total	
Utility Rates	Identified	Funded	\$0	\$0	\$100,000	\$0	\$0	\$550,000	\$2,500,000	\$0	\$3,150,000	\$3,150,000
Total			\$0	\$0	\$100,000	\$0	\$0	\$550,000	\$2,500,000	\$0	\$3,150,000	\$3,150,000

- \*Status definitions
- Unidentified: Funding source has not yet been determined
  - Identified: Funding source has been found, but not yet requested
  - Applied: Grant or loan application has been submitted, or budget has been requested
  - Awarded: Grant or loan has been offered but the contract has not yet been signed or budget has not yet been approved by Council
  - Encumbered: Project contract has been signed and funds have been allocated to spend on the project

**Water**/Water Maintenance

**Water Distribution Main Resiliency & Water Quality Program**

WAT-2019-64

**Executive Summary**

Construction, Design and Planning of water distribution main and service connections to eliminate dead end lines, provide system looping and relocate meters out of basements.

**Project Justification**

The addition of water distribution connections and relocating meters out of basements will mitigate potential water quality issues, implement water audit improvements, and in strategic locations will add system resiliency and increase fire flow.

*This project meets the following comprehensive plan goals and/or policies:*

CFU 1.2 - Operational Efficiency. CFU 1.5 - Utility Construction Standards. CFU 6.5 - Infrastructure Maintenance.

**Location**

Other Location

City-wide.

**Project Status**

Active

Ongoing water distribution main system improvements.

**External Factors**

Council approval for expenditure of funds.

**Maintenance**

*Maintenance of capital facilities, buildings and infrastructure has an impact on a Department’s operating budget, and thus routine maintenance costs for new and ongoing projects are identified in the table below.*

	2022	2023	2024	2025	2026	2027	Total
Expected Annual Maintenance	\$0	\$0	\$0	\$0	\$0	\$0	\$0

**Maintenance Comments**

Water/Water Maintenance

Water Distribution Main Resiliency & Water Quality Program

WAT-2019-64

Spending

Project Phase	Prior Spending	2021	Estimated Spending							Total
			2022	2023	2024	2025	2026	2027	6 Year Total	
Construction	\$300,000	\$300,000	\$300,000	\$300,000	\$300,000	\$300,000	\$300,000	\$300,000	\$1,800,000	\$2,400,000
Total	\$300,000	\$300,000	\$300,000	\$300,000	\$300,000	\$300,000	\$300,000	\$300,000	\$1,800,000	\$2,400,000

Funding

Funding Name	Source	Status*	Prior Funding	2021	Estimated Funding							Total
					2022	2023	2024	2025	2026	2027	6 Year Total	
Utility Rates - Water	Identified	Funded	\$300,000	\$300,000	\$300,000	\$300,000	\$300,000	\$300,000	\$300,000	\$300,000	\$1,800,000	\$2,400,000
Total			\$300,000	\$300,000	\$300,000	\$300,000	\$300,000	\$300,000	\$300,000	\$300,000	\$1,800,000	\$2,400,000

- \*Status definitions
- Unidentified: Funding source has not yet been determined
  - Identified: Funding source has been found, but not yet requested
  - Applied: Grant or loan application has been submitted, or budget has been requested
  - Awarded: Grant or loan has been offered but the contract has not yet been signed or budget has not yet been approved by Council
  - Encumbered: Project contract has been signed and funds have been allocated to spend on the project

**Water**/Water Maintenance  
**Water Facilities Backup Power Retrofit**  
WAT-2016-89

**Executive Summary**

Retrofitting of existing water facilities with backup power disconnect and/or on site backup generators at water department facilities. This shall include an assessment study of existing power and communications to prioritize upgrades and emergency action planning.

**Project Justification**

Backup power generators or a backup power disconnect for portable generators are necessary at water facilities to ensure water distribution and communication with facilities during power emergencies.

*This project meets the following comprehensive plan goals and/or policies:*

CFU 1.2 - Operational Efficiency CFU 1.5 - Utility Construction Standards. CFU 6.5 - Infrastructure Maintenance.

**Location**

Other Location  
System-wide for all well stations, booster stations and reservoir sites.

**Project Status**

Active  
Construction and updates at water facilities system wide.

**External Factors**

Council action required to approve funding to fully fund this project.

**Maintenance**

*Maintenance of capital facilities, buildings and infrastructure has an impact on a Department’s operating budget, and thus routine maintenance costs for new and ongoing projects are identified in the table below.*

	2022	2023	2024	2025	2026	2027	Total
Expected Annual Maintenance	\$0	\$0	\$0	\$0	\$0	\$0	\$0

**Maintenance Comments**

Water/Water Maintenance

Water Facilities Backup Power Retrofit

WAT-2016-89

Spending

Project Phase	Prior Spending	2021	Estimated Spending							Total
			2022	2023	2024	2025	2026	2027	6 Year Total	
Construction	\$0	\$0	\$100,000	\$100,000	\$100,000	\$100,000	\$100,000	\$100,000	\$600,000	\$600,000
Total	\$0	\$0	\$100,000	\$100,000	\$100,000	\$100,000	\$100,000	\$100,000	\$600,000	\$600,000

Funding

Funding Name	Source	Status*	Prior Funding	2021	Estimated Funding							Total
					2022	2023	2024	2025	2026	2027	6 Year Total	
Utility Rates - Water	Identified	Funded	\$0	\$0	\$100,000	\$100,000	\$100,000	\$100,000	\$100,000	\$100,000	\$600,000	\$600,000
Total			\$0	\$0	\$100,000	\$100,000	\$100,000	\$100,000	\$100,000	\$100,000	\$600,000	\$600,000

- \*Status definitions
- Unidentified: Funding source has not yet been determined
  - Identified: Funding source has been found, but not yet requested
  - Applied: Grant or loan application has been submitted, or budget has been requested
  - Awarded: Grant or loan has been offered but the contract has not yet been signed or budget has not yet been approved by Council
  - Encumbered: Project contract has been signed and funds have been allocated to spend on the project

**Water**/Water Maintenance  
**Water Service Replacement Program**  
WAT-2013-158

**Executive Summary**

This is an aid program for repair or replacement of service lines throughout the city for qualified candidates.

**Project Justification**

City Council Resolution 20--. Presented on January 25, 2021 at the Public Infrastructure, Environment, & Sustainability (PIES) committee meeting.

*This project meets the following comprehensive plan goals and/or policies:*

CFU 1.2 - Operational Efficiency. CFU 1.3 - Maintenance. CFU 5.2 - Water Conservation. CFU 6.5 - Infrastructure Maintenance.

**Location**

Other Location  
City-wide.

**Project Status**

Active  
Currently ongoing. Private Utility Repair or Replacement (PURR) program funding jointly with Wastewater Management (WWM).

**External Factors**

Council action is required to approve Enterprise Fund Rates in order to fully fund this project.

**Maintenance**

*Maintenance of capital facilities, buildings and infrastructure has an impact on a Department's operating budget, and thus routine maintenance costs for new and ongoing projects are identified in the table below.*

	2022	2023	2024	2025	2026	2027	Total
Expected Annual Maintenance	\$0	\$0	\$0	\$0	\$0	\$0	\$0

**Maintenance Comments**

Water/Water Maintenance

Water Service Replacement Program

WAT-2013-158

Spending

Project Phase	Prior Spending	2021	Estimated Spending							Total
			2022	2023	2024	2025	2026	2027	6 Year Total	
Construction	\$120,000	\$120,000	\$120,000	\$120,000	\$120,000	\$120,000	\$120,000	\$120,000	\$720,000	\$960,000
Total	\$120,000	\$120,000	\$120,000	\$120,000	\$120,000	\$120,000	\$120,000	\$120,000	\$720,000	\$960,000

Funding

Funding Name	Source	Status*	Prior Funding	2021	Estimated Funding							Total
					2022	2023	2024	2025	2026	2027	6 Year Total	
Utility Rates - Water	Identified	Funded	\$120,000	\$120,000	\$120,000	\$120,000	\$120,000	\$120,000	\$120,000	\$120,000	\$720,000	\$960,000
Total			\$120,000	\$120,000	\$120,000	\$120,000	\$120,000	\$120,000	\$120,000	\$120,000	\$720,000	\$960,000

- \*Status definitions
- Unidentified: Funding source has not yet been determined
  - Identified: Funding source has been found, but not yet requested
  - Applied: Grant or loan application has been submitted, or budget has been requested
  - Awarded: Grant or loan has been offered but the contract has not yet been signed or budget has not yet been approved by Council
  - Encumbered: Project contract has been signed and funds have been allocated to spend on the project