









2021-2026

Citywide Capital Improvement Program

FINAL



Acknowledgements

City of Spokane Mayor
Nadine Woodward

City of Spokane Council President
Breean Beggs

Plan Commission President
Todd Beyreuther

Capital Facilities Technical Team

The technical team wishes to acknowledge the many individuals and departments who contributed to the preparation of this document.

The Capital Improvement Program is an implementing strategy of the Capital Facilities Plan of Spokane's Comprehensive Plan. This Program is developed in compliance with the Washington State Growth Management Act.

City of Spokane
808 W Spokane Falls Blvd
Spokane Washington 99201

www.spokanecity.org

Date Created: August 28, 2020

Date Revised: October 20, 2020

Date Revised: November 20, 2020

Table of Contents

Chapter 1

Introduction	iii
Council Ordinance	iv
Plan Commission Findings of Fact, Conclusions and Recommendations.....	viii

Chapter 2: Department Reports

Section 1	Asset Management	1
Section 2	Fire	101
Section 3	ITSD	120
Section 4	Library	153
Section 5	Parks & Recreation	162
Section 6	Police	298
Section 7	Solid Waste Collection	326
Section 8	Solid Waste Disposal	347
Section 9	Street Department	414
Section 10	Wastewater Management	623
Section 11	Water	892
Section 12	Integrated Projects	1076

CHAPTER 1

Introduction

ORDINANCE NO. C35960

AN ORDINANCE OF THE CITY OF SPOKANE, WASHINGTON, ADOPTING A SIX-YEAR CITYWIDE CAPITAL IMPROVEMENT PROGRAM FOR THE YEARS 2021 THROUGH 2026. AND AMENDING THE CITYWIDE CAPITAL IMPROVEMENT PROGRAM (CIP) AS REFERENCED IN APPENDIX C OF THE CITY OF SPOKANE COMPREHENSIVE PLAN.

WHEREAS, in accordance with the Growth Management Act ("GMA"), the City of Spokane previously adopted a Comprehensive Plan that includes a Capital Facilities Plan ("CFP") that includes an inventory, analysis, and a six-year financing plan for needed capital facilities otherwise referred to as the Six-Year Capital Improvement Program; and

WHEREAS, the City formed a Capital Facilities Technical Team which has assembled proposed amendments to the CIP, which amendments consist of an updated six-year plan (years 2021 through 2026) identifying the proposed locations and capacities of expanded or new capital facilities and a plan to finance such capital facilities within projected funding capacities (the "Six-Year Citywide Capital Improvement Program" or "CIP"); and

WHEREAS, the City previously adopted the Six-Year Street Program (RCW 35.77.010) on June 22, 2020 by Council Resolution 2020-0043, and that program is incorporated into the CIP; and

WHEREAS, GMA provides that proposed amendments to a comprehensive plan may be considered by the governing body of a city no more frequently than once per year, but further provides that amendments to the capital facilities element of a comprehensive plan may be considered outside of this annual process where the amendment is considered concurrently with the adoption or amendment of a city budget; and

WHEREAS, on September 23, 2020, the City's responsible official issued a Determination of Non-Significance for the CIP; and

WHEREAS, the Spokane City Plan Commission conducted a public workshop regarding the CIP on September 9, 2020; and

WHEREAS, after providing appropriate public notices, on October 14, 2020, the Spokane City Plan Commission, conducted a public hearing to take testimony on the CIP, and at the close of the hearing, and after considering public input, the SEPA determination, and required decision criteria, found that the CIP is consistent with the Comprehensive Plan and voted unanimously to recommend that the City Council approve the CIP; and

Now, Therefore,

The City of Spokane does ordain:

Section 1. Amendment. The City of Spokane Comprehensive Plan and its capital facilities element are hereby amended to reflect a six-year plan for capital improvement projects (2021-2026), as set forth in the attached Citywide Capital Improvement Program (2021-2026).

Section 2. Authorization to Seek Funding. City staff are authorized to apply for state and federal grants and low-interest loans in support of the projects identified in the Citywide Capital Improvement Program (2021-2026).

Section 3. Effective Date. This ordinance shall take effect and be in force on December 18, 2020.

PASSED BY THE CITY COUNCIL ON November 9, 2020.

Approved as to Form:

Michael J. Pessia
Assistant City Attorney

Leri H. Hays
City Clerk

[Signature]
Council President

December 18, 2020
EFFECTIVE DATE

Nadine Woodward
Nadine Woodward
Mayor
City of Spokane



RESOLUTION NO. 2020-0082

A resolution incorporating amendments to the street projects listed in the 2021-2026 Citywide Capital Improvement Program for the City of Spokane.

WHEREAS, the City of Spokane adopts a rolling six-year City-wide capital improvement program each year, updating the projects list and the proposed financing for each project; and

WHEREAS, the Plan Commission held workshops and a hearing, and approved findings of fact and recommended approval of the six-year capital improvements program for 2021-2026; and

WHEREAS, as the final approving authority, Council has the ability to add or subtract projects, or to accept all recommendations of the Plan Commission; and

WHEREAS, City Council members receive feedback from residents and neighborhood councils frequently, concerning the needs of their neighborhoods, and from time to time will add projects so that they can be considered within a prioritization framework for funding and eventual construction as part of the City's overall planning process.

NOW THEREFORE, BE IT RESOLVED that the Spokane City Council incorporates the following street projects into, and to form a part of, the 2021-2026 Citywide Capital Improvement Program in Chapter 2 (Department Reports), Section 9 (Streets Department):

Street Capital

- Empire Avenue, Pittsburg to Market
- Perry Street, Illinois to Wellesley
- 37th Avenue, Perry to Mount Vernon
- 44th Avenue, Napa to Regal
- Garland, NW Blvd to Stevens (2023)
- Strong Road, Five Mile to Austin (2026)
- I-195 "J-turn" at Meadowlane Rd.

Neighborhood

- Restoration of program for the paving of unpaved residential streets

Pedestrian and Bikeways

- Protected bike lane, Illinois Street Corridor (Hamilton to Market)
- Protected bike lane, Riverside Avenue, Monroe to Division
- Protected bike lane, Boone Avenue, Howard to Ruby (2022)

Passed by the City Council this 9th day of November, 2020.


City Clerk

Approved as to form:


Assistant City Attorney



CITY PLAN COMMISSION FINDINGS OF FACT, CONCLUSIONS, AND RECOMMENDATIONS ON THE 2021-2026 CITYWIDE CAPITAL IMPROVEMENT PROGRAM

A Recommendation of the City Plan Commission certifying that the 2021-2026 Six Year Citywide Capital Improvement Program (CIP) is in conformance with the City of Spokane's Comprehensive Plan.

FINDINGS OF FACT:

A. In May 2001, the City of Spokane adopted its Comprehensive Plan under the Growth Management Act (Chapter 36.70A RCW or "GMA").

B. The City's Comprehensive Plan is required to be consistent with the GMA.

C. The GMA requires that the City's annual CIP shall be in conformance with the City's Comprehensive Plan.

D. The 2021-2026 Six Year Citywide CIP identifies capital project activity which has implications on the growth of the community.

E. The City Plan Commission held one workshop on September 09, 2020, to obtain public comments on the 2021-2026 Six Year Citywide CIP.

F. The City Council must receive a recommendation from the City Plan Commission to certify that the 2021-2026 Six Year Citywide CIP is in conformance with the City's Comprehensive Plan in effect on the day of certification.

ACTION: Motion to accept the staff's Findings of Fact A through F.

CONCLUSIONS:

A. The 2021-2026 Six Year Citywide CIP has been prepared in full consideration of the City's Comprehensive Plan.

B. The 2021-2026 Six Year Citywide CIP has been reviewed by the City Plan Commission and found to be in conformance with the goals and policies of the City's 2001 Comprehensive Plan, as well as the Arterial Street Plan.

ACTION: Motion to accept conclusions A and B by staff as conclusions of the Plan Commission.

RECOMMENDATIONS:

A. The Spokane City Plan Commission is certifying that the 2021-2026 Six Year Citywide CIP is in full compliance with the existing Spokane Comprehensive Plan as required by RCW 36.70A and RCW 35.77.010 and is recommended for adoption by the Spokane City Council.

B. By a vote of 8 to 0, the Plan Commission recommends the approval of these amended documents by the City Council.


Todd Beyreuther (Oct 21, 2020 11:21 PDT)

**Todd Beyreuther, President
Spokane Plan Commission**

Washington State Growth Management Act

The State Legislature recognized that uncoordinated and unplanned growth, together with a lack of common goals, could impact the environment and effect economic development and the high quality of life of Washington citizens. To respond to mounting citizen concerns and to address the problem of uncontrolled growth, the 1990 Legislature adopted the Growth Management Act. The primary goals of the act included the following:

- Conservation of timber, agricultural and mineral resource lands.
- Protection of critical areas.
- Planning coordination among neighboring jurisdictions.
- Consistency of capital facilities, utilities, and transportation plans with land use plans.
- Early and continuous public participation in the planning process

The basic objective of the growth management legislation is to guide and encourage local governments in assessing their goals, evaluating their community assets, writing comprehensive plans, and implementing those plans through regulations and innovative techniques that effectuate their future vision.

Capital Facilities Plan Element of the Comprehensive Plan

The purpose of capital facilities planning is to provide adequate public facilities to serve existing and new development, to reduce the cost of serving new development with public facilities, and to ensure that these facilities will be in place when development occurs. Capital Facilities include roads, bridges, sewer, water and storm water facilities, solid waste facilities, public buildings, parks and recreation facilities.

To provide for capital facility needs, the State of Washington's Growth Management Act RCW 36.70A.070 requires that each jurisdiction prepare a capital facilities plan element in their comprehensive plan consisting of:

- An inventory of existing capital facilities owned by public entities, showing the locations and capacities of the capital facilities;
- A forecast of the future needs for such capital facilities;
- **The proposed locations and capacities of expanded or new capital facilities;**
- **At least a six-year program that will finance such capital facilities within projected funding capacities and clearly identifies sources of public money for such purposes;** and
- A requirement to reassess the land use element if probable funding falls short of meeting existing needs and to ensure that the land use element, capital facilities plan element, and financing plan within the capital facilities plan element are coordinated and consistent.

This document is intended to address the bolded elements above.

City of Spokane's Approach to Capital Facilities Plan

The capital facilities plan implements the land use element of the comprehensive plan, and these two elements, along with the financing plan within the capital improvement program, must be coordinated and consistent. The GMA also requires a separate transportation element. (<http://www.mrsc.org/subjects/planning/capfacilities.aspx>)

Capital facilities include property, buildings (fire stations, buildings, etc.), open spaces, roadways, sewer plants and facilities including pipes in the ground and electrical wiring, solid waste trucks and disposal sites. A capital facility can also be major communication or computer systems. All cities own property, equipment and buildings. Without capital investments, cities could not provide necessary services. Cities usually acquire property and build the structures that are needed, but they may also purchase existing structures and renovate.

For the City of Spokane's Comprehensive Plan, the Capital Facilities Plan (CFP) for transportation can be found in Chapter 4 and for other capital facilities and utilities can be found in Chapter 5. The CFP establishes the City's long-range program to address needs.

While the Land Use Element of the Comprehensive Plan articulates the vision and goals for how Spokane will develop, the Capital Improvement Program is the implementation tool that fulfills the goals and vision of the Comprehensive Plan. The Capital Improvement Program is the critical link between comprehensive planning and projects being constructed. Within the Capital Facilities Plan, implementation of the Comprehensive Plan is described through:

- Established levels of service for various public facilities and services;
- How certain undeveloped areas will develop based on type of public facilities extended;
- How coordination with adjacent jurisdictions will occur; and
- How coordination with other agencies that provide public facilities and services such as school districts, utilities, and transit services will occur.

Relationship of the Citywide Capital Improvement Program to Goals and Policies of Comprehensive Plan

The Citywide Capital Improvement Program (CIP) is a six year plan of capital projects with estimated costs and proposed methods of financing that is updated annually.

In 2011, City Council adopted ordinance C34747 which established the annual update of a Citywide Six-Year Capital Improvement Program, a copy can be found in the Clerk's Office. The ordinance further directed that the Citywide CIP be reviewed by the Plan Commission for consistency with the Comprehensive Plan and be presented to Council by June of each year.

In 2012, using the State Community Trade & Economic Development (CTED) Capital Facilities Planning Tool User Guide as a resource and other existing models, City staff created 10 needs assessment questions to be used to relate each proposed capital project to the pertinent goals and policies in the Comprehensive Plan. (The CTED Decision Matrix is a set of questions which were developed to help local agencies prioritize projects according to a pre-assigned set of

criteria and were particularly valuable for comparing projects from different program categories.) Each proposed project in the Citywide CIP also includes a rationale statement that explains why this project is necessary.

Because the City Administration viewed the needs assessment questions as policy, the Mayor requested that City Council review and approve the needs assessment questions that were first used in the development of the 2016-2021 Citywide CIP. City Council also reviewed and approved a weighted scoring for the questions to help inform the City Administration as they developed the draft. The following were used to help inform the process.

Needs Assessment for Citywide Projects as Approved by City Council

1. Does the project or item meet the goals of the Comprehensive Plan?
 - Which of the goals does it meet?
2. Does the project or item satisfy Federal, State, County or City mandates or regulations? (IE by not performing this project, Federal or State money is withheld, laws violated, or concurrency issues arise)
 - State the mandate or regulation this project or item satisfies
3. Does this project decrease demand on operations and maintenance funding?
 - Explain how this approach decreases demand on maintenance and operations funding
4. Is the project integrated to benefit City functions?
 - Describe how the project is integrated to benefit City functions. (IE does the project also address or help another City function? An example would be if the Water Dept chose to place a new water line along a roadway that needs repair. This would be an integrated project in that the Street Dept benefits from the roadway being improved rather than the water line being placed in another roadway in better condition)
5. Does this project or item eliminate hazards or risks?
(Note: Must align with the Comprehensive Plan (IE the Comprehensive Plan prioritizes the need to create safe, walkable streets for pedestrians))
 - What hazards or risks does it eliminate
6. Does the project or item preserve or extend the life of an existing asset?
 - Explain how the life of an asset will be extended or preserved
7. Does the project or item increase infrastructure capacity to meet future growth needs?
 - Describe the increase. (Include current capacity, the proposed increase and how it relates to future growth)
8. Centers/Corridors, and the Targeted Areas are a priority for the City. Is the project located in one of the highlighted areas shown on the attached map? (Extra weight will be given to projects in the targeted areas, AND/OR centers and corridors)
9. Does the project increase or generate revenue?
 - State the amount of Revenue projected
 - State the amount of time it will take to generate the revenue stated above.
10. Does the project require additional FTE's or increased fixed costs?
 - State how many additional FTE's are needed and state the additional cost.
11. Does the project meet sustainability plan goals?
 - How many goals were met?
 - State how the project or item meets the goal(s) selected
12. Will the project or item be located within a CD neighborhood? (Attach a link to pull up the CD Neighborhood Map)

In summary, the process described qualitatively links each project in the Citywide CIP to pertinent goals and policies in the Comprehensive Plan. The project rationale justifies why the project was selected, and the needs assessment questions link the project to the Comprehensive Plan.

Population--The Citywide Capital Improvement Program (CIP) must use the same population projections used in other parts of the Comprehensive Plan. Internal consistency requires all elements of a Comprehensive Plan be based upon the same planning period and the same population projections. The State Office of Financial Management provides an annual estimate for the population of Washington cities. For 2013, the estimate for the City of Spokane is 211,000. Since no one within the City, County, Spokane Regional Transportation Council or State Office of Financial Management provides a six-year population projection for the City of Spokane, Capital Programs staff in conjunction with Planning staff developed a projection based on an average of the annual increase of Spokane's population from the 2000 census through 2010 and used this average annual increase to project a population increase of 6,831 for the years 2016 through 2021. To assure consistency throughout the Citywide CIP, this projected increase was provided to all program/project managers required to use Spokane's population as the demand population in their six-year need analysis.

Inventory--The Growth Management Act requires jurisdictions to prepare an inventory of City-owned buildings, facilities, and infrastructure. In past facility plans, the inventory information has not been consistent. To correct this deficiency, staff have redesigned the inventory format and will be phasing in the information during the Comprehensive Plan (CP) update that will be completed by 2023 as an appendix to the CP update.

Other Jurisdictions Capital Facilities Programs--Although the City of Spokane provides many services to its residents it is not the only provider in Spokane. Capital facilities are owned by many other public providers including the Spokane and Mead School Districts, Spokane Transit Authority, and the Convention and Visitors Bureau.

The following links are provided as they become available from other jurisdictions and can direct you to the other jurisdictions capital programs. We are providing these links for informational purposes only. To review the external entities capital programs, access their websites accordingly:

- Spokane Transit Authority: <https://www.spokanetransit.com/projects-plans/transit-development-plan>
- Spokane County: <https://www.spokanecounty.org/DocumentCenter/View/17800/6-year-Transportation-Improvement-Plan-2018-2023>
- As the largest city in Spokane County, the City of Spokane has taken the lead regarding economic development that benefits the entire county. The City has been active in the renovation of the downtown and in revitalization efforts in the University District, North Monroe, and Hillyard.

2021-2026 Citywide Capital Improvement Program Highlights

The Citywide Capital Improvement Program (CIP) is both a planning and financial document. It is a prioritization of the capital improvements the City intends to build in the next six years and a plan for how to pay for these improvements. The 2021-2026 Citywide CIP does not appropriate funds, but rather it functions as a budgeting tool, supporting the actual appropriations that are made through adoption of the budget. It is an important filter that demonstrates that the Capital Facilities Element of the Comprehensive Plan is financially realistic.

Internal Process

Development of a process to include all City departments with capital facilities into a capital improvement program began after adoption of the Citywide CIP ordinance. An internet-based database was created with input from Finance, Accounting, Planning, IT, and Capital Program Department staff. Once the program was created, yearly training has been provided for staff entering data or responsible for the capital facilities. The information for each capital improvement is entered for each participating department and reviewed. The system is locked and the data is compiled and executive summary reports are shared with the Administration for review. City Council is briefed on the status of the Citywide CIP throughout the process. After the Administration makes final edits, a draft is created for public review and comment. The Plan Commission holds a yearly workshop to review the draft document and the draft Citywide CIP is then presented to Council during a Council committee meeting. The Citywide CIP will remain in draft form until after the budget is approved. Upon completion of the budgeting process, the Citywide CIP is then edited to reflect any impacts the future budget has on the CIP and then the Program is provided to Council for final approval.

Structure of Document and Process

The major purpose of this document is to identify existing and future capital facilities needs including major maintenance, regulatory compliance, expansion and new facilities. The Citywide CIP is organized into Chapters, Sections and Subsections.

Chapters

Chapters are the major organization of the Citywide CIP. They categorize the data and ensure that all information required by the Capital Facilities Elements within the Comprehensive Plan is included in an orderly sequence within the Capital Facilities Program.

Chapter 1 Introduction

Chapter 2 Capital Improvement Program (subdivided by Departments)

Sections

Sections are organized by department within Chapter 2 and are presented in alphabetical order.

- Asset Management
- Criminal Justice
- Fire
- Fleet Services
- Innovation and Technology Services Department
- Library
- Municipal Court
- Neighborhood Services
- Parking
- Parks & Recreation
- Police
- Solid Waste Collection
- Solid Waste Disposal
- Streets
- Wastewater Management
- Water
- Integrated Projects

Analysis Section

As the City grows there generally is an increase in demand for services and new facilities that may be needed to accommodate this increased demand. The City is committed to providing services for all City residences and providing for growth. In order to evaluate how the City accommodates growth and demand, Level of Service standards were developed. These measures help evaluate the success of providing for new service demands without reducing the service provided to existing residents.

Level of Service Standards

To implement the policies of the Spokane's Comprehensive Plan, the City has adopted Levels of Service (LOS) standards for capital facilities. The LOS measures the quality and quantity of existing and planned public facilities. Providers of capital facilities and services are requested to include an analysis discussion that evaluates how they are meeting the measurable LOS "objective" or standard. These standards have been adopted by the City Council as a commitment to maintain a specific level of service as the City grows. Most service providers have an established standard while others have a standard that is indicated, as "as needed".

Concurrency

The term concurrency is used in conjunction with Level of Service standards within the Capital Facilities Element of Spokane's Comprehensive Plan and requires that the public facilities and services necessary to support development shall be adequate to serve the development at the same time (concurrent to when) the development is available for occupancy or use, or within a reasonable time as approved by the City, without decreasing current service levels below locally established minimum standards.

2021-2026 Citywide Capital Improvement Program

Planning for adequate capital facilities is an important City activity and as a major land owner, property must be maintained properly and major renovations planned and budgeted. New facilities must also be planned and budgeted responsibly, evaluated and balanced with all other City needs. This chapter identifies future projects and describes how they will be budgeted. The Citywide Capital Improvement Program (CIP) is not just a wish list as it also includes a funding and financing plan.

An overview of the entire City is represented in the Capital by Department Summary. Following the overview, department information is divided into sections. Department information includes a department description, funding summary, and reports for each project. Each capital project has a "spending plan" that identifies revenue sources for projects and when the funds are anticipated to be expended.

Department Description

At the beginning of each Section is a description of each department: their goals, services provided, background and required level of service.

Department Summary

A financial summary illustrates spending and lists proposed projects that are alphabetized by category.

Proposed Projects

Project Reports, located at the end of each Department Section, describe new and ongoing projects for the six-year period 2021-2026.

Project Report Template

Staff used a web-based application to create the Project Reports used in the Citywide CIP. The application format enables the material submitted by the departments to be standardized regardless of the type of projects.

Maintenance Costs

Included in the Project Report is a table to estimate maintenance costs for the project. Routine maintenance of capital facilities, buildings and infrastructure has an impact on a department's operating budget, thus routine maintenance cost for each proposed new or ongoing project should be identified and considered as a component of a project's overall cost. The information is not include in the overall project costs, but is included for general information.

Spending and Funding

Included for each project is Total Project Spending (prior years plus a breakdown of the individual years 2021-2026). The funding source is identified in a similar fashion, funding to date and estimated funding for the individual years. The status of the funds refers to different levels of financial commitment currently secured for the project.

What is a Capital Improvement Program (CIP) Project?

Required content:

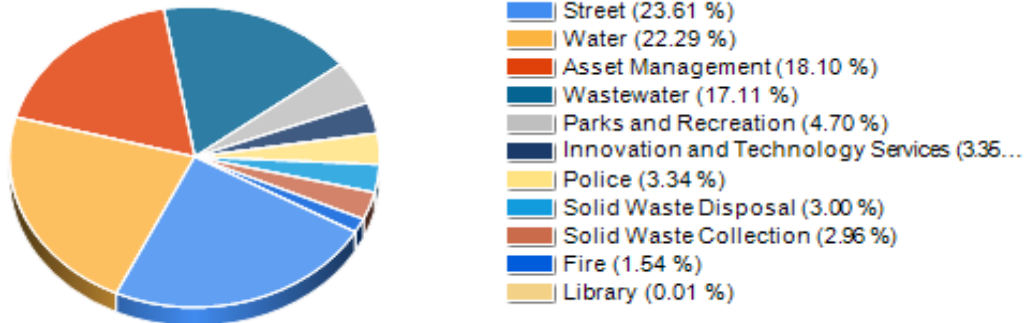
- Identifies a specific physical improvement
- Specifies the time for construction; and
- Identifies the specific source of funding

Definition of a Capital Project

- A tangible asset
- Have a useful life of 5 years or more
- Has a value of \$60,000 or more
- Meets the goals, policies or level of service of the Comprehensive Plan

Capital by Department Summary

Department	2021	2022	2023	2024	2025	2026	Total	Funded
Asset Management	\$ 40,393,690	\$ 24,732,966	\$ 15,063,980	\$ 5,625,000	\$ 20,454,636	\$ 39,942,800	\$ 146,213,072	76%
Fire	\$ 1,497,548	\$ 1,153,335	\$ 1,323,169	\$ 2,963,570	\$ 3,197,134	\$ 2,287,218	\$ 12,421,974	33%
Innovation and Technology Services	\$ 3,170,367	\$ 3,056,603	\$ 4,178,210	\$ 7,096,002	\$ 7,001,715	\$ 2,535,322	\$ 27,038,219	49%
Library	\$ 0	\$ 70,000	\$ 0	\$ 0	\$ 0	\$ 0	\$ 70,000	0%
Parks and Recreation	\$ 8,851,900	\$ 3,906,000	\$ 3,864,000	\$ 7,899,000	\$ 6,337,000	\$ 7,082,000	\$ 37,939,900	46%
Police	\$ 4,657,743	\$ 4,600,498	\$ 4,422,144	\$ 4,673,300	\$ 4,773,834	\$ 3,847,485	\$ 26,975,004	29%
Solid Waste Collection	\$ 3,708,000	\$ 4,400,000	\$ 4,630,000	\$ 3,820,000	\$ 3,900,000	\$ 3,475,000	\$ 23,933,000	100%
Solid Waste Disposal	\$ 5,450,500	\$ 4,210,000	\$ 3,487,500	\$ 3,547,500	\$ 3,510,000	\$ 4,060,000	\$ 24,265,500	100%
Street	\$ 45,671,391	\$ 25,440,653	\$ 21,769,458	\$ 24,448,219	\$ 32,227,000	\$ 41,146,781	\$ 190,703,502	73%
Wastewater	\$ 39,610,351	\$ 34,032,000	\$ 22,998,000	\$ 9,737,000	\$ 17,708,000	\$ 14,144,000	\$ 138,229,351	94%
Water	\$ 27,225,960	\$ 30,140,000	\$ 43,304,000	\$ 27,975,000	\$ 30,230,000	\$ 21,220,000	\$ 180,094,960	100%
Total	\$ 180,237,450	\$ 135,742,055	\$ 125,040,461	\$ 97,784,591	\$ 129,339,319	\$ 139,740,606	\$ 807,884,482	81%
Funded	98%	88%	90%	70%	72%	58%	81%	



ASSET MANAGEMENT

Asset Management

Department Goals

Our mission is to plan for, build, maintain, and improve City facilities and real property in a manner that supports service delivery, safety and comfort to the users and municipal pride in appearance.

Contact Information

Name	Title	Telephone	email
Dave Steele	Asset Management Director (Acting)	625-6064	dsteELE@spokanecity.org
Dave Steele	Facilities Manager	625-6064	dsteELE@spokanecity.org
Dave Steele	Real Estate Manager	625-6064	dsteELE@spokanecity.org

Services Provided

The Asset Management group includes the City's Real Estate and Facilities Management by overseeing long-term infrastructure strategies. Asset Management is responsible for developing, managing, maintaining, and disposing of City owned assets.

The City of Spokane Asset Management group is responsible for the strategic development of a centralized facilities plan and its implementation. Services provided within centralized facilities are:

- New Construction Project Management
- Architectural Planning
- Facility Needs Assessments and Feasibility Studies
- Maintenance Management at all City owned/leased facilities
- Space Planning, and Move Management
- TI Planning and Construction Management
- Preventative Maintenance Plans
- Tenant Requests/Service Calls
- Acquisition/Leasing of City owned Property/Real Estate
- Surplus of Non-Performing Assets

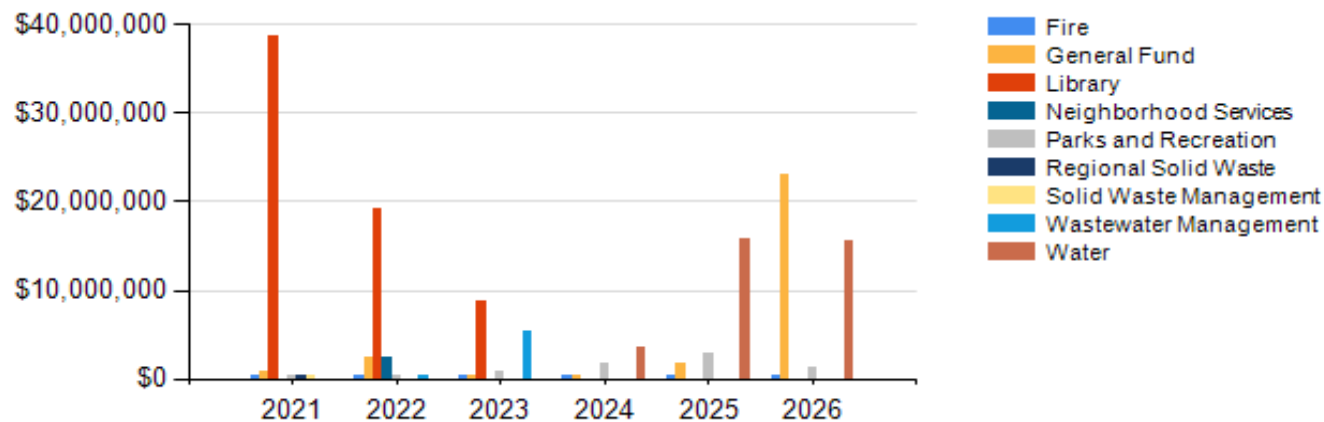
Background

The Asset Management group was established in January of 2013 and is part of the Finance Division.

Spending by Category Summary

Asset Management

Category	2021	2022	2023	2024	2025	2026	Total
Fire	\$390,000	\$120,000	\$120,000	\$120,000	\$120,000	\$120,000	\$990,000
General Fund	\$838,500	\$2,500,000	\$250,000	\$250,000	\$1,752,604	\$23,007,800	\$28,598,904
Library	\$38,820,190	\$19,129,966	\$8,673,980	\$0	\$0	\$0	\$66,624,136
Neighborhood Services	\$0	\$2,318,000	\$0	\$0	\$0	\$0	\$2,318,000
Parks and Recreation	\$55,000	\$215,000	\$770,000	\$1,755,000	\$2,877,000	\$1,315,000	\$6,987,000
Regional Solid Waste	\$150,000	\$0	\$0	\$0	\$0	\$0	\$150,000
Solid Waste Management	\$140,000	\$0	\$0	\$0	\$0	\$0	\$140,000
Wastewater Management	\$0	\$450,000	\$5,250,000	\$0	\$0	\$0	\$5,700,000
Water	\$0	\$0	\$0	\$3,500,000	\$15,705,032	\$15,500,000	\$34,705,032
Total	\$40,393,690	\$24,732,966	\$15,063,980	\$5,625,000	\$20,454,636	\$39,942,800	\$146,213,072



Funding Summary by Project

Asset Management

Fire											
Project Name	Funding Source	To Date	2020	2021	2022	2023	2024	2025	2026	6 Year Estimate	Project Total
Fire Facilities: General Conditions	Unidentified	\$0	\$0	\$0	\$100,000	\$100,000	\$100,000	\$100,000	\$100,000	\$500,000	\$500,000
	Total	\$0	\$0	\$0	\$100,000	\$100,000	\$100,000	\$100,000	\$100,000	\$500,000	\$500,000
Fire Facilities: HVAC and Mechanical Systems	Fund 5901 Program 79160	\$228,872	\$80,000	\$140,000	\$0	\$0	\$0	\$0	\$0	\$140,000	\$448,872
	Total	\$228,872	\$80,000	\$140,000	\$0	\$0	\$0	\$0	\$0	\$140,000	\$448,872
Fire Facilities: Roofs	Fund 5901 Program 79160	\$226,080	\$112,000	\$80,000	\$0	\$0	\$0	\$0	\$0	\$80,000	\$418,080
	Total	\$226,080	\$112,000	\$80,000	\$0	\$0	\$0	\$0	\$0	\$80,000	\$418,080
Fire Station/ Facility Entry and Site Security	Fund 1970	\$0	\$0	\$20,000	\$0	\$0	\$0	\$0	\$0	\$20,000	\$20,000
	Unidentified	\$0	\$0	\$0	\$20,000	\$20,000	\$20,000	\$20,000	\$20,000	\$100,000	\$100,000
	Total	\$0	\$0	\$20,000	\$20,000	\$20,000	\$20,000	\$20,000	\$20,000	\$120,000	\$120,000
SFD Training Admin and Field House Roof	Fund 5901 Program 79160	\$0	\$0	\$150,000	\$0	\$0	\$0	\$0	\$0	\$150,000	\$150,000
	Total	\$0	\$0	\$150,000	\$0	\$0	\$0	\$0	\$0	\$150,000	\$150,000
Category Total		\$454,952	\$192,000	\$390,000	\$120,000	\$120,000	\$120,000	\$120,000	\$120,000	\$990,000	\$1,636,952

General Fund											
Project Name	Funding Source	To Date	2020	2021	2022	2023	2024	2025	2026	6 Year Estimate	Project Total
City Hall Elevator Modernization Phase II	Fund 5900 Program 30700	\$0	\$0	\$103,500	\$0	\$0	\$0	\$0	\$0	\$103,500	\$103,500
	Total	\$0	\$0	\$103,500	\$0	\$0	\$0	\$0	\$0	\$103,500	\$103,500
City Hall HVAC Upgrade Phase II	Fund 5900 Program 30700	\$0	\$0	\$35,000	\$235,000	\$0	\$0	\$0	\$0	\$270,000	\$270,000
	Fund 5901 Program 79160	\$0	\$0	\$0	\$690,000	\$0	\$0	\$0	\$0	\$690,000	\$690,000
	Unidentified	\$0	\$0	\$0	\$1,075,000	\$0	\$0	\$0	\$0	\$1,075,000	\$1,075,000
	Total	\$0	\$0	\$35,000	\$2,000,000	\$0	\$0	\$0	\$0	\$2,035,000	\$2,035,000
City Hall Roof Replacement	Fund 5900 Program 30700	\$0	\$0	\$345,000	\$0	\$0	\$0	\$0	\$0	\$345,000	\$345,000
	Fund 5901 Program 79160	\$0	\$0	\$355,000	\$0	\$0	\$0	\$0	\$0	\$355,000	\$355,000
	Total	\$0	\$0	\$700,000	\$0	\$0	\$0	\$0	\$0	\$700,000	\$700,000

Funding Summary by Project

Asset Management

General Fund (continued)											
Project Name	Funding Source	To Date	2020	2021	2022	2023	2024	2025	2026	6 Year Estimate	Project Total
Citywide General Facility Maintenance	Fund 5901 Program 79160	\$0	\$0	\$0	\$0	\$250,000	\$250,000	\$250,000	\$250,000	\$1,000,000	\$1,000,000
	Unidentified	\$0	\$0	\$0	\$500,000	\$0	\$0	\$0	\$0	\$500,000	\$500,000
	Total	\$0	\$0	\$0	\$500,000	\$250,000	\$250,000	\$250,000	\$250,000	\$1,500,000	\$1,500,000
Integrated Municipal Justice Center	Unidentified	\$0	\$0	\$0	\$0	\$0	\$0	\$1,502,604	\$22,757,800	\$24,260,404	\$24,260,404
	Total	\$0	\$0	\$0	\$0	\$0	\$0	\$1,502,604	\$22,757,800	\$24,260,404	\$24,260,404
Category Total		\$0	\$0	\$838,500	\$2,500,000	\$250,000	\$250,000	\$1,752,604	\$23,007,800	\$28,598,904	\$28,598,904

Library											
Project Name	Funding Source	To Date	2020	2021	2022	2023	2024	2025	2026	6 Year Estimate	Project Total
Branch Construction - East Side/Liberty	UTGO Bond	\$471,521	\$547,449	\$5,718,125	\$1,906,042	\$0	\$0	\$0	\$0	\$7,624,167	\$8,643,137
	Total	\$471,521	\$547,449	\$5,718,125	\$1,906,042	\$0	\$0	\$0	\$0	\$7,624,167	\$8,643,137
Branch Construction - Libby - The Hive	UTGO Bond	\$392,340	\$525,401	\$5,278,712	\$1,759,571	\$0	\$0	\$0	\$0	\$7,038,283	\$7,956,024
	Total	\$392,340	\$525,401	\$5,278,712	\$1,759,571	\$0	\$0	\$0	\$0	\$7,038,283	\$7,956,024
Branch Remodel - Downtown & 24/7 Kiosks	UTGO Bond	\$3,586,708	\$4,213,238	\$17,043,266	\$8,077,339	\$6,618,746	\$0	\$0	\$0	\$31,739,351	\$39,539,297
	Total	\$3,586,708	\$4,213,238	\$17,043,266	\$8,077,339	\$6,618,746	\$0	\$0	\$0	\$31,739,351	\$39,539,297
Branch Remodel - Indian Trail	UTGO Bond	\$0	\$0	\$95,000	\$1,432,767	\$763,221	\$0	\$0	\$0	\$2,290,988	\$2,290,988
	Total	\$0	\$0	\$95,000	\$1,432,767	\$763,221	\$0	\$0	\$0	\$2,290,988	\$2,290,988
Branch Remodel - Shadle	UTGO Bond	\$651,334	\$1,125,421	\$10,535,087	\$3,511,696	\$0	\$0	\$0	\$0	\$14,046,783	\$15,823,538
	Total	\$651,334	\$1,125,421	\$10,535,087	\$3,511,696	\$0	\$0	\$0	\$0	\$14,046,783	\$15,823,538
Branch Remodel- South Hill	UTGO Bond	\$0	\$0	\$150,000	\$1,942,551	\$1,292,013	\$0	\$0	\$0	\$3,384,564	\$3,384,564
	Total	\$0	\$0	\$150,000	\$1,942,551	\$1,292,013	\$0	\$0	\$0	\$3,384,564	\$3,384,564
Integrated Library System	Local	\$0	\$0	\$0	\$500,000	\$0	\$0	\$0	\$0	\$500,000	\$500,000
	Total	\$0	\$0	\$0	\$500,000	\$0	\$0	\$0	\$0	\$500,000	\$500,000
Category Total		\$5,101,903	\$6,411,509	\$38,820,190	\$19,129,966	\$8,673,980	\$0	\$0	\$0	\$66,624,136	\$78,137,548

Funding Summary by Project

Asset Management

Neighborhood Services											
Project Name	Funding Source	To Date	2020	2021	2022	2023	2024	2025	2026	6 Year Estimate	Project Total
East Central Comm. Center Capital Needs Assessment Repairs	CDBG	\$9,500	\$117,800	\$0	\$0	\$0	\$0	\$0	\$0	\$0	\$127,300
	CDBG	\$0	\$0	\$0	\$1,118,000	\$0	\$0	\$0	\$0	\$1,118,000	\$1,118,000
	Total	\$9,500	\$117,800	\$0	\$1,118,000	\$0	\$0	\$0	\$0	\$1,118,000	\$1,245,300
East Central Comm. Center Capital Needs Assessment Roof	CDBG	\$9,500	\$0	\$0	\$0	\$0	\$0	\$0	\$0	\$0	\$9,500
	Commerce Grant	\$0	\$0	\$0	\$1,200,000	\$0	\$0	\$0	\$0	\$1,200,000	\$1,200,000
	Total	\$9,500	\$0	\$0	\$1,200,000	\$0	\$0	\$0	\$0	\$1,200,000	\$1,209,500
Category Total		\$19,000	\$117,800	\$0	\$2,318,000	\$0	\$0	\$0	\$0	\$2,318,000	\$2,454,800

Parks and Recreation											
Project Name	Funding Source	To Date	2020	2021	2022	2023	2024	2025	2026	6 Year Estimate	Project Total
Golf - Facilities Renovations	Golf Fund Capital	\$125,000	\$20,000	\$30,000	\$20,000	\$25,000	\$25,000	\$25,000	\$25,000	\$150,000	\$295,000
	Total	\$125,000	\$20,000	\$30,000	\$20,000	\$25,000	\$25,000	\$25,000	\$25,000	\$150,000	\$295,000
Golf - On Course Renovations	Golf Fund Capital	\$60,000	\$25,000	\$25,000	\$0	\$25,000	\$25,000	\$25,000	\$25,000	\$125,000	\$210,000
	Total	\$60,000	\$25,000	\$25,000	\$0	\$25,000	\$25,000	\$25,000	\$25,000	\$125,000	\$210,000
Ops - Baseball Backstop and Fence Replacement	Park Fund Capital	\$0	\$0	\$0	\$0	\$15,000	\$15,000	\$15,000	\$15,000	\$60,000	\$60,000
	Total	\$0	\$0	\$0	\$0	\$15,000	\$15,000	\$15,000	\$15,000	\$60,000	\$60,000
Ops - Building Demolition	Park Fund Capital	\$60,000	\$0	\$0	\$0	\$65,000	\$50,000	\$0	\$20,000	\$135,000	\$195,000
	Total	\$60,000	\$0	\$0	\$0	\$65,000	\$50,000	\$0	\$20,000	\$135,000	\$195,000
Ops - Building Security and System Re-keying	Park Fund Capital	\$90,000	\$0	\$0	\$0	\$50,000	\$0	\$100,000	\$0	\$150,000	\$240,000
	Total	\$90,000	\$0	\$0	\$0	\$50,000	\$0	\$100,000	\$0	\$150,000	\$240,000
Ops - Edwidge Woldson Park Bathroom	Park Fund Capital	\$25,000	\$0	\$0	\$0	\$0	\$0	\$200,000	\$0	\$200,000	\$225,000
	Total	\$25,000	\$0	\$0	\$0	\$0	\$0	\$200,000	\$0	\$200,000	\$225,000
Ops - Edwidge Woldson Park/Cliff Drive Improvements	Park Fund Capital	\$25,000	\$0	\$0	\$0	\$0	\$75,000	\$0	\$0	\$75,000	\$100,000
	Unidentified	\$0	\$0	\$0	\$0	\$0	\$0	\$2,000,000	\$0	\$2,000,000	\$2,000,000
	Total	\$25,000	\$0	\$0	\$0	\$0	\$75,000	\$2,000,000	\$0	\$2,075,000	\$2,100,000
Ops - Historic Rock Repair	Park Fund Capital	\$50,000	\$0	\$0	\$0	\$0	\$90,000	\$30,000	\$0	\$120,000	\$170,000
	Total	\$50,000	\$0	\$0	\$0	\$0	\$90,000	\$30,000	\$0	\$120,000	\$170,000

Funding Summary by Project

Asset Management

Parks and Recreation (continued)											
Project Name	Funding Source	To Date	2020	2021	2022	2023	2024	2025	2026	6 Year Estimate	Project Total
Ops - Manito Backup Boiler	Park Fund Capital	\$10,000	\$0	\$0	\$0	\$80,000	\$0	\$0	\$0	\$80,000	\$90,000
	Total	\$10,000	\$0	\$0	\$0	\$80,000	\$0	\$0	\$0	\$80,000	\$90,000
Ops - Manito Gaiser Conservatory Glass Reglazing	Park Fund Capital	\$0	\$0	\$0	\$0	\$80,000	\$80,000	\$0	\$0	\$160,000	\$160,000
	Total	\$0	\$0	\$0	\$0	\$80,000	\$80,000	\$0	\$0	\$160,000	\$160,000
Ops - Park Ops Complex Admin Bldg Improvements	Park Fund Capital	\$110,000	\$0	\$0	\$0	\$0	\$0	\$15,000	\$90,000	\$105,000	\$215,000
	Total	\$110,000	\$0	\$0	\$0	\$0	\$0	\$15,000	\$90,000	\$105,000	\$215,000
Ops - Park Ops Complex Equipment Storage Sheds	Park Fund Capital	\$0	\$0	\$0	\$0	\$0	\$0	\$95,000	\$75,000	\$170,000	\$170,000
	Total	\$0	\$0	\$0	\$0	\$0	\$0	\$95,000	\$75,000	\$170,000	\$170,000
Ops - Park System Restroom Replacements	Park Fund Capital	\$25,000	\$0	\$0	\$0	\$0	\$25,000	\$125,000	\$25,000	\$175,000	\$200,000
	Total	\$25,000	\$0	\$0	\$0	\$0	\$25,000	\$125,000	\$25,000	\$175,000	\$200,000
Ops - Roof Replacement	Park Fund Capital	\$100,000	\$0	\$0	\$0	\$0	\$50,000	\$0	\$0	\$50,000	\$150,000
	Total	\$100,000	\$0	\$0	\$0	\$0	\$50,000	\$0	\$0	\$50,000	\$150,000
Ops - Wentel Grant Park Restroom	Park Fund Capital	\$0	\$0	\$0	\$20,000	\$200,000	\$0	\$0	\$0	\$220,000	\$220,000
	Total	\$0	\$0	\$0	\$20,000	\$200,000	\$0	\$0	\$0	\$220,000	\$220,000
Rec - Corbin Art Center Improvements	Park Fund Capital	\$30,000	\$0	\$0	\$0	\$90,000	\$0	\$40,000	\$40,000	\$170,000	\$200,000
	Total	\$30,000	\$0	\$0	\$0	\$90,000	\$0	\$40,000	\$40,000	\$170,000	\$200,000
Rec - Merkel North Restroom and Picnic Area	Park Fund Capital	\$0	\$0	\$0	\$0	\$0	\$120,000	\$167,000	\$0	\$287,000	\$287,000
	Total	\$0	\$0	\$0	\$0	\$0	\$120,000	\$167,000	\$0	\$287,000	\$287,000
Rec - Merkel Synthetic Field Enhancements	Park Fund Capital	\$0	\$0	\$0	\$25,000	\$0	\$0	\$0	\$0	\$25,000	\$25,000
	Park Fund Capital	\$0	\$0	\$0	\$0	\$0	\$1,200,000	\$0	\$0	\$1,200,000	\$1,200,000
	Total	\$0	\$0	\$0	\$25,000	\$0	\$1,200,000	\$0	\$0	\$1,225,000	\$1,225,000
Rec - Recreation Facility Renovations	Park Fund Capital	\$110,000	\$0	\$0	\$0	\$140,000	\$0	\$40,000	\$0	\$180,000	\$290,000
	Total	\$110,000	\$0	\$0	\$0	\$140,000	\$0	\$40,000	\$0	\$180,000	\$290,000

Funding Summary by Project

Asset Management

Parks and Recreation (continued)											
Project Name	Funding Source	To Date	2020	2021	2022	2023	2024	2025	2026	6 Year Estimate	Project Total
Rec - SE Sports Complex Renovations	Grant - Neighborhood	\$100,000	\$0	\$0	\$150,000	\$0	\$0	\$0	\$500,000	\$650,000	\$750,000
	Grant - RCO	\$750,000	\$0	\$0	\$0	\$0	\$0	\$0	\$0	\$0	\$750,000
	Park Fund Capital	\$400,000	\$0	\$0	\$0	\$0	\$0	\$0	\$500,000	\$500,000	\$900,000
	Total	\$1,250,000	\$0	\$0	\$150,000	\$0	\$0	\$0	\$1,000,000	\$1,150,000	\$2,400,000
Category Total		\$2,070,000	\$45,000	\$55,000	\$215,000	\$770,000	\$1,755,000	\$2,877,000	\$1,315,000	\$6,987,000	\$9,102,000

Regional Solid Waste											
Project Name	Funding Source	To Date	2020	2021	2022	2023	2024	2025	2026	6 Year Estimate	Project Total
Shower Facilities for Outside Operations	Utility Rates - WTE Ops	\$0	\$0	\$150,000	\$0	\$0	\$0	\$0	\$0	\$150,000	\$150,000
	Total	\$0	\$0	\$150,000	\$0	\$0	\$0	\$0	\$0	\$150,000	\$150,000
Category Total		\$0	\$0	\$150,000	\$0	\$0	\$0	\$0	\$0	\$150,000	\$150,000

Solid Waste Management											
Project Name	Funding Source	To Date	2020	2021	2022	2023	2024	2025	2026	6 Year Estimate	Project Total
Cart/Container Storage & Maintenance Building	Utility Rates	\$0	\$0	\$140,000	\$0	\$0	\$0	\$0	\$0	\$140,000	\$140,000
	Total	\$0	\$0	\$140,000	\$0	\$0	\$0	\$0	\$0	\$140,000	\$140,000
Category Total		\$0	\$0	\$140,000	\$0	\$0	\$0	\$0	\$0	\$140,000	\$140,000

Wastewater Management											
Project Name	Funding Source	To Date	2020	2021	2022	2023	2024	2025	2026	6 Year Estimate	Project Total
Liquid Disinfection Building Reskinning	Utility Rates-RPWRF Ops	\$0	\$0	\$0	\$200,000	\$1,500,000	\$0	\$0	\$0	\$1,700,000	\$1,700,000
	Total	\$0	\$0	\$0	\$200,000	\$1,500,000	\$0	\$0	\$0	\$1,700,000	\$1,700,000
RPWRF Building Exterior Rehabilitation and	Utility Rates-RPWRF Ops	\$0	\$0	\$0	\$250,000	\$3,750,000	\$0	\$0	\$0	\$4,000,000	\$4,000,000
	Total	\$0	\$0	\$0	\$250,000	\$3,750,000	\$0	\$0	\$0	\$4,000,000	\$4,000,000
Category Total		\$0	\$0	\$0	\$450,000	\$5,250,000	\$0	\$0	\$0	\$5,700,000	\$5,700,000

Funding Summary by Project

Asset Management

Water											
Project Name	Funding Source	To Date	2020	2021	2022	2023	2024	2025	2026	6 Year Estimate	Project Total
Consolidated Operations for Water and Waste Water Collection	Surplus Property	\$0	\$0	\$0	\$0	\$0	\$0	\$0	\$3,000,000	\$3,000,000	\$3,000,000
	Utility Rates	\$144,968	\$150,000	\$0	\$0	\$0	\$3,500,000	\$15,705,032	\$12,500,000	\$31,705,032	\$32,000,000
	Total	\$144,968	\$150,000	\$0	\$0	\$0	\$3,500,000	\$15,705,032	\$15,500,000	\$34,705,032	\$35,000,000
Category Total		\$144,968	\$150,000	\$0	\$0	\$0	\$3,500,000	\$15,705,032	\$15,500,000	\$34,705,032	\$35,000,000
Department Total		\$7,790,823	\$6,916,309	\$40,393,690	\$24,732,966	\$15,063,980	\$5,625,000	\$20,454,636	\$39,942,800	\$146,213,072	\$160,920,204
Percent Funded				100%	82%	99%	74%	81%	35%	76%	

Funding Summary by Department

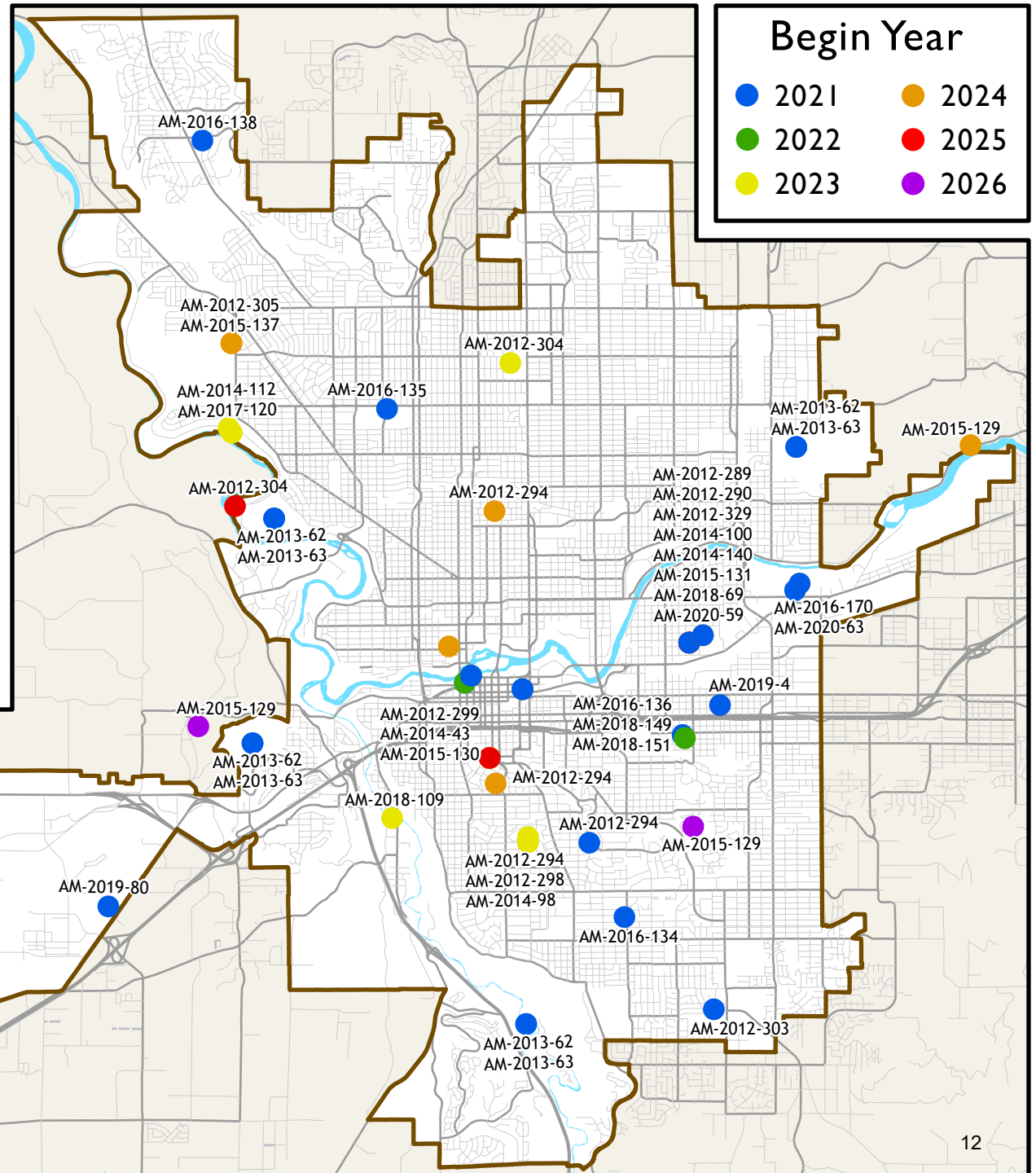
Asset Management

Funding Source	To Date	2020	2021	2022	2023	2024	2025	2026	6 Year Estimate	Funding Total
CDBG	\$19,000	\$117,800	\$0	\$1,118,000	\$0	\$0	\$0	\$0	\$1,118,000	\$1,127,500
Commerce Grant	\$0	\$0	\$0	\$1,200,000	\$0	\$0	\$0	\$0	\$1,200,000	\$1,200,000
Fund 1970	\$0	\$0	\$20,000	\$0	\$0	\$0	\$0	\$0	\$20,000	\$20,000
Fund 5900 Program 30700	\$0	\$0	\$483,500	\$235,000	\$0	\$0	\$0	\$0	\$718,500	\$718,500
Fund 5901 Program 79160	\$454,952	\$192,000	\$725,000	\$690,000	\$250,000	\$250,000	\$250,000	\$250,000	\$2,415,000	\$2,753,080
Golf Fund Capital	\$185,000	\$45,000	\$55,000	\$20,000	\$50,000	\$50,000	\$50,000	\$50,000	\$275,000	\$420,000
Grant - Neighborhood	\$100,000	\$0	\$0	\$150,000	\$0	\$0	\$0	\$500,000	\$650,000	\$750,000
Grant - RCO	\$750,000	\$0	\$0	\$0	\$0	\$0	\$0	\$0	\$0	\$750,000
Local	\$0	\$0	\$0	\$500,000	\$0	\$0	\$0	\$0	\$500,000	\$500,000
Park Fund Capital	\$1,035,000	\$0	\$0	\$45,000	\$720,000	\$1,705,000	\$827,000	\$765,000	\$4,062,000	\$4,062,000
Surplus Property	\$0	\$0	\$0	\$0	\$0	\$0	\$0	\$3,000,000	\$3,000,000	\$3,000,000
Unidentified	\$0	\$0	\$0	\$1,695,000	\$120,000	\$120,000	\$3,622,604	\$22,877,800	\$28,435,404	\$28,435,404
UTGO Bond	\$5,101,903	\$6,411,509	\$38,820,190	\$18,629,966	\$8,673,980	\$0	\$0	\$0	\$66,124,136	\$67,143,106
Utility Rates	\$144,968	\$150,000	\$140,000	\$0	\$0	\$3,500,000	\$15,705,032	\$12,500,000	\$31,845,032	\$31,845,032
Utility Rates - WTE Ops	\$0	\$0	\$150,000	\$0	\$0	\$0	\$0	\$0	\$150,000	\$150,000
Utility Rates-RPWRF Ops	\$0	\$0	\$0	\$450,000	\$5,250,000	\$0	\$0	\$0	\$5,700,000	\$5,700,000
Department Total	\$7,790,823	\$6,916,309	\$40,393,690	\$24,732,966	\$15,063,980	\$5,625,000	\$20,454,636	\$39,942,800	\$146,213,072	\$160,920,204

Asset Management Department Project Reports

Downtown Projects

The logo for the City of Spokane is located at the bottom of the page. It consists of a stylized bridge with a large arch and a series of smaller arches below it, all in blue. Above the bridge, the words "CITY OF" are written in white on a blue background, and "SPOKANE" is written in blue on a white background.



Asset Management/Fire**Fire Facilities: General Conditions**

AM-2017-133

Executive Summary

SFD has responsibility for 16 fire stations + 5 other facilities. All facilities have levels of repair/ replacement that need attention. This project is for the most critical needs involving general conditions.

Project Justification

If we continue to defer maintenance on these items, potential damages and injuries can occur to both the public and employees at these facilities.

This project meets the following comprehensive plan goals and/or policies:

CFU1: Adequate Public Facilities and Services, CFU2; Concurrency, CFU4: Service Provision, CFU5: Environmental Concerns, CFU6: Multiple Objectives

Location

Other Location

This program would include improvements at all 21 FD facilities throughout the city.

Project Status

Active

Currently there are 21 FD properties with aging internal and external components. Masonry, windows, flooring, cabinetry, and major appliances represent some of those components. Asset management is evaluating and planning a large scale capital replacement and upgrade.

External Factors

The Spokane Fire Department has responsibility for maintaining the buildings and grounds of 16 fire stations and 5 other support facilities. These buildings receive constant use with the 16 of the 21 having 24-7-365 operations. While minor repairs and maintenance is funded through annual operating budgets, the current M & O budget will not cover these expenditures.

Maintenance

Maintenance of capital facilities, buildings and infrastructure has an impact on a Department's operating budget, and thus routine maintenance costs for new and ongoing projects are identified in the table below.

	2021	2022	2023	2024	2025	2026	Total
Expected Annual Maintenance	\$0	\$0	\$0	\$0	\$0	\$0	\$0

Maintenance Comments

Asset Management/Fire

Fire Facilities: General Conditions

AM-2017-133

Spending

Project Phase	Prior Spending	2020	Estimated Spending							Total
			2021	2022	2023	2024	2025	2026	6 Year Total	
Purchases	\$0	\$0	\$0	\$100,000	\$100,000	\$100,000	\$100,000	\$100,000	\$500,000	\$500,000
Total	\$0	\$0	\$0	\$100,000	\$100,000	\$100,000	\$100,000	\$100,000	\$500,000	\$500,000

Funding

Funding Name	Source	Status*	Prior Funding	2020	Estimated Funding							Total
					2021	2022	2023	2024	2025	2026	6 Year Total	
Unidentified	Unidentified	Unfunded	\$0	\$0	\$0	\$100,000	\$100,000	\$100,000	\$100,000	\$100,000	\$500,000	\$500,000
Total			\$0	\$0	\$0	\$100,000	\$100,000	\$100,000	\$100,000	\$100,000	\$500,000	\$500,000

*Status definitions

- Unidentified: Funding source has not yet been determined
- Identified: Funding source has been found, but not yet requested
- Applied: Grant or loan application has been submitted, or budget has been requested
- Awarded: Grant or loan has been offered but the contract has not yet been signed or budget has not yet been approved by Council
- Encumbered: Project contract has been signed and funds have been allocated to spend on the project

Asset Management/Fire**Fire Facilities: HVAC and Mechanical Systems**

AM-2017-132

Executive Summary

SFD has responsibility for 16 fire stations + 5 other facilities. All facilities have levels of repair/ replacement that need attention. This project is for the most critical needs involving HVAC work. Stations 8 & 14 are scheduled for HVAC replacement in 2020, Stations 16 & 17 and INHS in 2021.

Project Justification

If we continue to defer maintenance on these items, potential damages and injuries can occur to both the public and employees at these facilities.

This project meets the following comprehensive plan goals and/or policies:

CFU1: Adequate Public Facilities and Services, CFU2: Concurrency, CFU4: Service Provision, CFU5: Environmental Concerns, CFU6: Multiple Objectives

Location

Other Location

This program will include improvements at 9 Fire Stations: 2,3,8,9,11,13,14,16,and 17 and Inland Northwest Health Services, co-located with the SFD Maintenance facility at 1610 N Rebecca.

Project Status

Active

Asset management has evaluated 9 fire stations where the HVAC systems require preventative replacement due to equipment age of 25+ years. The HVAC system at INHS/SFD Maintenance is also in need of replacement due to equipment age.

External Factors

The Spokane Fire Department has responsibility for maintaining the buildings and grounds of 16 fire stations and 5 other support facilities. These buildings receive constant use with the 16 of the 21 having 24-7-365 operations. While minor repairs and maintenance is funded through annual operating budgets, the current M & O budget will not cover these expenditures.

Maintenance

Maintenance of capital facilities, buildings and infrastructure has an impact on a Department's operating budget, and thus routine maintenance costs for new and ongoing projects are identified in the table below.

	2021	2022	2023	2024	2025	2026	Total
Expected Annual Maintenance	\$3,000	\$3,000	\$3,000	\$3,000	\$3,000	\$3,000	\$18,000

Maintenance Comments

Asset Management/Fire
Fire Facilities: HVAC and Mechanical Systems
AM-2017-132

Spending

Project Phase	Prior Spending	2020	Estimated Spending							Total
			2021	2022	2023	2024	2025	2026	6 Year Total	
Construction	\$228,872	\$80,000	\$140,000	\$0	\$0	\$0	\$0	\$0	\$140,000	\$448,872
Total	\$228,872	\$80,000	\$140,000	\$0	\$0	\$0	\$0	\$0	\$140,000	\$448,872

Funding

Funding Name	Source	Status*	Prior Funding	2020	Estimated Funding							Total
					2021	2022	2023	2024	2025	2026	6 Year Total	
Fund 5901 Program 79160	Identified	Funded	\$228,872	\$80,000	\$140,000	\$0	\$0	\$0	\$0	\$0	\$140,000	\$448,872
Total			\$228,872	\$80,000	\$140,000	\$0	\$0	\$0	\$0	\$0	\$140,000	\$448,872

*Status definitions

- Unidentified: Funding source has not yet been determined
- Identified: Funding source has been found, but not yet requested
- Applied: Grant or loan application has been submitted, or budget has been requested
- Awarded: Grant or loan has been offered but the contract has not yet been signed or budget has not yet been approved by Council
- Encumbered: Project contract has been signed and funds have been allocated to spend on the project

Asset Management/Fire**Fire Facilities: Roofs**

AM-2017-130

Executive Summary

SFD has responsibility for 16 fire stations + 5 other facilities. All facilities have levels of repair/ replacement that need attention. This project is for the most critical needs involving roofs. Fire Station 8, 14, and 15 are scheduled for new roofs in 2020; Station 16 and 17 will in 2021.

Project Justification

If we continue to defer maintenance on these items, potential damages and injuries can occur to both the public and employees at these facilities.

This project meets the following comprehensive plan goals and/or policies:

CFU1: Adequate Public Facilities and Services, CFU2: Concurrency, CFU4: Service Provision, CFU5: Environmental Concerns, CFU6: Multiple Objectives

Location

Other Location

This program will include improvements at Fire Stations 2,3,7,8,9,11,13,14,15, 16,and 17. Total of 11 locations.

Project Status

Active

Asset management has assessed the roof condition of 11 fire stations requiring new roofs. Existing roof are 25+ years old. To manage construction and budget, roofs will be replaced at the rate of 3 - 4 stations per year, beginning in 2018.

External Factors

The Spokane Fire Department has responsibility for maintaining the buildings and grounds of 16 fire stations and 5 other support facilities. These buildings receive constant use with the 16 of the 21 having 24-7-365 operations. While minor repairs and maintenance are funded through annual operating budgets, the current M & O budget will not cover these expenditures.

Maintenance

Maintenance of capital facilities, buildings and infrastructure has an impact on a Department's operating budget, and thus routine maintenance costs for new and ongoing projects are identified in the table below.

	2021	2022	2023	2024	2025	2026	Total
Expected Annual Maintenance	\$3,000	\$3,000	\$3,000	\$3,000	\$3,000	\$3,000	\$18,000

Maintenance Comments

Asset Management/Fire

Fire Facilities: Roofs

AM-2017-130

Spending

Project Phase	Prior Spending	2020	Estimated Spending							Total
			2021	2022	2023	2024	2025	2026	6 Year Total	
Construction	\$226,080	\$112,000	\$80,000	\$0	\$0	\$0	\$0	\$0	\$80,000	\$418,080
Total	\$226,080	\$112,000	\$80,000	\$0	\$0	\$0	\$0	\$0	\$80,000	\$418,080

Funding

Funding Name	Source	Status*	Prior Funding	2020	Estimated Funding							Total
					2021	2022	2023	2024	2025	2026	6 Year Total	
Fund 5901 Program 79160	Identified	Funded	\$226,080	\$112,000	\$80,000	\$0	\$0	\$0	\$0	\$0	\$80,000	\$418,080
Total			\$226,080	\$112,000	\$80,000	\$0	\$0	\$0	\$0	\$0	\$80,000	\$418,080

*Status definitions

- Unidentified: Funding source has not yet been determined
- Identified: Funding source has been found, but not yet requested
- Applied: Grant or loan application has been submitted, or budget has been requested
- Awarded: Grant or loan has been offered but the contract has not yet been signed or budget has not yet been approved by Council
- Encumbered: Project contract has been signed and funds have been allocated to spend on the project

Asset Management/Fire**Fire Station/ Facility Entry and Site Security**

AM-2016-170

Executive Summary

The intent is to install more sophisticated entry and security systems at fire stations/ fire facilities and sites. This is needed to only allow authorized entry and maintain records of who has entered the structure as well as to protect employee parking areas.

Project Justification

There is currently not a corporate wide entry or security system in fire stations or other fire facilities. There are thousands of dollars in city and personal property within those facilities that should have an enhanced level of security. Additionally employee parking areas need to be secure to prevent break-ins/ care theft.

This project meets the following comprehensive plan goals and/or policies:

Location

Other Location

The central location for staging purposes will be at 1610 N. Rebecca or 44 W. Riverside. The actual locations are at fire station/ facilities that are spread throughout the City.

Project Status

Active

Fire Stations/ Facilities and grounds have limited security measures to limit access when city personnel are not within the facility. There is a need to install security systems that will allow proper access and maintain records of who entered the facilities. Providing fencing to secure employee parking will also be necessary.

External Factors

Coordination with a corporate/ enterprise wide security system.

Maintenance

Maintenance of capital facilities, buildings and infrastructure has an impact on a Department's operating budget, and thus routine maintenance costs for new and ongoing projects are identified in the table below.

	2021	2022	2023	2024	2025	2026	Total
Expected Annual Maintenance	\$0	\$0	\$0	\$0	\$0	\$0	\$0

Maintenance Comments

Maintenance (card/photo ID machines) can be covered in operations.

Asset Management/Fire
Fire Station/ Facility Entry and Site Security
AM-2016-170

Spending

Project Phase	Prior Spending	2020	Estimated Spending							Total
			2021	2022	2023	2024	2025	2026	6 Year Total	
Purchases	\$0	\$0	\$20,000	\$20,000	\$20,000	\$20,000	\$20,000	\$20,000	\$120,000	\$120,000
Total	\$0	\$0	\$20,000	\$20,000	\$20,000	\$20,000	\$20,000	\$20,000	\$120,000	\$120,000

Funding

Funding Name	Source	Status*	Prior Funding	2020	Estimated Funding							Total
					2021	2022	2023	2024	2025	2026	6 Year Total	
Fund 1970	Identified	Funded	\$0	\$0	\$20,000	\$0	\$0	\$0	\$0	\$0	\$20,000	\$20,000
Unidentified	Unidentified	Unfunded	\$0	\$0	\$0	\$20,000	\$20,000	\$20,000	\$20,000	\$20,000	\$100,000	\$100,000
Total			\$0	\$0	\$20,000	\$20,000	\$20,000	\$20,000	\$20,000	\$20,000	\$120,000	\$120,000

- *Status definitions
- Unidentified: Funding source has not yet been determined
 - Identified: Funding source has been found, but not yet requested
 - Applied: Grant or loan application has been submitted, or budget has been requested
 - Awarded: Grant or loan has been offered but the contract has not yet been signed or budget has not yet been approved by Council
 - Encumbered: Project contract has been signed and funds have been allocated to spend on the project

Asset Management/Fire**SFD Training Admin and Field House Roof**

AM-2020-63

Executive Summary

Replace/Overlay existing, original construction membrane roof that is over 15 years old and in need of regular patching.

Project Justification

The existing roof surface is deteriorating and in need of regular patching every year to repair sections that have delaminated to the point of allowing water seepage and penetration to the interior of the structure.

This project meets the following comprehensive plan goals and/or policies:

CFU1: Adequate Public Facilities and Services, CFU2: Concurrency, CFU4: Service Provision, CFU5: Environmental Concerns, CFU6: Multiple Objectives.

Location

Other Location

SFD Training Campus - Training Admin at 1618 and Field House at 1614 N Rebecca St.

Project Status

Active

Project is planned for Summer 2021. Anticipate bids and walk-through Spring 2021, project completion not later than October 2021.

External Factors

The Spokane Fire Department has responsibility for maintaining the buildings and grounds of 16 fire stations and 5 additional facilities. These building receive constant use - 16 of them having 24/7/365 operations. While minor repairs and maintenance are funded through annual operating budgets, the current Maintenance and Operation budget will not cover these expenditures.

Maintenance

Maintenance of capital facilities, buildings and infrastructure has an impact on a Department's operating budget, and thus routine maintenance costs for new and ongoing projects are identified in the table below.

	2021	2022	2023	2024	2025	2026	Total
Expected Annual Maintenance	\$0	\$0	\$0	\$0	\$0	\$1,000	\$1,000

Maintenance Comments

Asset Management/Fire

SFD Training Admin and Field House Roof

AM-2020-63

Spending

Project Phase	Prior Spending	2020	Estimated Spending							Total
			2021	2022	2023	2024	2025	2026	6 Year Total	
Construction	\$0	\$0	\$150,000	\$0	\$0	\$0	\$0	\$0	\$150,000	\$150,000
Total	\$0	\$0	\$150,000	\$0	\$0	\$0	\$0	\$0	\$150,000	\$150,000

Funding

Funding Name	Source	Status*	Prior Funding	2020	Estimated Funding							Total
					2021	2022	2023	2024	2025	2026	6 Year Total	
Fund 5901 Program 79160	Identified	Funded	\$0	\$0	\$150,000	\$0	\$0	\$0	\$0	\$0	\$150,000	\$150,000
Total			\$0	\$0	\$150,000	\$0	\$0	\$0	\$0	\$0	\$150,000	\$150,000

*Status definitions

- Unidentified: Funding source has not yet been determined
- Identified: Funding source has been found, but not yet requested
- Applied: Grant or loan application has been submitted, or budget has been requested
- Awarded: Grant or loan has been offered but the contract has not yet been signed or budget has not yet been approved by Council
- Encumbered: Project contract has been signed and funds have been allocated to spend on the project

Asset Management/General Fund

City Hall Elevator Modernization Phase II

AM-2019-17

Executive Summary

Elevator modernization including all new Vandal Resistant Stainless Steel fixtures & LED Light upgrades inside cars. New hall stations, combo lantern and position indicators above cars, and a new code compliant main operating control panel.

Project Justification

It will complete the elevator modernization project started 10+ years ago. It will bring all of the cars up to the SMC, WAC, and ADA requirements by adding a hands free emergency call box and new main operating control panel. It will save energy by switching to LED.

This project meets the following comprehensive plan goals and/or policies:

Location

Other Location

City Hall

Project Status

Active

Phase I completed over 10 years ago.

External Factors

Maintenance

Maintenance of capital facilities, buildings and infrastructure has an impact on a Department's operating budget, and thus routine maintenance costs for new and ongoing projects are identified in the table below.

	2021	2022	2023	2024	2025	2026	Total
Expected Annual Maintenance	\$0	\$0	\$0	\$0	\$0	\$0	\$0

Maintenance Comments

Asset Management/General Fund

City Hall Elevator Modernization Phase II

AM-2019-17

Spending

Project Phase	Prior Spending	2020	Estimated Spending							Total
			2021	2022	2023	2024	2025	2026	6 Year Total	
Construction	\$0	\$0	\$103,500	\$0	\$0	\$0	\$0	\$0	\$103,500	\$103,500
Total	\$0	\$0	\$103,500	\$0	\$0	\$0	\$0	\$0	\$103,500	\$103,500

Funding

Funding Name	Source	Status*	Prior Funding	2020	Estimated Funding							Total
					2021	2022	2023	2024	2025	2026	6 Year Total	
Fund 5900 Program 30700	Identified	Funded	\$0	\$0	\$103,500	\$0	\$0	\$0	\$0	\$0	\$103,500	\$103,500
Total			\$0	\$0	\$103,500	\$0	\$0	\$0	\$0	\$0	\$103,500	\$103,500

*Status definitions

- Unidentified: Funding source has not yet been determined
- Identified: Funding source has been found, but not yet requested
- Applied: Grant or loan application has been submitted, or budget has been requested
- Awarded: Grant or loan has been offered but the contract has not yet been signed or budget has not yet been approved by Council
- Encumbered: Project contract has been signed and funds have been allocated to spend on the project

Asset Management/General Fund**City Hall HVAC Upgrade Phase II**

AM-2019-3

Executive Summary

New VAV's on floors 1-4 (96) and LL VAV's (5) with fp, nfp boxes and hw reheat coils. Add freq. drives for AH-1 sf and rf. DDC for new equip. Retro commission/controls optimization of entire facility including Phase I work. ID components operating out of calibration and replace as necessary.

Project Justification

Precise zone control provides the most energy efficient operation by adding the ability to precisely schedule boxes to tailor around occupants. Provides means for City Hall maintenance staff to troubleshoot and repair boxes more effectively by bringing them on the DDC system. Currently there is no means for staff to know there is an issue until a complaint is received and an investigation is performed. Control and oversight capability will provide the highest levels of comfort available for the occupants. Energy efficiency will be improved by replacing old boxes that have lost efficiency due to age. Old water source VAV boxes lose efficiency due to fouling coils and are more prone to maintenance issues, mainly leaks. The air compressor that currently operates 24/7 providing the air for the current pneumatic system would be rendered obsolete. The benefit of this is twofold. First would be the obvious elimination of a piece of equipment consuming electrical energy virtually every day all year long. The second benefit would be the elimination of a variable in the HVAC system that should not be there in 2019. If the air stops pumping, HVAC is down from floors 1-4 until it can be repaired. The elimination of a piece of mechanical equipment and associated air lines would greatly enhance the reliability of the system, as parts for a system that is obsolete are increasingly hard to acquire and expensive. Extending the operational life of AH-1 while improving the efficiency by allowing the supply and return fans to modulate according to the demand on the system. Running the fans at lower RPMs extend their life and reduces their energy consumption. Controls Optimization and retro commissioning will ensure investments made in Phase I are operating at their optimum levels as well as tying in the new upgrades into the same controls sequence. Identifying components that are failed or out of calibration will ensure the most energy efficient operation of the building.

This project meets the following comprehensive plan goals and/or policies:

CFU 1.2 Operational Efficiency CFU 1.3 Maintenance

Location

Other Location

City Hall. 808 W. Spokane Falls Blvd

Project Status

Active

Phase I of the City Hall HVAC upgrade completed in 2008. Upgrades included 2 new boilers, chiller, cooling tower, rooftop AHU, Fanwall serving floors 1-4, VAV boxes on floors 5 thru 7, new DDC controls for all new equipment

External Factors**Maintenance**

Maintenance of capital facilities, buildings and infrastructure has an impact on a Department's operating budget, and thus routine maintenance costs for new and ongoing projects are identified in the table below.

	2021	2022	2023	2024	2025	2026	Total
Expected Annual Maintenance	\$20,000	\$20,000	\$20,000	\$20,000	\$20,000	\$20,000	\$360,000

Maintenance Comments

Asset Management/General Fund**City Hall HVAC Upgrade Phase II**

AM-2019-3

Spending

Project Phase	Prior Spending	2020	Estimated Spending							Total
			2021	2022	2023	2024	2025	2026	6 Year Total	
Construction	\$0	\$0	\$0	\$2,000,000	\$0	\$0	\$0	\$0	\$2,000,000	\$2,000,000
Design	\$0	\$0	\$35,000	\$0	\$0	\$0	\$0	\$0	\$35,000	\$35,000
Total	\$0	\$0	\$35,000	\$2,000,000	\$0	\$0	\$0	\$0	\$2,035,000	\$2,035,000

Funding

Funding Name	Source	Status*	Prior Funding	2020	Estimated Funding							Total
					2021	2022	2023	2024	2025	2026	6 Year Total	
Fund 5900 Program 30700	Identified	Funded	\$0	\$0	\$35,000	\$235,000	\$0	\$0	\$0	\$0	\$270,000	\$270,000
Fund 5901 Program 79160	Identified	Funded	\$0	\$0	\$0	\$690,000	\$0	\$0	\$0	\$0	\$690,000	\$690,000
Unidentified	Unidentified	Unfunded	\$0	\$0	\$0	\$1,075,000	\$0	\$0	\$0	\$0	\$1,075,000	\$1,075,000
Total			\$0	\$0	\$35,000	\$2,000,000	\$0	\$0	\$0	\$0	\$2,035,000	\$2,035,000

***Status definitions**

- Unidentified: Funding source has not yet been determined
- Identified: Funding source has been found, but not yet requested
- Applied: Grant or loan application has been submitted, or budget has been requested
- Awarded: Grant or loan has been offered but the contract has not yet been signed or budget has not yet been approved by Council
- Encumbered: Project contract has been signed and funds have been allocated to spend on the project

Asset Management/General Fund
City Hall Roof Replacement
AM-2019-24

Executive Summary

This would replace the roof for City Hall. The areas would include the roof above the 7th floor, the elevator penthouse, the 2nd floor roof where the flags are located, and the west roof area above the west 1st floor mechanical room where there are several pieces of HVAC equipment.

Project Justification

The roof fails multiple times per year resulting in leaks into the building envelope.
This project meets the following comprehensive plan goals and/or policies:

Location

Other Location
808 West Spokane Falls Blvd.

Project Status

Active
City Hall's roof is failing and at the end of its useful life.

External Factors

Maintenance

Maintenance of capital facilities, buildings and infrastructure has an impact on a Department's operating budget, and thus routine maintenance costs for new and ongoing projects are identified in the table below.

	2021	2022	2023	2024	2025	2026	Total
Expected Annual Maintenance	\$0	\$0	\$0	\$0	\$0	\$0	\$0

Maintenance Comments

Asset Management/General Fund**City Hall Roof Replacement**

AM-2019-24

Spending

Project Phase	Prior Spending	2020	Estimated Spending							Total
			2021	2022	2023	2024	2025	2026	6 Year Total	
Construction	\$0	\$0	\$700,000	\$0	\$0	\$0	\$0	\$0	\$700,000	\$700,000
Total	\$0	\$0	\$700,000	\$0	\$0	\$0	\$0	\$0	\$700,000	\$700,000

Funding

Funding Name	Source	Status*	Prior Funding	2020	Estimated Funding							Total
					2021	2022	2023	2024	2025	2026	6 Year Total	
Fund 5900 Program 30700	Identified	Funded	\$0	\$0	\$345,000	\$0	\$0	\$0	\$0	\$0	\$345,000	\$345,000
Fund 5901 Program 79160	Unidentified	Funded	\$0	\$0	\$355,000	\$0	\$0	\$0	\$0	\$0	\$355,000	\$355,000
Total			\$0	\$0	\$700,000	\$0	\$0	\$0	\$0	\$0	\$700,000	\$700,000

***Status definitions**

- Unidentified: Funding source has not yet been determined
- Identified: Funding source has been found, but not yet requested
- Applied: Grant or loan application has been submitted, or budget has been requested
- Awarded: Grant or loan has been offered but the contract has not yet been signed or budget has not yet been approved by Council
- Encumbered: Project contract has been signed and funds have been allocated to spend on the project

Asset Management/General Fund**Citywide General Facility Maintenance**

AM-2018-148

Executive Summary

In 2019, extensive exterior concrete repairs and painting at City Hall are to be completed. Beyond 2019, City Hall will receive upgrades and repairs to HVAC systems, office space, and conference rooms.

Project Justification

Age, weather conditions, and general wear and tear of properties necessitate continual repairs to properties.

This project meets the following comprehensive plan goals and/or policies:

CFU1 - Adequate Public Facilities

Location

Other Location

Various. Facility management includes City Hall, fire stations, police properties, and court properties.

Project Status

Active

Annual maintenance of general fund properties is an ongoing project.

External Factors

Facility management is largely dependent upon contracted services for such things as masonry work, plumbing, HVAC, landscaping, and other trades. The costs and vagaries of contracted work can impact budgets and timing of service delivery.

Maintenance

Maintenance of capital facilities, buildings and infrastructure has an impact on a Department's operating budget, and thus routine maintenance costs for new and ongoing projects are identified in the table below.

	2021	2022	2023	2024	2025	2026	Total
Expected Annual Maintenance	\$1,000	\$1,000	\$1,000	\$1,000	\$1,000	\$0	\$10,000

Maintenance Comments

Asset Management/General Fund
Citywide General Facility Maintenance
AM-2018-148

Spending

Project Phase	Prior Spending	2020	Estimated Spending							Total
			2021	2022	2023	2024	2025	2026	6 Year Total	
Construction	\$0	\$0	\$0	\$500,000	\$250,000	\$250,000	\$250,000	\$250,000	\$1,500,000	\$1,500,000
Total	\$0	\$0	\$0	\$500,000	\$250,000	\$250,000	\$250,000	\$250,000	\$1,500,000	\$1,500,000

Funding

Funding Name	Source	Status*	Prior Funding	2020	Estimated Funding							Total
					2021	2022	2023	2024	2025	2026	6 Year Total	
Fund 5901 Program 79160	Identified	Funded	\$0	\$0	\$0	\$0	\$250,000	\$250,000	\$250,000	\$250,000	\$1,000,000	\$1,000,000
Unidentified	Unidentified	Unfunded	\$0	\$0	\$0	\$500,000	\$0	\$0	\$0	\$0	\$500,000	\$500,000
Total			\$0	\$0	\$0	\$500,000	\$250,000	\$250,000	\$250,000	\$250,000	\$1,500,000	\$1,500,000

*Status definitions

- Unidentified: Funding source has not yet been determined
- Identified: Funding source has been found, but not yet requested
- Applied: Grant or loan application has been submitted, or budget has been requested
- Awarded: Grant or loan has been offered but the contract has not yet been signed or budget has not yet been approved by Council
- Encumbered: Project contract has been signed and funds have been allocated to spend on the project

Asset Management/General Fund**Integrated Municipal Justice Center**

AM-2014-64

Executive Summary

Purchase land and construct facility for Court, Probation, Prosecuting Attorney and Public Defender with space for public education and min security residential for up to 150 individuals. Costs estimated for construction of 76,000 sf facility including agencies, programs, and residential space.

Project Justification

Spokane Municipal Court currently leases space from Spokane County in multiple locations throughout the Public Safety Building and Courthouse Annex for courtrooms and judicial chambers, Clerk's Office operations, and the Probation department. The existing courtrooms have inadequate and unusable space: (a) Courtroom size is inadequate for the amount of cases heard by Municipal Court. Dockets are usually capped at 40-50 cases, easily resulting in 100+ people, including a defendant's friends and family, trying to crowd into courtrooms designed to hold 35-40 people; (b) The current courtrooms are approximately 600sf. The National Center for State Courts has established standards of 1800sf for courtrooms in courts of limited jurisdiction the size of Spokane; and (c) During trial, counsel tables cannot be configured so that all parties (judge, witnesses and jury) can see all other parties, as is required. The courtrooms in the Annex are unsafe for criminal justice personnel: (a) There is no holding cell facility adjacent to the courtrooms. As such, inmates appearing for a docket must remain shackled together in the courtroom. This makes it more difficult for transport officers to maintain a safe distance between inmates and the public in the gallery. Close proximity to the public in this setting increases the opportunity for inmates to have conversation or receive items from friends/family that the jail would otherwise prohibit; (b) Inmates are placed within arm's distance of the judge and prosecutor; (c) Judges' chambers have no security and can be accessed by the general public; and (d) There are an insufficient number of fire exits from the courtrooms, especially considering the amount of people appearing at hearings.

This project meets the following comprehensive plan goals and/or policies:

Location

Other Location

Within a 6 block radius of the Spokane County Jail located at W. 1100 Mallon is ideal. However, up to a 25-block radius would suffice.

Project Status

Active

Commission a feasibility study for the development of a Municipal Justice Facility to improve the quality, capacity, and safety of the municipal justice system.

External Factors

The County is reviewing its need for additional space on the county campus to house expansion of its own departments and elected officials. District Court has already requested Municipal Court relinquish some of the meager space Municipal Court has been allocated by the county. Additionally, the City's interlocal joint use agreement expires soon and will be subject to renegotiation.

Maintenance

Maintenance of capital facilities, buildings and infrastructure has an impact on a Department's operating budget, and thus routine maintenance costs for new and ongoing projects are identified in the table below.

	2021	2022	2023	2024	2025	2026	Total
Expected Annual Maintenance	\$0	\$0	\$0	\$0	\$16,073	\$16,073	\$32,146

Maintenance Comments

Asset Management/General Fund**Integrated Municipal Justice Center**

AM-2014-64

Spending

Project Phase	Prior Spending	2020	Estimated Spending							Total
			2021	2022	2023	2024	2025	2026	6 Year Total	
Construction	\$0	\$0	\$0	\$0	\$0	\$0	\$0	\$17,754,158	\$17,754,158	\$17,754,158
Design	\$0	\$0	\$0	\$0	\$0	\$0	\$0	\$1,549,401	\$1,549,401	\$1,549,401
Land purchase	\$0	\$0	\$0	\$0	\$0	\$0	\$812,000	\$1,138,653	\$1,950,653	\$1,950,653
Planning	\$0	\$0	\$0	\$0	\$0	\$0	\$690,604	\$0	\$690,604	\$690,604
Purchases	\$0	\$0	\$0	\$0	\$0	\$0	\$0	\$2,315,588	\$2,315,588	\$2,315,588
Total	\$0	\$0	\$0	\$0	\$0	\$0	\$1,502,604	\$22,757,800	\$24,260,404	\$24,260,404

Funding

Funding Name	Source	Status*	Prior Funding	2020	Estimated Funding							Total
					2021	2022	2023	2024	2025	2026	6 Year Total	
Unidentified	---	Unfunded	\$0	\$0	\$0	\$0	\$0	\$0	\$1,502,604	\$22,757,800	\$24,260,404	\$24,260,404
Total			\$0	\$0	\$0	\$0	\$0	\$0	\$1,502,604	\$22,757,800	\$24,260,404	\$24,260,404

***Status definitions**

- Unidentified: Funding source has not yet been determined
- Identified: Funding source has been found, but not yet requested
- Applied: Grant or loan application has been submitted, or budget has been requested
- Awarded: Grant or loan has been offered but the contract has not yet been signed or budget has not yet been approved by Council
- Encumbered: Project contract has been signed and funds have been allocated to spend on the project

Asset Management/Library**Branch Construction - East Side/Liberty**

AM-2016-136

Executive Summary

The East Side/Liberty branch of the Spokane Public Library will provide a new library, twice the size of the existing facility, to the citizens of the East Central neighborhood. This location will be nestled in Liberty park, adjacent to the aquatics center.

Project Justification

The service model of the library is changing to meet the needs of a growing community. This change requires a new physical design to support technology, engagement, learning, collaboration, business growth and overall community development.

This project meets the following comprehensive plan goals and/or policies:

The Library is an important public service in the City core and neighborhoods. The Library is a key contributor to the quality of life of Spokane City residents. (ED 5.8,N1,N3,N7)

Location

Other Location

From 524 South Stone to Liberty Park

Project Status

Active

In November 2018 City of Spokane voters approved a UTGO bond measure in the amount of \$77m. The project is currently in design phase. Estimated completion of construction/renovation is in later-2021.

External Factors

Unforeseen constructability issues that are not known to us now but may be arise after construction begins.

Maintenance

Maintenance of capital facilities, buildings and infrastructure has an impact on a Department's operating budget, and thus routine maintenance costs for new and ongoing projects are identified in the table below.

	2021	2022	2023	2024	2025	2026	Total
Expected Annual Maintenance	\$0	\$26,000	\$26,000	\$26,000	\$26,000	\$26,000	\$130,000

Maintenance Comments

Asset Management/Library

Branch Construction - East Side/Liberty

AM-2016-136

Spending

Project Phase	Prior Spending	2020	Estimated Spending							Total
			2021	2022	2023	2024	2025	2026	6 Year Total	
Construction	\$471,521	\$547,449	\$5,718,125	\$1,906,042	\$0	\$0	\$0	\$0	\$7,624,167	\$8,643,137
Total	\$471,521	\$547,449	\$5,718,125	\$1,906,042	\$0	\$0	\$0	\$0	\$7,624,167	\$8,643,137

Funding

Funding Name	Source	Status*	Prior Funding	2020	Estimated Funding							Total
					2021	2022	2023	2024	2025	2026	6 Year Total	
UTGO Bond	Local	Funded	\$471,521	\$547,449	\$5,718,125	\$1,906,042	\$0	\$0	\$0	\$0	\$7,624,167	\$8,643,137
Total			\$471,521	\$547,449	\$5,718,125	\$1,906,042	\$0	\$0	\$0	\$0	\$7,624,167	\$8,643,137

*Status definitions

- Unidentified: Funding source has not yet been determined
- Identified: Funding source has been found, but not yet requested
- Applied: Grant or loan application has been submitted, or budget has been requested
- Awarded: Grant or loan has been offered but the contract has not yet been signed or budget has not yet been approved by Council
- Encumbered: Project contract has been signed and funds have been allocated to spend on the project

Asset Management/Library**Branch Construction - Libby - The Hive**

AM-2019-4

Executive Summary

In partnership with Spokane Public Schools, the Libby facility will be a unique destination for Spokane citizens. This location will feature spaces designed to facilitate interaction and collaboration.

Project Justification

The service model of the library is changing to meet the needs of a growing community. This change requires a new physical design to support technology, engagement, learning, collaboration, business growth and overall community development.

This project meets the following comprehensive plan goals and/or policies:

The Library is an important public service in the City core and neighborhoods. The Library is a key contributor to the quality of life of Spokane City residents. (ED 5.8,N1,N3,N7)

Location

Other Location

2900 East First Ave

Project Status

Active

In November 2018 City of Spokane voters approved a UTGO bond measure in the amount of \$77m. The project is currently in design phase. Estimated completion of construction is in later-2021.

External Factors

Unforeseen constructability issues that are not known to us now but may be arise after construction begins.

Maintenance

Maintenance of capital facilities, buildings and infrastructure has an impact on a Department's operating budget, and thus routine maintenance costs for new and ongoing projects are identified in the table below.

	2021	2022	2023	2024	2025	2026	Total
Expected Annual Maintenance	\$0	\$25,000	\$25,000	\$25,000	\$25,000	\$25,000	\$125,000

Maintenance Comments

Asset Management/Library

Branch Construction - Libby - The Hive

AM-2019-4

Spending

Project Phase	Prior Spending	2020	Estimated Spending							Total
			2021	2022	2023	2024	2025	2026	6 Year Total	
Construction	\$392,340	\$525,401	\$5,278,712	\$1,759,571	\$0	\$0	\$0	\$0	\$7,038,283	\$7,956,024
Total	\$392,340	\$525,401	\$5,278,712	\$1,759,571	\$0	\$0	\$0	\$0	\$7,038,283	\$7,956,024

Funding

Funding Name	Source	Status*	Prior Funding	2020	Estimated Funding							Total
					2021	2022	2023	2024	2025	2026	6 Year Total	
UTGO Bond	Local	Funded	\$392,340	\$525,401	\$5,278,712	\$1,759,571	\$0	\$0	\$0	\$0	\$7,038,283	\$7,956,024
Total			\$392,340	\$525,401	\$5,278,712	\$1,759,571	\$0	\$0	\$0	\$0	\$7,038,283	\$7,956,024

- *Status definitions
- Unidentified: Funding source has not yet been determined
 - Identified: Funding source has been found, but not yet requested
 - Applied: Grant or loan application has been submitted, or budget has been requested
 - Awarded: Grant or loan has been offered but the contract has not yet been signed or budget has not yet been approved by Council
 - Encumbered: Project contract has been signed and funds have been allocated to spend on the project

Asset Management/Library**Branch Remodel - Downtown & 24/7 Kiosks**

AM-2016-173

Executive Summary

The remodel of the Downtown library will result in a renovation of all three floors of the building, including recapturing a significant amount of unused staff space for use by the public. The new facility will feature an abundance of meeting rooms, programming spaces, and interactive areas.

Project Justification

The service model of the library is changing to meet the needs of a growing community. This change requires a new physical design to support technology, engagement, learning, collaboration, business growth and overall community development.

This project meets the following comprehensive plan goals and/or policies:

The Library is an important public service in the City core and neighborhoods. The Library is a key contributor to the quality of life of Spokane City residents. (ED 5.8,N1,N3,N7)

Location

Other Location

Main Library 906 W. Main Ave

Project Status

Active

In November 2018 City of Spokane voters approved a UTGO bond measure in the amount of \$77m. The project is currently in design phase. Estimated completion of construction/renovation is in mid-2021.

External Factors

Unforeseen constructability issues that are not known to us now but may be arise after construction begins. In regards to the placement of 24/7 kiosks, we will need to coordinate locations with other parties.

Maintenance

Maintenance of capital facilities, buildings and infrastructure has an impact on a Department's operating budget, and thus routine maintenance costs for new and ongoing projects are identified in the table below.

	2021	2022	2023	2024	2025	2026	Total
Expected Annual Maintenance	\$0	\$200,000	\$200,000	\$200,000	\$200,000	\$200,000	\$1,000,000

Maintenance Comments

Asset Management/Library**Branch Remodel - Downtown & 24/7 Kiosks**

AM-2016-173

Spending

Project Phase	Prior Spending	2020	Estimated Spending							Total
			2021	2022	2023	2024	2025	2026	6 Year Total	
Construction	\$3,586,708	\$4,213,238	\$17,043,266	\$8,077,339	\$6,618,746	\$0	\$0	\$0	\$31,739,351	\$39,539,297
Total	\$3,586,708	\$4,213,238	\$17,043,266	\$8,077,339	\$6,618,746	\$0	\$0	\$0	\$31,739,351	\$39,539,297

Funding

Funding Name	Source	Status*	Prior Funding	2020	Estimated Funding							Total
					2021	2022	2023	2024	2025	2026	6 Year Total	
UTGO Bond	Local	Funded	\$3,586,708	\$4,213,238	\$17,043,266	\$8,077,339	\$6,618,746	\$0	\$0	\$0	\$31,739,351	\$39,539,297
Total			\$3,586,708	\$4,213,238	\$17,043,266	\$8,077,339	\$6,618,746	\$0	\$0	\$0	\$31,739,351	\$39,539,297

***Status definitions**

- Unidentified: Funding source has not yet been determined
- Identified: Funding source has been found, but not yet requested
- Applied: Grant or loan application has been submitted, or budget has been requested
- Awarded: Grant or loan has been offered but the contract has not yet been signed or budget has not yet been approved by Council
- Encumbered: Project contract has been signed and funds have been allocated to spend on the project

Asset Management/Library**Branch Remodel - Indian Trail**

AM-2016-138

Executive Summary

The renovation of the Indian Trail library will be a complete refresh of the space. In addition to replacing outdated systems, finishes, and furnishings, enhancements will be made to programming rooms and meeting spaces will be added.

Project Justification

The service model of the library is changing to meet the needs of a growing community. This change requires a new physical design to support technology, engagement, learning, collaboration, business growth and overall community development.

This project meets the following comprehensive plan goals and/or policies:

The Library is an important public service in the City core and neighborhoods. The Library is a key contributor to the quality of life of Spokane City residents. (ED 5.8,N1,N3,N7)

Location

Other Location

4909 West Barnes

Project Status

Active

In November 2018 City of Spokane voters approved a UTGO bond measure in the amount of \$77m. The project is currently in design phase. Estimated completion of construction/renovation is in mid-2023.

External Factors

Unforeseen constructability issues that are not known to us now but may be arise after construction begins.

Maintenance

Maintenance of capital facilities, buildings and infrastructure has an impact on a Department's operating budget, and thus routine maintenance costs for new and ongoing projects are identified in the table below.

	2021	2022	2023	2024	2025	2026	Total
Expected Annual Maintenance	\$0	\$0	\$33,000	\$33,000	\$33,000	\$33,000	\$132,000

Maintenance Comments

Asset Management/Library

Branch Remodel - Indian Trail

AM-2016-138

Spending

Project Phase	Prior Spending	2020	Estimated Spending							Total
			2021	2022	2023	2024	2025	2026	6 Year Total	
Construction	\$0	\$0	\$95,000	\$1,432,767	\$763,221	\$0	\$0	\$0	\$2,290,988	\$2,290,988
Total	\$0	\$0	\$95,000	\$1,432,767	\$763,221	\$0	\$0	\$0	\$2,290,988	\$2,290,988

Funding

Funding Name	Source	Status*	Prior Funding	2020	Estimated Funding							Total
					2021	2022	2023	2024	2025	2026	6 Year Total	
UTGO Bond	Local	Funded	\$0	\$0	\$95,000	\$1,432,767	\$763,221	\$0	\$0	\$0	\$2,290,988	\$2,290,988
Total			\$0	\$0	\$95,000	\$1,432,767	\$763,221	\$0	\$0	\$0	\$2,290,988	\$2,290,988

*Status definitions

- Unidentified: Funding source has not yet been determined
- Identified: Funding source has been found, but not yet requested
- Applied: Grant or loan application has been submitted, or budget has been requested
- Awarded: Grant or loan has been offered but the contract has not yet been signed or budget has not yet been approved by Council
- Encumbered: Project contract has been signed and funds have been allocated to spend on the project

Asset Management/Library**Branch Remodel - Shadle**

AM-2016-135

Executive Summary

Spokane Public Library's busiest neighborhood branch will be doubled in size on its existing footprint. The new space will feature new and improved meeting spaces, programming areas, and a large and welcoming children's area.

Project Justification

The service model of the library is changing to meet the needs of a growing community. This change requires a new physical design to support technology, engagement, learning, collaboration, business growth and overall community development.

This project meets the following comprehensive plan goals and/or policies:

The Library is an important public service in the City core and neighborhoods. The Library is a key contributor to the quality of life of Spokane City residents. (ED 5.8,N1,N3,N7)

Location

Other Location

2111 West Wellesley

Project Status

Active

In November 2018 City of Spokane voters approved a UTGO bond measure in the amount of \$77m. The project is currently in design phase. Estimated completion of construction/renovation is in mid-2021.

External Factors

Unforeseen constructability issues that are not known to us now but may be arise after construction begins.

Maintenance

Maintenance of capital facilities, buildings and infrastructure has an impact on a Department's operating budget, and thus routine maintenance costs for new and ongoing projects are identified in the table below.

	2021	2022	2023	2024	2025	2026	Total
Expected Annual Maintenance	\$0	\$60,000	\$60,000	\$60,000	\$60,000	\$60,000	\$300,000

Maintenance Comments

Asset Management/Library

Branch Remodel - Shadle

AM-2016-135

Spending

Project Phase	Prior Spending	2020	Estimated Spending							Total
			2021	2022	2023	2024	2025	2026	6 Year Total	
Construction	\$651,334	\$1,125,421	\$10,535,087	\$3,511,696	\$0	\$0	\$0	\$0	\$14,046,783	\$15,823,538
Total	\$651,334	\$1,125,421	\$10,535,087	\$3,511,696	\$0	\$0	\$0	\$0	\$14,046,783	\$15,823,538

Funding

Funding Name	Source	Status*	Prior Funding	2020	Estimated Funding							Total
					2021	2022	2023	2024	2025	2026	6 Year Total	
UTGO Bond	Local	Funded	\$651,334	\$1,125,421	\$10,535,087	\$3,511,696	\$0	\$0	\$0	\$0	\$14,046,783	\$15,823,538
Total			\$651,334	\$1,125,421	\$10,535,087	\$3,511,696	\$0	\$0	\$0	\$0	\$14,046,783	\$15,823,538

*Status definitions

- Unidentified: Funding source has not yet been determined
- Identified: Funding source has been found, but not yet requested
- Applied: Grant or loan application has been submitted, or budget has been requested
- Awarded: Grant or loan has been offered but the contract has not yet been signed or budget has not yet been approved by Council
- Encumbered: Project contract has been signed and funds have been allocated to spend on the project

Asset Management/Library**Branch Remodel- South Hill**

AM-2016-134

Executive Summary

The refresh of the South Hill branch will replace outdated systems, finishes, and furnishings, giving some new life to the existing building. The children's area will be enhanced and a study room will be added.

Project Justification

The current building reaches physical capacity on a consistent basis. The community has greater needs than current building can meet. The service model of the library is changing to meet needs of community. This change requires a more space and a new physical design to support technology, engagement, learning, and development.

This project meets the following comprehensive plan goals and/or policies:

The Library is an important public service in the City core and neighborhoods. The Library is a key contributor to the quality of life of Spokane City residents. (ED 5.8,N1,N3,N7)

Location

Other Location

3324 South Perry

Project Status

Active

In November 2018 City of Spokane voters approved a UTGO bond measure in the amount of \$77m. The project is currently in design phase. Estimated completion of construction/renovation is in mid-2023.

External Factors

Unforeseen constructability issues that are not known to us now but may be arise after construction begins.

Maintenance

Maintenance of capital facilities, buildings and infrastructure has an impact on a Department's operating budget, and thus routine maintenance costs for new and ongoing projects are identified in the table below.

	2021	2022	2023	2024	2025	2026	Total
Expected Annual Maintenance	\$0	\$0	\$35,000	\$35,000	\$35,000	\$35,000	\$140,000

Maintenance Comments

Asset Management/Library

Branch Remodel- South Hill

AM-2016-134

Spending

Project Phase	Prior Spending	2020	Estimated Spending							Total
			2021	2022	2023	2024	2025	2026	6 Year Total	
Construction	\$0	\$0	\$150,000	\$1,942,551	\$1,292,013	\$0	\$0	\$0	\$3,384,564	\$3,384,564
Total	\$0	\$0	\$150,000	\$1,942,551	\$1,292,013	\$0	\$0	\$0	\$3,384,564	\$3,384,564

Funding

Funding Name	Source	Status*	Prior Funding	2020	Estimated Funding							Total
					2021	2022	2023	2024	2025	2026	6 Year Total	
UTGO Bond	Local	Funded	\$0	\$0	\$150,000	\$1,942,551	\$1,292,013	\$0	\$0	\$0	\$3,384,564	\$3,384,564
Total			\$0	\$0	\$150,000	\$1,942,551	\$1,292,013	\$0	\$0	\$0	\$3,384,564	\$3,384,564

*Status definitions

- Unidentified: Funding source has not yet been determined
- Identified: Funding source has been found, but not yet requested
- Applied: Grant or loan application has been submitted, or budget has been requested
- Awarded: Grant or loan has been offered but the contract has not yet been signed or budget has not yet been approved by Council
- Encumbered: Project contract has been signed and funds have been allocated to spend on the project

Asset Management/Library

Integrated Library System

AM-2016-137

Executive Summary

Purchase of new Integrated Library System software. Utilizing the 2016 Facilities and Future Service Plan, the Library Board and City Staff have been working with the community and have developed a final cost estimate to deliver a comprehensive remodel of the library building.

Project Justification

The library currently utilizes Horizon as its Integrated Library System (ILS). In addition to being an old system at risk of being unsupported in the near future, Horizon no longer meets the library’s needs. In order for us to continue to meet community demand, we require an ILS that gives us the ability to transition to a metadata native library catalog and better flexibility around tracking and measuring customers’ use of the library.

This project meets the following comprehensive plan goals and/or policies:

1.SPL provides a diversity of social, recreational, educational, and cultural opportunities for all ages (SH 5). Our ILS is our key infrastructure that serves as the backbone for customer data and measurement. This tool will help us to deliver opportunities more effectively. (ED 5.8,N1,N3,N7)

Location

Other Location

906 W Main Ave.

Project Status

Active

Research and development phase.

External Factors

The purchasing of this product may be contingent upon development, if we go with a new, cutting edge system. The development product we select may not be completely finished when we purchase it, or there may be custom development necessary to meet our unique needs. In addition, as the library adopts automated materials handling practices in new buildings, some work may need to be done to configure the system.

Maintenance

Maintenance of capital facilities, buildings and infrastructure has an impact on a Department’s operating budget, and thus routine maintenance costs for new and ongoing projects are identified in the table below.

	2021	2022	2023	2024	2025	2026	Total
Expected Annual Maintenance	\$0	\$0	\$150,000	\$150,000	\$150,000	\$150,000	\$600,000

Maintenance Comments

Asset Management/Library

Integrated Library System

AM-2016-137

Spending

Project Phase	Prior Spending	2020	Estimated Spending							Total
			2021	2022	2023	2024	2025	2026	6 Year Total	
Purchases	\$0	\$0	\$0	\$500,000	\$0	\$0	\$0	\$0	\$500,000	\$500,000
Total	\$0	\$0	\$0	\$500,000	\$0	\$0	\$0	\$0	\$500,000	\$500,000

Funding

Funding Name	Source	Status*	Prior Funding	2020	Estimated Funding							Total
					2021	2022	2023	2024	2025	2026	6 Year Total	
Local	Unidentified	Unfunded	\$0	\$0	\$0	\$500,000	\$0	\$0	\$0	\$0	\$500,000	\$500,000
Total			\$0	\$0	\$0	\$500,000	\$0	\$0	\$0	\$0	\$500,000	\$500,000

*Status definitions

- Unidentified: Funding source has not yet been determined
- Identified: Funding source has been found, but not yet requested
- Applied: Grant or loan application has been submitted, or budget has been requested
- Awarded: Grant or loan has been offered but the contract has not yet been signed or budget has not yet been approved by Council
- Encumbered: Project contract has been signed and funds have been allocated to spend on the project

Asset Management/Neighborhood Services

East Central Comm. Center Capital Needs Assessment Repairs

AM-2018-149

Executive Summary

Capital Needs Assessment of the building the section titled Building: Electrical, Lighting & Fire Alarm lists several deficiencies under the sections ECCC Area, Building Circulation and Miscellaneous Area; Power/Electrical, Garage and Mechanical Areas, Restroom Area and Gym Area.

Project Justification

Deficiencies have accumulated due to deferred maintenance and are a safety concern.

This project meets the following comprehensive plan goals and/or policies:

Location

Other Location

East Central Community Center located at 500 S. Stone Spokane WA 99202

Project Status

Active

A Capital Needs Assessment (CNA) of the facility was completed in 2018 which identified deficiencies at the ECCC as a result of deferred maintenance. There are ongoing conversations regarding shared responsibilities of the center operator and the city in repairing the deficiencies. Center operator is making improvements to the building which may have an impact in resolving the listed deficiencies.

External Factors

The current center operator is undergoing improvements to the building via new construction to accommodate programs.

Maintenance

Maintenance of capital facilities, buildings and infrastructure has an impact on a Department's operating budget, and thus routine maintenance costs for new and ongoing projects are identified in the table below.

	2021	2022	2023	2024	2025	2026	Total
Expected Annual Maintenance	\$0	\$0	\$0	\$0	\$0	\$0	\$0

Maintenance Comments

Asset Management/Neighborhood Services

East Central Comm. Center Capital Needs Assessment Repairs

AM-2018-149

Spending

Project Phase	Prior Spending	2020	Estimated Spending							Total
			2021	2022	2023	2024	2025	2026	6 Year Total	
Construction	\$0	\$83,000	\$0	\$1,118,000	\$0	\$0	\$0	\$0	\$1,118,000	\$1,201,000
Planning	\$9,500	\$34,800	\$0	\$0	\$0	\$0	\$0	\$0	\$0	\$44,300
Total	\$9,500	\$117,800	\$0	\$1,118,000	\$0	\$0	\$0	\$0	\$1,118,000	\$1,245,300

Funding

Funding Name	Source	Status*	Prior Funding	2020	Estimated Funding							Total
					2021	2022	2023	2024	2025	2026	6 Year Total	
CDBG	Federal	Funded	\$9,500	\$117,800	\$0	\$0	\$0	\$0	\$0	\$0	\$1,118,000	\$1,245,300
Total			\$9,500	\$117,800	\$0	\$1,118,000	\$0	\$0	\$0	\$0	\$1,118,000	\$1,245,300

- *Status definitions
- Unidentified: Funding source has not yet been determined
 - Identified: Funding source has been found, but not yet requested
 - Applied: Grant or loan application has been submitted, or budget has been requested
 - Awarded: Grant or loan has been offered but the contract has not yet been signed or budget has not yet been approved by Council
 - Encumbered: Project contract has been signed and funds have been allocated to spend on the project

Asset Management/Neighborhood Services**East Central Comm. Center Capital Needs Assessment Roof**

AM-2018-151

Executive Summary

Capital Needs Assessment of the building identified complete tear off and installation of a new roof.

Project Justification

Roof repair is necessary for upkeep of the building and to keep weather tight. The center has three (3) roofs currently, by code this is the minimum number of roofs a building can have. A complete tear off and installation is needed.

This project meets the following comprehensive plan goals and/or policies:

Location

Other Location

East Central Community Center located at 500 S. Stone Spokane WA 99202

Project Status

Active

A Capital Needs Assessment (CNA) of the facility was completed in 2018 which identified deficiencies at the ECCC as a result of deferred maintenance. There are ongoing conversations regarding shared responsibilities of the center operator and the city in repairing the roof. The project has not been started at this time.

External Factors

The current center operator is undergoing improvements to the building via new construction to accommodate programs, 2018. The new construction should not facilitate/impact repair of the current roof.

Maintenance

Maintenance of capital facilities, buildings and infrastructure has an impact on a Department's operating budget, and thus routine maintenance costs for new and ongoing projects are identified in the table below.

	2021	2022	2023	2024	2025	2026	Total
Expected Annual Maintenance	\$0	\$0	\$0	\$0	\$0	\$0	\$0

Maintenance Comments

Asset Management/Neighborhood Services
East Central Comm. Center Capital Needs Assessment Roof
AM-2018-151

Spending

Project Phase	Prior Spending	2020	Estimated Spending							Total
			2021	2022	2023	2024	2025	2026	6 Year Total	
Construction	\$0	\$0	\$0	\$1,200,000	\$0	\$0	\$0	\$0	\$1,200,000	\$1,200,000
Planning	\$9,500	\$0	\$0	\$0	\$0	\$0	\$0	\$0	\$0	\$9,500
Total	\$9,500	\$0	\$0	\$1,200,000	\$0	\$0	\$0	\$0	\$1,200,000	\$1,209,500

Funding

Funding Name	Source	Status*	Prior Funding	2020	Estimated Funding							Total
					2021	2022	2023	2024	2025	2026	6 Year Total	
CDBG	Federal	Funded	\$9,500	\$0	\$0	\$0	\$0	\$0	\$0	\$0	\$0	\$9,500
Commerce Grant	State	Unfunded	\$0	\$0	\$0	\$1,200,000	\$0	\$0	\$0	\$0	\$1,200,000	\$1,200,000
Total			\$9,500	\$0	\$0	\$1,200,000	\$0	\$0	\$0	\$0	\$1,200,000	\$1,209,500

- *Status definitions
- Unidentified: Funding source has not yet been determined
 - Identified: Funding source has been found, but not yet requested
 - Applied: Grant or loan application has been submitted, or budget has been requested
 - Awarded: Grant or loan has been offered but the contract has not yet been signed or budget has not yet been approved by Council
 - Encumbered: Project contract has been signed and funds have been allocated to spend on the project

Asset Management/Parks and Recreation
Golf - Facilities Renovations
AM-2013-63

Executive Summary

Renovations to golf buildings and facilities. 2021: Paint & Dry Rot repair at Qualchan Golf Course

Project Justification

All four golf course facilities are in need of renovations to extend the life of the buildings. Paint, roofing, HVAC, ADA access, etc.

This project meets the following comprehensive plan goals and/or policies:

PARK & OPEN SPACE SYSTEM (PRS2), MAINTENANCE PROGRAM (PRS4), IND/OUTDOOR REC (PRS5), COORD. & COOPERATION (PRS6), PARKS SERVICE QUALITY (PRS7) ADEQUATE PUBLIC FACILITIES & SERVICES (CFU1), COORDINATION (CFU3), ENVIRONMENTAL CONCERNS (CFU5)

Location

Other Location
Division Wide -- all four courses

Project Status

Active
Proposed

External Factors

Golf Revenue and funds

Maintenance

Maintenance of capital facilities, buildings and infrastructure has an impact on a Department's operating budget, and thus routine maintenance costs for new and ongoing projects are identified in the table below.

	2021	2022	2023	2024	2025	2026	Total
Expected Annual Maintenance	\$0	\$0	\$0	\$0	\$0	\$0	\$0

Maintenance Comments

Asset Management/Parks and Recreation
Golf - Facilities Renovations
AM-2013-63

Spending

Project Phase	Prior Spending	2020	Estimated Spending							Total
			2021	2022	2023	2024	2025	2026	6 Year Total	
Construction	\$125,000	\$20,000	\$30,000	\$20,000	\$25,000	\$25,000	\$25,000	\$25,000	\$150,000	\$295,000
Total	\$125,000	\$20,000	\$30,000	\$20,000	\$25,000	\$25,000	\$25,000	\$25,000	\$150,000	\$295,000

Funding

Funding Name	Source	Status*	Prior Funding	2020	Estimated Funding							Total
					2021	2022	2023	2024	2025	2026	6 Year Total	
Golf Fund Capital	Local	Funded	\$125,000	\$20,000	\$30,000	\$20,000	\$25,000	\$25,000	\$25,000	\$25,000	\$150,000	\$295,000
Total			\$125,000	\$20,000	\$30,000	\$20,000	\$25,000	\$25,000	\$25,000	\$25,000	\$150,000	\$295,000

*Status definitions

- Unidentified: Funding source has not yet been determined
- Identified: Funding source has been found, but not yet requested
- Applied: Grant or loan application has been submitted, or budget has been requested
- Awarded: Grant or loan has been offered but the contract has not yet been signed or budget has not yet been approved by Council
- Encumbered: Project contract has been signed and funds have been allocated to spend on the project

Asset Management/Parks and Recreation

Golf - On Course Renovations

AM-2013-62

Executive Summary

On Course improvements including pathways, fairways, tees, greens, forest management, etc. This fund shall be used to perform repair to deteriorating course infrastructure not repaired by strategic golf capital improvement project.

Project Justification

Course conditions have deteriorated over the years with little capital investment.

This project meets the following comprehensive plan goals and/or policies:

PRS 2, 4, 5, 6, 7 CFU 1, 3, 5 PARK & OPEN SPACE SYSTEM (PRS2), MAINTENANCE PROGRAM (PRS4), INDOOR/OUTDOOR RECREATION (PRS5), COORD. & COOPERATION (PRS6), PARKS SERVICE QUALITY (PRS7) ADEQUATE PUBLIC FACILITIES & SERVICES (CFU1), COORDINATION (CFU3), ENVIRONMENTAL CONCERNS (CFU5)

Location

Other Location
All 4 Golf Courses

Project Status

Active
Proposed

External Factors

Golf revenue and funding

Maintenance

Maintenance of capital facilities, buildings and infrastructure has an impact on a Department’s operating budget, and thus routine maintenance costs for new and ongoing projects are identified in the table below.

	2021	2022	2023	2024	2025	2026	Total
Expected Annual Maintenance	\$0	\$0	\$0	\$0	\$0	\$0	\$0

Maintenance Comments

Asset Management/Parks and Recreation
Golf - On Course Renovations
AM-2013-62

Spending

Project Phase	Prior Spending	2020	Estimated Spending							Total
			2021	2022	2023	2024	2025	2026	6 Year Total	
Construction	\$60,000	\$25,000	\$25,000	\$0	\$25,000	\$25,000	\$25,000	\$25,000	\$125,000	\$210,000
Total	\$60,000	\$25,000	\$25,000	\$0	\$25,000	\$25,000	\$25,000	\$25,000	\$125,000	\$210,000

Funding

Funding Name	Source	Status*	Prior Funding	2020	Estimated Funding							Total
					2021	2022	2023	2024	2025	2026	6 Year Total	
Golf Fund Capital	Local	Funded	\$60,000	\$25,000	\$25,000	\$0	\$25,000	\$25,000	\$25,000	\$25,000	\$125,000	\$210,000
Total			\$60,000	\$25,000	\$25,000	\$0	\$25,000	\$25,000	\$25,000	\$25,000	\$125,000	\$210,000

*Status definitions

- Unidentified: Funding source has not yet been determined
- Identified: Funding source has been found, but not yet requested
- Applied: Grant or loan application has been submitted, or budget has been requested
- Awarded: Grant or loan has been offered but the contract has not yet been signed or budget has not yet been approved by Council
- Encumbered: Project contract has been signed and funds have been allocated to spend on the project

Asset Management/Parks and Recreation
Ops - Baseball Backstop and Fence Replacement
AM-2015-131

Executive Summary

Replace and repair backstop and fence posts and fabric at Various Parks

Project Justification

Repair or replace damaged fence fabric.

This project meets the following comprehensive plan goals and/or policies:

PRS 2, 3, 5, 6, 7 CFU 1, 5 PARK & OPEN SPACE SYSTEM (PRS2), BIKE & PED CIRCULATION (PRS3), INDOOR/OUTDOOR RECREATION (PRS5), COORD. & COOPERATION (PRS6), PARKS SERVICE QUALITY (PRS7) ADEQUATE PUBLIC FACILITIES & SERVICES (CFU1), ENVIRONMENTAL CONCERNS (CFU5)

Location

Other Location

Various Parks - Comstock, Dutch Jakes, Webster, Corbin, Glover, Glass, Audubon, Redband, etc.

Project Status

Active

Proposed

External Factors

N A

Maintenance

Maintenance of capital facilities, buildings and infrastructure has an impact on a Department's operating budget, and thus routine maintenance costs for new and ongoing projects are identified in the table below.

	2021	2022	2023	2024	2025	2026	Total
Expected Annual Maintenance	\$0	\$0	\$0	\$0	\$0	\$0	\$0

Maintenance Comments

Asset Management/Parks and Recreation
Ops - Baseball Backstop and Fence Replacement
AM-2015-131

Spending

Project Phase	Prior Spending	2020	Estimated Spending							Total
			2021	2022	2023	2024	2025	2026	6 Year Total	
Construction	\$0	\$0	\$0	\$0	\$15,000	\$15,000	\$15,000	\$15,000	\$60,000	\$60,000
Total	\$0	\$0	\$0	\$0	\$15,000	\$15,000	\$15,000	\$15,000	\$60,000	\$60,000

Funding

Funding Name	Source	Status*	Prior Funding	2020	Estimated Funding							Total
					2021	2022	2023	2024	2025	2026	6 Year Total	
Park Fund Capital	Local	Funded	\$0	\$0	\$0	\$0	\$15,000	\$15,000	\$15,000	\$15,000	\$60,000	\$60,000
Total			\$0	\$0	\$0	\$0	\$15,000	\$15,000	\$15,000	\$15,000	\$60,000	\$60,000

*Status definitions

- Unidentified: Funding source has not yet been determined
- Identified: Funding source has been found, but not yet requested
- Applied: Grant or loan application has been submitted, or budget has been requested
- Awarded: Grant or loan has been offered but the contract has not yet been signed or budget has not yet been approved by Council
- Encumbered: Project contract has been signed and funds have been allocated to spend on the project

Asset Management/Parks and Recreation

Ops - Building Demolition

AM-2015-129

Executive Summary

Building demolition at various parks - 2023: Sekani Caretaker Building. 2024: Lower Lincoln shelter. 2026: Indian Canyon pump house.

Project Justification

Demolition of existing buildings that currently do not meet Department/Neighborhood needs and/or current building codes and/or pose safety threats.

This project meets the following comprehensive plan goals and/or policies:

BIKE & PED CIRCULATION (PRS3), MAINTENANCE PROGRAM (PRS4), PARKS SERVICE QUALITY (PRS7) ADEQUATE PUBLIC FACILITIES & SERVICES (CFU1), ENVIRONMENTAL CONCERNS(CFU5)

Location

Other Location

Various Parks - Lower Lincoln shelter, PVCC, Indian Canyon pump house, etc

Project Status

Active

Proposed demolitions

External Factors

N A

Maintenance

Maintenance of capital facilities, buildings and infrastructure has an impact on a Department's operating budget, and thus routine maintenance costs for new and ongoing projects are identified in the table below.

	2021	2022	2023	2024	2025	2026	Total
Expected Annual Maintenance	\$0	\$0	\$0	\$0	\$0	\$0	\$0

Maintenance Comments

Asset Management/Parks and Recreation

Ops - Building Demolition

AM-2015-129

Spending

Project Phase	Prior Spending	2020	Estimated Spending							Total
			2021	2022	2023	2024	2025	2026	6 Year Total	
Construction	\$60,000	\$0	\$0	\$0	\$65,000	\$50,000	\$0	\$20,000	\$135,000	\$195,000
Total	\$60,000	\$0	\$0	\$0	\$65,000	\$50,000	\$0	\$20,000	\$135,000	\$195,000

Funding

Funding Name	Source	Status*	Prior Funding	2020	Estimated Funding							Total
					2021	2022	2023	2024	2025	2026	6 Year Total	
Park Fund Capital	Local	Funded	\$60,000	\$0	\$0	\$0	\$65,000	\$50,000	\$0	\$20,000	\$135,000	\$195,000
Total			\$60,000	\$0	\$0	\$0	\$65,000	\$50,000	\$0	\$20,000	\$135,000	\$195,000

*Status definitions

- Unidentified: Funding source has not yet been determined
- Identified: Funding source has been found, but not yet requested
- Applied: Grant or loan application has been submitted, or budget has been requested
- Awarded: Grant or loan has been offered but the contract has not yet been signed or budget has not yet been approved by Council
- Encumbered: Project contract has been signed and funds have been allocated to spend on the project

Asset Management/Parks and Recreation
Ops - Building Security and System Re-keying
AM-2012-329

Executive Summary

Replace building security systems and fire alarm monitoring, Re-key park lock system. 2023: update key control system and security system for Parks Operation Complex and Corbin Art Center. 2025: all out-park buildings.

Project Justification

Better, more dependable access control

This project meets the following comprehensive plan goals and/or policies:

PRS 2, 4, 5, 7 CFU 1, 3 PARK & OPEN SPACE SYSTEM (PRS2), MAINTENANCE PROGRAM (PRS4), INDOOR/OUTDOOR RECREATION (PRS5), PARKS SERVICE QUALITY (PRS7) ADEQUATE PUBLIC FACILITIES & SERVICES (CFU1), COORDINATION (CFU3)

Location

Other Location

Manito - 18th and Grand, Park Operations - Stone and Mallon, Golf Courses and all park locations with lock systems

Project Status

Active

Proposed

External Factors

NA

Maintenance

Maintenance of capital facilities, buildings and infrastructure has an impact on a Department's operating budget, and thus routine maintenance costs for new and ongoing projects are identified in the table below.

	2021	2022	2023	2024	2025	2026	Total
Expected Annual Maintenance	\$0	\$0	\$0	\$0	\$0	\$0	\$0

Maintenance Comments

Asset Management/Parks and Recreation

Ops - Building Security and System Re-keying

AM-2012-329

Spending

Project Phase	Prior Spending	2020	Estimated Spending							Total
			2021	2022	2023	2024	2025	2026	6 Year Total	
Construction	\$40,000	\$0	\$0	\$0	\$30,000	\$0	\$80,000	\$0	\$110,000	\$150,000
Planning	\$10,000	\$0	\$0	\$0	\$0	\$0	\$0	\$0	\$0	\$10,000
Purchases	\$40,000	\$0	\$0	\$0	\$20,000	\$0	\$20,000	\$0	\$40,000	\$80,000
Total	\$90,000	\$0	\$0	\$0	\$50,000	\$0	\$100,000	\$0	\$150,000	\$240,000

Funding

Funding Name	Source	Status*	Prior Funding	2020	Estimated Funding							Total
					2021	2022	2023	2024	2025	2026	6 Year Total	
Park Fund Capital	Local	Funded	\$90,000	\$0	\$0	\$0	\$50,000	\$0	\$100,000	\$0	\$150,000	\$240,000
Total			\$90,000	\$0	\$0	\$0	\$50,000	\$0	\$100,000	\$0	\$150,000	\$240,000

- *Status definitions
- Unidentified: Funding source has not yet been determined
 - Identified: Funding source has been found, but not yet requested
 - Applied: Grant or loan application has been submitted, or budget has been requested
 - Awarded: Grant or loan has been offered but the contract has not yet been signed or budget has not yet been approved by Council
 - Encumbered: Project contract has been signed and funds have been allocated to spend on the project

Asset Management/Parks and Recreation**Ops - Edwidge Woldson Park Bathroom**

AM-2012-299

Executive Summary

Currently there is no restroom facility for the Moore-Turner Garden. A restroom in this location would serve Moore-Turner Garden and the surrounding Park grounds. Design completed in 2018 with construction scheduled for 2025.

Project Justification

The garden and park does not have a bathroom that is available when the Corbin Art Center is not open to the public.

This project meets the following comprehensive plan goals and/or policies:

PARK & OPEN SPACE SYSTEM (PRS2), BIKE & PED CIRCULATION (PRS3), MAINTENANCE PROGRAM (PRS4), INDOOR/OUTDOOR RECREATION (PRS5), COORD. & COOPERATION (PRS6), PARKS SERVICE QUALITY (PRS7) ADEQUATE PUBLIC FACILITIES & SERVICES (CFU1), COORDINATION (CFU3)

Location

Other Location

Edwidge Woldson Park/Moore Turner Garden - 7th and Stevens

Project Status

Active

Proposed

External Factors

na

Maintenance

Maintenance of capital facilities, buildings and infrastructure has an impact on a Department's operating budget, and thus routine maintenance costs for new and ongoing projects are identified in the table below.

	2021	2022	2023	2024	2025	2026	Total
Expected Annual Maintenance	\$0	\$0	\$0	\$0	\$0	\$0	\$0

Maintenance Comments

Estimated with vandalism and repairs

Asset Management/Parks and Recreation
Ops - Edwidge Woldson Park Bathroom
AM-2012-299

Spending

Project Phase	Prior Spending	2020	Estimated Spending							Total
			2021	2022	2023	2024	2025	2026	6 Year Total	
Construction	\$0	\$0	\$0	\$0	\$0	\$0	\$200,000	\$0	\$200,000	\$200,000
Design	\$25,000	\$0	\$0	\$0	\$0	\$0	\$0	\$0	\$0	\$25,000
Total	\$25,000	\$0	\$0	\$0	\$0	\$0	\$200,000	\$0	\$200,000	\$225,000

Funding

Funding Name	Source	Status*	Prior Funding	2020	Estimated Funding							Total
					2021	2022	2023	2024	2025	2026	6 Year Total	
Park Fund Capital	Local	Funded	\$25,000	\$0	\$0	\$0	\$0	\$0	\$200,000	\$0	\$200,000	\$225,000
Total			\$25,000	\$0	\$0	\$0	\$0	\$0	\$200,000	\$0	\$200,000	\$225,000

*Status definitions

- Unidentified: Funding source has not yet been determined
- Identified: Funding source has been found, but not yet requested
- Applied: Grant or loan application has been submitted, or budget has been requested
- Awarded: Grant or loan has been offered but the contract has not yet been signed or budget has not yet been approved by Council
- Encumbered: Project contract has been signed and funds have been allocated to spend on the project

Asset Management/Parks and Recreation**Ops - Edwidge Woldson Park/Cliff Drive Improvements**

AM-2015-130

Executive Summary

Installation of a trail from Cliff Drive through Edwidge Woldson Park. Curb improvements adjacent to Cliff Drive above the trail. Study was completed in 2016. Cost estimate was updated in 2019.

Project Justification

Pedestrian / bicycle access through the park. Control of parking along Cliff drive.

This project meets the following comprehensive plan goals and/or policies:

PARK & OPEN SPACE SYSTEM (PRS2), BICYCLE & PEDESTRIAN CIRCULATION (PRS3), MAINTENANCE PROGRAM (PRS4), INDOOR/OUTDOOR RECREATION (PRS5), COORD. & COOPERATION (PRS6), PARKS SERVICE QUALITY (PRS7) ADEQUATE PUBLIC FACILITIES & SERVICES (CFU1), COORDINATION (CFU3)

Location

Other Location

Stevens and 7th -- trail from Cliff Drive through Edwidge Woldson Park

Project Status

Active

Proposed

External Factors

N A

Maintenance

Maintenance of capital facilities, buildings and infrastructure has an impact on a Department's operating budget, and thus routine maintenance costs for new and ongoing projects are identified in the table below.

	2021	2022	2023	2024	2025	2026	Total
Expected Annual Maintenance	\$0	\$0	\$0	\$0	\$0	\$0	\$0

Maintenance Comments

Asset Management/Parks and Recreation

Ops - Edwidge Woldson Park/Cliff Drive Improvements

AM-2015-130

Spending

Project Phase	Prior Spending	2020	Estimated Spending							Total
			2021	2022	2023	2024	2025	2026	6 Year Total	
Construction	\$0	\$0	\$0	\$0	\$0	\$0	\$2,000,000	\$0	\$2,000,000	\$2,000,000
Design	\$0	\$0	\$0	\$0	\$0	\$75,000	\$0	\$0	\$75,000	\$75,000
Planning	\$25,000	\$0	\$0	\$0	\$0	\$0	\$0	\$0	\$0	\$25,000
Total	\$25,000	\$0	\$0	\$0	\$0	\$75,000	\$2,000,000	\$0	\$2,075,000	\$2,100,000

Funding

Funding Name	Source	Status*	Prior Funding	2020	Estimated Funding							Total
					2021	2022	2023	2024	2025	2026	6 Year Total	
Park Fund Capital	Local	Funded	\$25,000	\$0	\$0	\$0	\$0	\$75,000	\$0	\$0	\$75,000	\$100,000
Unidentified	Unidentified	Unfunded	\$0	\$0	\$0	\$0	\$0	\$0	\$2,000,000	\$0	\$2,000,000	\$2,000,000
Total			\$25,000	\$0	\$0	\$0	\$0	\$75,000	\$2,000,000	\$0	\$2,075,000	\$2,100,000

- *Status definitions
- Unidentified: Funding source has not yet been determined
 - Identified: Funding source has been found, but not yet requested
 - Applied: Grant or loan application has been submitted, or budget has been requested
 - Awarded: Grant or loan has been offered but the contract has not yet been signed or budget has not yet been approved by Council
 - Encumbered: Project contract has been signed and funds have been allocated to spend on the project

Asset Management/Parks and Recreation**Ops - Historic Rock Repair**

AM-2012-294

Executive Summary

Replace and repair rock facades on historic facilities and walls throughout the system. 2020 will conduct rock repairs at Rockwood Boulevard. Future years will repair Cliff Park, the Moore Turner Heritage Gardens, Manito Park, and Corbin Park.

Project Justification

Stacked rock walls are failing and require repair.

This project meets the following comprehensive plan goals and/or policies:

PRS 2, 3, 5, 6, 7 CFU 1, 5 PARK & OPEN SPACE SYSTEM (PRS2), BIKE & PED CIRCULATION (PRS3), INDOOR/OUTDOOR RECREATION (PRS5), COORD. & COOPERATION (PRS6), PARKS SERVICE QUALITY (PRS7) ADEQUATE PUBLIC FACILITIES & SERVICES (CFU1), ENVIRONMENTAL CONCERNS(CFU5)

Location

Other Location

Various Parks - Manito Park, Cliff, Comstock, Rockwood Blvd, Corbin - etc.

Project Status

Active

Ongoing

External Factors

N A

Maintenance

Maintenance of capital facilities, buildings and infrastructure has an impact on a Department's operating budget, and thus routine maintenance costs for new and ongoing projects are identified in the table below.

	2021	2022	2023	2024	2025	2026	Total
Expected Annual Maintenance	\$0	\$0	\$0	\$0	\$0	\$0	\$0

Maintenance Comments

Asset Management/Parks and Recreation

Ops - Historic Rock Repair

AM-2012-294

Spending

Project Phase	Prior Spending	2020	Estimated Spending							Total
			2021	2022	2023	2024	2025	2026	6 Year Total	
Construction	\$50,000	\$0	\$0	\$0	\$0	\$90,000	\$30,000	\$0	\$120,000	\$170,000
Total	\$50,000	\$0	\$0	\$0	\$0	\$90,000	\$30,000	\$0	\$120,000	\$170,000

Funding

Funding Name	Source	Status*	Prior Funding	2020	Estimated Funding							Total
					2021	2022	2023	2024	2025	2026	6 Year Total	
Park Fund Capital	Local	Funded	\$50,000	\$0	\$0	\$0	\$0	\$90,000	\$30,000	\$0	\$120,000	\$170,000
Total			\$50,000	\$0	\$0	\$0	\$0	\$90,000	\$30,000	\$0	\$120,000	\$170,000

*Status definitions

- Unidentified: Funding source has not yet been determined
- Identified: Funding source has been found, but not yet requested
- Applied: Grant or loan application has been submitted, or budget has been requested
- Awarded: Grant or loan has been offered but the contract has not yet been signed or budget has not yet been approved by Council
- Encumbered: Project contract has been signed and funds have been allocated to spend on the project

Asset Management/Parks and Recreation

Ops - Manito Backup Boiler

AM-2014-98

Executive Summary

Install a backup boiler system for the Gaiser Conservatory to preserve plants during power outages.

Project Justification

Currently, there is not a backup boiler system in place if there is a power outage.

This project meets the following comprehensive plan goals and/or policies:

MAINTENANCE PROGRAM (PRS4), COORDINATION & COOPERATION (PRS6), PARKS SERVICE QUALITY (PRS7), ADEQUATE PUBLIC FACILITIES & SERVICES (CFU1), ENVIRONMENTAL CONCERNS(CFU5)

Location

Other Location

Manito Park - 21st and Park Drive

Project Status

Active

Proposed

External Factors

N A

Maintenance

Maintenance of capital facilities, buildings and infrastructure has an impact on a Department's operating budget, and thus routine maintenance costs for new and ongoing projects are identified in the table below.

	2021	2022	2023	2024	2025	2026	Total
Expected Annual Maintenance	\$0	\$0	\$0	\$0	\$0	\$0	\$0

Maintenance Comments

Asset Management/Parks and Recreation

Ops - Manito Backup Boiler

AM-2014-98

Spending

Project Phase	Prior Spending	2020	Estimated Spending							Total
			2021	2022	2023	2024	2025	2026	6 Year Total	
Construction	\$0	\$0	\$0	\$0	\$80,000	\$0	\$0	\$0	\$80,000	\$80,000
Design	\$10,000	\$0	\$0	\$0	\$0	\$0	\$0	\$0	\$0	\$10,000
Total	\$10,000	\$0	\$0	\$0	\$80,000	\$0	\$0	\$0	\$80,000	\$90,000

Funding

Funding Name	Source	Status*	Prior Funding	2020	Estimated Funding							Total
					2021	2022	2023	2024	2025	2026	6 Year Total	
Park Fund Capital	Local	Funded	\$10,000	\$0	\$0	\$0	\$80,000	\$0	\$0	\$0	\$80,000	\$90,000
Total			\$10,000	\$0	\$0	\$0	\$80,000	\$0	\$0	\$0	\$80,000	\$90,000

*Status definitions

- Unidentified: Funding source has not yet been determined
- Identified: Funding source has been found, but not yet requested
- Applied: Grant or loan application has been submitted, or budget has been requested
- Awarded: Grant or loan has been offered but the contract has not yet been signed or budget has not yet been approved by Council
- Encumbered: Project contract has been signed and funds have been allocated to spend on the project

Asset Management/Parks and Recreation

Ops - Manito Gaiser Conservatory Glass Reglazing

AM-2012-298

Executive Summary

The Gaiser Conservatory is currently glazed with annealed glass which is not up to code for new construction. This project would re-glaze with tempered, laminated glass.

Project Justification

In the event of a major hail storm or a thrown rock, shards could fall on visitors in the conservatory.

This project meets the following comprehensive plan goals and/or policies:

PARK & OPEN SPACE SYSTEM (PRS2), MAINTENANCE PROGRAM (PRS4), COORD. & COOPERATION (PRS6), PARKS SERVICE QUALITY (PRS7) ADEQUATE PUBLIC FACILITIES & SERVICES (CFU1)

Location

Other Location

Manito Park - 21st and Park Drive

Project Status

Active

Proposed

External Factors

N A

Maintenance

Maintenance of capital facilities, buildings and infrastructure has an impact on a Department’s operating budget, and thus routine maintenance costs for new and ongoing projects are identified in the table below.

	2021	2022	2023	2024	2025	2026	Total
Expected Annual Maintenance	\$0	\$0	\$0	\$0	\$0	\$0	\$0

Maintenance Comments

Asset Management/Parks and Recreation
Ops - Manito Gaiser Conservatory Glass Reglazing
AM-2012-298

Spending

Project Phase	Prior Spending	2020	Estimated Spending							Total
			2021	2022	2023	2024	2025	2026	6 Year Total	
Construction	\$0	\$0	\$0	\$0	\$80,000	\$80,000	\$0	\$0	\$160,000	\$160,000
Total	\$0	\$0	\$0	\$0	\$80,000	\$80,000	\$0	\$0	\$160,000	\$160,000

Funding

Funding Name	Source	Status*	Prior Funding	2020	Estimated Funding							Total
					2021	2022	2023	2024	2025	2026	6 Year Total	
Park Fund Capital	Local	Funded	\$0	\$0	\$0	\$0	\$80,000	\$80,000	\$0	\$0	\$160,000	\$160,000
Total			\$0	\$0	\$0	\$0	\$80,000	\$80,000	\$0	\$0	\$160,000	\$160,000

*Status definitions

- Unidentified: Funding source has not yet been determined
- Identified: Funding source has been found, but not yet requested
- Applied: Grant or loan application has been submitted, or budget has been requested
- Awarded: Grant or loan has been offered but the contract has not yet been signed or budget has not yet been approved by Council
- Encumbered: Project contract has been signed and funds have been allocated to spend on the project

Asset Management/Parks and Recreation
Ops - Park Ops Complex Admin Bldg Improvements

AM-2014-140

Executive Summary

Repair leaking windows with exiting dry rot, replace flooring on first floor, install supplemental mini-split HVAC system, and install Equipment Wash station upgrades (add 1 unit). Improved fire exit for 2nd story of building. HVAC is complete.

Project Justification

Hot and cold temperatures drastically affect the working conditions in this building. Also, improved fire exit for 2nd story of building to allow for additional occupancy

This project meets the following comprehensive plan goals and/or policies:

MAINTENANCE PROGRAM (PRS4), INDOOR/OUTDOOR RECREATION (PRS5), COORDINATINO & COOPERATION (PRS6), PARKS SERVICE QUALITY (PRS7) ADEQUATE PUBLIC FACILITIES & SERVICES (CFU1), ENVIRONMENTAL CONERNS(CFU5)

Location

Other Location

Park Operations Complex Admin Building - Stone and Mallon

Project Status

Active

Proposed

External Factors

N A

Maintenance

Maintenance of capital facilities, buildings and infrastructure has an impact on a Department's operating budget, and thus routine maintenance costs for new and ongoing projects are identified in the table below.

	2021	2022	2023	2024	2025	2026	Total
Expected Annual Maintenance	\$0	\$0	\$0	\$0	\$0	\$0	\$0

Maintenance Comments

Asset Management/Parks and Recreation
Ops - Park Ops Complex Admin Bldg Improvements
AM-2014-140

Spending

Project Phase	Prior Spending	2020	Estimated Spending							Total
			2021	2022	2023	2024	2025	2026	6 Year Total	
Construction	\$110,000	\$0	\$0	\$0	\$0	\$0	\$0	\$90,000	\$90,000	\$200,000
Design	\$0	\$0	\$0	\$0	\$0	\$0	\$15,000	\$0	\$15,000	\$15,000
Total	\$110,000	\$0	\$0	\$0	\$0	\$0	\$15,000	\$90,000	\$105,000	\$215,000

Funding

Funding Name	Source	Status*	Prior Funding	2020	Estimated Funding							Total
					2021	2022	2023	2024	2025	2026	6 Year Total	
Park Fund Capital	Local	Funded	\$110,000	\$0	\$0	\$0	\$0	\$0	\$15,000	\$90,000	\$105,000	\$215,000
Total			\$110,000	\$0	\$0	\$0	\$0	\$0	\$15,000	\$90,000	\$105,000	\$215,000

*Status definitions

- Unidentified: Funding source has not yet been determined
- Identified: Funding source has been found, but not yet requested
- Applied: Grant or loan application has been submitted, or budget has been requested
- Awarded: Grant or loan has been offered but the contract has not yet been signed or budget has not yet been approved by Council
- Encumbered: Project contract has been signed and funds have been allocated to spend on the project

Asset Management/Parks and Recreation
Ops - Park Ops Complex Equipment Storage Sheds
AM-2012-290

Executive Summary

Construct equipment and storage sheds.

Project Justification

Protect fleet assets from weather and store equipment inside for theft reduction

This project meets the following comprehensive plan goals and/or policies:

MAINTENANCE PROGRAM (PRS4), COORD. & COOPERATION (PRS6), PARKS SERVICE QUALITY (PRS7) ADEQUATE PUBLIC FACILITIES & SERVICES (CFU1), COORDINATION (CFU3)

Location

Other Location

Park Operations - Stone and Mallon

Project Status

Active

Proposed

External Factors

N A

Maintenance

Maintenance of capital facilities, buildings and infrastructure has an impact on a Department's operating budget, and thus routine maintenance costs for new and ongoing projects are identified in the table below.

	2021	2022	2023	2024	2025	2026	Total
Expected Annual Maintenance	\$0	\$0	\$0	\$0	\$0	\$0	\$0

Maintenance Comments

Asset Management/Parks and Recreation
Ops - Park Ops Complex Equipment Storage Sheds
AM-2012-290

Spending

Project Phase	Prior Spending	2020	Estimated Spending							Total
			2021	2022	2023	2024	2025	2026	6 Year Total	
Construction	\$0	\$0	\$0	\$0	\$0	\$0	\$75,000	\$75,000	\$150,000	\$150,000
Design	\$0	\$0	\$0	\$0	\$0	\$0	\$20,000	\$0	\$20,000	\$20,000
Total	\$0	\$0	\$0	\$0	\$0	\$0	\$95,000	\$75,000	\$170,000	\$170,000

Funding

Funding Name	Source	Status*	Prior Funding	2020	Estimated Funding							Total
					2021	2022	2023	2024	2025	2026	6 Year Total	
Park Fund Capital	Local	Funded	\$0	\$0	\$0	\$0	\$0	\$0	\$95,000	\$75,000	\$170,000	\$170,000
Total			\$0	\$0	\$0	\$0	\$0	\$0	\$95,000	\$75,000	\$170,000	\$170,000

*Status definitions

- Unidentified: Funding source has not yet been determined
- Identified: Funding source has been found, but not yet requested
- Applied: Grant or loan application has been submitted, or budget has been requested
- Awarded: Grant or loan has been offered but the contract has not yet been signed or budget has not yet been approved by Council
- Encumbered: Project contract has been signed and funds have been allocated to spend on the project

Asset Management/Parks and Recreation
Ops - Park System Restroom Replacements
AM-2014-100

Executive Summary

Improve and/or replace restrooms with ADA accessible buildings as needed.

Project Justification

Buildings are deteriorating and are not ADA accessible.

This project meets the following comprehensive plan goals and/or policies:

PARK & OPEN SPACE SYSTEM (PRS2), MAINTENANCE PROGRAM (PRS4), PARKS SERVICE QUALITY (PRS7) ADEQUATE PUBLIC FACILITIES & SERVICES (CFU1), ENVIRONMENTAL CONCERNS (CFU5)

Location

Other Location

Jim Hill, Harmon, Highbridge, Lincoln - etc

Project Status

Active

Remove out of date restrooms and replace with durable concrete restrooms to improve accessibility.

External Factors

N A

Maintenance

Maintenance of capital facilities, buildings and infrastructure has an impact on a Department's operating budget, and thus routine maintenance costs for new and ongoing projects are identified in the table below.

	2021	2022	2023	2024	2025	2026	Total
Expected Annual Maintenance	\$0	\$0	\$0	\$0	\$0	\$0	\$0

Maintenance Comments

Asset Management/Parks and Recreation

Ops - Park System Restroom Replacements

AM-2014-100

Spending

Project Phase	Prior Spending	2020	Estimated Spending							Total
			2021	2022	2023	2024	2025	2026	6 Year Total	
Construction	\$0	\$0	\$0	\$0	\$0	\$0	\$125,000	\$0	\$125,000	\$125,000
Design	\$25,000	\$0	\$0	\$0	\$0	\$25,000	\$0	\$25,000	\$50,000	\$75,000
Total	\$25,000	\$0	\$0	\$0	\$0	\$25,000	\$125,000	\$25,000	\$175,000	\$200,000

Funding

Funding Name	Source	Status*	Prior Funding	2020	Estimated Funding							Total
					2021	2022	2023	2024	2025	2026	6 Year Total	
Park Fund Capital	Local	Funded	\$25,000	\$0	\$0	\$0	\$0	\$25,000	\$125,000	\$25,000	\$175,000	\$200,000
Total			\$25,000	\$0	\$0	\$0	\$0	\$25,000	\$125,000	\$25,000	\$175,000	\$200,000

*Status definitions

- Unidentified: Funding source has not yet been determined
- Identified: Funding source has been found, but not yet requested
- Applied: Grant or loan application has been submitted, or budget has been requested
- Awarded: Grant or loan has been offered but the contract has not yet been signed or budget has not yet been approved by Council
- Encumbered: Project contract has been signed and funds have been allocated to spend on the project

Asset Management/Parks and Recreation

Ops - Roof Replacement

AM-2012-289

Executive Summary

Replace aging roofs throughout the park system. 2024 will replace the roof on the Manito Park picnic shelter.

Project Justification

Current roofs have exceeded life expectancy and damage to building is possible

This project meets the following comprehensive plan goals and/or policies:

PARK & OPEN SPACE SYSTEM (PRS2), MAINTENANCE PROGRAM (PRS4), PARKS SERVICE QUALITY (PRS7) ADEQUATE PUBLIC FACILITIES & SERVICES (CFU1)

Location

Other Location

Various locations

Project Status

Active

Proposed

External Factors

N A

Maintenance

Maintenance of capital facilities, buildings and infrastructure has an impact on a Department's operating budget, and thus routine maintenance costs for new and ongoing projects are identified in the table below.

	2021	2022	2023	2024	2025	2026	Total
Expected Annual Maintenance	\$0	\$0	\$0	\$0	\$0	\$0	\$0

Maintenance Comments

Asset Management/Parks and Recreation

Ops - Roof Replacement

AM-2012-289

Spending

Project Phase	Prior Spending	2020	Estimated Spending							Total
			2021	2022	2023	2024	2025	2026	6 Year Total	
Construction	\$100,000	\$0	\$0	\$0	\$0	\$50,000	\$0	\$0	\$50,000	\$150,000
Total	\$100,000	\$0	\$0	\$0	\$0	\$50,000	\$0	\$0	\$50,000	\$150,000

Funding

Funding Name	Source	Status*	Prior Funding	2020	Estimated Funding							Total
					2021	2022	2023	2024	2025	2026	6 Year Total	
Park Fund Capital	Local	Funded	\$100,000	\$0	\$0	\$0	\$0	\$50,000	\$0	\$0	\$50,000	\$150,000
Total			\$100,000	\$0	\$0	\$0	\$0	\$50,000	\$0	\$0	\$50,000	\$150,000

*Status definitions

- Unidentified: Funding source has not yet been determined
- Identified: Funding source has been found, but not yet requested
- Applied: Grant or loan application has been submitted, or budget has been requested
- Awarded: Grant or loan has been offered but the contract has not yet been signed or budget has not yet been approved by Council
- Encumbered: Project contract has been signed and funds have been allocated to spend on the project

Asset Management/Parks and Recreation
Ops - Wentel Grant Park Restroom
AM-2018-109

Executive Summary

Currently there is no restroom facility for Wentel Grant Park. A restroom in this location would replace the dilapidated pit toilet recently removed. Design completed in 2021 with construction scheduled for 2022.

Project Justification

Wentel Grant park does not currently have a restroom facility and serves an increasing number of outdoor recreational programs (soccer practices, ultimate Frisbee).

This project meets the following comprehensive plan goals and/or policies:

PARK & OPEN SPACE SYSTEM (PRS2), BIKE & PED CIRCULATION (PRS3), MAINTENANCE PROGRAM (PRS4), INDOOR/OUTDOOR RECREATION (PRS5), COORD. & COOPERATION (PRS6), PARKS SERVICE QUALITY (PRS7) ADEQUATE PUBLIC FACILITIES & SERVICES (CFU1), COORDINATION (CFU3)

Location

Other Location
Wentel Grant Park in Latah Valley - 1708 S. Inland Empire Way.

Project Status

Active
Proposed

External Factors

na

Maintenance

Maintenance of capital facilities, buildings and infrastructure has an impact on a Department's operating budget, and thus routine maintenance costs for new and ongoing projects are identified in the table below.

	2021	2022	2023	2024	2025	2026	Total
Expected Annual Maintenance	\$0	\$0	\$0	\$0	\$0	\$0	\$0

Maintenance Comments

Asset Management/Parks and Recreation
Ops - Wentel Grant Park Restroom
AM-2018-109

Spending

Project Phase	Prior Spending	2020	Estimated Spending							Total
			2021	2022	2023	2024	2025	2026	6 Year Total	
Construction	\$0	\$0	\$0	\$0	\$200,000	\$0	\$0	\$0	\$200,000	\$200,000
Design	\$0	\$0	\$0	\$20,000	\$0	\$0	\$0	\$0	\$20,000	\$20,000
Total	\$0	\$0	\$0	\$20,000	\$200,000	\$0	\$0	\$0	\$220,000	\$220,000

Funding

Funding Name	Source	Status*	Prior Funding	2020	Estimated Funding							Total
					2021	2022	2023	2024	2025	2026	6 Year Total	
Park Fund Capital	Local	Funded	\$0	\$0	\$0	\$20,000	\$200,000	\$0	\$0	\$0	\$220,000	\$220,000
Total			\$0	\$0	\$0	\$20,000	\$200,000	\$0	\$0	\$0	\$220,000	\$220,000

*Status definitions

- Unidentified: Funding source has not yet been determined
- Identified: Funding source has been found, but not yet requested
- Applied: Grant or loan application has been submitted, or budget has been requested
- Awarded: Grant or loan has been offered but the contract has not yet been signed or budget has not yet been approved by Council
- Encumbered: Project contract has been signed and funds have been allocated to spend on the project

Asset Management/Parks and Recreation
Rec - Corbin Art Center Improvements
AM-2014-43

Executive Summary

2023: Veranda replacement and Painting. 2025: Driveway repair and re-striping. 2026: Main staircase refinishing and linoleum replacement. Lighting/electrical efficiency updates.

Project Justification

Replace deteriorating structural components to allow continued safe public use of a historic building while increasing opportunity for recreation programs and revenue generation through leasing of space.

This project meets the following comprehensive plan goals and/or policies:

MAINTENANCE PROGRAM (PRS4), INDOOR/OUTDOOR RECREATION (PRS5), COORD. & COOPERATION (PRS6), PARKS SERVICE QUALITY (PRS7) ADEQUATE PUBLIC FACILITIES & SERVICES (CFU1), COORDINATION (CFU3), ENVIRONMENTAL CONCERNS (CFU5)

Location

Other Location
Corbin Art Center -- 7th and Stevens

Project Status

Active
Proposed

External Factors

na

Maintenance

Maintenance of capital facilities, buildings and infrastructure has an impact on a Department's operating budget, and thus routine maintenance costs for new and ongoing projects are identified in the table below.

	2021	2022	2023	2024	2025	2026	Total
Expected Annual Maintenance	\$0	\$0	\$0	\$0	\$0	\$0	\$0

Maintenance Comments

Asset Management/Parks and Recreation

Rec - Corbin Art Center Improvements

AM-2014-43

Spending

Project Phase	Prior Spending	2020	Estimated Spending							Total
			2021	2022	2023	2024	2025	2026	6 Year Total	
Construction	\$30,000	\$0	\$0	\$0	\$90,000	\$0	\$40,000	\$40,000	\$170,000	\$200,000
Total	\$30,000	\$0	\$0	\$0	\$90,000	\$0	\$40,000	\$40,000	\$170,000	\$200,000

Funding

Funding Name	Source	Status*	Prior Funding	2020	Estimated Funding							Total
					2021	2022	2023	2024	2025	2026	6 Year Total	
Park Fund Capital	Local	Funded	\$30,000	\$0	\$0	\$0	\$90,000	\$0	\$40,000	\$40,000	\$170,000	\$200,000
Total			\$30,000	\$0	\$0	\$0	\$90,000	\$0	\$40,000	\$40,000	\$170,000	\$200,000

- *Status definitions
- Unidentified: Funding source has not yet been determined
 - Identified: Funding source has been found, but not yet requested
 - Applied: Grant or loan application has been submitted, or budget has been requested
 - Awarded: Grant or loan has been offered but the contract has not yet been signed or budget has not yet been approved by Council
 - Encumbered: Project contract has been signed and funds have been allocated to spend on the project

Asset Management/Parks and Recreation
Rec - Merkel North Restroom and Picnic Area

AM-2012-305

Executive Summary

The north Merkel picnic area near the Maintenance Facility is in need up upgrades to meet current demand. The installation of a small, public use restroom building for this section of the complex is also needed to improve user convenience.

Project Justification

There are no facilities of this type on the north side of the Merkel complex

This project meets the following comprehensive plan goals and/or policies:

PARK & OPEN SPACE SYSTEM (PRS2), INDOOR/OUTDOOR RECREATION (PRS5), PARKS SERVICE QUALITY (PRS7)
ADEQUATE PUBLIC FACILITIES & SERVICES (CFU1), ENVIRONMENTAL CONCERNS(CFU5)

Location

Other Location

Merkel Complex - Assembly and Rowan

Project Status

Active

Proposed

External Factors

N A

Maintenance

Maintenance of capital facilities, buildings and infrastructure has an impact on a Department's operating budget, and thus routine maintenance costs for new and ongoing projects are identified in the table below.

	2021	2022	2023	2024	2025	2026	Total
Expected Annual Maintenance	\$0	\$0	\$0	\$0	\$0	\$0	\$0

Maintenance Comments

Asset Management/Parks and Recreation
Rec - Merkel North Restroom and Picnic Area
AM-2012-305

Spending

Project Phase	Prior Spending	2020	Estimated Spending							Total
			2021	2022	2023	2024	2025	2026	6 Year Total	
Construction	\$0	\$0	\$0	\$0	\$0	\$80,000	\$167,000	\$0	\$247,000	\$247,000
Design	\$0	\$0	\$0	\$0	\$0	\$40,000	\$0	\$0	\$40,000	\$40,000
Total	\$0	\$0	\$0	\$0	\$0	\$120,000	\$167,000	\$0	\$287,000	\$287,000

Funding

Funding Name	Source	Status*	Prior Funding	2020	Estimated Funding							Total
					2021	2022	2023	2024	2025	2026	6 Year Total	
Park Fund Capital	Local	Unfunded	\$0	\$0	\$0	\$0	\$0	\$120,000	\$167,000	\$0	\$287,000	\$287,000
Total			\$0	\$0	\$0	\$0	\$0	\$120,000	\$167,000	\$0	\$287,000	\$287,000

*Status definitions

- Unidentified: Funding source has not yet been determined
- Identified: Funding source has been found, but not yet requested
- Applied: Grant or loan application has been submitted, or budget has been requested
- Awarded: Grant or loan has been offered but the contract has not yet been signed or budget has not yet been approved by Council
- Encumbered: Project contract has been signed and funds have been allocated to spend on the project

Asset Management/Parks and Recreation

Rec - Merkel Synthetic Field Enhancements

AM-2015-137

Executive Summary

Maintenance upgrades to the Merkel synthetic field areas is required to keep them in good working condition: 2022 will improve the border around several fields, in 2024 synthetic field require recondition. Propose addition of another synthetic field in 2024 as well (field #7)

Project Justification

More synthetic fields are needed and the existing areas need enhancements to extend the life of the turf

This project meets the following comprehensive plan goals and/or policies:

PARK & OPEN SPACE SYSTEM (PRS2), BIKE & PED CIRCULATION (PRS3), INDOOR/OUTDOOR RECREATION (PRS5), COORD. & COOPERATION (PRS6), PARKS SERVICE QUALITY (PRS7) ADEQUATE PUBLIC FACILITIES & SERVICES (CFU1), ENVIRONMENTAL CONCERNS (CFU5)

Location

Other Location

Merkel Complex - Assembly and Rowan

Project Status

Active

Proposed

External Factors

Future bond funding availability.

Maintenance

Maintenance of capital facilities, buildings and infrastructure has an impact on a Department's operating budget, and thus routine maintenance costs for new and ongoing projects are identified in the table below.

	2021	2022	2023	2024	2025	2026	Total
Expected Annual Maintenance	\$0	\$0	\$0	\$0	\$0	\$0	\$0

Maintenance Comments

Asset Management/Parks and Recreation
Rec - Merkel Synthetic Field Enhancements
AM-2015-137

Spending

Project Phase	Prior Spending	2020	Estimated Spending							Total
			2021	2022	2023	2024	2025	2026	6 Year Total	
Construction	\$0	\$0	\$0	\$0	\$0	\$1,100,000	\$0	\$0	\$1,100,000	\$1,100,000
Design	\$0	\$0	\$0	\$25,000	\$0	\$100,000	\$0	\$0	\$125,000	\$125,000
Total	\$0	\$0	\$0	\$25,000	\$0	\$1,200,000	\$0	\$0	\$1,225,000	\$1,225,000

Funding

Funding Name	Source	Status*	Prior Funding	2020	Estimated Funding							Total
					2021	2022	2023	2024	2025	2026	6 Year Total	
Park Fund Capital	Local	Funded	\$0	\$0	\$0	\$25,000	\$0	\$1,200,000	\$0	\$0	\$1,225,000	\$1,225,000
Total			\$0	\$0	\$0	\$25,000	\$0	\$1,200,000	\$0	\$0	\$1,225,000	\$1,225,000

*Status definitions

- Unidentified: Funding source has not yet been determined
- Identified: Funding source has been found, but not yet requested
- Applied: Grant or loan application has been submitted, or budget has been requested
- Awarded: Grant or loan has been offered but the contract has not yet been signed or budget has not yet been approved by Council
- Encumbered: Project contract has been signed and funds have been allocated to spend on the project

Asset Management/Parks and Recreation
Rec - Recreation Facility Renovations
AM-2012-304

Executive Summary

2023: irrigation and field improvements at Franklin Softball Complex. 2025: access improvements and tree protection at the 3 disc golf courses

Project Justification

The Franklin complex irrigation renovation is partially completed and requires additional work to complete. There is no permanent ADA access to the TRS chalet facility.

This project meets the following comprehensive plan goals and/or policies:

PARK & OPEN SPACE SYSTEM (PRS2), MAINTENANCE PROGRAM (PRS4), IND/OUTDOOR REC (PRS5), COORD. & COOPERATION (PRS6), PARKS SERVICE QUALITY (PRS7) ADEQUATE PUBLIC FACILITIES & SERVICES (CFU1), COORDINATION (CFU3)

Location

Other Location

Franklin Park Complex, 3 disc golf courses, chalet at Mt. Spokane

Project Status

Active

Proposed

External Factors

na

Maintenance

Maintenance of capital facilities, buildings and infrastructure has an impact on a Department's operating budget, and thus routine maintenance costs for new and ongoing projects are identified in the table below.

	2019	2020	2021	2022	2023	2024	Total
Expected Annual Maintenance	\$0	\$0	\$0	\$0	\$0	\$0	\$0

Maintenance Comments

Asset Management/Parks and Recreation
Rec - Recreation Facility Renovations
AM-2012-304

Spending

Project Phase	Prior Spending	2020	Estimated Spending							Total
			2021	2022	2023	2024	2025	2026	6 Year Total	
Construction	\$110,000	\$0	\$0	\$0	\$140,000	\$0	\$40,000	\$0	\$180,000	\$290,000
Total	\$110,000	\$0	\$0	\$0	\$140,000	\$0	\$40,000	\$0	\$180,000	\$290,000

Funding

Funding Name	Source	Status*	Prior Funding	2020	Estimated Funding							Total
					2021	2022	2023	2024	2025	2026	6 Year Total	
Park Fund Capital	Local	Funded	\$110,000	\$0	\$0	\$0	\$140,000	\$0	\$40,000	\$0	\$180,000	\$290,000
Total			\$110,000	\$0	\$0	\$0	\$140,000	\$0	\$40,000	\$0	\$180,000	\$290,000

*Status definitions

- Unidentified: Funding source has not yet been determined
- Identified: Funding source has been found, but not yet requested
- Applied: Grant or loan application has been submitted, or budget has been requested
- Awarded: Grant or loan has been offered but the contract has not yet been signed or budget has not yet been approved by Council
- Encumbered: Project contract has been signed and funds have been allocated to spend on the project

Asset Management/Parks and Recreation
Rec - SE Sports Complex Renovations
AM-2012-303

Executive Summary

Phase 1 completed in 2019, renovating the neighborhood park, 46th avenue, and the first phase of a neighborhood trail. Phase 2 completes the trail. Trail improvements are funded by reserve funds secured from the 2015 sale of property to KXLY (OPR2015-0920). Phase 3 adds synthetic turf & lighting.

Project Justification

Current facility is inadequate for current use and future growth. A master plan study was completed in 2015/16 that validates these improvements.

This project meets the following comprehensive plan goals and/or policies:

PARK & OPEN SPACE SYSTEM (PRS2), BIKE & PED CIRCULATION (PRS3), INDOOR/OUTDOOR RECREATION (PRS5), COORD. & COOPERATION (PRS6), PARKS SERVICE QUALITY (PRS7) ADEQUATE PUBLIC FACILITIES & SERVICES (CFU1), ENVIRONMENTAL CONCERNS (CFU5)

Location

Other Location
Southeast Sports Complex, 46th and Regal

Project Status

Active
Proposed. Phase 1 construction completed in 2019. Phase 2 planned in 2022. Phase 3 date TBD.

External Factors

Phase 2 pathway cannot be constructed until privately funded development immediately adjacent(south) of existing complex is completed. Phase 3 is dependent on Future Park Bond and RCO Grant availability.

Maintenance

Maintenance of capital facilities, buildings and infrastructure has an impact on a Department's operating budget, and thus routine maintenance costs for new and ongoing projects are identified in the table below.

	2021	2022	2023	2024	2025	2026	Total
Expected Annual Maintenance	\$0	\$0	\$0	\$0	\$0	\$0	\$0

Maintenance Comments

Asset Management/Parks and Recreation

Rec - SE Sports Complex Renovations

AM-2012-303

Spending

Project Phase	Prior Spending	2020	Estimated Spending							Total
			2021	2022	2023	2024	2025	2026	6 Year Total	
Construction	\$1,120,000	\$0	\$0	\$135,000	\$0	\$0	\$0	\$750,000	\$885,000	\$2,005,000
Design	\$130,000	\$0	\$0	\$15,000	\$0	\$0	\$0	\$250,000	\$265,000	\$395,000
Total	\$1,250,000	\$0	\$0	\$150,000	\$0	\$0	\$0	\$1,000,000	\$1,150,000	\$2,400,000

Funding

Funding Name	Source	Status*	Prior Funding	2020	Estimated Funding							Total
					2021	2022	2023	2024	2025	2026	6 Year Total	
Grant - Neighborhood	Local	Funded	\$100,000	\$0	\$0	\$150,000	\$0	\$0	\$0	\$500,000	\$650,000	\$750,000
Grant - RCO	State	Funded	\$750,000	\$0	\$0	\$0	\$0	\$0	\$0	\$0	\$0	\$750,000
Park Fund Capital	Local	Funded	\$400,000	\$0	\$0	\$0	\$0	\$0	\$0	\$500,000	\$500,000	\$900,000
Total			\$1,250,000	\$0	\$0	\$150,000	\$0	\$0	\$0	\$1,000,000	\$1,150,000	\$2,400,000

- *Status definitions
- Unidentified: Funding source has not yet been determined
 - Identified: Funding source has been found, but not yet requested
 - Applied: Grant or loan application has been submitted, or budget has been requested
 - Awarded: Grant or loan has been offered but the contract has not yet been signed or budget has not yet been approved by Council
 - Encumbered: Project contract has been signed and funds have been allocated to spend on the project

Asset Management/Regional Solid Waste
Shower Facilities for Outside Operations
AM-2019-80

Executive Summary

This project is to supply a shower facility readily available for staff working in outside operations

Project Justification

This project will provide increased availability for staff to clean off contamination at their worksite, decreasing response time and thereby increasing safety.

This project meets the following comprehensive plan goals and/or policies:

CFU 1 - Adequate Public Facilities and Services: Provide and maintain adequate public facilities and utilities services and reliable funding in order to protect investments in existing facilities and ensure appropriate levels of service.

Location

Other Location
WTE Plant Facility

Project Status

Active
This project is in the planning and design phase

External Factors

Maintenance

Maintenance of capital facilities, buildings and infrastructure has an impact on a Department’s operating budget, and thus routine maintenance costs for new and ongoing projects are identified in the table below.

	2021	2022	2023	2024	2025	2026	Total
Expected Annual Maintenance	\$0	\$0	\$0	\$0	\$0	\$0	\$0

Maintenance Comments

Asset Management/Regional Solid Waste
Shower Facilities for Outside Operations
AM-2019-80

Spending

Project Phase	Prior Spending	2020	Estimated Spending							Total
			2021	2022	2023	2024	2025	2026	6 Year Total	
Construction	\$0	\$0	\$150,000	\$0	\$0	\$0	\$0	\$0	\$150,000	\$150,000
Total	\$0	\$0	\$150,000	\$0	\$0	\$0	\$0	\$0	\$150,000	\$150,000

Funding

Funding Name	Source	Status*	Prior Funding	2020	Estimated Funding							Total
					2021	2022	2023	2024	2025	2026	6 Year Total	
Utility Rates - WTE Ops	Local	Funded	\$0	\$0	\$150,000	\$0	\$0	\$0	\$0	\$0	\$150,000	\$150,000
Total			\$0	\$0	\$150,000	\$0	\$0	\$0	\$0	\$0	\$150,000	\$150,000

*Status definitions

- Unidentified: Funding source has not yet been determined
- Identified: Funding source has been found, but not yet requested
- Applied: Grant or loan application has been submitted, or budget has been requested
- Awarded: Grant or loan has been offered but the contract has not yet been signed or budget has not yet been approved by Council
- Encumbered: Project contract has been signed and funds have been allocated to spend on the project

Asset Management/Solid Waste Management**Cart/Container Storage & Maintenance Building**

AM-2020-59

Executive Summary

Metal building to consolidate new inventory, replacement parts, and repair tools for carts and containers at the Spokane Central Service Center.

Project Justification

To properly and securely store and repair carts and containers at the Spokane Central Service Center. All equipment and materials needed to be removed from the Foothills location as the City prepares to vacate the property which has been sold to Spokane Public Schools to build a new school on. This consolidates two locations into one for the department.

This project meets the following comprehensive plan goals and/or policies:

Goal CFU 1: 1.2 Operational Efficiency -- Development of projects that improve operational efficiency or reduce costs by increasing capacity, use and/or life expectancy. Goal LU 6: 6.4 School & City Cooperation: Continue the cooperation of the city and school officials.

Location

Other Location

Spokane Central Service Center, 915 N. Nelson St, Spokane, WA 99202

Project Status

Active

Planning, design, and construction of a metal building for storage and repair of carts and containers.

External Factors

Council action is required to approve Solid Waste Collection rates in order to fully fund this project.

Maintenance

Maintenance of capital facilities, buildings and infrastructure has an impact on a Department's operating budget, and thus routine maintenance costs for new and ongoing projects are identified in the table below.

	2021	2022	2023	2024	2025	2026	Total
Expected Annual Maintenance	\$0	\$0	\$0	\$0	\$0	\$0	\$0

Maintenance Comments

Asset Management/Solid Waste Management
Cart/Container Storage & Maintenance Building
AM-2020-59

Spending

Project Phase	Prior Spending	2020	Estimated Spending							Total
			2021	2022	2023	2024	2025	2026	6 Year Total	
Construction	\$0	\$0	\$140,000	\$0	\$0	\$0	\$0	\$0	\$140,000	\$140,000
Total	\$0	\$0	\$140,000	\$0	\$0	\$0	\$0	\$0	\$140,000	\$140,000

Funding

Funding Name	Source	Status*	Prior Funding	2020	Estimated Funding							Total
					2021	2022	2023	2024	2025	2026	6 Year Total	
Utility Rates	Identified	Funded	\$0	\$0	\$140,000	\$0	\$0	\$0	\$0	\$0	\$140,000	\$140,000
Total			\$0	\$0	\$140,000	\$0	\$0	\$0	\$0	\$0	\$140,000	\$140,000

*Status definitions

- Unidentified: Funding source has not yet been determined
- Identified: Funding source has been found, but not yet requested
- Applied: Grant or loan application has been submitted, or budget has been requested
- Awarded: Grant or loan has been offered but the contract has not yet been signed or budget has not yet been approved by Council
- Encumbered: Project contract has been signed and funds have been allocated to spend on the project

Asset Management/Wastewater Management

Liquid Disinfection Building Reskinning

AM-2017-120

Executive Summary

This project would reroof and reside the existing Liquid Disinfection Building at RPWRF.

Project Justification

The Liquid Disinfection Building is experiencing roofing and siding failures, allowing weather and water exposure of critical equipment including electrical controls. Reskinning will preserve critical function of plant equipment as well as improving aesthetics of the facility to match the approved master plan. Reskinning will also allow for modifications to facilitate easier removal and replacement of equipment housed inside. Currently replacement of some equipment is not possible.

This project meets the following comprehensive plan goals and/or policies:

Capital Facilities and Utilities; CFU1, Adequate Public Facilities and Services, CFU2, Concurrency, CFU3 Coordination, CFU4,Service Provision, CFU5, Environmental Concerns

Location

Other Location

Riverside Park Wastewater Treatment Facility

Project Status

Active

Expected to be completed after the NLT improvements and an evaluation of plant capital facility needs.

External Factors

Coordination with other construction work in this portion of the WWTP.

Maintenance

Maintenance of capital facilities, buildings and infrastructure has an impact on a Department's operating budget, and thus routine maintenance costs for new and ongoing projects are identified in the table below.

	2021	2022	2023	2024	2025	2026	Total
Expected Annual Maintenance	\$0	\$0	\$0	\$0	\$0	\$0	\$0

Maintenance Comments

This project appears to be incorrectly listed under the Department heading as 4490:Solid Waste Disposal This is a RPWRF project.

Asset Management/Wastewater Management

Liquid Disinfection Building Reskinning

AM-2017-120

Spending

Project Phase	Prior Spending	2020	Estimated Spending							Total
			2021	2022	2023	2024	2025	2026	6 Year Total	
Construction	\$0	\$0	\$0	\$0	\$1,500,000	\$0	\$0	\$0	\$1,500,000	\$1,500,000
Design	\$0	\$0	\$0	\$200,000	\$0	\$0	\$0	\$0	\$200,000	\$200,000
Total	\$0	\$0	\$0	\$200,000	\$1,500,000	\$0	\$0	\$0	\$1,700,000	\$1,700,000

Funding

Funding Name	Source	Status*	Prior Funding	2020	Estimated Funding							Total
					2021	2022	2023	2024	2025	2026	6 Year Total	
Utility Rates-RPWRF Ops	Local	Funded	\$0	\$0	\$0	\$200,000	\$1,500,000	\$0	\$0	\$0	\$1,700,000	\$1,700,000
Total			\$0	\$0	\$0	\$200,000	\$1,500,000	\$0	\$0	\$0	\$1,700,000	\$1,700,000

*Status definitions

- Unidentified: Funding source has not yet been determined
- Identified: Funding source has been found, but not yet requested
- Applied: Grant or loan application has been submitted, or budget has been requested
- Awarded: Grant or loan has been offered but the contract has not yet been signed or budget has not yet been approved by Council
- Encumbered: Project contract has been signed and funds have been allocated to spend on the project

Asset Management/Wastewater Management**RPWRF Building Exterior Rehabilitation and Improvements**

AM-2014-112

Executive Summary

Replace and upgrade the Solids Process Building exterior, and that of a few others, including roofs, windows, insulation, snow canopies, loading docks, and stairways.

Project Justification

The Solids Process Building exterior is a metal skin over a steel framework and was originally constructed in 1975 through 1977, with a small portion replaced in 2004. It is reaching the end of its service life. Weather-caused water damage has occurred and is a great concern for the building integrity and equipment (Plant control system and solid processing system). In addition, there are chemicals and lab equipment housed in the building that are becoming at risk. A number of associated smaller buildings, of similar age and condition, are also need exterior rehabilitation.

This project meets the following comprehensive plan goals and/or policies:

Location

Other Location

Riverside Park Water Reclamation Facility

Project Status

Active

Proposed for 2021, this project is in the planning phase.

External Factors

This project was deferred in 2013 due to funding constraints.

Maintenance

Maintenance of capital facilities, buildings and infrastructure has an impact on a Department's operating budget, and thus routine maintenance costs for new and ongoing projects are identified in the table below.

	2021	2022	2023	2024	2025	2026	Total
Expected Annual Maintenance	\$0	\$0	\$0	\$0	\$0	\$0	\$0

Maintenance Comments

Asset Management/Wastewater Management**RPWRF Building Exterior Rehabilitation and Improvements**

AM-2014-112

Spending

Project Phase	Prior Spending	2020	Estimated Spending							Total
			2021	2022	2023	2024	2025	2026	6 Year Total	
Construction	\$0	\$0	\$0	\$0	\$3,750,000	\$0	\$0	\$0	\$3,750,000	\$3,750,000
Design	\$0	\$0	\$0	\$250,000	\$0	\$0	\$0	\$0	\$250,000	\$250,000
Total	\$0	\$0	\$0	\$250,000	\$3,750,000	\$0	\$0	\$0	\$4,000,000	\$4,000,000

Funding

Funding Name	Source	Status*	Prior Funding	2020	Estimated Funding							Total
					2021	2022	2023	2024	2025	2026	6 Year Total	
Utility Rates-RPWRF Ops	Local	Funded	\$0	\$0	\$0	\$250,000	\$3,750,000	\$0	\$0	\$0	\$4,000,000	\$4,000,000
Total			\$0	\$0	\$0	\$250,000	\$3,750,000	\$0	\$0	\$0	\$4,000,000	\$4,000,000

*Status definitions

- Unidentified: Funding source has not yet been determined
- Identified: Funding source has been found, but not yet requested
- Applied: Grant or loan application has been submitted, or budget has been requested
- Awarded: Grant or loan has been offered but the contract has not yet been signed or budget has not yet been approved by Council
- Encumbered: Project contract has been signed and funds have been allocated to spend on the project

Asset Management/Water

Consolidated Operations for Water and Waste Water Collection

AM-2018-69

Executive Summary

Initial projections estimate expansion of existing facilities to support 85,000 sq. ft. of administrative space to meet shared warehouse, storage and parking needs. Site development and smaller ancillary buildings would complete the project.

Project Justification

A consolidated operations center will enable the City of Spokane to maximize underutilized facilities for higher and better use in their communities. In addition, a consolidated facility supports more efficient space usage amongst departments with similar needs.

This project meets the following comprehensive plan goals and/or policies:

LU 3.1 Efficient Land Use LU 6 Adequate Public Lands and Facilities CFU 1 Adequate Public Facilities ED 1 Cooperative Partnerships

Location

Other Location

Target location for the consolidation is to be determined. Viable candidates include existing city owned property at Foothills and the Combined Central Services Center.

Project Status

Active

Asset management and public works began due diligence in space plan and operation management in the fall of 2017.

External Factors

Working with neighborhood councils, creating supportive offsite transportation infrastructure, and staging the transition of multiple city departments so as to minimize any disruption to services may all impact the delivery of the final project.

Maintenance

Maintenance of capital facilities, buildings and infrastructure has an impact on a Department’s operating budget, and thus routine maintenance costs for new and ongoing projects are identified in the table below.

	2021	2022	2023	2024	2025	2026	Total
Expected Annual Maintenance	\$0	\$0	\$0	\$50,000	\$50,000	\$50,000	\$300,000

Maintenance Comments

Asset Management/Water

Consolidated Operations for Water and Waste Water Collection

AM-2018-69

Spending

Project Phase	Prior Spending	2020	Estimated Spending							Total
			2021	2022	2023	2024	2025	2026	6 Year Total	
Construction	\$0	\$0	\$0	\$0	\$0	\$0	\$15,705,032	\$15,500,000	\$31,205,032	\$31,205,032
Design	\$0	\$0	\$0	\$0	\$0	\$3,500,000	\$0	\$0	\$3,500,000	\$3,500,000
Planning	\$144,968	\$150,000	\$0	\$0	\$0	\$0	\$0	\$0	\$0	\$294,968
Total	\$144,968	\$150,000	\$0	\$0	\$0	\$3,500,000	\$15,705,032	\$15,500,000	\$34,705,032	\$35,000,000

Funding

Funding Name	Source	Status*	Prior Funding	2020	Estimated Funding							Total
					2021	2022	2023	2024	2025	2026	6 Year Total	
Surplus Property	Identified	Unfunded	\$0	\$0	\$0	\$0	\$0	\$0	\$0	\$3,000,000	\$3,000,000	\$3,000,000
Utility Rates	Local	Funded	\$144,968	\$150,000	\$0	\$0	\$0	\$3,500,000	\$15,705,032	\$12,500,000	\$31,705,032	\$32,000,000
Total			\$144,968	\$150,000	\$0	\$0	\$0	\$3,500,000	\$15,705,032	\$15,500,000	\$34,705,032	\$35,000,000

- *Status definitions
- Unidentified: Funding source has not yet been determined
 - Identified: Funding source has been found, but not yet requested
 - Applied: Grant or loan application has been submitted, or budget has been requested
 - Awarded: Grant or loan has been offered but the contract has not yet been signed or budget has not yet been approved by Council
 - Encumbered: Project contract has been signed and funds have been allocated to spend on the project

SPOKANE FIRE DEPARTMENT

Spokane Fire Department

Department Goals

The Spokane Fire Department's Mission is to enhance your quality of life, always earning your trust by saving lives, preventing harm and protecting property with compassion and integrity.

Department Vision

The Spokane Fire Department's vision is to cultivate a culture and legacy of pride through teamwork, inclusion, respect, and professionalism; rooted in our community and service. Every member of the organization is bound together by our mission and a passionate commitment to saving lives.



Contact Information

Name	Title	Telephone	email
Brian Schaeffer	Fire Chief	625-7001	bschaeffer@spokanefire.org
Tom Williams	Assistant Fire Chief	625-7002	tmwilliams@spokanefire.org
Julie O'Berg	Deputy Fire Chief	625-7003	joberg@spokanefire.org
Rex Strickland	Deputy Fire Chief	625-7004	rstrickland@spokanefire.org
Jay Atwood	Deputy Fire Chief	625-7095	jatwood@spokanefire.org

Services Provided:

The Spokane Fire Department (SFD) responds to over 45,000 calls each year ranging from firefighting and medical emergencies to auto extrication, special rescue situations and hazardous materials incidents. SFD provides response services from 16 stations located strategically throughout the city staffed by approximately 71 personnel each day on 23 emergency response apparatus. Special teams and skills provided by response personnel include Confined Space Rescue, Swift Water Rescue, Hazardous Materials, Technical Rescues, Terrorism, Paramedic Training, and Auto Extrication.

Besides emergency responses the Fire Department provides a number of other services to the public. There is significant fire prevention and life safety work through: Community Risk Reduction Programs, Life-Safety Related Code Enforcement and Development, Permit Issuance, Special Event Planning, Construction and Building Inspections, Life Safety System Records Management,

Business License Fire Inspections, Permitting, Planning, Rapid Entry Systems and Fire Investigation.

Additionally, the department's Integrated Medical Services CARES program operates in concert with EWU's School of Social Work to use student interns to link patients referred by firefighters, to social and other community programs that can provide them needed assistance. This program has helped to reduce repeated 9-1-1 calls, and improved the quality of life for many of the clients by connecting them programs that allows them remain in their homes in a stable environment. The integrated medical services division also coordinates the Behavioral Response Unit (BRU). The BRU is a partnership with Frontier Behavioral Health that partners an SFD Paramedic with a Mental Health Counselor. The team responds to behavioral emergencies with the goal of diverting people with minor behavioral symptoms away from emergency departments to more suitable behavioral and substance use treatment services. The BRU diverts nearly 50% of behavioral cases the contact away from local emergency departments.

After the dissolution of the Combined Communication Center, the Fire Department's Dispatch provides Fire and Emergency Medical Dispatch services to the jurisdiction of the City only with 6-FTEs.

Internal divisions within the Fire Department include:

The Training Division who works to ensure competent and highly trained firefighters. SFD Training facilities provide a variety of training opportunities for not only City personnel, but for others throughout the region.

The Integrated Medical Services Division is tasked to lead and manage the medical systems necessary to provide quality pre-hospital basic life support and paramedic level critical care including the management and oversight of the 9-1-1 ambulance transport contract as well as participation in the coordination of the overall community EMS system.

The Logistics Division provides maintenance services for all response apparatus, staff vehicles and specialty equipment used by response personnel as well as managing SFD's 21 facilities.

The Innovation and Technology division is the provider of critical information technology services for the entire Fire Department with key responsibilities including functionality of the computer aided dispatch (CAD) and other systems necessary to provide contract dispatching services.

Background

The Spokane Fire Department began as a volunteer fire department in 1884. As a result of the Great Fire of Spokane that occurred in the summer of 1889, the City of Spokane City Council established a paid fire department on December 18, 1889. On August 22, 1893, the city council passed an ordinance officially naming the department, "A department of the city government is hereby created and established to be known as the Fire Department of the City of Spokane."

Level of Service Standard

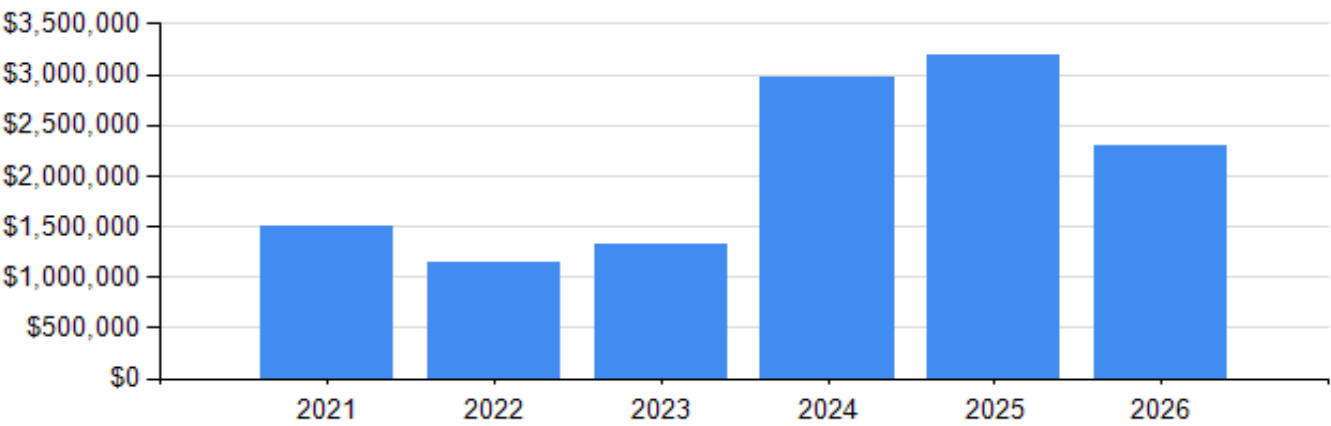
Fire Department response time objectives to be accomplished 90% of the time are as follows:

- 8 min 30 sec for the first arriving fire engine at a priority fire suppression incident.
- 8 min 30 sec for the first arriving fire department medical unit at a priority medical incident.
- 8 min 30 sec for the first arriving SFD paramedic unit at a priority medical incident.
- 11 minutes for the arrival of the full first alarm assignment (14 personnel) at a structure fire.

Spending by Category Summary

Fire

Category	2021	2022	2023	2024	2025	2026	Total
Fire Department	\$1,497,548	\$1,153,335	\$1,323,169	\$2,963,570	\$3,197,134	\$2,287,218	\$12,421,974
Total	\$1,497,548	\$1,153,335	\$1,323,169	\$2,963,570	\$3,197,134	\$2,287,218	\$12,421,974



Funding Summary by Project

Fire

Fire											
Project Name	Funding Source	To Date	2020	2021	2022	2023	2024	2025	2026	6 Year Estimate	Project Total
Equipment for Stations/Training and Fire Dept. Facilities	2014-2018 SIP Loan	\$750,105	\$0	\$0	\$0	\$0	\$0	\$0	\$0	\$0	\$750,105
	2019-2023 SIP Loan	\$0	\$38,500	\$100,000	\$120,000	\$128,500	\$0	\$0	\$0	\$348,500	\$387,000
	Fund 1630	\$227,274	\$56,600	\$80,000	\$9,000	\$92,700	\$0	\$0	\$80,000	\$261,700	\$545,574
	Future SIP Loan	\$0	\$0	\$0	\$0	\$0	\$140,974	\$131,000	\$182,438	\$454,412	\$454,412
	Total	\$977,379	\$95,100	\$180,000	\$129,000	\$221,200	\$140,974	\$131,000	\$262,438	\$1,064,612	\$2,137,091
Equipment needed for Fire Department Incident Response	2014-2018 SIP Loan	\$1,897,815	\$0	\$0	\$0	\$0	\$0	\$0	\$0	\$0	\$1,897,815
	2019-2023 SIP Loan	\$0	\$174,240	\$250,470	\$174,240	\$273,611	\$0	\$0	\$0	\$698,321	\$872,561
	Future SIP Loan	\$0	\$0	\$0	\$0	\$0	\$424,185	\$433,422	\$313,632	\$1,171,239	\$1,171,239
	Total	\$1,897,815	\$174,240	\$250,470	\$174,240	\$273,611	\$424,185	\$433,422	\$313,632	\$1,869,560	\$3,941,615
FD Apparatus Rehab/ Update-Engines-Ladders-Brush-etc.	2014-2018 SIP Loan	\$180,546	\$0	\$0	\$0	\$0	\$0	\$0	\$0	\$0	\$180,546
	2019-2023 SIP Loan	\$0	\$706,525	\$53,136	\$21,780	\$21,780	\$0	\$0	\$0	\$96,696	\$803,221
	Future SIP Loan	\$0	\$0	\$0	\$0	\$0	\$38,115	\$38,115	\$38,115	\$114,345	\$114,345
	Total	\$180,546	\$706,525	\$53,136	\$21,780	\$21,780	\$38,115	\$38,115	\$38,115	\$211,041	\$1,098,112
FD PPE - Personal Protective Equip-Structural	2014-2018 SIP Loan	\$875,279	\$0	\$0	\$0	\$0	\$0	\$0	\$0	\$0	\$875,279
	2019-2023 SIP Loan	\$0	\$152,460	\$450,846	\$315,810	\$315,810	\$0	\$0	\$0	\$1,082,466	\$1,234,926
	Future SIP Loan	\$0	\$0	\$0	\$0	\$0	\$315,810	\$315,810	\$315,810	\$947,430	\$947,430
	Total	\$875,279	\$152,460	\$450,846	\$315,810	\$315,810	\$315,810	\$315,810	\$315,810	\$2,029,896	\$3,057,635
Large FD Response Apparatus	2014-2018 SIP Loan	\$9,107,309	\$212,149	\$0	\$0	\$0	\$0	\$0	\$0	\$0	\$9,319,458
	2019-2023 SIP Loan	\$0	\$1,270,111	\$563,096	\$419,730	\$397,993	\$0	\$0	\$0	\$1,380,819	\$2,650,930
	Future SIP Loan	\$0	\$0	\$0	\$0	\$0	\$1,766,281	\$1,836,932	\$915,368	\$4,518,581	\$4,518,581
	Total	\$9,107,309	\$1,482,260	\$563,096	\$419,730	\$397,993	\$1,766,281	\$1,836,932	\$915,368	\$5,899,400	\$16,488,969
Small FD Response Units - ARU-Brush-Emergency Response-SIU	2014-2018 SIP Loan	\$623,457	\$0	\$0	\$0	\$0	\$0	\$0	\$0	\$0	\$623,457
	2019-2023 SIP Loan	\$0	\$100,000	\$0	\$92,775	\$92,775	\$0	\$0	\$0	\$185,550	\$285,550
	Future SIP Loan	\$0	\$0	\$0	\$0	\$0	\$278,205	\$441,855	\$441,855	\$1,161,915	\$1,161,915
	Total	\$623,457	\$100,000	\$0	\$92,775	\$92,775	\$278,205	\$441,855	\$441,855	\$1,347,465	\$2,070,922
Category Total		\$13,661,785	\$2,710,585	\$1,497,548	\$1,153,335	\$1,323,169	\$2,963,570	\$3,197,134	\$2,287,218	\$12,421,974	\$28,794,344
Department Total		\$13,661,785	\$2,710,585	\$1,497,548	\$1,153,335	\$1,323,169	\$2,963,570	\$3,197,134	\$2,287,218	\$12,421,974	\$28,794,344
Percent Funded				100%	100%	100%	0%	0%	3%	33%	

Funding Summary by Department

Fire

Funding Source	To Date	2020	2021	2022	2023	2024	2025	2026	6 Year Estimate	Funding Total
2014-2018 SIP Loan	\$13,434,511	\$212,149	\$0	\$0	\$0	\$0	\$0	\$0	\$0	\$1,897,815
2019-2023 SIP Loan	\$0	\$2,441,836	\$1,417,548	\$1,144,335	\$1,230,469	\$0	\$0	\$0	\$3,792,352	\$3,966,592
Fund 1630	\$227,274	\$56,600	\$80,000	\$9,000	\$92,700	\$0	\$0	\$80,000	\$261,700	\$545,574
Future SIP Loan	\$0	\$0	\$0	\$0	\$0	\$2,963,570	\$3,197,134	\$2,207,218	\$8,367,922	\$8,367,922
Department Total	\$13,661,785	\$2,710,585	\$1,497,548	\$1,153,335	\$1,323,169	\$2,963,570	\$3,197,134	\$2,287,218	\$12,421,974	\$28,794,344

Spokane Fire Department Project Reports

Fire/---

Equipment for Stations/Training and Fire Dept. Facilities

SFD-2012-449

Executive Summary

In addition to equipment necessary for response to emergencies, there are equipment needs at FD facilities to support response to calls for help. Planned 2020 purchases: desktop computer equip./monitors/UPS to support station response functions; electronic switching equip. for SFD Training Center.

Project Justification

Computer equipment is necessary during and after responses and to deal with day to day station and division operations.

This project meets the following comprehensive plan goals and/or policies:

CFU1: Adequate Public Facilities and Services, CFU2: Concurrency, CFU4: Service Provision, CFU5: Environmental Concerns, CFU6: Multiple Objectives.

Location

Other Location

The central location for staging purposes will be at 1610 N. Rebecca. The actual locations are spread throughout the City.

Project Status

Active

Besides equipment necessary for response to emergencies, there are equipment needs at FD facilities to support the response to calls for service. Computer equipment for personnel to complete reports/ training/ etc is an example of this equipment.

External Factors

Other than funding, none at this time.

Maintenance

Maintenance of capital facilities, buildings and infrastructure has an impact on a Department's operating budget, and thus routine maintenance costs for new and ongoing projects are identified in the table below.

	2021	2022	2023	2024	2025	2026	Total
Expected Annual Maintenance	\$1,500	\$1,500	\$1,500	\$1,500	\$1,500	\$1,500	\$36,000

Maintenance Comments

Fire/---

Equipment for Stations/Training and Fire Dept. Facilities

SFD-2012-449

Spending

Project Phase	Prior Spending	2020	Estimated Spending							Total
			2021	2022	2023	2024	2025	2026	6 Year Total	
Purchases	\$977,379	\$95,100	\$180,000	\$129,000	\$221,200	\$140,974	\$131,000	\$262,438	\$1,064,612	\$2,137,091
Total	\$977,379	\$95,100	\$180,000	\$129,000	\$221,200	\$140,974	\$131,000	\$262,438	\$1,064,612	\$2,137,091

Funding

Funding Name	Source	Status*	Prior Funding	2020	Estimated Funding							Total
					2021	2022	2023	2024	2025	2026	6 Year Total	
2014-2018 SIP Loan	Identified	Funded	\$750,105	\$0	\$0	\$0	\$0	\$0	\$0	\$0	\$0	\$750,105
2019-2023 SIP Loan	Identified	Funded	\$0	\$38,500	\$100,000	\$120,000	\$128,500	\$0	\$0	\$0	\$348,500	\$387,000
Fund 1630	Identified	Funded	\$227,274	\$56,600	\$80,000	\$9,000	\$92,700	\$0	\$0	\$80,000	\$261,700	\$545,574
Future SIP Loan	Identified	Unfunded	\$0	\$0	\$0	\$0	\$0	\$140,974	\$131,000	\$182,438	\$454,412	\$454,412
Total			\$977,379	\$95,100	\$180,000	\$129,000	\$221,200	\$140,974	\$131,000	\$262,438	\$1,064,612	\$2,137,091

*Status definitions

- Unidentified: Funding source has not yet been determined
- Identified: Funding source has been found, but not yet requested
- Applied: Grant or loan application has been submitted, or budget has been requested
- Awarded: Grant or loan has been offered but the contract has not yet been signed or budget has not yet been approved by Council
- Encumbered: Project contract has been signed and funds have been allocated to spend on the project

Fire/---

Equipment needed for Fire Department Incident Response

SFD-2012-451

Executive Summary

Equipment for FD Incident response must be updated regularly. 2021 purchases: Equip for: (1) new Quint apparatus, Specialty Teams-HazMat/Water/Tech and Safety Pad computers for apparatus.

Project Justification

Upgraded equipment used on incident responses is essential to meet standards and for the safe and efficient operation by fire fighters on fire and medical incidents.

This project meets the following comprehensive plan goals and/or policies:

CFU1: Adequate Public Facilities and Services, CFU2: Concurrency, CFU4: Service Provision, CFU5: Environmental Concerns, CFU6: Multiple Objectives

Location

Other Location

Equipment will be distributed to all FD vehicles that respond to emergency incidents.

Project Status

Active

There is a wide variety of equipment needed by FD emergency response personnel to provide service on fire and medical incidents. This equipment must be regularly upgraded to meet standards and to ensure safe and state-of-the-art operations for fire fighters. This project includes a broad spectrum of equipment. Equipment includes but is not limited to: Hose; Nozzles; Thermal Imaging Cameras; Saws; Extrication tool; Air bags; radio equipment; air compressors; equipment for Specialty teams and Safety Pad computers; etc.

External Factors

Given the hazardous environment in which it must operate, equipment used by fire fighters during incident responses can be easily damaged or lost. This equipment must be replaced or upgraded for all front line and front line reserve FD units. SIP dollars are needed to fund this project.

Maintenance

Maintenance of capital facilities, buildings and infrastructure has an impact on a Department’s operating budget, and thus routine maintenance costs for new and ongoing projects are identified in the table below.

	2021	2022	2023	2024	2025	2026	Total
Expected Annual Maintenance	\$4,000	\$4,000	\$4,000	\$4,000	\$4,000	\$4,000	\$72,000

Maintenance Comments

There is a multitude of pieces included in this request which a lot of them require annual preventative maintenance and ongoing repairs.

Fire/---

Equipment needed for Fire Department Incident Response

SFD-2012-451

Spending

Project Phase	Prior Spending	2020	Estimated Spending							Total
			2021	2022	2023	2024	2025	2026	6 Year Total	
Purchases	\$1,897,815	\$174,240	\$250,470	\$174,240	\$273,611	\$424,185	\$433,422	\$313,632	\$1,869,560	\$3,941,615
Total	\$1,897,815	\$174,240	\$250,470	\$174,240	\$273,611	\$424,185	\$433,422	\$313,632	\$1,869,560	\$3,941,615

Funding

Funding Name	Source	Status*	Prior Funding	2020	Estimated Funding							Total
					2021	2022	2023	2024	2025	2026	6 Year Total	
2014-2018 SIP Loan	Identified	Funded	\$1,897,815	\$0	\$0	\$0	\$0	\$0	\$0	\$0	\$0	\$1,897,815
2019-2023 SIP Loan	Identified	Funded	\$0	\$174,240	\$250,470	\$174,240	\$273,611	\$0	\$0	\$0	\$698,321	\$872,561
Future SIP Loan	Identified	Unfunded	\$0	\$0	\$0	\$0	\$0	\$424,185	\$433,422	\$313,632	\$1,171,239	\$1,171,239
Total			\$1,897,815	\$174,240	\$250,470	\$174,240	\$273,611	\$424,185	\$433,422	\$313,632	\$1,869,560	\$3,941,615

*Status definitions

- Unidentified: Funding source has not yet been determined
- Identified: Funding source has been found, but not yet requested
- Applied: Grant or loan application has been submitted, or budget has been requested
- Awarded: Grant or loan has been offered but the contract has not yet been signed or budget has not yet been approved by Council
- Encumbered: Project contract has been signed and funds have been allocated to spend on the project

Fire/---

FD Apparatus Rehab/ Update-Engines-Ladders-Brush-etc.

SFD-2013-191

Executive Summary

Some SFD apparatus have high mileage and have provided many years of service. In some situations, it is more cost effective to refurbish these apparatus rather than them.

Project Justification

Reliable current front-line apparatus will be moved to a reserve status upon the purchase of new apparatus. These apparatus need to be updated to stay current with NFPA standard changes since the trucks were originally built. This also provides at minimum, an additional 5-7 years of service life. For 2021, approximately \$50,000 is allocated to this project. Specific apparatus have not been identified.

This project meets the following comprehensive plan goals and/or policies:

CFU1: Adequate Public Facilities and Services, CFU2: Concurrency, CFU4: Service Provision, CFU6: Multiple Objectives

Location

Other Location

Throughout the Fire Department/ City.

Project Status

Active

This project funds the upgrade of fire apparatus to improve their functionality and performance capability. The FD has 21 front-line heavy apparatus, multiple cross-staffed apparatus plus several reserve Engines and Ladders that are relied upon to provide response services on a routine basis. While the most dated/ unreliable apparatus will be replaced, the FD must maintain a number of existing apparatus as front-line reserve apparatus to fill in when front line units are out of service. As of 2020, the majority of our serviceable heavy, reserve apparatus have been upgraded. Starting in 2021, the majority of these dollars will be shifted from this project into the Small SFD Response Units project.

External Factors

L & I rules and NFPA standards require the safe operation of apparatus and equipment used by FF. These provisions are constantly monitored by L & I. Lack of availability of front line reserve apparatus can result in the FD/City not having units to respond and thus impacts service delivery.

Maintenance

Maintenance of capital facilities, buildings and infrastructure has an impact on a Department's operating budget, and thus routine maintenance costs for new and ongoing projects are identified in the table below.

	2020	2021	2022	2023	2024	2025	Total
Expected Annual Maintenance	\$0	\$0	\$0	\$0	\$0	\$0	\$0

Maintenance Comments

Average annual maintenance cost for larger units is approximately \$20,000-25,000 per year. This cost includes fuel, maintenance, tires, etc and is already captured in M&O.

Fire/---

FD Apparatus Rehab/ Update-Engines-Ladders-Brush-etc.

SFD-2013-191

Spending

Project Phase	Prior Spending	2020	Estimated Spending							Total
			2021	2022	2023	2024	2025	2026	6 Year Total	
Purchases	\$180,546	\$706,525	\$53,136	\$21,780	\$21,780	\$38,115	\$38,115	\$38,115	\$211,041	\$1,098,112
Total	\$180,546	\$706,525	\$53,136	\$21,780	\$21,780	\$38,115	\$38,115	\$38,115	\$211,041	\$1,098,112

Funding

Funding Name	Source	Status*	Prior Funding	2020	Estimated Funding							Total
					2021	2022	2023	2024	2025	2026	6 Year Total	
2014-2018 SIP Loan	Identified	Funded	\$180,546	\$0	\$0	\$0	\$0	\$0	\$0	\$0	\$0	\$180,546
2019-2023 SIP Loan	Identified	Funded	\$0	\$706,525	\$53,136	\$21,780	\$21,780	\$0	\$0	\$0	\$96,696	\$803,221
Future SIP Loan	Unidentified	Unfunded	\$0	\$0	\$0	\$0	\$0	\$38,115	\$38,115	\$38,115	\$114,345	\$114,345
Total			\$180,546	\$706,525	\$53,136	\$21,780	\$21,780	\$38,115	\$38,115	\$38,115	\$211,041	\$1,098,112

*Status definitions

- Unidentified: Funding source has not yet been determined
- Identified: Funding source has been found, but not yet requested
- Applied: Grant or loan application has been submitted, or budget has been requested
- Awarded: Grant or loan has been offered but the contract has not yet been signed or budget has not yet been approved by Council
- Encumbered: Project contract has been signed and funds have been allocated to spend on the project

Fire/---

FD PPE - Personal Protective Equip-Structural

SFD-2012-444

Executive Summary

PPE-Personal Protective Equip is essential for responder safety. An approximate average of 80 sets of Structural PPE will be purchased on an annual basis.

Project Justification

There must be an adequate number of sets of PPE for all uniformed personnel who respond to emergencies. PPE replacement is being scheduled annually to avoid large lump sum expenditures. Starting in 2022, an average expense of \$316,000 per annum will be budgeted.

This project meets the following comprehensive plan goals and/or policies:

CFU1: Adequate Public Facilities and Services, CFU2: Concurrency, CFU4: Service Provision, CFU6: Multiple Objectives.

Location

Other Location

This equipment is necessary for all uniformed personnel who respond to emergencies and would be distributed throughout all 16 fire stations.

Project Status

Active

In order to maintain PPE for all FD response disciplines, each year a certain number of sets have to be replaced. This includes approximately: 80 sets of Structural PPE (coats/pants); 30 sets of Structural support PPE (Helmets,boots,bailouts,etc.

External Factors

WA state L & I standards require the FD to provide PPE that meet NFPA standards. Failure to do so exposes the City and FD to fines and financial risks. SIP or Bond funding is the only mechanism to fund this project in the future.

Maintenance

Maintenance of capital facilities, buildings and infrastructure has an impact on a Department’s operating budget, and thus routine maintenance costs for new and ongoing projects are identified in the table below.

	2021	2022	2023	2024	2025	2026	Total
Expected Annual Maintenance	\$5,000	\$5,000	\$5,000	\$5,000	\$5,000	\$5,000	\$90,000

Maintenance Comments

Turnout gear is required to be inspected semi annually and tested annually, which requires handling over 600 sets of PPE twice a year. This is very time consuming and expensive if failures require replacement of the entire ensemble or individual sections.

Fire/---

FD PPE - Personal Protective Equip-Structural

SFD-2012-444

Spending

Project Phase	Prior Spending	2020	Estimated Spending							Total
			2021	2022	2023	2024	2025	2026	6 Year Total	
Purchases	\$875,279	\$152,460	\$450,846	\$315,810	\$315,810	\$315,810	\$315,810	\$315,810	\$2,029,896	\$3,057,635
Total	\$875,279	\$152,460	\$450,846	\$315,810	\$315,810	\$315,810	\$315,810	\$315,810	\$2,029,896	\$3,057,635

Funding

Funding Name	Source	Status*	Prior Funding	2020	Estimated Funding							Total
					2021	2022	2023	2024	2025	2026	6 Year Total	
2014-2018 SIP Loan	Identified	Funded	\$875,279	\$0	\$0	\$0	\$0	\$0	\$0	\$0	\$0	\$875,279
2019-2023 SIP Loan	Identified	Funded	\$0	\$152,460	\$450,846	\$315,810	\$315,810	\$0	\$0	\$0	\$1,082,466	\$1,234,926
Future SIP Loan	Identified	Unfunded	\$0	\$0	\$0	\$0	\$0	\$315,810	\$315,810	\$315,810	\$947,430	\$947,430
Total			\$875,279	\$152,460	\$450,846	\$315,810	\$315,810	\$315,810	\$315,810	\$315,810	\$2,029,896	\$3,057,635

*Status definitions

- Unidentified: Funding source has not yet been determined
- Identified: Funding source has been found, but not yet requested
- Applied: Grant or loan application has been submitted, or budget has been requested
- Awarded: Grant or loan has been offered but the contract has not yet been signed or budget has not yet been approved by Council
- Encumbered: Project contract has been signed and funds have been allocated to spend on the project

Fire/---

Large FD Response Apparatus

SFD-2012-362

Executive Summary

Replacement of Large Fire response units needs to be on a scheduled program to improve dependability and stabilize/improve overall fleet on-going maintenance costs. One Quint is scheduled for replacement in 2021.

Project Justification

This Category is for Large Response Apparatus - Engines; Ladders; Quints; Rescues. In order to have reliable apparatus for emergency response, the City needs to replace response vehicles in a timely manner. These apparatus become more and more unreliable with every year/mile that goes by. The Fire Department provides excellent preventative maintenance, but that can only go so far. Additionally NFPA (National Fire Protection Association) Standards for fire apparatus continue to change and over the typical life of existing SFD apparatus, most SFD apparatus can no longer comply with current standards.

This project meets the following comprehensive plan goals and/or policies:

CFU1: Adequate Public Facilities and Services, CFU2: Concurrency, CFU4: Service Provision, CFU5: Environmental Concerns, CFU6: Multiple Objectives

Location

Other Location

These are located throughout the city at various fire stations.

Project Status

Active

One Quint is scheduled for purchase in 2021. One Pumper is scheduled for purchase in 2023, two Pumpers are scheduled for purchase in both 2024 and 2025. One additional Pumper is scheduled for purchase in 2026.

External Factors

Large FD Response apparatus replacement is anticipated to be funded with SIP funds therefore availability of funds necessitates spreading the replacement schedule over several years. Typically it takes approximately a year to spec, bid, build, receive, prep for service and train on a new apparatus before it can go in service.

Maintenance

Maintenance of capital facilities, buildings and infrastructure has an impact on a Department's operating budget, and thus routine maintenance costs for new and ongoing projects are identified in the table below.

	2021	2022	2023	2024	2025	2026	Total
Expected Annual Maintenance	\$25,000	\$25,000	\$25,000	\$25,000	\$25,000	\$25,000	\$450,000

Maintenance Comments

Average annual maintenance cost for larger units is approximately \$20-25k per year. This cost includes fuel, maintenance, tires, etc.

Fire/---

Large FD Response Apparatus

SFD-2012-362

Spending

Project Phase	Prior Spending	2020	Estimated Spending							Total
			2021	2022	2023	2024	2025	2026	6 Year Total	
Purchases	\$9,107,309	\$1,482,260	\$563,096	\$419,730	\$397,993	\$1,766,281	\$1,836,932	\$915,368	\$5,899,400	\$16,488,969
Total	\$9,107,309	\$1,482,260	\$563,096	\$419,730	\$397,993	\$1,766,281	\$1,836,932	\$915,368	\$5,899,400	\$16,488,969

Funding

Funding Name	Source	Status*	Prior Funding	2020	Estimated Funding							Total
					2021	2022	2023	2024	2025	2026	6 Year Total	
2014-2018 SIP Loan	Identified	Funded	\$9,107,309	\$212,149	\$0	\$0	\$0	\$0	\$0	\$0	\$0	\$9,319,458
2019-2023 SIP Loan	Identified	Funded	\$0	\$1,270,111	\$563,096	\$419,730	\$397,993	\$0	\$0	\$0	\$1,380,819	\$2,650,930
Future SIP Loan	Identified	Unfunded	\$0	\$0	\$0	\$0	\$0	\$1,766,281	\$1,836,932	\$915,368	\$4,518,581	\$4,518,581
Total			\$9,107,309	\$1,482,260	\$563,096	\$419,730	\$397,993	\$1,766,281	\$1,836,932	\$915,368	\$5,899,400	\$16,488,969

*Status definitions

- Unidentified: Funding source has not yet been determined
- Identified: Funding source has been found, but not yet requested
- Applied: Grant or loan application has been submitted, or budget has been requested
- Awarded: Grant or loan has been offered but the contract has not yet been signed or budget has not yet been approved by Council
- Encumbered: Project contract has been signed and funds have been allocated to spend on the project

Fire/---

Small FD Response Units - ARU-Brush-Emergency Response-SIU

SFD-2012-442

Executive Summary

Replacement of Fire response units needs to be on a scheduled program. If replaced on a schedule, response apparatus dependability can improve and overall fleet on-going maintenance costs can be stabilized.

Project Justification

This Category is for Smaller Response Apparatus - BC units; ARU's; Brush units; SIU vehicles; Staff response vehicles, etc. In order to have reliable apparatus for emergency response, the City needs to replace response vehicles in a timely manner.

This project meets the following comprehensive plan goals and/or policies:

CFU1: Adequate Public Facilities and Services, CFU2: Concurrency, CFU4: Service Provision, CFU5: Environmental Concerns, CFU6: Multiple Objectives

Location

Other Location

These vehicles would be located at different fire stations and FD locations throughout the city.

Project Status

Active

Due to higher priorities for large apparatus replacement, there are no scheduled near term purchases of small response apparatus until 2022.

External Factors

Future agreements with Local 29 in conjunction with staff availability will affect the on-going deployment model of the ARU program.

Maintenance

Maintenance of capital facilities, buildings and infrastructure has an impact on a Department's operating budget, and thus routine maintenance costs for new and ongoing projects are identified in the table below.

	2021	2022	2023	2024	2025	2026	Total
Expected Annual Maintenance	\$0	\$0	\$0	\$0	\$0	\$0	\$0

Maintenance Comments

Anticipated annual maintenance cost for Smaller vehicles is less than \$5000. This cost includes fuel; maintenance; tires.

Fire/---

Small FD Response Units - ARU-Brush-Emergency Response-SIU

SFD-2012-442

Spending

Project Phase	Prior Spending	2020	Estimated Spending							Total
			2021	2022	2023	2024	2025	2026	6 Year Total	
Purchases	\$623,457	\$100,000	\$0	\$92,775	\$92,775	\$278,205	\$441,855	\$441,855	\$1,347,465	\$2,070,922
Total	\$623,457	\$100,000	\$0	\$92,775	\$92,775	\$278,205	\$441,855	\$441,855	\$1,347,465	\$2,070,922

Funding

Funding Name	Source	Status*	Prior Funding	2020	Estimated Funding							Total
					2021	2022	2023	2024	2025	2026	6 Year Total	
2014-2018 SIP Loan	Identified	Funded	\$623,457	\$0	\$0	\$0	\$0	\$0	\$0	\$0	\$0	\$623,457
2019-2023 SIP Loan	Identified	Funded	\$0	\$100,000	\$0	\$92,775	\$92,775	\$0	\$0	\$0	\$185,550	\$285,550
Future SIP Loan	Identified	Unfunded	\$0	\$0	\$0	\$0	\$0	\$278,205	\$441,855	\$441,855	\$1,161,915	\$1,161,915
Total			\$623,457	\$100,000	\$0	\$92,775	\$92,775	\$278,205	\$441,855	\$441,855	\$1,347,465	\$2,070,922

*Status definitions

- Unidentified: Funding source has not yet been determined
- Identified: Funding source has been found, but not yet requested
- Applied: Grant or loan application has been submitted, or budget has been requested
- Awarded: Grant or loan has been offered but the contract has not yet been signed or budget has not yet been approved by Council
- Encumbered: Project contract has been signed and funds have been allocated to spend on the project

INNOVATION AND TECHNOLOGY SERVICES DEPARTMENT (ITSD)

Innovation and Technology Services Division (ITSD)

Department Goals

Our goals are: 1) Deliver innovative and effective technology solutions, tools, and services to the departments, agencies, and citizens of the City of Spokane, 2) Provide outstanding customer service to City staff and the citizens we serve, and 3) Provide strategic and tactical planning and project management to enable cost effective technology solutions for today and the future needs of the City.

Contact Information

Eric S. Finch, Chief Innovation & Technology Officer (CITO)
Michael A. Sloon, Director

Name	Title	Telephone	email
Shelley McCarrey	Clerk IV	625.6474	smccarrey@spokaneCity.org
Michael A Sloon	Director	625.6468	msloon@spokaneCity.org
Eric S Finch	CITO	625.6455	efinch@spokaneCity.org

Services Provided

Technology Strategy and Business Integration: Develop and maintain a consistent technology strategy and systems road map that supports the current and future needs of the City Departments. Integrate technology efforts across the City to reach greater efficiencies and leverage resources to focus more effort on innovation. Implement long term and capital planning of technology assets through Smart City, Open Data, and other strategic initiatives. Develop partnerships with each Division and Department to ensure their strategic plans and initiatives help shape and build an integrated technology platform that gives significant information access and business control over their systems and data assets.

Project Management: Develop and implement a formal project management culture within the IT enterprise and for our external partners we enable through technology. Formalize processes and procedures to ensure that business process analysis is a fundamental step in the project lifecycle and implement a project and value based approach to selection and prioritization of projects and tasks. Ensure that the cost-benefit analysis is measured during projects and cyclical reporting is maintained to keep all stakeholders informed and invested in the project process.

IT Support: IT Support continues to evolve to a more customer service oriented model and position IT as a trusted service partner within our organization. Customer service orientation will continue to grow through service level agreements, a service catalog approach, and more deployed and visible support resources throughout the City. The Help Desk continues its role as nexus for IT and customer service into the organization, and provides a greater role moving forward in training, technology acquisition, and performance management.

Applications: This group provides direct application support and consulting services in the acquisition, implementation, and maintenance of the computer systems that support business operations across all City departments (i.e. HRMS, Utility Billing, Permits, and Financial Systems). To provide services that meet and exceed the requirements of City departments and be cost-effective, the Applications group must:

- Use formal project management methodologies to ensure project success
- Maintain well-trained staff with excellent leadership, technical, and communications skills
- Match business process improvement with enabling technology solutions on all projects
- Ensure our customers and citizens are the focus of new innovations in technology

- Proactively anticipate changes in technology that will affect City systems and users

Web: In support of the Web Communications development team, provide resources to enable technology and information delivery across a variety of internal and external portals to include Open Data and Information Management initiatives. The goal is to provide more internal and citizen facing information in an easy to use format.

GIS: GIS is critical to supporting many lines of business for the City of Spokane including public safety, engineering, water and wastewater, infrastructure management, permitting, planning, code enforcement, emergency services, growth management, street maintenance, crime analysis, solid waste and others. GIS is a growing platform for the City and regionally to improve service delivery and business operations through better geographic information for decision making. In addition, the integration of map based information with the City's business systems helps improve overall customer service, enhance workflows and streamline the organizations business processes.

Network: The Network team provides support of the City's data, voice and video networks and services that enable internal and external interaction in a secure environment. It enables City employees to collaborate with each other and their regional, state and federal colleagues, and allows communication between citizens and the City's departments that provide services to them 24 hours a day. These networks include fixed, mobile and IP communications that allow internal and external users to access applications, information and services in a secure and reliable manner. Our strategic goal is to provide increasing services and expertise to integrate technology platforms across all departments in the City and with regional partners as we continuing to invest in information security and network technologies that can be delivered in a timely and cost effective manner.

Enterprise Administration: This area provides high level systems administration and integration to the entire City. This group is responsible for our highly virtualized environment, deploying and maintaining more than 200 servers and hardware appliances, and administration of all accounts on the network. Through a diverse knowledge on computer systems and architecture, they provide enterprise level applications for email, file servers, print services, security policy, data archiving, internet security, PC mobility, security certificates, FTP, application licensing, messaging and video conferencing. The Enterprise team monitors and maintains the health of these services 24/7 in order to ensure the reliability and sustained operation of systems to the City of Spokane's facilities and staff.

Both Enterprise and Network teams continue to dedicate more time to safeguarding City systems and data based on increasing risk and threats to information security as the City continues to invest more time, budget, and technology into this area in cooperation with Regional, State, and Federal authorities.

Data Center: Data Center Services includes support for enterprise data storage, printing, data backup, data recovery, disaster recovery, offsite storage, servers administration, data transfer/processing, data security, building security system, building camera systems and Data Center management. Data Center IT Operations provides a secure environment, maintains high availability systems, and the secure transfer of data. The data must be accessible, secure, and archived to ensure ongoing business functionality 365 days a year. Data Center Operations staff monitor, measure, and manage data center efficiency to achieve lower operating expenses. Data Center Operation protects data and systems within restore, backup, and disaster recovery requirements and ensuring off-site copies can be brought online on time. The objective is to provide four 9's (99.99%) reliability, less unscheduled downtime per year, and meet business requirements while getting the most for the public dollar.

Mail Center: The Mail Center accepts and distributes all incoming and outgoing mail services for City Departments. The Mail Center has knowledge of regulations and standards required for all mail and packages to and from the United States Postal Service, Federal Express and UPS for the City of Spokane. The Mail Center inserts, meters, and trays Utility Bills on a daily basis. All Payroll and Retirement payments are sealed, presorted, and metered if needed. The Mail Center processes monthly presort standard mailings, which involves some, or all of the following functions: tabbing, sealing, addressing, packaging, sacking/traying and delivering to the USPS processing plant. Quality and customer service is the focus of the Mail Center. Mail handling and internal distribution will be accomplished at or less than market rate.

Open Data (Strategic Initiative): The Open Data and transparency challenge is to increasingly provide open access to data from hundreds of government systems and services in a meaningful way to engage the public and better inform. A new approach is planned that delivers three distinctive information consumption patterns;

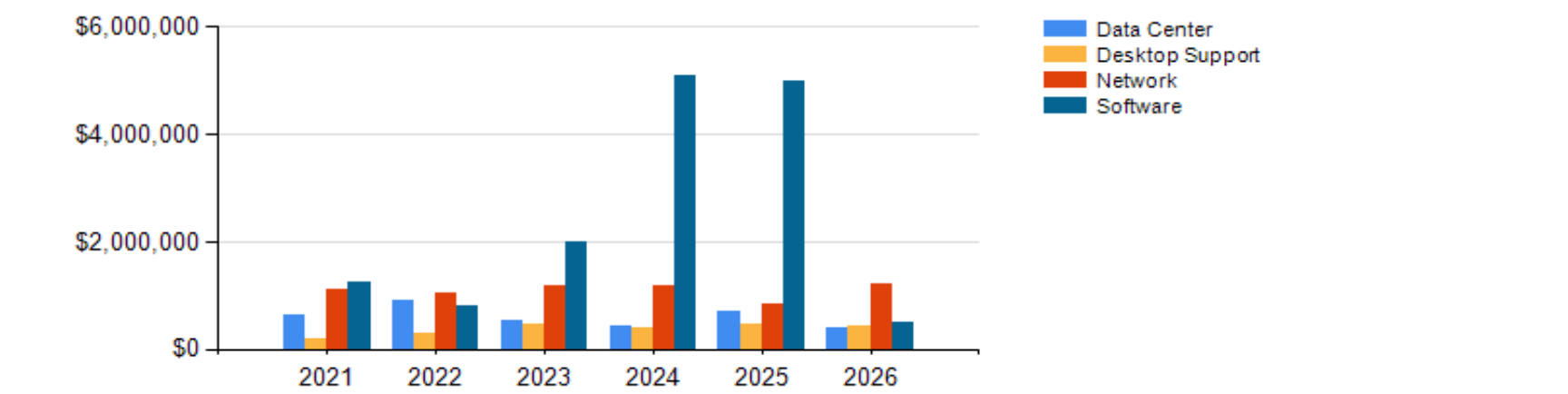
visualization, bulk data download, and a highly interactive middle tier data environment. Working with all City stakeholders to prioritize data to make increasingly available, this approach will focus on the most requested information and questions the City is asked externally and internally. This three tier approach is engineered to use data to both better inform, help tell the larger story meaningful to that individual citizen looking for information, and link the open data user to other City resources and services.

Resiliency (Strategic Initiative): Resilience is the capacity of individuals, communities, institutions, businesses, and systems within a city to survive, adapt, and grow no matter what kinds of chronic stresses and acute shocks they experience. Working with all City Divisions and regional partners, the City develops and maintains a robust emergency management and business continuity framework and plan that is citizen focused and integrates effort across City Divisions and regional partners. The outcome is creation of an environment that better supports citizens all the time across a broad spectrum of services resulting in greater stability and growth including during times of critical events or crisis.

Spending by Category Summary

Innovation and Technology

Category	2021	2022	2023	2024	2025	2026	Total
Data Center	\$630,543	\$918,873	\$538,442	\$415,202	\$708,354	\$384,838	\$3,596,252
Desktop Support	\$172,231	\$295,539	\$471,882	\$389,562	\$465,760	\$425,378	\$2,220,352
Network	\$1,116,593	\$1,042,191	\$1,167,886	\$1,191,238	\$827,601	\$1,225,106	\$6,570,615
Software	\$1,251,000	\$800,000	\$2,000,000	\$5,100,000	\$5,000,000	\$500,000	\$14,651,000
Total	\$3,170,367	\$3,056,603	\$4,178,210	\$7,096,002	\$7,001,715	\$2,535,322	\$27,038,219



Funding Summary by Project

Innovation and Technology Services

Data Center											
Project Name	Funding Source	To Date	2020	2021	2022	2023	2024	2025	2026	6 Year Estimate	Project Total
Datacenter Computer Hardware Replacement & Disaster Recovery	ITSD	\$0	\$441,465	\$480,024	\$233,943	\$233,943	\$244,838	\$498,796	\$300,156	\$1,991,700	\$2,433,165
	Secondary DR site design	\$0	\$0	\$100,000	\$0	\$0	\$0	\$0	\$0	\$100,000	\$100,000
	Secondary DR site equipment	\$0	\$0	\$0	\$550,000	\$55,000	\$55,000	\$0	\$0	\$660,000	\$660,000
	Total	\$0	\$441,465	\$580,024	\$783,943	\$288,943	\$299,838	\$498,796	\$300,156	\$2,751,700	\$3,193,165
Server/Storage Hardware Upgrades	ITSD	\$0	\$71,024	\$50,519	\$134,930	\$249,499	\$115,364	\$209,558	\$84,682	\$844,552	\$915,576
	Total	\$0	\$71,024	\$50,519	\$134,930	\$249,499	\$115,364	\$209,558	\$84,682	\$844,552	\$915,576
Category Total		\$0	\$512,489	\$630,543	\$918,873	\$538,442	\$415,202	\$708,354	\$384,838	\$3,596,252	\$4,108,741

Desktop Support											
Project Name	Funding Source	To Date	2020	2021	2022	2023	2024	2025	2026	6 Year Estimate	Project Total
Desktop Replacement Program	ITSD	\$0	\$652,864	\$172,231	\$295,539	\$471,882	\$389,562	\$465,760	\$425,378	\$2,220,352	\$2,873,216
	Total	\$0	\$652,864	\$172,231	\$295,539	\$471,882	\$389,562	\$465,760	\$425,378	\$2,220,352	\$2,873,216
Category Total		\$0	\$652,864	\$172,231	\$295,539	\$471,882	\$389,562	\$465,760	\$425,378	\$2,220,352	\$2,873,216

Network											
Project Name	Funding Source	To Date	2020	2021	2022	2023	2024	2025	2026	6 Year Estimate	Project Total
Fiber Network Infrastructure	ITSD	\$0	\$1,139,930	\$500,000	\$500,000	\$500,000	\$500,000	\$500,000	\$500,000	\$3,000,000	\$4,139,930
	Total	\$0	\$1,139,930	\$500,000	\$500,000	\$500,000	\$500,000	\$500,000	\$500,000	\$3,000,000	\$4,139,930
Network Hardware Replacement	ITSD	\$0	\$580,808	\$616,593	\$542,191	\$667,886	\$691,238	\$327,601	\$725,106	\$3,570,615	\$4,151,423
	Total	\$0	\$580,808	\$616,593	\$542,191	\$667,886	\$691,238	\$327,601	\$725,106	\$3,570,615	\$4,151,423
Category Total		\$0	\$1,720,738	\$1,116,593	\$1,042,191	\$1,167,886	\$1,191,238	\$827,601	\$1,225,106	\$6,570,615	\$8,291,353

Funding Summary by Project

Innovation and Technology Services

Software											
Project Name	Funding Source	To Date	2020	2021	2022	2023	2024	2025	2026	6 Year Estimate	Project Total
Software - Budget Development and Management System	ITSD Cash Reserves	\$0	\$0	\$500,000	\$0	\$0	\$0	\$0	\$0	\$500,000	\$500,000
	Total	\$0	\$0	\$500,000	\$0	\$0	\$0	\$0	\$0	\$500,000	\$500,000
Software - Enterprise Records Management	ITSD past funding plan	\$0	\$0	\$0	\$150,000	\$0	\$0	\$0	\$0	\$150,000	\$150,000
	New funding ECM	\$0	\$0	\$0	\$0	\$500,000	\$100,000	\$0	\$0	\$600,000	\$600,000
	Total	\$0	\$0	\$0	\$150,000	\$500,000	\$100,000	\$0	\$0	\$750,000	\$750,000
Software - Enterprise Resource Planning (ERP) System	Funding source TBD	\$0	\$0	\$0	\$500,000	\$1,500,000	\$5,000,000	\$5,000,000	\$500,000	\$12,500,000	\$12,500,000
	ITSD Cash Reserve	\$0	\$0	\$0	\$150,000	\$0	\$0	\$0	\$0	\$150,000	\$150,000
	Total	\$0	\$0	\$0	\$650,000	\$1,500,000	\$5,000,000	\$5,000,000	\$500,000	\$12,650,000	\$12,650,000
Software - eSeries Court Management System	ITSD past funding plan	\$340,000	\$290,000	\$100,000	\$0	\$0	\$0	\$0	\$0	\$100,000	\$730,000
	New funding eSeries	\$0	\$100,000	\$290,000	\$0	\$0	\$0	\$0	\$0	\$290,000	\$390,000
	Total	\$340,000	\$390,000	\$390,000	\$0	\$0	\$0	\$0	\$0	\$390,000	\$1,120,000
Software - Master Data Management Platform	ITSD past funding plan	\$303,936	\$181,968	\$61,000	\$0	\$0	\$0	\$0	\$0	\$61,000	\$546,904
	Total	\$303,936	\$181,968	\$61,000	\$0	\$0	\$0	\$0	\$0	\$61,000	\$546,904
Software - Public Safety Computer Aided Dispatch System	ITSD funding plan	\$0	\$0	\$75,000	\$0	\$0	\$0	\$0	\$0	\$75,000	\$75,000
	Regional funding	\$0	\$0	\$75,000	\$0	\$0	\$0	\$0	\$0	\$75,000	\$75,000
	Total	\$0	\$0	\$150,000	\$0	\$0	\$0	\$0	\$0	\$150,000	\$150,000
Software - Public Safety Records Management System	ITSD past funding plan	\$0	\$0	\$75,000	\$0	\$0	\$0	\$0	\$0	\$75,000	\$75,000
	Regional funding	\$0	\$0	\$75,000	\$0	\$0	\$0	\$0	\$0	\$75,000	\$75,000
	Total	\$0	\$0	\$150,000	\$0	\$0	\$0	\$0	\$0	\$150,000	\$150,000
Category Total		\$643,936	\$571,968	\$1,251,000	\$800,000	\$2,000,000	\$5,100,000	\$5,000,000	\$500,000	\$14,651,000	\$15,866,904
Department Total		\$643,936	\$3,458,059	\$3,170,367	\$3,056,603	\$4,178,210	\$7,096,002	\$7,001,715	\$2,535,322	\$27,038,219	\$31,140,214
Percent Funded				100%	66%	51%	27%	29%	80%	49%	

Funding Summary by Department

Innovation and Technology Services

Funding Source	To Date	2020	2021	2022	2023	2024	2025	2026	6 Year Estimate	Funding Total
Funding source TBD	\$0	\$0	\$0	\$500,000	\$1,500,000	\$5,000,000	\$5,000,000	\$500,000	\$12,500,000	\$12,500,000
ITSD	\$0	\$2,886,091	\$1,819,367	\$1,706,603	\$2,123,210	\$1,941,002	\$2,001,715	\$2,035,322	\$11,627,219	\$12,280,083
ITSD Cash Reserve	\$0	\$0	\$0	\$150,000	\$0	\$0	\$0	\$0	\$150,000	\$150,000
ITSD Cash Reserves	\$0	\$0	\$500,000	\$0	\$0	\$0	\$0	\$0	\$500,000	\$500,000
ITSD funding plan	\$0	\$0	\$75,000	\$0	\$0	\$0	\$0	\$0	\$75,000	\$75,000
ITSD past funding plan	\$643,936	\$471,968	\$236,000	\$150,000	\$0	\$0	\$0	\$0	\$386,000	\$386,000
New funding ECM	\$0	\$0	\$0	\$0	\$500,000	\$100,000	\$0	\$0	\$600,000	\$600,000
New funding eSeries	\$0	\$100,000	\$290,000	\$0	\$0	\$0	\$0	\$0	\$290,000	\$390,000
Regional funding	\$0	\$0	\$150,000	\$0	\$0	\$0	\$0	\$0	\$150,000	\$150,000
Secondary DR site design	\$0	\$0	\$100,000	\$0	\$0	\$0	\$0	\$0	\$100,000	\$100,000
Secondary DR site equipment	\$0	\$0	\$0	\$550,000	\$55,000	\$55,000	\$0	\$0	\$660,000	\$660,000
Department Total	\$643,936	\$3,458,059	\$3,170,367	\$3,056,603	\$4,178,210	\$7,096,002	\$7,001,715	\$2,535,322	\$27,038,219	\$31,140,214

Innovation and Technology Services Department (ITSD) Project Reports

Innovation and Technology Services/Data Center

Datacenter Computer Hardware Replacement & Disaster Recovery

IT-2015-143

Executive Summary

The disaster recovery/business continuity (DR/BC) site will provide IT services at an alternate location in the event of a natural or man-made disruption at the production site. The secondary site will require additional hardware, and primary datacenter equipment we be updated based on EOL planning

Project Justification

To sustain Business Continuity/Disaster Recovery in the event our primary datacenter becomes inoperable so city applications and systems can remain operational.

This project meets the following comprehensive plan goals and/or policies:

Location

Other Location

City-wide

Project Status

Active

Annual hardware replacement and disaster recovery/business continuity implementation.

External Factors

Although we plan for a 5 - 7 year replacement schedule, we attempt to extend the replacement schedule if the hardware still meets the needs of the business and the vendor maintains support. Secondary site has yet to be identified and confirmed.

Maintenance

Maintenance of capital facilities, buildings and infrastructure has an impact on a Department's operating budget, and thus routine maintenance costs for new and ongoing projects are identified in the table below.

	2021	2022	2023	2024	2025	2026	Total
Expected Annual Maintenance	\$60,905	\$62,732	\$64,614	\$66,552	\$68,549	\$70,605	\$1,181,871

Maintenance Comments

Innovation and Technology Services/Data Center

Datacenter Computer Hardware Replacement & Disaster Recovery

IT-2015-143

Spending

Project Phase	Prior Spending	2020	Estimated Spending							Total
			2021	2022	2023	2024	2025	2026	6 Year Total	
Design	\$0	\$0	\$100,000	\$0	\$0	\$0	\$0	\$0	\$100,000	\$100,000
Purchases	\$0	\$441,465	\$480,024	\$233,943	\$233,943	\$244,838	\$498,796	\$300,156	\$2,651,700	\$3,093,165
Total	\$0	\$441,465	\$580,024	\$783,943	\$288,943	\$299,838	\$498,796	\$300,156	\$2,751,700	\$3,193,165

Funding

Funding Name	Source	Status*	Prior Funding	2020	Estimated Funding							Total
					2021	2022	2023	2024	2025	2026	6 Year Total	
ITSD	Identified	Funded	\$0	\$441,465	\$480,024	\$233,943	\$233,943	\$244,838	\$498,796	\$300,156	\$1,991,700	\$2,433,165
Secondary DR site design	Identified	Funded	\$0	\$0	\$100,000	\$0	\$0	\$0	\$0	\$0	\$100,000	\$100,000
Secondary DR site equipment	Unidentified	Unfunded	\$0	\$0	\$0	\$550,000	\$55,000	\$55,000	\$0	\$0	\$660,000	\$660,000
Total			\$0	\$441,465	\$580,024	\$783,943	\$288,943	\$299,838	\$498,796	\$300,156	\$2,751,700	\$3,193,165

- *Status definitions
- Unidentified: Funding source has not yet been determined
 - Identified: Funding source has been found, but not yet requested
 - Applied: Grant or loan application has been submitted, or budget has been requested
 - Awarded: Grant or loan has been offered but the contract has not yet been signed or budget has not yet been approved by Council
 - Encumbered: Project contract has been signed and funds have been allocated to spend on the project

Innovation and Technology Services/Data Center

Server/Storage Hardware Upgrades

IT-2015-150

Executive Summary

Annual replacement or upgrades of computing hardware to include servers, storage or backup targets based on end-of-life (EOL)support from the vendor, the hardware reaching its useful value or the existing hardware reaching capacity.

Project Justification

Computing hardware must remain adequate to meet the compute needs of the business applications/departments. Storage and backup appliance capacity needs to be increased to meet the ongoing requirements of the city's business data growth. 2021 budget items include: (A) Cohesity 1-node addition to existing backup and recovery data platform, budget \$24,000 and (B) UPS upgrade for city datacenter (\$25,000)

This project meets the following comprehensive plan goals and/or policies:

Location

Other Location

City-wide

Project Status

Active

Annual hardware replacement

External Factors

Although we plan for a 5 - 7 year replacement schedule, we attempt to extend the replacement schedule if the hardware still meets the needs of the business and the vendor maintains support.

Maintenance

Maintenance of capital facilities, buildings and infrastructure has an impact on a Department's operating budget, and thus routine maintenance costs for new and ongoing projects are identified in the table below.

	2021	2022	2023	2024	2025	2026	Total
Expected Annual Maintenance	\$0	\$0	\$0	\$0	\$0	\$0	\$0

Maintenance Comments

Innovation and Technology Services/Data Center
Server/Storage Hardware Upgrades
IT-2015-150

Spending

Project Phase	Prior Spending	2020	Estimated Spending							Total
			2021	2022	2023	2024	2025	2026	6 Year Total	
Purchases	\$0	\$71,024	\$50,519	\$134,930	\$249,499	\$115,364	\$209,558	\$84,682	\$844,552	\$915,576
Total	\$0	\$71,024	\$50,519	\$134,930	\$249,499	\$115,364	\$209,558	\$84,682	\$844,552	\$915,576

Funding

Funding Name	Source	Status*	Prior Funding	2020	Estimated Funding							Total
					2021	2022	2023	2024	2025	2026	6 Year Total	
ITSD	Identified	Funded	\$0	\$71,024	\$50,519	\$134,930	\$249,499	\$115,364	\$209,558	\$84,682	\$844,552	\$915,576
Total			\$0	\$71,024	\$50,519	\$134,930	\$249,499	\$115,364	\$209,558	\$84,682	\$844,552	\$915,576

- *Status definitions
- Unidentified: Funding source has not yet been determined
 - Identified: Funding source has been found, but not yet requested
 - Applied: Grant or loan application has been submitted, or budget has been requested
 - Awarded: Grant or loan has been offered but the contract has not yet been signed or budget has not yet been approved by Council
 - Encumbered: Project contract has been signed and funds have been allocated to spend on the project

Innovation and Technology Services/Desktop Support

Desktop Replacement Program

IT-2015-148

Executive Summary

Annual desktop refresh of workstations. Calculation based on 2050 deployed PCs with a 20% annual replacement rate to complete full refresh in a modified 6-year lifecycle. Changing from a 5 year to 6 year cycle is to delay capital expenses for 1-2 years.

Project Justification

Computing hardware must remain adequate to meet the compute needs of the business applications and operating systems. Vendors will not support EOL equipment or operating systems, which can create security exposures. The hardware has a calculated life-span of 5 years, but will extend as we are able.

This project meets the following comprehensive plan goals and/or policies:

Location

Other Location

City-wide

Project Status

Active

Annual hardware replacement schedule

External Factors

Although we plan for a 5 year replacement schedule, we will extend the replacement schedule if the hardware still meets the needs of the business and the vendor maintains support.

Maintenance

Maintenance of capital facilities, buildings and infrastructure has an impact on a Department's operating budget, and thus routine maintenance costs for new and ongoing projects are identified in the table below.

	2021	2022	2023	2024	2025	2026	Total
Expected Annual Maintenance	\$0	\$0	\$0	\$0	\$0	\$0	\$0

Maintenance Comments

Innovation and Technology Services/Desktop Support

Desktop Replacement Program

IT-2015-148

Spending

Project Phase	Prior Spending	2020	Estimated Spending							Total
			2021	2022	2023	2024	2025	2026	6 Year Total	
Purchases	\$0	\$652,864	\$172,231	\$295,539	\$471,882	\$389,562	\$465,760	\$425,378	\$2,220,352	\$2,873,216
Total	\$0	\$652,864	\$172,231	\$295,539	\$471,882	\$389,562	\$465,760	\$425,378	\$2,220,352	\$2,873,216

Funding

Funding Name	Source	Status*	Prior Funding	2020	Estimated Funding							Total
					2021	2022	2023	2024	2025	2026	6 Year Total	
ITSD	Identified	Funded	\$0	\$652,864	\$172,231	\$295,539	\$471,882	\$389,562	\$465,760	\$425,378	\$2,220,352	\$2,873,216
Total			\$0	\$652,864	\$172,231	\$295,539	\$471,882	\$389,562	\$465,760	\$425,378	\$2,220,352	\$2,873,216

- *Status definitions
- Unidentified: Funding source has not yet been determined
 - Identified: Funding source has been found, but not yet requested
 - Applied: Grant or loan application has been submitted, or budget has been requested
 - Awarded: Grant or loan has been offered but the contract has not yet been signed or budget has not yet been approved by Council
 - Encumbered: Project contract has been signed and funds have been allocated to spend on the project

Executive Summary

To provide high performance network connectivity, redundant routing, and high availability of service to the City of Spokane's departments and community agencies. Additional proposed investment to open the Spokane digital marketplace for economic development and business attraction purposes.

Project Justification

Redundant fiber route to CCB to support Public Safety and the relocation of the city's datacenter, opportunities aligned with bridge replacement/expansion (i.e., Post Street), replacing copper based network connections for traffic signals, and supporting PDA developments in SW and NW city limits.

This project meets the following comprehensive plan goals and/or policies:

CFU 1 ADEQUATE PUBLIC FACILITIES AND SERVICES CFU 3 COORDINATION CFU 6 MULTIPLE OBJECTIVES

Location

Other Location

Throughout the City of Spokane partnering with Street Dept, STA, WSDOT, and Franchisees (Verizon, TDS, Avista, and others).

Project Status

Active

City IT installs network conduit and at times fiber throughout the City of Spokane as the business need or opportunity occurs (when the Street Department has the road surface open for repair or construction).

External Factors

Budget impacts expected for 2021, weather, engineering support for fiber transport, and competing project resources. Joint investment opportunities with partners that are actively building facilities from 2019 through the next five years that the City can better support and leverage existing infrastructure to accelerate digital offerings in the area, positively impact the digital divide and remote learning COVID environment, and be an economic stimulus and business development catalyst.

Maintenance

Maintenance of capital facilities, buildings and infrastructure has an impact on a Department's operating budget, and thus routine maintenance costs for new and ongoing projects are identified in the table below.

	2021	2022	2023	2024	2025	2026	Total
Expected Annual Maintenance	\$0	\$0	\$0	\$0	\$0	\$0	\$0

Maintenance Comments

Added additional out years based on supporting Smart City and Wireless Broadband initiative, partnerships with franchisees, and PDAs.

Innovation and Technology Services/Network

Fiber Network Infrastructure

IT-2019-89

Spending

Project Phase	Prior Spending	2020	Estimated Spending							Total
			2021	2022	2023	2024	2025	2026	6 Year Total	
Construction	\$0	\$372,020	\$300,000	\$300,000	\$300,000	\$300,000	\$300,000	\$300,000	\$1,800,000	\$2,172,020
Purchases	\$0	\$767,910	\$200,000	\$200,000	\$200,000	\$200,000	\$200,000	\$200,000	\$1,200,000	\$1,967,910
Total	\$0	\$1,139,930	\$500,000	\$500,000	\$500,000	\$500,000	\$500,000	\$500,000	\$3,000,000	\$4,139,930

Funding

Funding Name	Source	Status*	Prior Funding	2020	Estimated Funding							Total
					2021	2022	2023	2024	2025	2026	6 Year Total	
ITSD	Local	Funded	\$0	\$1,139,930	\$500,000	\$500,000	\$500,000	\$500,000	\$500,000	\$500,000	\$3,000,000	\$4,139,930
Total			\$0	\$1,139,930	\$500,000	\$500,000	\$500,000	\$500,000	\$500,000	\$500,000	\$3,000,000	\$4,139,930

- *Status definitions
- Unidentified: Funding source has not yet been determined
 - Identified: Funding source has been found, but not yet requested
 - Applied: Grant or loan application has been submitted, or budget has been requested
 - Awarded: Grant or loan has been offered but the contract has not yet been signed or budget has not yet been approved by Council
 - Encumbered: Project contract has been signed and funds have been allocated to spend on the project

Innovation and Technology Services/Network

Network Hardware Replacement

IT-2015-149

Executive Summary

Replacement or upgrade of network hardware based on end-of-life support from the vendor or increasing demands on the existing network infrastructure and bandwidth, and re-architecting the enterprise network for better sustainability and resilience - focus on Public Safety operability.

Project Justification

Network hardware must remain adequate and supportable to meet the increasing needs of the business applications/departments. 2021 budget items include: (A) Equipment upgrades for core infrastructure switches based on EOL- budget \$240,000. (B) Network monitoring and alerting software to assist in proactive management of network equipment health, performance degradation and outages - budget \$60,000. (C) Redesigning network to optimize the upgrade of EOL equipment - budget \$300,000.

This project meets the following comprehensive plan goals and/or policies:

Location

Other Location

City-wide

Project Status

Active

Annual hardware replacement and upgrades to meet increasing network, bandwidth and monitoring needs based on analysis of current demands and future projects from departments City-wide.

External Factors

We are engaged in a re-architecture of our entire network to optimize the performance and stability with Layer-3 services, add network redundancy to strategic locations, and reduce impact to public safety services during outages and maintenance efforts.

Maintenance

Maintenance of capital facilities, buildings and infrastructure has an impact on a Department's operating budget, and thus routine maintenance costs for new and ongoing projects are identified in the table below.

	2021	2022	2023	2024	2025	2026	Total
Expected Annual Maintenance	\$302,000	\$311,060	\$320,391	\$330,003	\$339,903	\$350,100	\$1,953,457

Maintenance Comments

Innovation and Technology Services/Network
Network Hardware Replacement
IT-2015-149

Spending

Project Phase	Prior Spending	2020	Estimated Spending							Total
			2021	2022	2023	2024	2025	2026	6 Year Total	
Purchases	\$0	\$580,808	\$616,593	\$542,191	\$667,886	\$691,238	\$327,601	\$725,106	\$3,570,615	\$4,151,423
Total	\$0	\$580,808	\$616,593	\$542,191	\$667,886	\$691,238	\$327,601	\$725,106	\$3,570,615	\$4,151,423

Funding

Funding Name	Source	Status*	Prior Funding	2020	Estimated Funding							Total
					2021	2022	2023	2024	2025	2026	6 Year Total	
ITSD	Identified	Funded	\$0	\$580,808	\$616,593	\$542,191	\$667,886	\$691,238	\$327,601	\$725,106	\$3,570,615	\$4,151,423
Total			\$0	\$580,808	\$616,593	\$542,191	\$667,886	\$691,238	\$327,601	\$725,106	\$3,570,615	\$4,151,423

*Status definitions

- Unidentified: Funding source has not yet been determined
- Identified: Funding source has been found, but not yet requested
- Applied: Grant or loan application has been submitted, or budget has been requested
- Awarded: Grant or loan has been offered but the contract has not yet been signed or budget has not yet been approved by Council
- Encumbered: Project contract has been signed and funds have been allocated to spend on the project

Innovation and Technology Services/Software
Software - Budget Development and Management System
IT-2020-91

Executive Summary

Software replacement for in house product and several department level information systems to integrate and automate budget data and workflow between Finance and departments.

Project Justification

Current budget management process and system does not meet the growing City needs to allow budget planning, scenario development, integration with prior budget and actuals, or workflow integration to assist in the budget planning process.

This project meets the following comprehensive plan goals and/or policies:

Citywide project that assists every department in budget planning for City services and initiatives.

Location

Other Location

Citywide

Project Status

Active

Proposed project with Finance and Budget.

External Factors

The timing of the 2022 budget cycle and staffing needs in the Finance division may affect the timing of the project.

Maintenance

Maintenance of capital facilities, buildings and infrastructure has an impact on a Department's operating budget, and thus routine maintenance costs for new and ongoing projects are identified in the table below.

	2021	2022	2023	2024	2025	2026	Total
Expected Annual Maintenance	\$0	\$0	\$25,000	\$25,000	\$25,000	\$25,000	\$100,000

Maintenance Comments

Purchased system will add maintenance that currently full time staff do so this will be additional maintenance dollars not offset by a prior system.

Innovation and Technology Services/Software

Software - Budget Development and Management System

IT-2020-91

Spending

Project Phase	Prior Spending	2020	Estimated Spending							Total
			2021	2022	2023	2024	2025	2026	6 Year Total	
Purchases	\$0	\$0	\$500,000	\$0	\$0	\$0	\$0	\$0	\$500,000	\$500,000
Total	\$0	\$0	\$500,000	\$0	\$0	\$0	\$0	\$0	\$500,000	\$500,000

Funding

Funding Name	Source	Status*	Prior Funding	2020	Estimated Funding							Total
					2021	2022	2023	2024	2025	2026	6 Year Total	
ITSD Cash Reserves	Identified	Funded	\$0	\$0	\$500,000	\$0	\$0	\$0	\$0	\$0	\$500,000	\$500,000
Total			\$0	\$0	\$500,000	\$0	\$0	\$0	\$0	\$0	\$500,000	\$500,000

- *Status definitions
- Unidentified: Funding source has not yet been determined
 - Identified: Funding source has been found, but not yet requested
 - Applied: Grant or loan application has been submitted, or budget has been requested
 - Awarded: Grant or loan has been offered but the contract has not yet been signed or budget has not yet been approved by Council
 - Encumbered: Project contract has been signed and funds have been allocated to spend on the project

Innovation and Technology Services/Software
Software - Enterprise Records Management
IT-2020-92

Executive Summary

Software enhancement or replacement for 10 year old Onbase product to better integrate and automate workflow between all City departments. Emphasis on integration of data and automation of information and approvals between departments as well as Council agenda management.

Project Justification

Current system has been unevenly used in City and tailored to Council agenda management with minimal cross-department automation and heavy manual workflow required from staff. This creates legal information flow challenges and risks, complicates public records efforts, and relies on manual interfaces with departments and other systems.

This project meets the following comprehensive plan goals and/or policies:

Location

Other Location
Citywide

Project Status

Active
Proposed project to assess, enhance, and recommend future implementation of an enterprise document and records management system. (Does not include police and court records management at this point)

External Factors

Current pandemic response efforts require more online processes to ensure social distancing and better automated work flow to facilitate virtual records management. This is escalating the already identified need for this enhanced automation.

Maintenance

Maintenance of capital facilities, buildings and infrastructure has an impact on a Department's operating budget, and thus routine maintenance costs for new and ongoing projects are identified in the table below.

	2021	2022	2023	2024	2025	2026	Total
Expected Annual Maintenance	\$0	\$0	\$0	\$25,000	\$25,000	\$25,000	\$150,000

Maintenance Comments

Software replacement fund for one-time purchases; maintenance or subscription-based software as a service is a separate OPEX requirement based on the system acquired.

Innovation and Technology Services/Software

Software - Enterprise Records Management

IT-2020-92

Spending

Project Phase	Prior Spending	2020	Estimated Spending							Total
			2021	2022	2023	2024	2025	2026	6 Year Total	
Purchases	\$0	\$0	\$0	\$150,000	\$500,000	\$100,000	\$0	\$0	\$750,000	\$750,000
Total	\$0	\$0	\$0	\$150,000	\$500,000	\$100,000	\$0	\$0	\$750,000	\$750,000

Funding

Funding Name	Source	Status*	Prior Funding	2020	Estimated Funding							Total
					2021	2022	2023	2024	2025	2026	6 Year Total	
ITSD past funding plan	Identified	Funded	\$0	\$0	\$0	\$150,000	\$0	\$0	\$0	\$0	\$150,000	\$150,000
New funding ECM	Unidentified	Unfunded	\$0	\$0	\$0	\$0	\$500,000	\$100,000	\$0	\$0	\$600,000	\$600,000
Total			\$0	\$0	\$0	\$150,000	\$500,000	\$100,000	\$0	\$0	\$750,000	\$750,000

- *Status definitions
- Unidentified: Funding source has not yet been determined
 - Identified: Funding source has been found, but not yet requested
 - Applied: Grant or loan application has been submitted, or budget has been requested
 - Awarded: Grant or loan has been offered but the contract has not yet been signed or budget has not yet been approved by Council
 - Encumbered: Project contract has been signed and funds have been allocated to spend on the project

Innovation and Technology Services/Software
Software - Enterprise Resource Planning (ERP) System
IT-2020-90

Executive Summary

Phase 1 (2021): Assess City needs for ERP system based on current landscape, GAAP, BARS, chart of accounts, and other current and future system requirements to determine next steps. Phase 2 on (2022-2027): TBD based on assessment

Project Justification

Current set of systems do not meet growing City needs and are a collection of different systems with over 150 interfaces of which over 140 are manual or require duplicate entry of information. There is minimal cross-department automation and heavy manual workflow required from staff. This creates financial and time reporting information flow challenges and risks, complicates key financial systems needs such as financial reporting, budgeting, cost control and tracking, and relies on manual interfaces with over 20 other unique or silo systems.

This project meets the following comprehensive plan goals and/or policies:

As a comprehensive enterprise system including financial management this would support all goals in the plan.

Location

Other Location
Citywide

Project Status

Active
Proposed since 2015. The City needs to assess the ERP need and what tier system is needed to allow the City to meet financial and other system integration needs.

External Factors

Currently, the City has to maintain a legacy chart of accounts that is not BARS compliant and has to do 'translations' to provide required financial statements. Disparate downstream financial or point of transaction systems are not integrated and there is often not transparency to the transaction level for summary information in the current financial system which is both a revenue and audit risk. These reporting and auditing risks are escalating the already identified need for ERP automation.

Maintenance

Maintenance of capital facilities, buildings and infrastructure has an impact on a Department's operating budget, and thus routine maintenance costs for new and ongoing projects are identified in the table below.

	2021	2022	2023	2024	2025	2026	Total
Expected Annual Maintenance	\$0	\$0	\$0	\$400,000	\$400,000	\$400,000	\$2,400,000

Maintenance Comments

Software replacement for multiple finance and related systems. Annual savings for replaced systems \$100-150K, with 1-2 staff positions being reoriented to ERP support.

Innovation and Technology Services/Software

Software - Enterprise Resource Planning (ERP) System

IT-2020-90

Spending

Project Phase	Prior Spending	2020	Estimated Spending							Total
			2021	2022	2023	2024	2025	2026	6 Year Total	
Purchases	\$0	\$0	\$0	\$650,000	\$1,500,000	\$5,000,000	\$5,000,000	\$500,000	\$12,650,000	\$12,650,000
Total	\$0	\$0	\$0	\$650,000	\$1,500,000	\$5,000,000	\$5,000,000	\$500,000	\$12,650,000	\$12,650,000

Funding

Funding Name	Source	Status*	Prior Funding	2020	Estimated Funding							Total
					2021	2022	2023	2024	2025	2026	6 Year Total	
Funding source TBD	Unidentified	Unfunded	\$0	\$0	\$0	\$500,000	\$1,500,000	\$5,000,000	\$5,000,000	\$500,000	\$12,500,000	\$12,500,000
ITSD Cash Reserve	Identified	Funded	\$0	\$0	\$0	\$150,000	\$0	\$0	\$0	\$0	\$150,000	\$150,000
Total			\$0	\$0	\$0	\$650,000	\$1,500,000	\$5,000,000	\$5,000,000	\$500,000	\$12,650,000	\$12,650,000

*Status definitions

- Unidentified: Funding source has not yet been determined
- Identified: Funding source has been found, but not yet requested
- Applied: Grant or loan application has been submitted, or budget has been requested
- Awarded: Grant or loan has been offered but the contract has not yet been signed or budget has not yet been approved by Council
- Encumbered: Project contract has been signed and funds have been allocated to spend on the project

Innovation and Technology Services/Software

Software - eSeries Court Management System

IT-2020-88

Executive Summary

Software replacement for 13 year old Justware product to better integrate and automate workflow between Courts and other departments. Emphasis on integration of data and automation of information and case flow between departments as well as Court docket management.

Project Justification

Current system is actually four different versions of a system that are individually tailored to a single department with minimal cross-department automation and heavy manual workflow required from staff. This creates legal information flow challenges and risks, complicates key Court needs like first appearance and docket management, and relies on manual interfaces with other regional law enforcement, court or legal records systems.

This project meets the following comprehensive plan goals and/or policies:

SH 7 CRIMINAL JUSTICE Goal: Provide evidence based criminal justice services that use police, prosecutors, courts, public defenders, treatment and supervision to reduce crime and recidivism while supporting victims.

Location

Other Location

Municipal Court, Public Defender's Office, Prosecutor's Office, Probation, City Legal

Project Status

Active

Current project in phases with Municipal Court first, then Public Defender, Prosecutor, and Probation offices in sequence through 2021.

External Factors

Current pandemic response efforts require specialized Court processes to ensure social distancing and better automated work flow to facilitate virtual case management. This is escalating the already identified need for this automation.

Maintenance

Maintenance of capital facilities, buildings and infrastructure has an impact on a Department's operating budget, and thus routine maintenance costs for new and ongoing projects are identified in the table below.

	2021	2022	2023	2024	2025	2026	Total
Expected Annual Maintenance	\$133,824	\$137,825	\$141,946	\$146,191	\$150,562	\$155,063	\$1,730,822

Maintenance Comments

Software replacement fund for one-time purchases; maintenance or subscription-based software as a service is a separate OPEX requirement based on the system acquired.

Innovation and Technology Services/Software

Software - eSeries Court Management System

IT-2020-88

Spending

Project Phase	Prior Spending	2020	Estimated Spending							Total
			2021	2022	2023	2024	2025	2026	6 Year Total	
Purchases	\$340,000	\$390,000	\$390,000	\$0	\$0	\$0	\$0	\$0	\$390,000	\$1,120,000
Total	\$340,000	\$390,000	\$390,000	\$0	\$0	\$0	\$0	\$0	\$390,000	\$1,120,000

Funding

Funding Name	Source	Status*	Prior Funding	2020	Estimated Funding							Total
					2021	2022	2023	2024	2025	2026	6 Year Total	
ITSD past funding plan	Identified	Funded	\$340,000	\$290,000	\$100,000	\$0	\$0	\$0	\$0	\$0	\$100,000	\$730,000
New funding eSeries	Identified	Funded	\$0	\$100,000	\$290,000	\$0	\$0	\$0	\$0	\$0	\$290,000	\$390,000
Total			\$340,000	\$390,000	\$390,000	\$0	\$0	\$0	\$0	\$0	\$390,000	\$1,120,000

- *Status definitions
- Unidentified: Funding source has not yet been determined
 - Identified: Funding source has been found, but not yet requested
 - Applied: Grant or loan application has been submitted, or budget has been requested
 - Awarded: Grant or loan has been offered but the contract has not yet been signed or budget has not yet been approved by Council
 - Encumbered: Project contract has been signed and funds have been allocated to spend on the project

Executive Summary

Implementing a master data framework makes key data available to internal stakeholders and identifies the requirements to protect the data. This creates a sustainable data layer that is integrated across key City systems and breaks down silos and barriers to using data across divisions.

Project Justification

Data analysts across the City are constantly re-inventing methods to access and use data from multiple systems to create information dashboards, reports or inform decisions. Multiple copies of City and external data exist in different formats and storage locations creating City-wide data integrity and quality issues. As a result of the duplication of data and information, the ability to govern and secure the data according to legal requirements is difficult. The cost of these individual data silos (more than 150 have been identified), reliability of the data, and security and privacy are challenges that this unified data platform addresses. This platform would be accessible citywide (subject to any security requirements) for department PowerBI use immediately upon load. This data would have a publication schedule to ensure it is up to date and have information security protections in place to help govern access and use. This platform fosters significant internal information sharing and becomes the platform to help provide Open Data at a significant scale up from current capabilities.

This project meets the following comprehensive plan goals and/or policies:

Supports all departments service needs based on the significant increase in need for related data and information to support decision making.

Location

Other Location

Citywide

Project Status

Active

Current citywide project Phase 1 (design and platform creation) completed August 2020 and moving to Phase 2 (initial business unit deliverables including vulnerable populations data lake for SPD, SFD, and CHHS. Project moves to primary OPEX funded in 2021.

External Factors

Ongoing projects and current pandemic response efforts require growing access to data and information integrated across multiple systems. This is escalating the already identified need for this sustainable data layer.

Maintenance

Maintenance of capital facilities, buildings and infrastructure has an impact on a Department’s operating budget, and thus routine maintenance costs for new and ongoing projects are identified in the table below.

	2021	2022	2023	2024	2025	2026	Total
Expected Annual Maintenance	\$0	\$15,000	\$17,500	\$20,000	\$22,500	\$25,000	\$100,000

Maintenance Comments

Maintenance for system is mostly covered under existing Microsoft contracts and licensing. Additional amounts would be for Cloud data services which may grow year to year.

Innovation and Technology Services/Software

Software - Master Data Management Platform

IT-2020-89

Spending

Project Phase	Prior Spending	2020	Estimated Spending							Total
			2021	2022	2023	2024	2025	2026	6 Year Total	
Purchases	\$303,936	\$181,968	\$61,000	\$0	\$0	\$0	\$0	\$0	\$61,000	\$546,904
Total	\$303,936	\$181,968	\$61,000	\$0	\$0	\$0	\$0	\$0	\$61,000	\$546,904

Funding

Funding Name	Source	Status*	Prior Funding	2020	Estimated Funding							Total
					2021	2022	2023	2024	2025	2026	6 Year Total	
ITSD past funding plan	Identified	Funded	\$303,936	\$181,968	\$61,000	\$0	\$0	\$0	\$0	\$0	\$61,000	\$546,904
Total			\$303,936	\$181,968	\$61,000	\$0	\$0	\$0	\$0	\$0	\$61,000	\$546,904

- *Status definitions
- Unidentified: Funding source has not yet been determined
 - Identified: Funding source has been found, but not yet requested
 - Applied: Grant or loan application has been submitted, or budget has been requested
 - Awarded: Grant or loan has been offered but the contract has not yet been signed or budget has not yet been approved by Council
 - Encumbered: Project contract has been signed and funds have been allocated to spend on the project

Executive Summary

Assessment and options review of the current Tyler/New World combined CAD/RMS that has not met original expectations, has additional identified needs, and did not include the Fire agencies in the original model. This is a placeholder to identify that the City will have some budget needs to review.

Project Justification

Current system has had several major issues and not met expectations for use, ability to fix identified issues, and challenges in upgrading. There is uneven expectations from the regional entities on the future of the system, ongoing investment, or responsiveness of the vendor. This supports the need to assess where we are and what options there are to either confirm the current system or look at options and costs for replacement. This assessment effort is supported by all law enforcement leaders engaged. Fire agencies would not support using the current system but are interested in a new joint assessment to ensure their unique needs are represented.

This project meets the following comprehensive plan goals and/or policies:

SH 7 CRIMINAL JUSTICE Goal: Provide evidence based criminal justice services that use police, prosecutors, courts, public defenders, treatment and supervision to reduce crime and recidivism while supporting victims.

Location

Other Location

Regional

Project Status

Active

Proposed project to assess the need and look at options to replace the regional computer aided dispatch (CAD) for public safety (law enforcement and review of inclusion of Fire agencies. This is parallel with review of the regional public safety records management system (RMS). This project would be a joint resourced effort from City, County, and SRECS.

External Factors

Current system and vendor support issues, along with less than expected functional capability, are the driving factors for this assessment. System has had some challenges meeting updated Washington State of Federal criminal justice reporting with manual internal effort at times required to overcome in the short term.

Maintenance

Maintenance of capital facilities, buildings and infrastructure has an impact on a Department’s operating budget, and thus routine maintenance costs for new and ongoing projects are identified in the table below.

	2021	2022	2023	2024	2025	2026	Total
Expected Annual Maintenance	\$0	\$0	\$0	\$0	\$0	\$0	\$0

Maintenance Comments

Current and future maintenance costs would be part of the ongoing regional agreement.

Innovation and Technology Services/Software

Software - Public Safety Computer Aided Dispatch System

IT-2020-93

Spending

Project Phase	Prior Spending	2020	Estimated Spending							Total
			2021	2022	2023	2024	2025	2026	6 Year Total	
Purchases	\$0	\$0	\$150,000	\$0	\$0	\$0	\$0	\$0	\$150,000	\$150,000
Total	\$0	\$0	\$150,000	\$0	\$0	\$0	\$0	\$0	\$150,000	\$150,000

Funding

Funding Name	Source	Status*	Prior Funding	2020	Estimated Funding							Total
					2021	2022	2023	2024	2025	2026	6 Year Total	
ITSD funding plan	Identified	Funded	\$0	\$0	\$75,000	\$0	\$0	\$0	\$0	\$0	\$75,000	\$75,000
Regional funding	Identified	Funded	\$0	\$0	\$75,000	\$0	\$0	\$0	\$0	\$0	\$75,000	\$75,000
Total			\$0	\$0	\$150,000	\$0	\$0	\$0	\$0	\$0	\$150,000	\$150,000

*Status definitions

- Unidentified: Funding source has not yet been determined
- Identified: Funding source has been found, but not yet requested
- Applied: Grant or loan application has been submitted, or budget has been requested
- Awarded: Grant or loan has been offered but the contract has not yet been signed or budget has not yet been approved by Council
- Encumbered: Project contract has been signed and funds have been allocated to spend on the project

Executive Summary

Assessment and options review of the current Tyler/New World combined CAD/RMS that has not met original expectations, has additional identified needs, and did not include the Fire agencies in the original model. This is a placeholder to identify that the City will have some budget needs to review.

Project Justification

Current system has had several major issues and not met expectations for use, ability to fix identified issues, and challenges in upgrading. There is uneven expectations from the regional entities on the future of the system, ongoing investment, or responsiveness of the vendor. This supports the need to assess where we are and what options there are to either confirm the current system or look at options and costs for replacement. This assessment effort is supported by all law enforcement leaders engaged. Fire agencies would not support using the current system but are interested in a new joint assessment to ensure their unique needs are represented.

This project meets the following comprehensive plan goals and/or policies:

SH 7 CRIMINAL JUSTICE Goal: Provide evidence based criminal justice services that use police, prosecutors, courts, public defenders, treatment and supervision to reduce crime and recidivism while supporting victims.

Location

Other Location

Regional

Project Status

Active

Proposed project to assess the need and look at options to replace the regional records management system (RMS) for public safety (law enforcement and review of inclusion of Fire agencies. This is a parallel with review of the regional public safety computer aided dispatch (CAD). This project would be a joint resourced effort from City, County, and SRECS.

External Factors

Current system and vendor support issues, along with less than expected functional capability, are the driving factors for this assessment. System has had some challenges meeting updated Washington State of Federal criminal justice reporting with manual internal effort at times required to overcome in the short term.

Maintenance

Maintenance of capital facilities, buildings and infrastructure has an impact on a Department’s operating budget, and thus routine maintenance costs for new and ongoing projects are identified in the table below.

	2021	2022	2023	2024	2025	2026	Total
Expected Annual Maintenance	\$0	\$0	\$0	\$0	\$0	\$0	\$0

Maintenance Comments

Current and future maintenance costs would be part of the ongoing regional agreement.

Innovation and Technology Services/Software

Software - Public Safety Records Management System

IT-2020-94

Spending

Project Phase	Prior Spending	2020	Estimated Spending							Total
			2021	2022	2023	2024	2025	2026	6 Year Total	
Purchases	\$0	\$0	\$150,000	\$0	\$0	\$0	\$0	\$0	\$150,000	\$150,000
Total	\$0	\$0	\$150,000	\$0	\$0	\$0	\$0	\$0	\$150,000	\$150,000

Funding

Funding Name	Source	Status*	Prior Funding	2020	Estimated Funding							Total
					2021	2022	2023	2024	2025	2026	6 Year Total	
ITSD past funding plan	Identified	Funded	\$0	\$0	\$75,000	\$0	\$0	\$0	\$0	\$0	\$75,000	\$75,000
Regional funding	Local	Funded	\$0	\$0	\$75,000	\$0	\$0	\$0	\$0	\$0	\$75,000	\$75,000
Total			\$0	\$0	\$150,000	\$0	\$0	\$0	\$0	\$0	\$150,000	\$150,000

- *Status definitions
- Unidentified: Funding source has not yet been determined
 - Identified: Funding source has been found, but not yet requested
 - Applied: Grant or loan application has been submitted, or budget has been requested
 - Awarded: Grant or loan has been offered but the contract has not yet been signed or budget has not yet been approved by Council
 - Encumbered: Project contract has been signed and funds have been allocated to spend on the project

SPOKANE PUBLIC LIBRARY

Spokane Public Library



Department Goals

The programs and services the library offers are guided by the library's mission, vision, and values:
Spokane Public Library is a community of learning.

We aim to inspire a thriving city through cultural and educational opportunities.

We value:

- **Education** | We connect our community with education, information and programming.
- **Collaboration** | We work together to create the best outcomes.
- **Diversity** | We include and celebrate Spokane's diverse communities.
- **Innovation** | We take risks and drive change.
- **Customer Experience** | We impress our customers with individualized service.
- **Accountability** | We use public funds responsibly.

Our Strategic Directions guide our work more specifically. The Strategic Directions work under the framework of the mission, vision, and values.

Strategic Directions:

Educate Our Citizens

- Inspire a community of learners.
- Build cooperative networks for sharing knowledge and opportunity.
- Be the resource for free learning opportunities for all citizens.

Become the Platform

- Provide opportunities for personal enrichment.
- Create spaces for citizens to interact and collaborate.
- Showcase Spokane.

Be the Community's Partner

- Cultivate a strong sense of community.
- Create synergy with mission-aligned organizations.
- Provide community groups and businesses with cutting edge resources to meet their goals.

Contact Information

Andrew Chanse	Director	444-5305	achanse@spokanelibrary.org
Caris O'Malley	Deputy Director	444-5310	comalley@spokanelibrary.org

Services Provided

Spokane Public Library provides lending library services, programs and classes to nearly one million visitors a year.

Nearly two million items are borrowed from the libraries each year. Other services include:

1. *Self-Directed Education*— early, adult, and digital literacy through our collections of items in print, audio, video, and digital formats, specialized online research tools, historical collections and educational tools;
2. *Business and Workforce Support*—increase workforce skills and strengthening businesses both large and small through high-quality business resources, training, and workshops;
3. *Outreach to Seniors and Youth*—a youth outreach worker delivers early literacy classes to children in Head Start and ECEAP childcare centers around the city. Deposit collections are checked out to many childcare centers so the children have books to read. Library service is brought on site to more than 40 senior and assisted-living centers in Spokane delivering access to educational and enrichment materials to those that would not have it otherwise. Library resources are delivered throughout the city to those with the greatest barriers to access, from prisons to hospitals;
4. *Research and Instruction*—professionally trained staff enable citizens to find reputable and reliable sources of information via professional assistance, classes and events;
5. *Computer access and Wi-Fi service* – all of the libraries provide Internet computers, technical assistance and Wi-Fi for library customers;
6. *Meeting Spaces*—meeting rooms are available for use (free) to groups for open, public meetings.

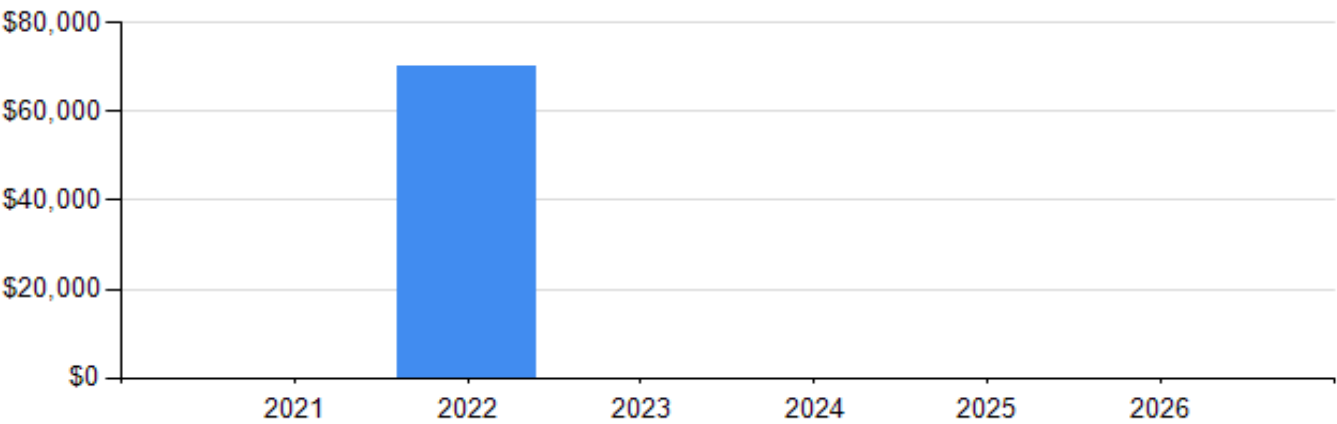
Background

Spokane Public Library was first established in 1891 (in City Hall) with its first dedicated building opening in 1905. Service expanded to include branch locations throughout the city as well as bookmobile service. Traditional lending library service as well as early childhood literacy classes for children, educational programs for adults and research assistance have always been staples of the service provided to citizens. Additionally, the libraries have been a place where citizens gather for meetings or for enrichment through discussion of current events and the historical and cultural materials presented in the library. The library has always been free and open to the public. Currently there are six physical locations in the City of Spokane: Main Library (Downtown), 906 West Main Ave, new building opened 1/94, (previous building on same location from 1963); East Side Branch Library, 524 S. Stone, opened 12/95, (previously in East Central Community Center); Hillyard Branch Library, 4005 N. Cook, opened 1/94, (previously in NE Community Center); Indian Trail Library, 4909 W. Barnes, opened 3/98; Shadle Library, 2111 W. Wellesley, opened 3/97, (previously in Shadle Shopping Center); South Hill Library, 3324 S. Perry, opened 1/96, (previously in Manito Shopping Center). In addition to the library's physical locations, Spokane Public Library has a long history of outreach to the community through school, daycare, senior center and business visits by librarians. Additionally, a robust and growing digital collection is offered from the library's website. In 2018, voters approved a \$77 million bond measure to remodel four existing locations and build three new facilities.

Spending by Category Summary

Library

Category	2021	2022	2023	2024	2025	2026	Total
Library Department	\$0	\$70,000	\$0	\$0	\$0	\$0	\$70,000
Total	\$0	\$70,000	\$0	\$0	\$0	\$0	\$70,000



Funding Summary by Project

Library

Library											
Project Name	Funding Source	To Date	2020	2021	2022	2023	2024	2025	2026	6 Year Estimate	Project Total
Replace Delivery Truck	Library	\$0	\$0	\$0	\$70,000	\$0	\$0	\$0	\$0	\$70,000	\$70,000
	Total	\$0	\$0	\$0	\$70,000	\$0	\$0	\$0	\$0	\$70,000	\$70,000
Category Total		\$0	\$0	\$0	\$70,000	\$0	\$0	\$0	\$0	\$70,000	\$70,000
Department Total		\$0	\$0	\$0	\$70,000	\$0	\$0	\$0	\$0	\$70,000	\$70,000
Percent Funded				#DIV/0!	0%	#DIV/0!	#DIV/0!	#DIV/0!	#DIV/0!	0%	

Funding Summary by Department

Library

Funding Source	To Date	2020	2021	2022	2023	2024	2025	2026	6 Year Estimate	Funding Total
Library	\$0	\$0	\$0	\$70,000	\$0	\$0	\$0	\$0	\$70,000	\$70,000
Department Total	\$0	\$0	\$0	\$70,000	\$0	\$0	\$0	\$0	\$70,000	\$70,000

Spokane Public Library Project Reports

Library/---

Replace Delivery Truck

LIB-2018-144

Executive Summary

Replace delivery truck

Project Justification

Current truck is reaching end of useful life

This project meets the following comprehensive plan goals and/or policies:

The Library is an important public service in the City core and the neighborhoods. The Library is a key contributor to the quality of life of Spokane City residents. (ED 5.8,N1,N3,N7)

Location

Other Location

Downtown Library 906 West Main

Project Status

Active

Proposed 2022

External Factors

Maintenance

Maintenance of capital facilities, buildings and infrastructure has an impact on a Department's operating budget, and thus routine maintenance costs for new and ongoing projects are identified in the table below.

	2021	2022	2023	2024	2025	2026	Total
Expected Annual Maintenance	\$0	\$0	\$500	\$500	\$500	\$500	\$2,000

Maintenance Comments

Library/---

Replace Delivery Truck

LIB-2018-144

Spending

Project Phase	Prior Spending	2020	Estimated Spending							Total
			2021	2022	2023	2024	2025	2026	6 Year Total	
Purchases	\$0	\$0	\$0	\$70,000	\$0	\$0	\$0	\$0	\$70,000	\$70,000
Total	\$0	\$0	\$0	\$70,000	\$0	\$0	\$0	\$0	\$70,000	\$70,000

Funding

Funding Name	Source	Status*	Prior Funding	2020	Estimated Funding							Total
					2021	2022	2023	2024	2025	2026	6 Year Total	
Library	Unidentified	Unfunded	\$0	\$0	\$0	\$70,000	\$0	\$0	\$0	\$0	\$70,000	\$70,000
Total			\$0	\$0	\$0	\$70,000	\$0	\$0	\$0	\$0	\$70,000	\$70,000

- *Status definitions
- Unidentified: Funding source has not yet been determined
 - Identified: Funding source has been found, but not yet requested
 - Applied: Grant or loan application has been submitted, or budget has been requested
 - Awarded: Grant or loan has been offered but the contract has not yet been signed or budget has not yet been approved by Council
 - Encumbered: Project contract has been signed and funds have been allocated to spend on the project

PARKS & RECREATION DEPARTMENT

Parks & Recreation Division

Division Goals

The Parks and Recreation Division:

- provides and promotes a parks and recreation system advocating healthy lifestyles, accessibility, and the value of play
- develops and manages the responsible, efficient, and equitable use of resources leading to the sustainability of a strong and viable parks and recreation system
- stimulates the local economy through the provision of venues, events and activities which draw visitors and keeps local citizens close to home; well maintained and managed greenspaces that enhance property values; and the creation of employment opportunities
- honors the history and legacy of the Spokane parks system through celebration, preservation, and restoration
- demonstrates accountability and a collaborative culture through open communication, stakeholder participation, and transparent management practices
- encourages a sense of community and pride through the provision of a parks and recreation system that affords citizens social gathering places and spaces

Contact Information

Garrett Jones, Director

Name	Title	Telephone	email
Nick Hamad	Landscape Architect	363-5452	nhamad@spokanecity.org
Jason Conley	Executive Officer	625-6621	jkconley@spokanecity.org

Services Provided

Parks & Recreation maintains its rich history through the provision of an extensive system of parks, trails, recreation facilities, activities, and events. Several sections exist within the Division, charged with the management, operations, and maintenance of these services for the Spokane community. The Division has an annual 2020 operating budget of approximately \$21 million with \$15.1 million coming from the City General Fund and \$6.8 million in revenues generated from Division activities. Budget and policy setting authority is vested with a City Council appointed Park Board.

Background

Recreation: offers classes, camps, athletic leagues, lessons, and activities for all ages and abilities. This group also oversees six aquatic centers, 17 splash pads, and three sports complexes, and provides support for community and senior centers.

Riverfront Park: oversees the 53 acre urban park at the river falls. Highlights include the Loeff Carrousel, Numerica Skate Ribbon, Howard Street Promenade, and U.S. Pavilion – all recently renovated as part of the park's redevelopment. Beginning in Fall 2020, the group will also manage additional brand new park assets including the Ice Age Floods playground, wheels park, basketball court, the Providence Playscape all-inclusive playground, and additional art.

Park Operations: manages and maintains approximately 4,000 acres of land with nearly 1,000 acres in developed green space and facilities. This includes over 80 different park areas and some streetscapes such as parkways and boulevards. Operations has responsibility for over 60 playgrounds, 40 restroom buildings, nearly 200 sports facilities (ball diamonds, soccer/football fields, tennis courts, basketball courts, skate parks, horseshoe pits, volleyball courts, disc golf courses), 25 picnic shelters, 40 miles of trails, an equipment repair shop, and a maintenance facility. The Urban Forestry section oversees all City trees, including those in parks and the right-of-way, and Finch Arboretum. The Horticulture section manages and maintains a variety of formal gardens, Gaiser Conservatory, and greenhouses.

Golf: manages, operates, and maintains four championship golf courses including Indian Canyon, Downriver, Esmeralda, and the Creek at Qualchan. Golf operates as an enterprise fund and does not utilize public tax dollars.

Budget/Finance & Administration: provides support and guidance, including financial reporting and management, payroll, community outreach and marketing, park planning and project management services, and other administrative support.

Level of Service Standard

Current Level of Service standards call for 1.17 acres of Neighborhood Parks per 1,000 people, 1.49 acres of Community Parks per 1,000 people, and 2.59 acres of Major Parks per 1,000 people.

Parks & Recreation currently exceeds these level of service standards with 1.28 acres of neighborhood parks per 1,000 people, 1.61 acres of community parks per 1,000 people, and 3.08 acres of major parks per 1,000 people.

Neighborhood Parks are intended to provide both active and passive recreation for residents enjoying short daily leisure periods but should provide for most intensive use by children, family groups, and senior citizens. These parks are centrally located in neighborhoods with safe walking and bicycle access.

Community Parks offer diverse recreational opportunities depending on site suitability and community need. These parks may include areas suited for facilities such as athletic complexes and large swimming pools, natural features (such as bodies of water), and support walking, viewing, picnicking, and outdoor recreation. These parks are centrally located in neighborhoods with safe walking and bicycle access and are adjacent to a school when possible.

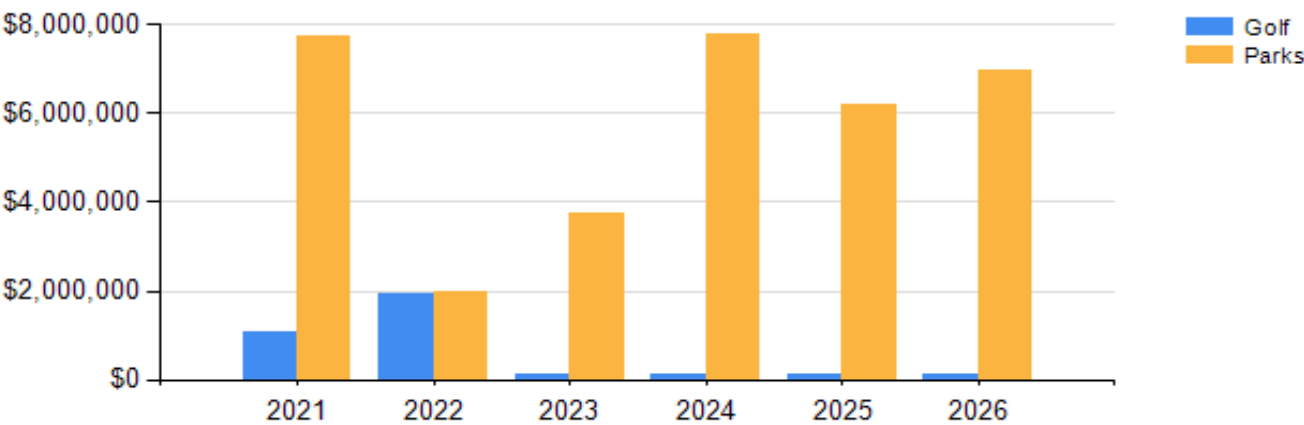
Major Parks are a large expanse of open land designed to provide natural scenery and unique features of citywide and regional interest as well as affording a pleasant environment and open space in which to engage in active and passive recreation.

Conservation Areas function to protect environmentally sensitive features such as steep slopes, unstable soils, and riverfront areas that may restrict land use. Generally maintained in a natural state, the facilities preserve significant views, provide wildlife sanctuary, and preserve lands in a natural state. Public access within conservation land is often limited.

Spending by Category Summary

Parks and Recreation

Category	2021	2022	2023	2024	2025	2026	Total
Golf	\$1,086,900	\$1,912,000	\$122,000	\$122,000	\$122,000	\$122,000	\$3,486,900
Parks	\$7,765,000	\$1,994,000	\$3,742,000	\$7,777,000	\$6,215,000	\$6,960,000	\$34,453,000
Total	\$8,851,900	\$3,906,000	\$3,864,000	\$7,899,000	\$6,337,000	\$7,082,000	\$37,939,900



Funding Summary by Project

Parks and Recreation

Golf											
Project Name	Funding Source	To Date	2020	2021	2022	2023	2024	2025	2026	6 Year Estimate	Project Total
Golf - Computer/Hardware Replacement Funding	Golf Fund Capital	\$30,000	\$10,000	\$10,000	\$10,000	\$10,000	\$10,000	\$10,000	\$10,000	\$60,000	\$100,000
	Total	\$30,000	\$10,000	\$10,000	\$10,000	\$10,000	\$10,000	\$10,000	\$10,000	\$60,000	\$100,000
Golf - Equipment Lease to Own	Golf Fund Capital	\$234,556	\$93,790	\$106,900	\$72,000	\$72,000	\$72,000	\$72,000	\$72,000	\$466,900	\$795,246
	Total	\$234,556	\$93,790	\$106,900	\$72,000	\$72,000	\$72,000	\$72,000	\$72,000	\$466,900	\$795,246
Golf - Equipment Purchases	Golf Fund Capital	\$236,000	\$160,000	\$40,000	\$40,000	\$40,000	\$40,000	\$40,000	\$40,000	\$240,000	\$636,000
	Total	\$236,000	\$160,000	\$40,000	\$40,000	\$40,000	\$40,000	\$40,000	\$40,000	\$240,000	\$636,000
Golf - Golf Course Strategic Investments	SIP	\$4,600,000	\$180,000	\$930,000	\$1,790,000	\$0	\$0	\$0	\$0	\$2,720,000	\$7,500,000
	Total	\$4,600,000	\$180,000	\$930,000	\$1,790,000	\$0	\$0	\$0	\$0	\$2,720,000	\$7,500,000
Category Total		\$5,100,556	\$443,790	\$1,086,900	\$1,912,000	\$122,000	\$122,000	\$122,000	\$122,000	\$3,486,900	\$9,031,246

Parks											
Project Name	Funding Source	To Date	2020	2021	2022	2023	2024	2025	2026	6 Year Estimate	Project Total
Adm - Beacon Hill Trail System Preservation Land Acquisition	County Conservation Futures	\$0	\$0	\$1,140,000	\$0	\$0	\$0	\$0	\$0	\$1,140,000	\$1,140,000
	Donation - Evergreen	\$0	\$0	\$15,000	\$0	\$0	\$0	\$0	\$0	\$15,000	\$15,000
	Donation - INLC	\$0	\$0	\$15,000	\$0	\$0	\$0	\$0	\$0	\$15,000	\$15,000
	Donation - Local Utility	\$0	\$0	\$200,000	\$0	\$0	\$0	\$0	\$0	\$200,000	\$200,000
	Grant - RCO LWCF	\$0	\$0	\$500,000	\$0	\$0	\$0	\$0	\$0	\$500,000	\$500,000
	Grant - RCO WWRP	\$0	\$0	\$1,000,000	\$0	\$0	\$0	\$0	\$0	\$1,000,000	\$1,000,000
	Total	\$0	\$0	\$2,870,000	\$0	\$0	\$0	\$0	\$0	\$2,870,000	\$2,870,000
Adm - Computer/Hardware Replacement - System Wide	Park Fund Capital	\$152,000	\$40,000	\$50,000	\$50,000	\$50,000	\$50,000	\$50,000	\$50,000	\$300,000	\$492,000
	Total	\$152,000	\$40,000	\$50,000	\$50,000	\$50,000	\$50,000	\$50,000	\$50,000	\$300,000	\$492,000
Adm - Miscellaneous Minor Projects - System Wide	Park Fund Capital	\$160,000	\$0	\$0	\$0	\$50,000	\$50,000	\$50,000	\$50,000	\$200,000	\$360,000
	Total	\$160,000	\$0	\$0	\$0	\$50,000	\$50,000	\$50,000	\$50,000	\$200,000	\$360,000

Funding Summary by Project

Parks and Recreation

Parks (continued)											
Project Name	Funding Source	To Date	2020	2021	2022	2023	2024	2025	2026	6 Year Estimate	Project Total
Adm - Park and Open Space Plan Update	Park Fund Capital	\$0	\$30,000	\$260,000	\$0	\$0	\$0	\$0	\$0	\$260,000	\$290,000
	Total	\$0	\$30,000	\$260,000	\$0	\$0	\$0	\$0	\$0	\$260,000	\$290,000
Adm - Park Operations Annex and Storage	Park Fund Capital	\$30,000	\$0	\$0	\$0	\$0	\$0	\$150,000	\$100,000	\$250,000	\$280,000
	Total	\$30,000	\$0	\$0	\$0	\$0	\$0	\$150,000	\$100,000	\$250,000	\$280,000
Adm - Park Planning Neighborhood Matching Funds	Park Fund Capital	\$122,500	\$0	\$0	\$0	\$50,000	\$100,000	\$50,000	\$0	\$200,000	\$322,500
	Total	\$122,500	\$0	\$0	\$0	\$50,000	\$100,000	\$50,000	\$0	\$200,000	\$322,500
Adm - Park Wide Trailhead Improvements	County Conservation Futures	\$0	\$0	\$0	\$0	\$0	\$30,000	\$0	\$30,000	\$60,000	\$60,000
	Park Fund Capital	\$0	\$0	\$0	\$0	\$30,000	\$150,000	\$30,000	\$150,000	\$360,000	\$360,000
	Total	\$0	\$0	\$0	\$0	\$30,000	\$180,000	\$30,000	\$180,000	\$420,000	\$420,000
Adm - Parkwide Water Conservation Projects	WWM Ops	\$55,000	\$870,000	\$100,000	\$0	\$0	\$0	\$0	\$0	\$100,000	\$1,025,000
	Total	\$55,000	\$870,000	\$100,000	\$0	\$0	\$0	\$0	\$0	\$100,000	\$1,025,000
Adm - Property Acquisition Related Expenses - System Wide	Park Fund Capital	\$50,000	\$0	\$0	\$0	\$20,000	\$20,000	\$10,000	\$20,000	\$70,000	\$120,000
	Total	\$50,000	\$0	\$0	\$0	\$20,000	\$20,000	\$10,000	\$20,000	\$70,000	\$120,000
Adm - Recycling Equipment Purchase/Install	Park Fund Capital	\$5,000	\$0	\$0	\$0	\$0	\$20,000	\$20,000	\$0	\$40,000	\$45,000
	Total	\$5,000	\$0	\$0	\$0	\$0	\$20,000	\$20,000	\$0	\$40,000	\$45,000
Adm - Safer Sidewalks to Schools & Bus Stops	Park Fund Capital	\$75,000	\$0	\$0	\$0	\$60,000	\$60,000	\$60,000	\$0	\$180,000	\$255,000
	Total	\$75,000	\$0	\$0	\$0	\$60,000	\$60,000	\$60,000	\$0	\$180,000	\$255,000
Adm - Wheel Park Improvements	2014 Park Bond	\$93,000	\$255,000	\$30,000	\$0	\$0	\$0	\$0	\$0	\$30,000	\$378,000
	Total	\$93,000	\$255,000	\$30,000	\$0	\$0	\$0	\$0	\$0	\$30,000	\$378,000
Ops - Asphalt Repair - Park Drives	Park Fund Capital	\$0	\$0	\$0	\$0	\$0	\$50,000	\$100,000	\$50,000	\$200,000	\$200,000
	Total	\$0	\$0	\$0	\$0	\$0	\$50,000	\$100,000	\$50,000	\$200,000	\$200,000
Ops - Asphalt Surface Maintenance and Repairs	Park Fund Capital	\$0	\$0	\$0	\$0	\$40,000	\$0	\$40,000	\$0	\$80,000	\$80,000
	Total	\$0	\$0	\$0	\$0	\$40,000	\$0	\$40,000	\$0	\$80,000	\$80,000

Funding Summary by Project

Parks and Recreation

Parks (continued)											
Project Name	Funding Source	To Date	2020	2021	2022	2023	2024	2025	2026	6 Year Estimate	Project Total
Ops - Asphalt Trails & Paths	Park Fund Capital	\$0	\$0	\$0	\$0	\$0	\$0	\$50,000	\$0	\$50,000	\$50,000
	Total	\$0	\$0	\$0	\$0	\$0	\$0	\$50,000	\$0	\$50,000	\$50,000
Ops - Audubon Park Irrigation	Park Fund Capital	\$15,000	\$0	\$0	\$30,000	\$0	\$0	\$0	\$0	\$30,000	\$45,000
	Unidentified	\$0	\$0	\$0	\$0	\$405,000	\$405,000	\$0	\$0	\$810,000	\$810,000
	Total	\$15,000	\$0	\$0	\$30,000	\$405,000	\$405,000	\$0	\$0	\$840,000	\$855,000
Ops - Boat Launch/River Access	Grant - RCO	\$0	\$0	\$0	\$0	\$10,000	\$90,000	\$350,000	\$0	\$450,000	\$450,000
	Park Fund Capital	\$0	\$0	\$0	\$0	\$0	\$0	\$0	\$0	\$0	\$0
	Total	\$0	\$0	\$0	\$0	\$10,000	\$90,000	\$350,000	\$0	\$450,000	\$450,000
Ops - Cannon Hill Park Irrigation & Pond	Park Fund Capital	\$0	\$0	\$0	\$0	\$25,000	\$50,000	\$0	\$0	\$75,000	\$75,000
	Park Fund Capital	\$0	\$0	\$0	\$0	\$0	\$0	\$850,000	\$0	\$850,000	\$850,000
	Total	\$0	\$0	\$0	\$0	\$25,000	\$50,000	\$850,000	\$0	\$925,000	\$925,000
Ops - Coeur d'Alene Park Irrigation	Park Fund Capital	\$0	\$0	\$0	\$0	\$0	\$30,000	\$0	\$0	\$30,000	\$30,000
	Park Fund Capital	\$0	\$0	\$0	\$0	\$0	\$0	\$450,000	\$0	\$450,000	\$450,000
	Total	\$0	\$0	\$0	\$0	\$0	\$30,000	\$450,000	\$0	\$480,000	\$480,000
Ops - Comstock Park Irrigation	Park Fund Capital	\$0	\$0	\$0	\$30,000	\$0	\$0	\$0	\$0	\$30,000	\$30,000
	Total	\$0	\$0	\$0	\$30,000	\$0	\$0	\$0	\$0	\$30,000	\$30,000
Ops - Dog Park Development	Park Fund Capital	\$0	\$10,000	\$0	\$0	\$0	\$25,000	\$125,000	\$0	\$150,000	\$160,000
	Total	\$0	\$10,000	\$0	\$0	\$0	\$25,000	\$125,000	\$0	\$150,000	\$160,000
Ops - Don Kardong Bridge	Donation - FOCT	\$75,000	\$0	\$0	\$50,000	\$0	\$0	\$0	\$0	\$50,000	\$125,000
	Donation - Private	\$0	\$0	\$0	\$70,000	\$0	\$0	\$0	\$0	\$70,000	\$70,000
	Grant - RCO WWRP	\$25,000	\$115,000	\$0	\$586,000	\$0	\$0	\$0	\$0	\$586,000	\$726,000
	Grant - U District	\$0	\$0	\$0	\$75,000	\$0	\$0	\$0	\$0	\$75,000	\$75,000
	Park Fund Capital	\$0	\$0	\$10,000	\$861,000	\$0	\$0	\$0	\$0	\$871,000	\$871,000
	Total	\$100,000	\$115,000	\$10,000	\$1,642,000	\$0	\$0	\$0	\$0	\$1,652,000	\$1,867,000
Ops - Fish Lake Trail Connection	Grant - RCO	\$0	\$0	\$0	\$0	\$0	\$0	\$1,850,000	\$0	\$1,850,000	\$1,850,000
	Park Fund Capital	\$0	\$0	\$0	\$0	\$0	\$75,000	\$0	\$0	\$75,000	\$75,000
	Total	\$0	\$0	\$0	\$0	\$0	\$75,000	\$1,850,000	\$0	\$1,925,000	\$1,925,000

Funding Summary by Project

Parks and Recreation

Parks (continued)											
Project Name	Funding Source	To Date	2020	2021	2022	2023	2024	2025	2026	6 Year Estimate	Project Total
Ops - Fish Lake Trail Phase 3B	Unidentified	\$0	\$0	\$0	\$0	\$0	\$0	\$560,000	\$4,500,000	\$5,060,000	\$5,060,000
	Total	\$0	\$0	\$0	\$0	\$0	\$0	\$560,000	\$4,500,000	\$5,060,000	\$5,060,000
Ops - Franklin Park Irrigation	Park Fund Capital	\$50,000	\$0	\$0	\$50,000	\$0	\$0	\$0	\$0	\$50,000	\$100,000
	Total	\$50,000	\$0	\$0	\$50,000	\$0	\$0	\$0	\$0	\$50,000	\$100,000
Ops - Friends of Manito Improvement Projects	Park Fund Capital	\$160,000	\$0	\$0	\$0	\$40,000	\$0	\$40,000	\$0	\$80,000	\$240,000
	Total	\$160,000	\$0	\$0	\$0	\$40,000	\$0	\$40,000	\$0	\$80,000	\$240,000
Ops - High Bridge Disc Golf Course Renovation Project	Park Fund Capital	\$0	\$0	\$0	\$0	\$0	\$70,000	\$0	\$0	\$70,000	\$70,000
	Total	\$0	\$0	\$0	\$0	\$0	\$70,000	\$0	\$0	\$70,000	\$70,000
Ops - Liberty Park Playground Improvement	Library Fund	\$0	\$0	\$175,000	\$0	\$0	\$0	\$0	\$0	\$175,000	\$175,000
	Park Fund Capital	\$0	\$0	\$0	\$100,000	\$0	\$0	\$0	\$0	\$100,000	\$100,000
	Total	\$0	\$0	\$175,000	\$100,000	\$0	\$0	\$0	\$0	\$275,000	\$275,000
Ops - Manito Japanese Garden Pond	WWM Ops	\$15,000	\$285,000	\$30,000	\$0	\$0	\$0	\$0	\$0	\$30,000	\$330,000
	Total	\$15,000	\$285,000	\$30,000	\$0	\$0	\$0	\$0	\$0	\$30,000	\$330,000
Ops - Manito Park Irrigation	Park Fund Capital	\$18,000	\$0	\$0	\$0	\$20,000	\$0	\$0	\$0	\$20,000	\$38,000
	Unidentified	\$0	\$0	\$0	\$0	\$0	\$500,000	\$0	\$0	\$500,000	\$500,000
	Total	\$18,000	\$0	\$0	\$0	\$20,000	\$500,000	\$0	\$0	\$520,000	\$538,000
Ops - Meadowglen Park Development	Grant - RCO	\$0	\$0	\$0	\$0	\$0	\$2,500,000	\$0	\$0	\$2,500,000	\$2,500,000
	Park Fund Capital	\$0	\$15,000	\$0	\$0	\$0	\$0	\$0	\$0	\$0	\$15,000
	Park Fund Capital	\$0	\$0	\$0	\$0	\$350,000	\$2,500,000	\$0	\$0	\$2,850,000	\$2,850,000
	Total	\$0	\$15,000	\$0	\$0	\$350,000	\$5,000,000	\$0	\$0	\$5,350,000	\$5,365,000
Ops - Park Irrigation Vaults	Park Fund Capital	\$20,000	\$0	\$0	\$0	\$50,000	\$50,000	\$25,000	\$25,000	\$150,000	\$170,000
	Total	\$20,000	\$0	\$0	\$0	\$50,000	\$50,000	\$25,000	\$25,000	\$150,000	\$170,000
Ops - Park System Lighting Upgrade	Park Fund Capital	\$75,000	\$0	\$0	\$0	\$50,000	\$200,000	\$50,000	\$200,000	\$500,000	\$575,000
	Total	\$75,000	\$0	\$0	\$0	\$50,000	\$200,000	\$50,000	\$200,000	\$500,000	\$575,000

Funding Summary by Project

Parks and Recreation

Parks (continued)											
Project Name	Funding Source	To Date	2020	2021	2022	2023	2024	2025	2026	6 Year Estimate	Project Total
Ops - Park Trail Improvements - Latah Hangman Valley	Grant - RCO	\$0	\$0	\$0	\$0	\$0	\$0	\$0	\$200,000	\$200,000	\$200,000
	Park Fund Capital	\$0	\$0	\$0	\$0	\$0	\$0	\$20,000	\$0	\$20,000	\$20,000
	Total	\$0	\$0	\$0	\$0	\$0	\$0	\$20,000	\$200,000	\$220,000	\$220,000
Ops - Park Wide Park Entries and Accessibility	Park Fund Capital	\$0	\$0	\$0	\$0	\$0	\$25,000	\$75,000	\$0	\$100,000	\$100,000
	Total	\$0	\$0	\$0	\$0	\$0	\$25,000	\$75,000	\$0	\$100,000	\$100,000
Ops - Park-Wide Irrigation Controller Upgrades	Park Fund Capital	\$40,000	\$0	\$0	\$0	\$30,000	\$30,000	\$30,000	\$30,000	\$120,000	\$160,000
	Total	\$40,000	\$0	\$0	\$0	\$30,000	\$30,000	\$30,000	\$30,000	\$120,000	\$160,000
Ops - Playground Replacements	Park Fund Capital	\$360,000	\$0	\$0	\$0	\$200,000	\$100,000	\$100,000	\$200,000	\$600,000	\$960,000
	Total	\$360,000	\$0	\$0	\$0	\$200,000	\$100,000	\$100,000	\$200,000	\$600,000	\$960,000
Ops - Sidewalk Replacement	Park Fund Capital	\$80,000	\$0	\$0	\$0	\$20,000	\$30,000	\$30,000	\$30,000	\$110,000	\$190,000
	Total	\$80,000	\$0	\$0	\$0	\$20,000	\$30,000	\$30,000	\$30,000	\$110,000	\$190,000
Ops - Sky Prairie Ped/Bike Connection Plan	Grant - RCO	\$0	\$0	\$0	\$0	\$0	\$0	\$0	\$200,000	\$200,000	\$200,000
	Park Fund Capital	\$0	\$0	\$0	\$0	\$0	\$0	\$50,000	\$0	\$50,000	\$50,000
	Total	\$0	\$0	\$0	\$0	\$0	\$0	\$50,000	\$200,000	\$250,000	\$250,000
Rec - Dwight Merkel / Albi Stadium Replacement Coordination	Park Fund Capital	\$0	\$0	\$0	\$5,000	\$0	\$0	\$0	\$0	\$5,000	\$5,000
	Total	\$0	\$0	\$0	\$5,000	\$0	\$0	\$0	\$0	\$5,000	\$5,000
Rec - Dwight Merkel Complex BMX Pump Track	Grant - RCO	\$0	\$0	\$0	\$0	\$0	\$30,000	\$270,000	\$0	\$300,000	\$300,000
	Park Fund Capital	\$0	\$0	\$0	\$0	\$0	\$0	\$0	\$0	\$0	\$0
	Total	\$0	\$0	\$0	\$0	\$0	\$30,000	\$270,000	\$0	\$300,000	\$300,000
Rec - Franklin Park Tennis/Pickleball Court Development	Grant - RCO	\$0	\$0	\$0	\$0	\$185,000	\$0	\$0	\$0	\$185,000	\$185,000
	Park Fund Capital	\$0	\$0	\$0	\$20,000	\$185,000	\$0	\$0	\$0	\$205,000	\$205,000
	Total	\$0	\$0	\$0	\$20,000	\$370,000	\$0	\$0	\$0	\$390,000	\$390,000
Rec - Franklin Park Youth Softball Field Light & Furnishings	Grant - RCO	\$0	\$0	\$0	\$0	\$0	\$10,000	\$40,000	\$400,000	\$450,000	\$450,000
	Park Fund Capital	\$0	\$0	\$0	\$0	\$0	\$0	\$35,000	\$0	\$35,000	\$35,000
	Total	\$0	\$0	\$0	\$0	\$0	\$10,000	\$75,000	\$400,000	\$485,000	\$485,000

Funding Summary by Project

Parks and Recreation

Parks (continued)											
Project Name	Funding Source	To Date	2020	2021	2022	2023	2024	2025	2026	6 Year Estimate	Project Total
Rec - Minnehaha Trail Head/Parking Lot	Grant - RCO	\$0	\$0	\$0	\$0	\$0	\$0	\$65,000	\$500,000	\$565,000	\$565,000
	Park Fund Capital	\$0	\$0	\$0	\$0	\$0	\$20,000	\$0	\$0	\$20,000	\$20,000
	Total	\$0	\$0	\$0	\$0	\$0	\$20,000	\$65,000	\$500,000	\$585,000	\$585,000
Rec - Sekani Parking and Utility Improvements	Grant - RCO	\$0	\$0	\$0	\$0	\$0	\$100,000	\$0	\$30,000	\$130,000	\$130,000
	Park Fund Capital	\$0	\$0	\$0	\$0	\$30,000	\$100,000	\$0	\$0	\$130,000	\$130,000
	Total	\$0	\$0	\$0	\$0	\$30,000	\$200,000	\$0	\$30,000	\$260,000	\$260,000
Rec - Thornton Murphy Youth Baseball Renovation Project	Grant - RCO	\$0	\$0	\$0	\$0	\$0	\$0	\$200,000	\$0	\$200,000	\$200,000
	Park Fund Capital	\$0	\$0	\$0	\$0	\$0	\$40,000	\$200,000	\$0	\$240,000	\$240,000
	Total	\$0	\$0	\$0	\$0	\$0	\$40,000	\$400,000	\$0	\$440,000	\$440,000
Rec - Youth Baseball Field Improvements	Park Fund Capital	\$75,000	\$0	\$0	\$0	\$0	\$50,000	\$50,000	\$0	\$100,000	\$175,000
	Total	\$75,000	\$0	\$0	\$0	\$0	\$50,000	\$50,000	\$0	\$100,000	\$175,000
RFP - 2014 Bond Projects	2014 Park Bond	\$56,800,000	\$10,250,000	\$1,000,000	\$0	\$0	\$0	\$0	\$0	\$1,000,000	\$68,050,000
	Total	\$56,800,000	\$10,250,000	\$1,000,000	\$0	\$0	\$0	\$0	\$0	\$1,000,000	\$68,050,000
RFP - Non-Bond Projects	Arterial Street Fund	\$0	\$469,000	\$0	\$0	\$0	\$0	\$0	\$0	\$0	\$469,000
	Donation - Parks Foundation	\$0	\$3,150,000	\$420,000	\$0	\$0	\$0	\$0	\$0	\$420,000	\$3,570,000
	Grant - EPA	\$0	\$200,000	\$0	\$0	\$0	\$0	\$0	\$0	\$0	\$200,000
	Grant - RCO LWCF	\$0	\$450,000	\$50,000	\$0	\$0	\$0	\$0	\$0	\$50,000	\$500,000
	Park Fund Capital	\$1,230,000	\$0	\$20,000	\$0	\$0	\$0	\$0	\$0	\$20,000	\$1,250,000
	Total	\$1,230,000	\$4,269,000	\$490,000	\$0	\$0	\$0	\$0	\$0	\$490,000	\$5,989,000
RFP - North Suspension Bridge	2014 Park Bond	\$0	\$0	\$500,000	\$0	\$0	\$0	\$0	\$0	\$500,000	\$500,000
	City Strategic Allocation	\$0	\$0	\$1,000,000	\$0	\$0	\$0	\$0	\$0	\$1,000,000	\$1,000,000
	Donation - Local Utility	\$104,000	\$0	\$0	\$0	\$0	\$0	\$0	\$0	\$0	\$104,000
	Grant - RCO ALEA	\$0	\$0	\$500,000	\$0	\$0	\$0	\$0	\$0	\$500,000	\$500,000
	Grant - WQTIF	\$0	\$0	\$500,000	\$0	\$0	\$0	\$0	\$0	\$500,000	\$500,000
	Park Fund Capital	\$0	\$0	\$250,000	\$0	\$0	\$0	\$0	\$0	\$250,000	\$250,000
	Total	\$104,000	\$0	\$2,750,000	\$0	\$0	\$0	\$0	\$0	\$2,750,000	\$2,854,000

Funding Summary by Project

Parks and Recreation

Parks (continued)											
Project Name	Funding Source	To Date	2020	2021	2022	2023	2024	2025	2026	6 Year Estimate	Project Total
RFP - South Suspension Bridge	Donation - Local Utility	\$104,000	\$0	\$0	\$0	\$0	\$0	\$0	\$0	\$0	\$104,000
	Grant - RCO LWCF ORLP	\$0	\$0	\$0	\$0	\$750,000	\$0	\$0	\$0	\$750,000	\$750,000
	Park Fund Capital	\$0	\$0	\$0	\$0	\$1,000,000	\$0	\$0	\$0	\$1,000,000	\$1,000,000
	Total	\$104,000	\$0	\$0	\$0	\$1,750,000	\$0	\$0	\$0	\$1,750,000	\$1,854,000
UF - Finch Arboretum Bridge	Park Fund Capital	\$42,000	\$0	\$0	\$0	\$0	\$0	\$120,000	\$0	\$120,000	\$162,000
	Total	\$42,000	\$0	\$0	\$0	\$0	\$0	\$120,000	\$0	\$120,000	\$162,000
UF - Finch Arboretum Entrance Improvements	Park Fund Capital	\$40,000	\$0	\$0	\$0	\$0	\$0	\$20,000	\$0	\$20,000	\$60,000
	Park Fund Capital	\$0	\$0	\$0	\$0	\$0	\$0	\$0	\$130,000	\$130,000	\$130,000
	Total	\$40,000	\$0	\$0	\$0	\$0	\$0	\$20,000	\$130,000	\$150,000	\$190,000
UF - Finch Arboretum Irrigation	Park Fund Capital	\$0	\$0	\$0	\$0	\$0	\$0	\$0	\$40,000	\$40,000	\$40,000
	Total	\$0	\$0	\$0	\$0	\$0	\$0	\$0	\$40,000	\$40,000	\$40,000
UF - Finch Arboretum Master Plan Priority Projects	Park Fund Capital	\$0	\$0	\$0	\$0	\$25,000	\$100,000	\$0	\$25,000	\$150,000	\$150,000
	Total	\$0	\$0	\$0	\$0	\$25,000	\$100,000	\$0	\$25,000	\$150,000	\$150,000
UF - Riverfront 2:1 Tree Replacement (Parkwide)	Park Fund Capital	\$0	\$0	\$0	\$67,000	\$67,000	\$67,000	\$0	\$0	\$201,000	\$201,000
	Total	\$0	\$0	\$0	\$67,000	\$67,000	\$67,000	\$0	\$0	\$201,000	\$201,000
UF - Susie Stephens Trail - Phase 1	Donation - Private	\$15,000	\$85,000	\$0	\$0	\$0	\$0	\$0	\$0	\$0	\$100,000
	Park Fund Capital	\$0	\$0	\$0	\$0	\$0	\$50,000	\$0	\$0	\$50,000	\$50,000
	Total	\$15,000	\$85,000	\$0	\$0	\$0	\$50,000	\$0	\$0	\$50,000	\$150,000
Category Total		\$60,085,500	\$16,224,000	\$7,765,000	\$1,994,000	\$3,742,000	\$7,777,000	\$6,215,000	\$6,960,000	\$34,453,000	\$110,762,500
Department Total		\$65,186,056	\$16,667,790	\$8,851,900	\$3,906,000	\$3,864,000	\$7,899,000	\$6,337,000	\$7,082,000	\$37,939,900	\$119,793,746
Percent Funded				83%	98%	56%	21%	24%	14%	46%	

Funding Summary by Department

Parks and Recreation

Funding Source	To Date	2020	2021	2022	2023	2024	2025	2026	6 Year Estimate	Funding Total
2014 Park Bond	\$93,000	\$255,000	\$530,000	\$0	\$0	\$0	\$0	\$0	\$530,000	\$878,000
2014 Park Bond	\$56,800,000	\$10,250,000	\$1,000,000	\$0	\$0	\$0	\$0	\$0	\$1,000,000	\$68,050,000
Arterial Street Fund	\$0	\$469,000	\$0	\$0	\$0	\$0	\$0	\$0	\$0	\$469,000
City Strategic Allocation	\$0	\$0	\$1,000,000	\$0	\$0	\$0	\$0	\$0	\$1,000,000	\$1,000,000
County Conservation Futures	\$0	\$0	\$1,140,000	\$0	\$0	\$30,000	\$0	\$30,000	\$1,200,000	\$1,200,000
Donation - Evergreen	\$0	\$0	\$15,000	\$0	\$0	\$0	\$0	\$0	\$15,000	\$15,000
Donation - FOCT	\$75,000	\$0	\$0	\$50,000	\$0	\$0	\$0	\$0	\$50,000	\$125,000
Donation - INLC	\$0	\$0	\$15,000	\$0	\$0	\$0	\$0	\$0	\$15,000	\$15,000
Donation - Local Utility	\$208,000	\$0	\$200,000	\$0	\$0	\$0	\$0	\$0	\$200,000	\$200,000
Donation - Parks Foundation	\$0	\$3,150,000	\$420,000	\$0	\$0	\$0	\$0	\$0	\$420,000	\$3,570,000
Donation - Private	\$15,000	\$85,000	\$0	\$70,000	\$0	\$0	\$0	\$0	\$70,000	\$170,000
Golf Fund Capital	\$500,556	\$263,790	\$156,900	\$122,000	\$122,000	\$122,000	\$122,000	\$122,000	\$766,900	\$806,900
Grant - EPA	\$0	\$200,000	\$0	\$0	\$0	\$0	\$0	\$0	\$0	\$200,000
Grant - RCO	\$0	\$0	\$0	\$0	\$195,000	\$2,730,000	\$2,775,000	\$1,330,000	\$7,030,000	\$7,030,000
Grant - RCO ALEA	\$0	\$0	\$500,000	\$0	\$0	\$0	\$0	\$0	\$500,000	\$500,000
Grant - RCO LWCF	\$0	\$450,000	\$550,000	\$0	\$0	\$0	\$0	\$0	\$550,000	\$550,000
Grant - RCO LWCF ORLP	\$0	\$0	\$0	\$0	\$750,000	\$0	\$0	\$0	\$750,000	\$750,000
Grant - RCO WWRP	\$25,000	\$115,000	\$1,000,000	\$586,000	\$0	\$0	\$0	\$0	\$1,586,000	\$1,586,000
Grant - U District	\$0	\$0	\$0	\$75,000	\$0	\$0	\$0	\$0	\$75,000	\$75,000
Grant - WQTIF	\$0	\$0	\$500,000	\$0	\$0	\$0	\$0	\$0	\$500,000	\$500,000
Library Fund	\$0	\$0	\$175,000	\$0	\$0	\$0	\$0	\$0	\$175,000	\$175,000
Park Fund Capital	\$2,799,500	\$95,000	\$590,000	\$1,213,000	\$2,392,000	\$4,112,000	\$2,880,000	\$1,100,000	\$12,287,000	\$12,479,000
SIP	\$4,600,000	\$180,000	\$930,000	\$1,790,000	\$0	\$0	\$0	\$0	\$2,720,000	\$7,500,000
Unidentified	\$0	\$0	\$0	\$0	\$405,000	\$905,000	\$560,000	\$4,500,000	\$6,370,000	\$6,370,000
WWM Ops	\$70,000	\$1,155,000	\$130,000	\$0	\$0	\$0	\$0	\$0	\$130,000	\$430,000
Department Total	\$65,186,056	\$16,667,790	\$8,851,900	\$3,906,000	\$3,864,000	\$7,899,000	\$6,337,000	\$7,082,000	\$37,939,900	\$119,793,746

Parks & Recreation Department Project Reports

Parks & Recreation 2021 - 2026

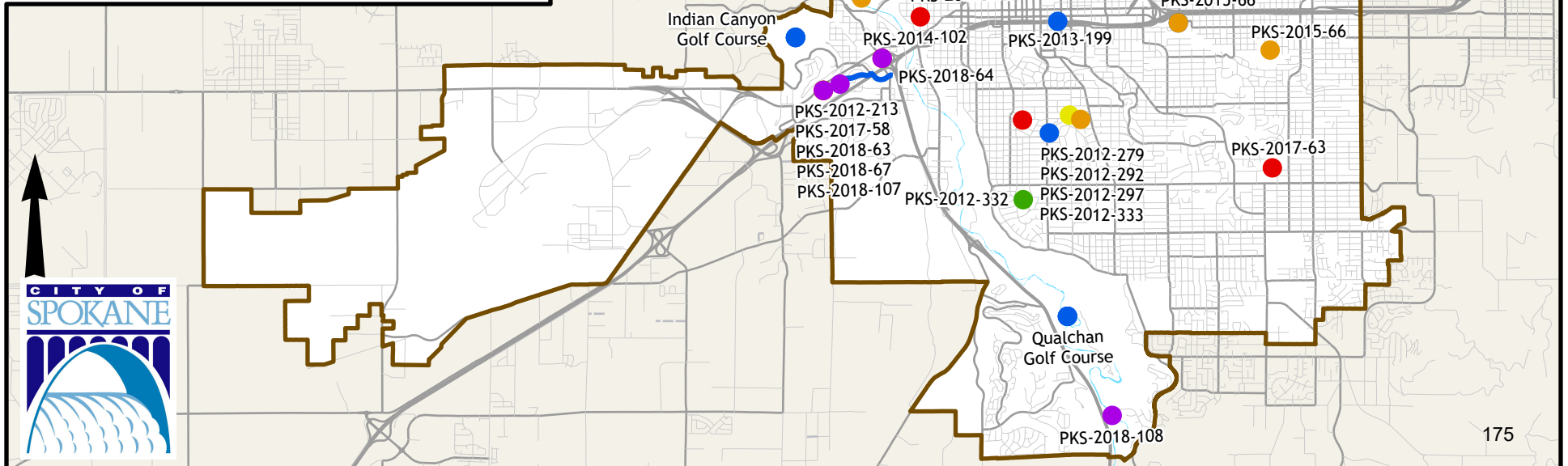
Parks: Citywide Projects

PKS-2012-287
 PKS-2012-291
 PKS-2012-325
 PKS-2012-326
 PKS-2012-327
 PKS-2012-334
 PKS-2013-188
 PKS-2013-197
 PKS-2014-101
 PKS-2014-105
 PKS-2015-65
 PKS-2016-152
 PKS-2016-153
 PKS-2017-52
 PKS-2017-53
 PKS-2017-54
 PKS-2017-55
 PKS-2017-56
 PKS-2019-43
 PKS-2020-56

Golf Course Projects (All Courses)

PKS-2013-66
 PKS-2013-69
 PKS-2016-142
 PKS-2016-143

Begin Year



Parks and Recreation/Golf**Golf - Computer/Hardware Replacement Funding**

PKS-2016-143

Executive Summary

Computer, hardware and software replacement are needed in Golf to sustain point of sale transactions at each City operated golf course. 2019 & 2020 upgraded internet hardware to Indian Canyon and Esmeralda. 2021 will focus on hardware replacements and IT infrastructure at all four courses.

Project Justification

Golf computer/hardware replacement has not been funded for years.

This project meets the following comprehensive plan goals and/or policies:

BIKE & PED CIRCULATION (PRS3), MAINTENANCE PROGRAM (PRS4), IND/OUTDOOR REC (PRS5), COORD. & COOPERATION (PRS6), PARKS SERVICE QUALITY (PRS7) ADEQUATE PUBLIC FACILITIES & SERVICES (CFU1), COORDINATION (CFU3)

Location

Other Location

All 4 Golf Courses -- Creek at Qualchan, Downriver, Esmeralda and Indian Canyon

Project Status

Active

Proposed

External Factors

Golf revenue and funding

Maintenance

Maintenance of capital facilities, buildings and infrastructure has an impact on a Department's operating budget, and thus routine maintenance costs for new and ongoing projects are identified in the table below.

	2021	2022	2023	2024	2025	2026	Total
Expected Annual Maintenance	\$0	\$0	\$0	\$0	\$0	\$0	\$0

Maintenance Comments

Parks and Recreation/Golf
Golf - Computer/Hardware Replacement Funding
PKS-2016-143

Spending

Project Phase	Prior Spending	2020	Estimated Spending							Total
			2021	2022	2023	2024	2025	2026	6 Year Total	
Purchases	\$30,000	\$10,000	\$10,000	\$10,000	\$10,000	\$10,000	\$10,000	\$10,000	\$60,000	\$100,000
Total	\$30,000	\$10,000	\$10,000	\$10,000	\$10,000	\$10,000	\$10,000	\$10,000	\$60,000	\$100,000

Funding

Funding Name	Source	Status*	Prior Funding	2020	Estimated Funding							Total
					2021	2022	2023	2024	2025	2026	6 Year Total	
Golf Fund Capital	Local	Funded	\$30,000	\$10,000	\$10,000	\$10,000	\$10,000	\$10,000	\$10,000	\$10,000	\$60,000	\$100,000
Total			\$30,000	\$10,000	\$10,000	\$10,000	\$10,000	\$10,000	\$10,000	\$10,000	\$60,000	\$100,000

- *Status definitions
- Unidentified: Funding source has not yet been determined
 - Identified: Funding source has been found, but not yet requested
 - Applied: Grant or loan application has been submitted, or budget has been requested
 - Awarded: Grant or loan has been offered but the contract has not yet been signed or budget has not yet been approved by Council
 - Encumbered: Project contract has been signed and funds have been allocated to spend on the project

Parks and Recreation/Golf
Golf - Equipment Lease to Own
PKS-2013-69

Executive Summary

Existing 5 Year lease-to-own contract for golf turf equipment including wide deck fairway mowers, rough mowers, putting green mowers, and utility carts, expiring in 2021. A new 5 year lease is planned for 2021-2026 for additional required on-course equipment.

Project Justification

Catching up for multiple years of reduced funding for turf equipment.

This project meets the following comprehensive plan goals and/or policies:

PARK & OPEN SPACE SYSTEM (PRS2), MAINTENANCE PROGRAM (PRS4), IND/OUTDOOR REC (PRS5), PARKS SERVICE QUALITY (PRS7) ADEQUATE PUBLIC FACILITIES & SERVICES (CFU1), ENVIRONMENTAL CONCERNS(CFU5)

Location

Other Location

All 4 Golf Courses -- Creek at Qualchan, Downriver, Esmeralda and Indian Canyon

Project Status

Active

Proposed

External Factors

Golf Revenue and Funding

Maintenance

Maintenance of capital facilities, buildings and infrastructure has an impact on a Department's operating budget, and thus routine maintenance costs for new and ongoing projects are identified in the table below.

	2021	2022	2023	2024	2025	2026	Total
Expected Annual Maintenance	\$0	\$0	\$0	\$0	\$0	\$0	\$0

Maintenance Comments

Parks and Recreation/Golf
Golf - Equipment Lease to Own
PKS-2013-69

Spending

Project Phase	Prior Spending	2020	Estimated Spending							Total
			2021	2022	2023	2024	2025	2026	6 Year Total	
Purchases	\$234,556	\$93,790	\$106,900	\$72,000	\$72,000	\$72,000	\$72,000	\$72,000	\$466,900	\$795,246
Total	\$234,556	\$93,790	\$106,900	\$72,000	\$72,000	\$72,000	\$72,000	\$72,000	\$466,900	\$795,246

Funding

Funding Name	Source	Status*	Prior Funding	2020	Estimated Funding							Total
					2021	2022	2023	2024	2025	2026	6 Year Total	
Golf Fund Capital	Local	Funded	\$234,556	\$93,790	\$106,900	\$72,000	\$72,000	\$72,000	\$72,000	\$72,000	\$466,900	\$795,246
Total			\$234,556	\$93,790	\$106,900	\$72,000	\$72,000	\$72,000	\$72,000	\$72,000	\$466,900	\$795,246

- *Status definitions
- Unidentified: Funding source has not yet been determined
 - Identified: Funding source has been found, but not yet requested
 - Applied: Grant or loan application has been submitted, or budget has been requested
 - Awarded: Grant or loan has been offered but the contract has not yet been signed or budget has not yet been approved by Council
 - Encumbered: Project contract has been signed and funds have been allocated to spend on the project

Parks and Recreation/Golf

Golf - Equipment Purchases

PKS-2013-66

Executive Summary

Various equipment purchases throughout the golf system. 2020 will purchase new a new fairway mower for Qualchan and or Indian Canyon.

Project Justification

Equipment replacement has lagged behind in recent years.

This project meets the following comprehensive plan goals and/or policies:

PRS 2, 4, 5, 7 CFU 1, 5 PARK & OPEN SPACE SYSTEM (PRS2), MAINTENANCE PROGRAM (PRS4), IND/OUTDOOR REC (PRS5), PARKS SERVICE QUALITY (PRS7) ADEQUATE PUBLIC FACILITIES & SERVICES (CFU1), ENVIRONMENTAL CONCERNS (CFU5)

Location

Other Location

All 4 Golf Courses -- Creek at Qualchan, Downriver, Esmeralda and Indian Canyon

Project Status

Active

Ongoing. 2018 purchased equipment for Esmeralda, 2019 purchased equipment for Qualchan, 2020 will purchase equipment for both Qualchan and Indian Canyon.

External Factors

Golf course revenue

Maintenance

Maintenance of capital facilities, buildings and infrastructure has an impact on a Department's operating budget, and thus routine maintenance costs for new and ongoing projects are identified in the table below.

	2021	2022	2023	2024	2025	2026	Total
Expected Annual Maintenance	\$0	\$0	\$0	\$0	\$0	\$0	\$0

Maintenance Comments

Parks and Recreation/Golf

Golf - Equipment Purchases

PKS-2013-66

Spending

Project Phase	Prior Spending	2020	Estimated Spending							Total
			2021	2022	2023	2024	2025	2026	6 Year Total	
Purchases	\$236,000	\$160,000	\$40,000	\$40,000	\$40,000	\$40,000	\$40,000	\$40,000	\$240,000	\$636,000
Total	\$236,000	\$160,000	\$40,000	\$40,000	\$40,000	\$40,000	\$40,000	\$40,000	\$240,000	\$636,000

Funding

Funding Name	Source	Status*	Prior Funding	2020	Estimated Funding							Total
					2021	2022	2023	2024	2025	2026	6 Year Total	
Golf Fund Capital	Local	Funded	\$236,000	\$160,000	\$40,000	\$40,000	\$40,000	\$40,000	\$40,000	\$40,000	\$240,000	\$636,000
Total			\$236,000	\$160,000	\$40,000	\$40,000	\$40,000	\$40,000	\$40,000	\$40,000	\$240,000	\$636,000

*Status definitions

- Unidentified: Funding source has not yet been determined
- Identified: Funding source has been found, but not yet requested
- Applied: Grant or loan application has been submitted, or budget has been requested
- Awarded: Grant or loan has been offered but the contract has not yet been signed or budget has not yet been approved by Council
- Encumbered: Project contract has been signed and funds have been allocated to spend on the project

Parks and Recreation/Golf

Golf - Golf Course Strategic Investments

PKS-2016-142

Executive Summary

Replace irrigation system replacements at Indian Canyon Golf Course, Esmeralda Golf Course, and Downriver Golf Course and install 'on-course' improvements. On-course improvements may include green rebuilds, cart paths, tree removal & pruning, etc.

Project Justification

Current irrigation systems well exceed their life span, require manual operation (night watermen), and are extremely inefficient.

This project meets the following comprehensive plan goals and/or policies:

PARK & OPEN SPACE SYSTEM (PRS2), BIKE & PED CIRCULATION (PRS3), MAINTENANCE PROGRAM (PRS4), COORDINATION & COOPERATION (PRS6), PARKS SERVICE QUALITY (PRS7) ADEQUATE PUBLIC FACILITIES & SERVICES (CFU1), COORDINATION (CFU3), ENVIRONMENTAL CONCERNS (CFU5)

Location

Esmeralda Golf Course

Indian Canyon Golf Course, Esmeralda Golf Course, Downriver Golf Course, Qualchan Golf Course

Project Status

Active

Proposed, Funded. Irrigation replacement at Indian Canyon golf course completed in July of 2019. Irrigation replacement at Esmeralda golf course completed in April of 2020. Downriver golf course is irrigation is scheduled to begin in Fall 2021.

External Factors

Maintenance

Maintenance of capital facilities, buildings and infrastructure has an impact on a Department's operating budget, and thus routine maintenance costs for new and ongoing projects are identified in the table below.

	2021	2022	2023	2024	2025	2026	Total
Expected Annual Maintenance	\$0	\$0	\$0	\$0	\$0	\$0	\$0

Maintenance Comments

SIP loan to be repaid by golf facility improvement fee.

Parks and Recreation/Golf

Golf - Golf Course Strategic Investments

PKS-2016-142

Spending

Project Phase	Prior Spending	2020	Estimated Spending							Total
			2021	2022	2023	2024	2025	2026	6 Year Total	
Construction	\$4,450,000	\$150,000	\$900,000	\$1,770,000	\$0	\$0	\$0	\$0	\$2,670,000	\$7,270,000
Design	\$150,000	\$30,000	\$30,000	\$20,000	\$0	\$0	\$0	\$0	\$50,000	\$230,000
Total	\$4,600,000	\$180,000	\$930,000	\$1,790,000	\$0	\$0	\$0	\$0	\$2,720,000	\$7,500,000

Funding

Funding Name	Source	Status*	Prior Funding	2020	Estimated Funding							Total
					2021	2022	2023	2024	2025	2026	6 Year Total	
SIP	Local	Funded	\$4,600,000	\$180,000	\$930,000	\$1,790,000	\$0	\$0	\$0	\$0	\$2,720,000	\$7,500,000
Total			\$4,600,000	\$180,000	\$930,000	\$1,790,000	\$0	\$0	\$0	\$0	\$2,720,000	\$7,500,000

- *Status definitions
- Unidentified: Funding source has not yet been determined
 - Identified: Funding source has been found, but not yet requested
 - Applied: Grant or loan application has been submitted, or budget has been requested
 - Awarded: Grant or loan has been offered but the contract has not yet been signed or budget has not yet been approved by Council
 - Encumbered: Project contract has been signed and funds have been allocated to spend on the project

Parks and Recreation/Parks
Adm - Beacon Hill Trail System Preservation Land Acquisition
PKS-2020-54

Executive Summary

This project will fund property acquisitions for the Beacon Hill trail system to ensure public access to existing trails. Project is in partnership with Spokane County.

Project Justification

A large portion of the existing Beacon Hill trail system is located atop privately-owned property. Project is in cooperation with Spokane County and other advocates to acquire privately-owned property to ensure public access to existing trails in perpetuity.

This project meets the following comprehensive plan goals and/or policies:

PRESERVATION & CONSERVATION (PRS 1), PARK & OPEN SPACE SYSTEM (PRS 2), TRAILS AND LINKAGES (PRS3), INDOOR & OUTDOOR RECREATIONAL OPPORTUNITIES (PRS5), JOINT PARK AND OPEN SPACE PLANNING (PRS6), PARKS SERVICE QUALITY (PRS7), OPEN SPACE (N5), THE ENVIRONMENT (N6).

Location

Other Location
Beacon Hill Trail System & Camp Sekani Park

Project Status

Active
Ongoing

External Factors

Award of state appropriated grant funds.

Maintenance

Maintenance of capital facilities, buildings and infrastructure has an impact on a Department's operating budget, and thus routine maintenance costs for new and ongoing projects are identified in the table below.

	2021	2022	2023	2024	2025	2026	Total
Expected Annual Maintenance	\$0	\$0	\$0	\$0	\$0	\$0	\$0

Maintenance Comments

All funding for this project provided by and billed directly to Spokane County or other partner organizations. City will not be required to fund land acquisition but will accept ownership of several parcels. Ongoing trail maintenance for newly acquired lands on parcels to be owned by city shall be conducted by private non-profit partner, Evergreen Mountain Bike Alliance through existing MOU with Spokane Parks.

Parks and Recreation/Parks

Adm - Beacon Hill Trail System Preservation Land Acquisition

PKS-2020-54

Spending

Project Phase	Prior Spending	2020	Estimated Spending							Total
			2021	2022	2023	2024	2025	2026	6 Year Total	
Land purchase	\$0	\$0	\$2,720,000	\$0	\$0	\$0	\$0	\$0	\$2,720,000	\$2,720,000
Planning	\$0	\$0	\$150,000	\$0	\$0	\$0	\$0	\$0	\$150,000	\$150,000
Total	\$0	\$0	\$2,870,000	\$0	\$0	\$0	\$0	\$0	\$2,870,000	\$2,870,000

Funding

Funding Name	Source	Status*	Prior Funding	2020	Estimated Funding							Total
					2021	2022	2023	2024	2025	2026	6 Year Total	
County Conservation Futures	Local	Funded	\$0	\$0	\$1,140,000	\$0	\$0	\$0	\$0	\$0	\$1,140,000	\$1,140,000
Donation - Evergreen	Private	Funded	\$0	\$0	\$15,000	\$0	\$0	\$0	\$0	\$0	\$15,000	\$15,000
Donation - INLC	Private	Funded	\$0	\$0	\$15,000	\$0	\$0	\$0	\$0	\$0	\$15,000	\$15,000
Donation - Local Utility	Private	Funded	\$0	\$0	\$200,000	\$0	\$0	\$0	\$0	\$0	\$200,000	\$200,000
Grant - RCO LWCF	Federal	Unfunded	\$0	\$0	\$500,000	\$0	\$0	\$0	\$0	\$0	\$500,000	\$500,000
Grant - RCO WWRP	State	Unfunded	\$0	\$0	\$1,000,000	\$0	\$0	\$0	\$0	\$0	\$1,000,000	\$1,000,000
Total			\$0	\$0	\$2,870,000	\$0	\$0	\$0	\$0	\$0	\$2,870,000	\$2,870,000

- *Status definitions
- Unidentified: Funding source has not yet been determined
 - Identified: Funding source has been found, but not yet requested
 - Applied: Grant or loan application has been submitted, or budget has been requested
 - Awarded: Grant or loan has been offered but the contract has not yet been signed or budget has not yet been approved by Council
 - Encumbered: Project contract has been signed and funds have been allocated to spend on the project

Parks and Recreation/Parks**Adm - Computer/Hardware Replacement - System Wide**

PKS-2012-291

Executive Summary

This project is to enable personal computers, printers, software and other computer-related equipment to be replaced on a regular cycle or as needed.

Project Justification

The Parks and Recreation Department's personal computers and other equipment is vital for communication, reporting, irrigation control, accounting, payroll, inventory, registrations, ticketing, etc. This equipment has a limited life and need to be replaced on an ongoing basis.

This project meets the following comprehensive plan goals and/or policies:

MAINTENANCE PROGRAM (PRS 4), ASSURE INDOOR & OUTDOOR REC (PRS 5), COORDINATION & COOPERATION (PRS 6), PARKS SERVICE QUALITY (PRS 7) ADEQUATE PUBLIC FACILITIES AND SERVICES (CFU 1), COORDINATION (CFU 3)

Location

Other Location

Parks and Recreation - Department Wide

Project Status

Active

Ongoing

External Factors

Working condition of current equipment, software updates, MIS Department requirements

Maintenance

Maintenance of capital facilities, buildings and infrastructure has an impact on a Department's operating budget, and thus routine maintenance costs for new and ongoing projects are identified in the table below.

	2021	2022	2023	2024	2025	2026	Total
Expected Annual Maintenance	\$0	\$0	\$0	\$0	\$0	\$0	\$0

Maintenance Comments

Annual maintenance costs are based on the MIS charge for PC and Printer support.

Parks and Recreation/Parks
Adm - Computer/Hardware Replacement - System Wide
PKS-2012-291

Spending

Project Phase	Prior Spending	2020	Estimated Spending							Total
			2021	2022	2023	2024	2025	2026	6 Year Total	
Purchases	\$152,000	\$40,000	\$50,000	\$50,000	\$50,000	\$50,000	\$50,000	\$50,000	\$300,000	\$492,000
Total	\$152,000	\$40,000	\$50,000	\$50,000	\$50,000	\$50,000	\$50,000	\$50,000	\$300,000	\$492,000

Funding

Funding Name	Source	Status*	Prior Funding	2020	Estimated Funding							Total
					2021	2022	2023	2024	2025	2026	6 Year Total	
Park Fund Capital	Local	Funded	\$152,000	\$40,000	\$50,000	\$50,000	\$50,000	\$50,000	\$50,000	\$50,000	\$300,000	\$492,000
Total			\$152,000	\$40,000	\$50,000	\$50,000	\$50,000	\$50,000	\$50,000	\$50,000	\$300,000	\$492,000

*Status definitions

- Unidentified: Funding source has not yet been determined
- Identified: Funding source has been found, but not yet requested
- Applied: Grant or loan application has been submitted, or budget has been requested
- Awarded: Grant or loan has been offered but the contract has not yet been signed or budget has not yet been approved by Council
- Encumbered: Project contract has been signed and funds have been allocated to spend on the project

Parks and Recreation/Parks
Adm - Miscellaneous Minor Projects - System Wide

PKS-2014-105

Executive Summary

Funding of various projects that do not exceed the \$60,000 threshold on their own merit. 2021 projects include infrastructure upgrades at existing neighborhood parks.

Project Justification

These minor projects would not be funded otherwise and there are some unforeseen opportunities that arise without advanced notice.

This project meets the following comprehensive plan goals and/or policies:

PARK AND OPEN SPACE SYSTEM (PRS 2)BICYCLE AND PEDESTRIAN CIRC. (PRS 3) ,MAINTENANCE PROGRAM (PRS 4), INDOOR & OUTDOOR REC (PRS 5), COORDINATION & COOPERATION (PRS 6), PARKS SERVICE QUALITY (PRS 7)ADEQUATE PUBLIC FACILITIES AND SERVICES (CFU 1), COORDINATION (CFU 3), ENVIRONMENTAL CONCERNS (CFU 5)

Location

Other Location
Department Wide

Project Status

Active
Ongoing

External Factors

na

Maintenance

Maintenance of capital facilities, buildings and infrastructure has an impact on a Department's operating budget, and thus routine maintenance costs for new and ongoing projects are identified in the table below.

	2021	2022	2023	2024	2025	2026	Total
Expected Annual Maintenance	\$0	\$0	\$0	\$0	\$0	\$0	\$0

Maintenance Comments

Parks and Recreation/Parks
Adm - Miscellaneous Minor Projects - System Wide
PKS-2014-105

Spending

Project Phase	Prior Spending	2020	Estimated Spending							Total
			2021	2022	2023	2024	2025	2026	6 Year Total	
Construction	\$160,000	\$0	\$0	\$0	\$50,000	\$50,000	\$50,000	\$50,000	\$200,000	\$360,000
Total	\$160,000	\$0	\$0	\$0	\$50,000	\$50,000	\$50,000	\$50,000	\$200,000	\$360,000

Funding

Funding Name	Source	Status*	Prior Funding	2020	Estimated Funding							Total
					2021	2022	2023	2024	2025	2026	6 Year Total	
Park Fund Capital	Local	Funded	\$160,000	\$0	\$0	\$0	\$50,000	\$50,000	\$50,000	\$50,000	\$200,000	\$360,000
Total			\$160,000	\$0	\$0	\$0	\$50,000	\$50,000	\$50,000	\$50,000	\$200,000	\$360,000

- *Status definitions
- Unidentified: Funding source has not yet been determined
 - Identified: Funding source has been found, but not yet requested
 - Applied: Grant or loan application has been submitted, or budget has been requested
 - Awarded: Grant or loan has been offered but the contract has not yet been signed or budget has not yet been approved by Council
 - Encumbered: Project contract has been signed and funds have been allocated to spend on the project

Parks and Recreation/Parks

Adm - Park and Open Space Plan Update

PKS-2017-52

Executive Summary

Update the Parks, Recreation and Open Spaces Plan in 2020-2021 to establish the vision, goals and action plan for the next six to ten years.

Project Justification

The Parks, Recreation and Open Spaces Plan must be updated every 6 years for the city to remain eligible to apply for state RCO and other grant funding. The document will also provide guidance for future park development.

This project meets the following comprehensive plan goals and/or policies:

PRESERVATION & CONSERVATION (PRS1), PARK & OPEN SPACE SYSTEM (PRS2), BIKE & PED CIRCULATION (PRS3), MAINTENANCE PROGRAM (PRS4), IND/OUTDOOR REC (PRS5), COORD. & COOPERATION (PRS6), PARKS SERVICE QUALITY (PRS7) ADEQUATE PUBLIC FACILITIES & SERVICES (CFU1), COORDINATION (CFU3), ENVIRO. CONCERNS (CFU5)

Location

Other Location

Parks and Recreation - Department Wide

Project Status

Active

Ongoing

External Factors

COVID-19 virus affecting delaying planned scheduled of public outreach activities, extending project completion from 2020 into 2021.

Maintenance

Maintenance of capital facilities, buildings and infrastructure has an impact on a Department's operating budget, and thus routine maintenance costs for new and ongoing projects are identified in the table below.

	2021	2022	2023	2024	2025	2026	Total
Expected Annual Maintenance	\$0	\$0	\$0	\$0	\$0	\$0	\$0

Maintenance Comments

Parks and Recreation/Parks
Adm - Park and Open Space Plan Update
PKS-2017-52

Spending

Project Phase	Prior Spending	2020	Estimated Spending							Total
			2021	2022	2023	2024	2025	2026	6 Year Total	
Planning	\$0	\$30,000	\$260,000	\$0	\$0	\$0	\$0	\$0	\$260,000	\$290,000
Total	\$0	\$30,000	\$260,000	\$0	\$0	\$0	\$0	\$0	\$260,000	\$290,000

Funding

Funding Name	Source	Status*	Prior Funding	2020	Estimated Funding							Total
					2021	2022	2023	2024	2025	2026	6 Year Total	
Park Fund Capital	Local	Funded	\$0	\$30,000	\$260,000	\$0	\$0	\$0	\$0	\$0	\$260,000	\$290,000
Total			\$0	\$30,000	\$260,000	\$0	\$0	\$0	\$0	\$0	\$260,000	\$290,000

*Status definitions

- Unidentified: Funding source has not yet been determined
- Identified: Funding source has been found, but not yet requested
- Applied: Grant or loan application has been submitted, or budget has been requested
- Awarded: Grant or loan has been offered but the contract has not yet been signed or budget has not yet been approved by Council
- Encumbered: Project contract has been signed and funds have been allocated to spend on the project

Parks and Recreation/Parks

Adm - Park Operations Annex and Storage

PKS-2015-65

Executive Summary

Proposed project for Urban Forestry, Recreation, Golf and RFP office space and storage. Currently, this equipment is stored in various locations in the city with some located at Riverfront Park but this space will be lost during the bond project. Urban Forestry is without a permanent home-base.

Project Justification

Efficiency of centrally located storage with combined support resources.

This project meets the following comprehensive plan goals and/or policies:

ADEQUATE PUBLIC FACILITIES & SERVICES (CFU 1), COORDINATION (CFU 3), ENVIRONMENTAL CONCERNS (CFU 5, PARK & OPEN SPACE SYSTEM (PRS 2), BICYCLE & PEDESTRIAN CIRCULATION (PRS 3), MAINTENANCE PROGRAM (PRS 4), COORDINATION & COOPERATION (PRS 6), PARKS SERVICE QUALITY (PRS 7).

Location

Other Location

To be determined (adjacent to the Park Ops Complex at 2304 E Mallon)

Project Status

Active

Proposed

External Factors

N A

Maintenance

Maintenance of capital facilities, buildings and infrastructure has an impact on a Department's operating budget, and thus routine maintenance costs for new and ongoing projects are identified in the table below.

	2021	2022	2023	2024	2025	2026	Total
Expected Annual Maintenance	\$0	\$0	\$0	\$0	\$0	\$0	\$0

Maintenance Comments

Parks and Recreation/Parks
Adm - Park Operations Annex and Storage
PKS-2015-65

Spending

Project Phase	Prior Spending	2020	Estimated Spending							Total
			2021	2022	2023	2024	2025	2026	6 Year Total	
Construction	\$0	\$0	\$0	\$0	\$0	\$0	\$150,000	\$100,000	\$250,000	\$250,000
Design	\$30,000	\$0	\$0	\$0	\$0	\$0	\$0	\$0	\$0	\$30,000
Total	\$30,000	\$0	\$0	\$0	\$0	\$0	\$150,000	\$100,000	\$250,000	\$280,000

Funding

Funding Name	Source	Status*	Prior Funding	2020	Estimated Funding							Total
					2021	2022	2023	2024	2025	2026	6 Year Total	
Park Fund Capital	---	Unfunded	\$30,000	\$0	\$0	\$0	\$0	\$0	\$150,000	\$100,000	\$250,000	\$280,000
Total			\$30,000	\$0	\$0	\$0	\$0	\$0	\$150,000	\$100,000	\$250,000	\$280,000

*Status definitions

- Unidentified: Funding source has not yet been determined
- Identified: Funding source has been found, but not yet requested
- Applied: Grant or loan application has been submitted, or budget has been requested
- Awarded: Grant or loan has been offered but the contract has not yet been signed or budget has not yet been approved by Council
- Encumbered: Project contract has been signed and funds have been allocated to spend on the project

Parks and Recreation/Parks

Adm - Park Planning Neighborhood Matching Funds

PKS-2016-152

Executive Summary

Neighborhood committees often request matching funds for neighborhood funding of projects that benefit Parks. The 2023 projects will augment Community Development Block Grant (CDBG) Funds to complete neighborhood park upgrades.

Project Justification

Augment CDBG funding allocated by neighborhood councils to park projects. CDBG allocations are frequently insufficient to fund the requested improvements.

This project meets the following comprehensive plan goals and/or policies:

PRESERVATION & CONSERVATION (PRS1), PARK & OPEN SPACE SYSTEM (PRS2), BICYCLE & PEDESTRIAN CIRCULATION (PRS3), MAINTENANCE PROGRAM (PRS4), COORDINATION & COOPERATION (PRS6), PARKS SERVICE QUALITY (PRS7) ADEQUATE PUBLIC FACILITIES & SERVICES (CFU1), COORDINATION (CFU3), ENVIRONMENTAL CONCERNS (CFU5).

Location

Other Location

Various Park Locations

Project Status

Active

Ongoing

External Factors

Neighborhood Funding

Maintenance

Maintenance of capital facilities, buildings and infrastructure has an impact on a Department's operating budget, and thus routine maintenance costs for new and ongoing projects are identified in the table below.

	2021	2022	2023	2024	2025	2026	Total
Expected Annual Maintenance	\$0	\$0	\$0	\$0	\$0	\$0	\$0

Maintenance Comments

Parks and Recreation/Parks

Adm - Park Planning Neighborhood Matching Funds

PKS-2016-152

Spending

Project Phase	Prior Spending	2020	Estimated Spending							Total
			2021	2022	2023	2024	2025	2026	6 Year Total	
Construction	\$122,500	\$0	\$0	\$0	\$50,000	\$100,000	\$50,000	\$0	\$200,000	\$322,500
Total	\$122,500	\$0	\$0	\$0	\$50,000	\$100,000	\$50,000	\$0	\$200,000	\$322,500

Funding

Funding Name	Source	Status*	Prior Funding	2020	Estimated Funding							Total
					2021	2022	2023	2024	2025	2026	6 Year Total	
Park Fund Capital	Local	Funded	\$122,500	\$0	\$0	\$0	\$50,000	\$100,000	\$50,000	\$0	\$200,000	\$322,500
Total			\$122,500	\$0	\$0	\$0	\$50,000	\$100,000	\$50,000	\$0	\$200,000	\$322,500

*Status definitions

- Unidentified: Funding source has not yet been determined
- Identified: Funding source has been found, but not yet requested
- Applied: Grant or loan application has been submitted, or budget has been requested
- Awarded: Grant or loan has been offered but the contract has not yet been signed or budget has not yet been approved by Council
- Encumbered: Project contract has been signed and funds have been allocated to spend on the project

Parks and Recreation/Parks
Adm - Park Wide Trailhead Improvements
PKS-2017-55

Executive Summary
Improve parking, signage, and visibility to various trailheads system wide.

Project Justification
To improve the parking surface & directional signage within unimproved trailheads. Improved surfacing provides a safer facility for users and increases trail capacity.
This project meets the following comprehensive plan goals and/or policies:
PARK & OPEN SPACE SYSTEM (PRS2), BIKE & PED CIRCULATION (PRS3), MAINTENANCE PROGRAM (PRS4), INDOOR/OUTDOOR RECREATION (PRS5), COORD. & COOPERATION (PRS6), PARKS SERVICE QUALITY (PRS7) ADEQUATE PUBLIC FACILITIES & SERVICES (CFU1), COORDINATION (CFU3), ENVIRO. CONCERNS (CFU5)

Location
Other Location
Parks and Recreation - System Wide

Project Status
Active
Ongoing

External Factors
N/A

Maintenance
Maintenance of capital facilities, buildings and infrastructure has an impact on a Department's operating budget, and thus routine maintenance costs for new and ongoing projects are identified in the table below.

	2021	2022	2023	2024	2025	2026	Total
Expected Annual Maintenance	\$0	\$0	\$0	\$0	\$0	\$0	\$0

Maintenance Comments

Parks and Recreation/Parks**Adm - Park Wide Trailhead Improvements**

PKS-2017-55

Spending

Project Phase	Prior Spending	2020	Estimated Spending							Total
			2021	2022	2023	2024	2025	2026	6 Year Total	
Construction	\$0	\$0	\$0	\$0	\$0	\$170,000	\$0	\$170,000	\$340,000	\$340,000
Design	\$0	\$0	\$0	\$0	\$20,000	\$0	\$20,000	\$0	\$40,000	\$40,000
Purchases	\$0	\$0	\$0	\$0	\$10,000	\$10,000	\$10,000	\$10,000	\$40,000	\$40,000
Total	\$0	\$0	\$0	\$0	\$30,000	\$180,000	\$30,000	\$180,000	\$420,000	\$420,000

Funding

Funding Name	Source	Status*	Prior Funding	2020	Estimated Funding							Total
					2021	2022	2023	2024	2025	2026	6 Year Total	
County Conservation Futures	Local	Funded	\$0	\$0	\$0	\$0	\$0	\$30,000	\$0	\$30,000	\$60,000	\$60,000
Park Fund Capital	Local	Funded	\$0	\$0	\$0	\$0	\$30,000	\$150,000	\$30,000	\$150,000	\$360,000	\$360,000
Total			\$0	\$0	\$0	\$0	\$30,000	\$180,000	\$30,000	\$180,000	\$420,000	\$420,000

***Status definitions**

- Unidentified: Funding source has not yet been determined
- Identified: Funding source has been found, but not yet requested
- Applied: Grant or loan application has been submitted, or budget has been requested
- Awarded: Grant or loan has been offered but the contract has not yet been signed or budget has not yet been approved by Council
- Encumbered: Project contract has been signed and funds have been allocated to spend on the project

Parks and Recreation/Parks
Adm - Parkwide Water Conservation Projects
PKS-2019-43

Executive Summary

Project will implement water conservation landscape modifications and infrastructure upgrades system wide to improve water consumption efficiency and reduce water use per acre of parkland. Parks staff will work with environmental programs staff to identify project locations and scope.

Project Justification

Spokane Parks is the largest single water consumer in the City of Spokane and desires to conserve water in conformance with City Strategic Initiative. Both landscape modifications and irrigation system upgrades are required to meet water conservation goals.

This project meets the following comprehensive plan goals and/or policies:

PRESERVATION & CONSERVATION (PRS1), PARK & OPEN SPACE SYSTEM (PRS2), MAINTENANCE PROGRAM (PRS4), INDOOR/OUTDOOR REC (PRS5), COORDINATION & COOPERATION (PRS6), PARKS SERVICE QUALITY (PRS7) ADEQUATE PUBLIC FACILITIES & SERVICES (CFU1), ENVIRONMENTAL CONCERNS (CFU5)

Location

Other Location
Multiple locations - Manito Park, Friendship Park.

Project Status

Active
Proposed.

External Factors

Available grant funding.

Maintenance

Maintenance of capital facilities, buildings and infrastructure has an impact on a Department's operating budget, and thus routine maintenance costs for new and ongoing projects are identified in the table below.

	2021	2022	2023	2024	2025	2026	Total
Expected Annual Maintenance	\$0	\$0	\$0	\$0	\$0	\$0	\$0

Maintenance Comments

Parks and Recreation/Parks

Adm - Parkwide Water Conservation Projects

PKS-2019-43

Spending

Project Phase	Prior Spending	2020	Estimated Spending							Total
			2021	2022	2023	2024	2025	2026	6 Year Total	
Construction	\$0	\$820,000	\$100,000	\$0	\$0	\$0	\$0	\$0	\$100,000	\$920,000
Design	\$55,000	\$50,000	\$0	\$0	\$0	\$0	\$0	\$0	\$0	\$105,000
Total	\$55,000	\$870,000	\$100,000	\$0	\$0	\$0	\$0	\$0	\$100,000	\$1,025,000

Funding

Funding Name	Source	Status*	Prior Funding	2020	Estimated Funding							Total
					2021	2022	2023	2024	2025	2026	6 Year Total	
WWM Ops	Local	Funded	\$55,000	\$870,000	\$100,000	\$0	\$0	\$0	\$0	\$0	\$100,000	\$1,025,000
Total			\$55,000	\$870,000	\$100,000	\$0	\$0	\$0	\$0	\$0	\$100,000	\$1,025,000

- *Status definitions
- Unidentified: Funding source has not yet been determined
 - Identified: Funding source has been found, but not yet requested
 - Applied: Grant or loan application has been submitted, or budget has been requested
 - Awarded: Grant or loan has been offered but the contract has not yet been signed or budget has not yet been approved by Council
 - Encumbered: Project contract has been signed and funds have been allocated to spend on the project

Parks and Recreation/Parks
Adm - Property Acquisition Related Expenses - System Wide
PKS-2013-197

Executive Summary
This project is to pay expense related to property acquisitions for potential Park Department property and Conservation Futures Program. Potential 2022 acquisitions have not been designated.

Project Justification
The Parks and Recreation Department is consistently acquiring land and assets and there are expense related to closing costs and title searches.
This project meets the following comprehensive plan goals and/or policies:
PRESERVATION & CONSERVATION (PRS 1), PARK & OPEN SPACE SYSETM (PRS 2).

Location
Other Location
Parks and Recreation - Department Wide

Project Status
Active
Ongoing

External Factors

Maintenance
Maintenance of capital facilities, buildings and infrastructure has an impact on a Department’s operating budget, and thus routine maintenance costs for new and ongoing projects are identified in the table below.

	2021	2022	2023	2024	2025	2026	Total
Expected Annual Maintenance	\$0	\$0	\$0	\$0	\$0	\$0	\$0

Maintenance Comments

Parks and Recreation/Parks
Adm - Property Acquisition Related Expenses - System Wide
PKS-2013-197

Spending

Project Phase	Prior Spending	2020	Estimated Spending							Total
			2021	2022	2023	2024	2025	2026	6 Year Total	
Land purchase	\$50,000	\$0	\$0	\$0	\$20,000	\$20,000	\$10,000	\$20,000	\$70,000	\$120,000
Total	\$50,000	\$0	\$0	\$0	\$20,000	\$20,000	\$10,000	\$20,000	\$70,000	\$120,000

Funding

Funding Name	Source	Status*	Prior Funding	2020	Estimated Funding							Total
					2021	2022	2023	2024	2025	2026	6 Year Total	
Park Fund Capital	Local	Funded	\$50,000	\$0	\$0	\$0	\$20,000	\$20,000	\$10,000	\$20,000	\$70,000	\$120,000
Total			\$50,000	\$0	\$0	\$0	\$20,000	\$20,000	\$10,000	\$20,000	\$70,000	\$120,000

- *Status definitions
- Unidentified: Funding source has not yet been determined
 - Identified: Funding source has been found, but not yet requested
 - Applied: Grant or loan application has been submitted, or budget has been requested
 - Awarded: Grant or loan has been offered but the contract has not yet been signed or budget has not yet been approved by Council
 - Encumbered: Project contract has been signed and funds have been allocated to spend on the project

Parks and Recreation/Parks
Adm - Recycling Equipment Purchase/Install
PKS-2013-188

Executive Summary
Install permanent recycling/waste containers throughout the park system

Project Justification
Recycling is unavailable in most parks
This project meets the following comprehensive plan goals and/or policies:
PRESERVATION & CONSERVATION (PRS1), MAINTENANCE PROGRAM (PRS4), COORDINATION & COOPERATION (PRS6), PARKS SERVICE QUALITY (PRS7) ADEQUATE PUBLIC FACILITIES & SERVICES (CFU1), COORDINATION (CFU3), ENVIRONMENTAL CONCERNS (CFU 5)

Location
Other Location
Department wide

Project Status
Active
Proposed

External Factors
n/a

Maintenance
Maintenance of capital facilities, buildings and infrastructure has an impact on a Department’s operating budget, and thus routine maintenance costs for new and ongoing projects are identified in the table below.

	2021	2022	2023	2024	2025	2026	Total
Expected Annual Maintenance	\$0	\$0	\$0	\$0	\$0	\$0	\$0

Maintenance Comments

Parks and Recreation/Parks
Adm - Recycling Equipment Purchase/Install
PKS-2013-188

Spending

Project Phase	Prior Spending	2020	Estimated Spending							Total
			2021	2022	2023	2024	2025	2026	6 Year Total	
Construction	\$5,000	\$0	\$0	\$0	\$0	\$20,000	\$20,000	\$0	\$40,000	\$45,000
Purchases	\$0	\$0	\$0	\$0	\$0	\$0	\$0	\$0	\$0	\$0
Total	\$5,000	\$0	\$0	\$0	\$0	\$20,000	\$20,000	\$0	\$40,000	\$45,000

Funding

Funding Name	Source	Status*	Prior Funding	2020	Estimated Funding							Total
					2021	2022	2023	2024	2025	2026	6 Year Total	
Park Fund Capital	Local	Funded	\$5,000	\$0	\$0	\$0	\$0	\$20,000	\$20,000	\$0	\$40,000	\$45,000
Total			\$5,000	\$0	\$0	\$0	\$0	\$20,000	\$20,000	\$0	\$40,000	\$45,000

- *Status definitions
- Unidentified: Funding source has not yet been determined
 - Identified: Funding source has been found, but not yet requested
 - Applied: Grant or loan application has been submitted, or budget has been requested
 - Awarded: Grant or loan has been offered but the contract has not yet been signed or budget has not yet been approved by Council
 - Encumbered: Project contract has been signed and funds have been allocated to spend on the project

Parks and Recreation/Parks
Adm - Safer Sidewalks to Schools & Bus Stops
PKS-2016-153

Executive Summary
Improving sidewalk access in parks adjacent to public schools and bus stops. 2022 projects may include Franklin Park, Dutch Jake's Park and Loma Vista Park. This funding will be used with potential match dollars from other funding sources.

Project Justification
Improved and additional safe sidewalks and pathways are needed.
This project meets the following comprehensive plan goals and/or policies:
PRESERVATION & CONSERVATION (PRS1), PARK & OPEN SPACE SYSTEM (PRS2), BICYCLE & PEDESTRIAN CIRCULATION (PRS3), MAINTENANCE PROGRAM (PRS4), BIKE & PED CIRC. (PRS5) COORD. & COOPERATION (PRS6), PARKS SERVICE QUALITY (PRS7) ADEQUATE PUBLIC FACILITIES & SERVICES (CFU1), COORDINATION (CFU 3).

Location
Other Location
Various Park Locations

Project Status
Active
Ongoing

External Factors

Maintenance
Maintenance of capital facilities, buildings and infrastructure has an impact on a Department's operating budget, and thus routine maintenance costs for new and ongoing projects are identified in the table below.

	2021	2022	2023	2024	2025	2026	Total
Expected Annual Maintenance	\$0	\$0	\$0	\$0	\$0	\$0	\$0

Maintenance Comments

Parks and Recreation/Parks
Adm - Safer Sidewalks to Schools & Bus Stops
PKS-2016-153

Spending

Project Phase	Prior Spending	2020	Estimated Spending							Total
			2021	2022	2023	2024	2025	2026	6 Year Total	
Construction	\$30,000	\$0	\$0	\$0	\$60,000	\$60,000	\$60,000	\$0	\$180,000	\$210,000
Planning	\$45,000	\$0	\$0	\$0	\$0	\$0	\$0	\$0	\$0	\$45,000
Total	\$75,000	\$0	\$0	\$0	\$60,000	\$60,000	\$60,000	\$0	\$180,000	\$255,000

Funding

Funding Name	Source	Status*	Prior Funding	2020	Estimated Funding							Total
					2021	2022	2023	2024	2025	2026	6 Year Total	
Park Fund Capital	Local	Funded	\$75,000	\$0	\$0	\$0	\$60,000	\$60,000	\$60,000	\$0	\$180,000	\$255,000
Total			\$75,000	\$0	\$0	\$0	\$60,000	\$60,000	\$60,000	\$0	\$180,000	\$255,000

- *Status definitions
- Unidentified: Funding source has not yet been determined
 - Identified: Funding source has been found, but not yet requested
 - Applied: Grant or loan application has been submitted, or budget has been requested
 - Awarded: Grant or loan has been offered but the contract has not yet been signed or budget has not yet been approved by Council
 - Encumbered: Project contract has been signed and funds have been allocated to spend on the project

Parks and Recreation/Parks

Adm - Wheel Park Improvements

PKS-2013-199

Executive Summary

Replace the closed UTF Skate park with improved wheel and skate park equipment and surfacing in a downtown corridor park site. Project is being constructed in one phase as a part of the Riverfront Park North Bank construction project.

Project Justification

A wheels park has been requested by user groups in the downtown Spokane region. Project contracted for construction on the north bank of riverfront park

This project meets the following comprehensive plan goals and/or policies:

BICYCLE & PEDESTRIAN CIRCULATION (PRS3), INDOOR & OUTDOOR REC (PRS5), COORDINATION & COOPERATION (PRS6), PARKS SERVICE QUALITY (PRS7) ADEQUATE PUBLIC FACILITIES & SERVICES (CFU1), COORDINATION (CFU3)

Location

Other Location

Site to be determined

Project Status

Active

Proposed

External Factors

Riverfront Park North Bank construction project.

Maintenance

Maintenance of capital facilities, buildings and infrastructure has an impact on a Department's operating budget, and thus routine maintenance costs for new and ongoing projects are identified in the table below.

	2021	2022	2023	2024	2025	2026	Total
Expected Annual Maintenance	\$0	\$0	\$0	\$0	\$0	\$0	\$0

Maintenance Comments

Parks and Recreation/Parks
Adm - Wheel Park Improvements
PKS-2013-199

Spending

Project Phase	Prior Spending	2020	Estimated Spending							Total
			2021	2022	2023	2024	2025	2026	6 Year Total	
Construction	\$63,000	\$255,000	\$30,000	\$0	\$0	\$0	\$0	\$0	\$30,000	\$348,000
Design	\$30,000	\$0	\$0	\$0	\$0	\$0	\$0	\$0	\$0	\$30,000
Total	\$93,000	\$255,000	\$30,000	\$0	\$0	\$0	\$0	\$0	\$30,000	\$378,000

Funding

Funding Name	Source	Status*	Prior Funding	2020	Estimated Funding							Total
					2021	2022	2023	2024	2025	2026	6 Year Total	
2014 Park Bond	Local	Funded	\$93,000	\$255,000	\$30,000	\$0	\$0	\$0	\$0	\$0	\$30,000	\$378,000
Total			\$93,000	\$255,000	\$30,000	\$0	\$0	\$0	\$0	\$0	\$30,000	\$378,000

- *Status definitions
- Unidentified: Funding source has not yet been determined
 - Identified: Funding source has been found, but not yet requested
 - Applied: Grant or loan application has been submitted, or budget has been requested
 - Awarded: Grant or loan has been offered but the contract has not yet been signed or budget has not yet been approved by Council
 - Encumbered: Project contract has been signed and funds have been allocated to spend on the project

Parks and Recreation/Parks

Ops - Asphalt Repair - Park Drives

PKS-2012-325

Executive Summary

Repair replace asphalt surfacing in Park Drives.

Project Justification

Provide safe passage and access to Park Lands

This project meets the following comprehensive plan goals and/or policies:

BICYCLE & PEDESTRIAN CIRCULATION (PRS3), MAINTENANCE PROGRAM (PRS4), PARKS SERVICE QUALITY (PRS7)
ADEQUATE PUBLIC FACILITIES & SERVICES (CFU1), ENVIRONMENTAL CONCERNS (CFU 5)

Location

Other Location

Various - System Wide

Project Status

Active

Ongoing

External Factors

Work occurs during asphalt plant being opened seasonally.

Maintenance

Maintenance of capital facilities, buildings and infrastructure has an impact on a Department's operating budget, and thus routine maintenance costs for new and ongoing projects are identified in the table below.

	2021	2022	2023	2024	2025	2026	Total
Expected Annual Maintenance	\$0	\$0	\$0	\$0	\$0	\$0	\$0

Maintenance Comments

Parks and Recreation/Parks
Ops - Asphalt Repair - Park Drives
PKS-2012-325

Spending

Project Phase	Prior Spending	2020	Estimated Spending							Total
			2021	2022	2023	2024	2025	2026	6 Year Total	
Construction	\$0	\$0	\$0	\$0	\$0	\$50,000	\$100,000	\$50,000	\$200,000	\$200,000
Total	\$0	\$0	\$0	\$0	\$0	\$50,000	\$100,000	\$50,000	\$200,000	\$200,000

Funding

Funding Name	Source	Status*	Prior Funding	2020	Estimated Funding							Total
					2021	2022	2023	2024	2025	2026	6 Year Total	
Park Fund Capital	Local	Funded	\$0	\$0	\$0	\$0	\$0	\$50,000	\$100,000	\$50,000	\$200,000	\$200,000
Total			\$0	\$0	\$0	\$0	\$0	\$50,000	\$100,000	\$50,000	\$200,000	\$200,000

- *Status definitions
- Unidentified: Funding source has not yet been determined
 - Identified: Funding source has been found, but not yet requested
 - Applied: Grant or loan application has been submitted, or budget has been requested
 - Awarded: Grant or loan has been offered but the contract has not yet been signed or budget has not yet been approved by Council
 - Encumbered: Project contract has been signed and funds have been allocated to spend on the project

Parks and Recreation/Parks
Ops - Asphalt Surface Maintenance and Repairs
PKS-2012-326

Executive Summary

Improve or repair asphalt surface: Park Roads, parking lots, work yards, pathways, play courts, trails.

Project Justification

Protect longevity of improvement

This project meets the following comprehensive plan goals and/or policies:

PARK & OPEN SPACE SYSTEM (PRS2), BICYCLE & PEDESTRIAN CIRCULATION (PRS3), MAINTENANCE PROGRAM (PRS4), INDOOR/OUTDOOR REC (PRS5), COORDINATION & COOPERATION (PRS6), PARKS SERVICE QUALITY (PRS7) ADEQUATE PUBLIC FACILITIES & SERVICES (CFU1), COORDINATION (CFU 3), ENVIRONMENTAL CONCERNS (CFU5)

Location

Other Location
Various - System Wide

Project Status

Active
Ongoing

External Factors

Construction Seasonal

Maintenance

Maintenance of capital facilities, buildings and infrastructure has an impact on a Department’s operating budget, and thus routine maintenance costs for new and ongoing projects are identified in the table below.

	2021	2022	2023	2024	2025	2026	Total
Expected Annual Maintenance	\$0	\$0	\$0	\$0	\$0	\$0	\$0

Maintenance Comments

Parks and Recreation/Parks
Ops - Asphalt Surface Maintenance and Repairs
PKS-2012-326

Spending

Project Phase	Prior Spending	2020	Estimated Spending							Total
			2021	2022	2023	2024	2025	2026	6 Year Total	
Construction	\$0	\$0	\$0	\$0	\$40,000	\$0	\$40,000	\$0	\$80,000	\$80,000
Total	\$0	\$0	\$0	\$0	\$40,000	\$0	\$40,000	\$0	\$80,000	\$80,000

Funding

Funding Name	Source	Status*	Prior Funding	2020	Estimated Funding							Total
					2021	2022	2023	2024	2025	2026	6 Year Total	
Park Fund Capital	Local	Funded	\$0	\$0	\$0	\$0	\$40,000	\$0	\$40,000	\$0	\$80,000	\$80,000
Total			\$0	\$0	\$0	\$0	\$40,000	\$0	\$40,000	\$0	\$80,000	\$80,000

- *Status definitions
- Unidentified: Funding source has not yet been determined
 - Identified: Funding source has been found, but not yet requested
 - Applied: Grant or loan application has been submitted, or budget has been requested
 - Awarded: Grant or loan has been offered but the contract has not yet been signed or budget has not yet been approved by Council
 - Encumbered: Project contract has been signed and funds have been allocated to spend on the project

Parks and Recreation/Parks
Ops - Asphalt Trails & Paths
PKS-2012-334

Executive Summary
Replace asphalt trails

Project Justification
Asphalt is breaking up and can be dangerous
This project meets the following comprehensive plan goals and/or policies:
PARK & OPEN SPACE SYSTEM (PRS2), BICYCLE & PEDESTRIAN CIRCULATION (PRS3), MAINTENANCE PROGRAM (PRS4), INDOOR/OUTDOOR REC (PRS5), COORDINATION & COOPERATION (PRS6), PARKS SERVICE QUALITY (PRS7) ADEQUATE PUBLIC FACILITIES & SERVICES (CFU 1), COORDINATION (CFU 3), ENVIRONMENTAL CONCERNS (CFU 5)

Location
Other Location
Various locations

Project Status
Active
Ongoing

External Factors
N A

Maintenance
Maintenance of capital facilities, buildings and infrastructure has an impact on a Department’s operating budget, and thus routine maintenance costs for new and ongoing projects are identified in the table below.

	2021	2022	2023	2024	2025	2026	Total
Expected Annual Maintenance	\$0	\$0	\$0	\$0	\$0	\$0	\$0

Maintenance Comments

Parks and Recreation/Parks
Ops - Asphalt Trails & Paths
PKS-2012-334

Spending

Project Phase	Prior Spending	2020	Estimated Spending							Total
			2021	2022	2023	2024	2025	2026	6 Year Total	
Construction	\$0	\$0	\$0	\$0	\$0	\$0	\$50,000	\$0	\$50,000	\$50,000
Total	\$0	\$0	\$0	\$0	\$0	\$0	\$50,000	\$0	\$50,000	\$50,000

Funding

Funding Name	Source	Status*	Prior Funding	2020	Estimated Funding							Total
					2021	2022	2023	2024	2025	2026	6 Year Total	
Park Fund Capital	Local	Funded	\$0	\$0	\$0	\$0	\$0	\$0	\$50,000	\$0	\$50,000	\$50,000
Total			\$0	\$0	\$0	\$0	\$0	\$0	\$50,000	\$0	\$50,000	\$50,000

*Status definitions

- Unidentified: Funding source has not yet been determined
- Identified: Funding source has been found, but not yet requested
- Applied: Grant or loan application has been submitted, or budget has been requested
- Awarded: Grant or loan has been offered but the contract has not yet been signed or budget has not yet been approved by Council
- Encumbered: Project contract has been signed and funds have been allocated to spend on the project

Parks and Recreation/Parks
Ops - Audubon Park Irrigation
PKS-2012-331

Executive Summary

Automate manual irrigation system - Parks Capital funding in 2022 has been identified for design only. Project construction funding is TBD.

Project Justification

More efficient and cost effective watering.

This project meets the following comprehensive plan goals and/or policies:

PRESERVATION & CONSERVATION (PRS1), PARK & OPEN SPACE SYSTEM (PRS2), MAINTENANCE PROGRAM (PRS4), INDOOR/OUTDOOR REC (PRS5), COORDINATION & COOPERATION (PRS6), PARKS SERVICE QUALITY (PRS7) ADEQUATE PUBLIC FACILITIES & SERVICES (CFU1), ENVIRONMENTAL CONCERNS (CFU5)

Location

Audubon Park
Audubon Park - Northwest Blvd and Audubon

Project Status

Active
Proposed

External Factors

Future bond funding or strategic investment funding availability.

Maintenance

Maintenance of capital facilities, buildings and infrastructure has an impact on a Department's operating budget, and thus routine maintenance costs for new and ongoing projects are identified in the table below.

	2021	2022	2023	2024	2025	2026	Total
Expected Annual Maintenance	\$0	\$0	\$0	\$0	\$0	\$0	\$0

Maintenance Comments

Parks and Recreation/Parks

Ops - Audubon Park Irrigation

PKS-2012-331

Spending

Project Phase	Prior Spending	2020	Estimated Spending							Total
			2021	2022	2023	2024	2025	2026	6 Year Total	
Construction	\$0	\$0	\$0	\$0	\$405,000	\$405,000	\$0	\$0	\$810,000	\$810,000
Design	\$15,000	\$0	\$0	\$30,000	\$0	\$0	\$0	\$0	\$30,000	\$45,000
Total	\$15,000	\$0	\$0	\$30,000	\$405,000	\$405,000	\$0	\$0	\$840,000	\$855,000

Funding

Funding Name	Source	Status*	Prior Funding	2020	Estimated Funding							Total
					2021	2022	2023	2024	2025	2026	6 Year Total	
Park Fund Capital	Local	Funded	\$15,000	\$0	\$0	\$30,000	\$0	\$0	\$0	\$0	\$30,000	\$45,000
Unidentified	Unidentified	Unfunded	\$0	\$0	\$0	\$0	\$405,000	\$405,000	\$0	\$0	\$810,000	\$810,000
Total			\$15,000	\$0	\$0	\$30,000	\$405,000	\$405,000	\$0	\$0	\$840,000	\$855,000

- *Status definitions
- Unidentified: Funding source has not yet been determined
 - Identified: Funding source has been found, but not yet requested
 - Applied: Grant or loan application has been submitted, or budget has been requested
 - Awarded: Grant or loan has been offered but the contract has not yet been signed or budget has not yet been approved by Council
 - Encumbered: Project contract has been signed and funds have been allocated to spend on the project

Parks and Recreation/Parks
Ops - Boat Launch/River Access
PKS-2014-104

Executive Summary

Provide river access through a boat launch off of West Downriver Drive and TJ Meenach Dr. -- Application for two for RCO Grants in 2024 -- LWCF and LP (local grant match has not been identified).

Project Justification

There currently is no river access in this area. This would be a formalize river take-out upstream from Bowl and Picture rapids.

This project meets the following comprehensive plan goals and/or policies:

PRESERVATION & CONSERVATION (PRS1), PARK & OPEN SPACE SYSTEM (PRS2), BICYCLE & PEDESTRIAN CIRCULATION (PRS3), INDOOR/OUTDOOR REC (PRS 5), COORDINATION & COOPERATION (PRS6), PARKS SERVICE QUALITY (PRS7) ADEQUATE PUBLIC FACILITIES & SERVICES (CFU1), COORDINATION (CFU3), ENVIRONMENTAL CONCERNS (CFU 5)

Location

Downriver Park Conservation
W Downriver Drive and TJ Meenach Dr

Project Status

Active
Proposed

External Factors

Cochrane basin downriver stormwater facility project may fund construction of a launch.

Maintenance

Maintenance of capital facilities, buildings and infrastructure has an impact on a Department's operating budget, and thus routine maintenance costs for new and ongoing projects are identified in the table below.

	2021	2022	2023	2024	2025	2026	Total
Expected Annual Maintenance	\$0	\$0	\$0	\$0	\$0	\$0	\$0

Maintenance Comments

Parks and Recreation/Parks
Ops - Boat Launch/River Access
PKS-2014-104

Spending

Project Phase	Prior Spending	2020	Estimated Spending							Total
			2021	2022	2023	2024	2025	2026	6 Year Total	
Construction	\$0	\$0	\$0	\$0	\$0	\$0	\$350,000	\$0	\$350,000	\$350,000
Design	\$0	\$0	\$0	\$0	\$0	\$90,000	\$0	\$0	\$90,000	\$90,000
Planning	\$0	\$0	\$0	\$0	\$10,000	\$0	\$0	\$0	\$10,000	\$10,000
Total	\$0	\$0	\$0	\$0	\$10,000	\$90,000	\$350,000	\$0	\$450,000	\$450,000

Funding

Funding Name	Source	Status*	Prior Funding	2020	Estimated Funding							Total
					2021	2022	2023	2024	2025	2026	6 Year Total	
Grant - RCO	State	Unfunded	\$0	\$0	\$0	\$0	\$10,000	\$90,000	\$350,000	\$0	\$450,000	\$450,000
Park Fund Capital	Local	Funded	\$0	\$0	\$0	\$0	\$0	\$0	\$0	\$0	\$0	\$0
Total			\$0	\$0	\$0	\$0	\$10,000	\$90,000	\$350,000	\$0	\$450,000	\$450,000

*Status definitions

- Unidentified: Funding source has not yet been determined
- Identified: Funding source has been found, but not yet requested
- Applied: Grant or loan application has been submitted, or budget has been requested
- Awarded: Grant or loan has been offered but the contract has not yet been signed or budget has not yet been approved by Council
- Encumbered: Project contract has been signed and funds have been allocated to spend on the project

Parks and Recreation/Parks
Ops - Cannon Hill Park Irrigation & Pond
PKS-2012-333

Executive Summary
Automate manual irrigation system, reduce pond fill use significantly and improve pond water quality. Planning in 2023, design in 2024, tentative construction to follow in 2025.

Project Justification
More efficient and cost effective use of water. Possible combining with a Storm Water project to provide more benefits and funding.
This project meets the following comprehensive plan goals and/or policies:
PRESERVATION & CONSERVATION (PRS1), PARK & OPEN SPACE SYSTEM (PRS2), MAINTENANCE PROGRAM (PRS4), INDOOR/OUTDOOR REC (PRS 5), COORDINATION & COOPERATION (PRS6), PARKS SERVICE QUALITY (PRS7), ADEQUATE PUBLIC FACILITIES & SERVICES (CFU1), ENVIRONMENTAL CONCERNS (CFU5)

Location
Cannon Hill Park
Cannon Hill Park - 19th and Stevens

Project Status
Active
Proposed

External Factors
N A

Maintenance
Maintenance of capital facilities, buildings and infrastructure has an impact on a Department's operating budget, and thus routine maintenance costs for new and ongoing projects are identified in the table below.

	2021	2022	2023	2024	2025	2026	Total
Expected Annual Maintenance	\$0	\$0	\$0	\$0	\$0	\$0	\$0

Maintenance Comments

Parks and Recreation/Parks
Ops - Cannon Hill Park Irrigation & Pond
PKS-2012-333

Spending

Project Phase	Prior Spending	2020	Estimated Spending							Total
			2021	2022	2023	2024	2025	2026	6 Year Total	
Construction	\$0	\$0	\$0	\$0	\$0	\$0	\$700,000	\$0	\$700,000	\$700,000
Design	\$0	\$0	\$0	\$0	\$0	\$50,000	\$0	\$0	\$50,000	\$50,000
Planning	\$0	\$0	\$0	\$0	\$25,000	\$0	\$0	\$0	\$25,000	\$25,000
Purchases	\$0	\$0	\$0	\$0	\$0	\$0	\$150,000	\$0	\$150,000	\$150,000
Total	\$0	\$0	\$0	\$0	\$25,000	\$50,000	\$850,000	\$0	\$925,000	\$925,000

Funding

Funding Name	Source	Status*	Prior Funding	2020	Estimated Funding							Total
					2021	2022	2023	2024	2025	2026	6 Year Total	
Park Fund Capital	---	Unfunded	\$0	\$0	\$0	\$0	\$0	\$0	\$0	\$0	\$925,000	\$925,000
Total			\$0	\$0	\$0	\$0	\$25,000	\$50,000	\$850,000	\$0	\$925,000	\$925,000

- *Status definitions
- Unidentified: Funding source has not yet been determined
 - Identified: Funding source has been found, but not yet requested
 - Applied: Grant or loan application has been submitted, or budget has been requested
 - Awarded: Grant or loan has been offered but the contract has not yet been signed or budget has not yet been approved by Council
 - Encumbered: Project contract has been signed and funds have been allocated to spend on the project

Parks and Recreation/Parks
Ops - Coeur d'Alene Park Irrigation
PKS-2012-275

Executive Summary

Automate manual irrigation system -- Design has been funded in 2024 from Parks Capital but project construction funding for 2025 has not yet been identified.

Project Justification

More efficient and effective watering.
This project meets the following comprehensive plan goals and/or policies:

PRESERVATION & CONSERVATION (PRS1), PARK & OPEN SPACE SYSTEM (PRS2), MAINTENANCE PROGRAM (PRS4), INDOOR/OUTDOOR REC (PRS5), COORDINATION & COOPERATION (PRS6), PARKS SERVICE QUALITY (PRS7) ADEQUATE PUBLIC FACILITIES & SERVICES (CFU1), ENVIRONMENTAL CONCERNS(CFU5)

Location

Coeur d'Alene Park
Coeur d'Alene Park -4th and Chestnut

Project Status

Active
proposed

External Factors

Future bond funding availability.

Maintenance

Maintenance of capital facilities, buildings and infrastructure has an impact on a Department's operating budget, and thus routine maintenance costs for new and ongoing projects are identified in the table below.

	2021	2022	2023	2024	2025	2026	Total
Expected Annual Maintenance	\$0	\$0	\$0	\$0	\$0	\$0	\$0

Maintenance Comments

Parks and Recreation/Parks

Ops - Coeur d'Alene Park Irrigation

PKS-2012-275

Spending

Project Phase	Prior Spending	2020	Estimated Spending							Total
			2021	2022	2023	2024	2025	2026	6 Year Total	
Construction	\$0	\$0	\$0	\$0	\$0	\$0	\$450,000	\$0	\$450,000	\$450,000
Design	\$0	\$0	\$0	\$0	\$0	\$30,000	\$0	\$0	\$30,000	\$30,000
Total	\$0	\$0	\$0	\$0	\$0	\$30,000	\$450,000	\$0	\$480,000	\$480,000

Funding

Funding Name	Source	Status*	Prior Funding	2020	Estimated Funding							Total
					2021	2022	2023	2024	2025	2026	6 Year Total	
Park Fund Capital	Local	Funded	\$0	\$0	\$0	\$0	\$0	\$0	\$450,000	\$0	\$480,000	\$480,000
Total			\$0	\$0	\$0	\$0	\$0	\$30,000	\$450,000	\$0	\$480,000	\$480,000

- *Status definitions
- Unidentified: Funding source has not yet been determined
 - Identified: Funding source has been found, but not yet requested
 - Applied: Grant or loan application has been submitted, or budget has been requested
 - Awarded: Grant or loan has been offered but the contract has not yet been signed or budget has not yet been approved by Council
 - Encumbered: Project contract has been signed and funds have been allocated to spend on the project

Parks and Recreation/Parks
Ops - Comstock Park Irrigation
PKS-2012-332

Executive Summary
Automate manual irrigation system. Final project phase to be contracted.

Project Justification
More efficient and effective watering.
This project meets the following comprehensive plan goals and/or policies:
PRESERVATION & CONSERVATION (PRS1), PARK & OPEN SPACE SYSTEM (PRS2), MAINTENANCE PROGRAM (PRS4), INDOOR/OUTDOOR REC (PRS5), COORDINATION & COOPERATION (PRS6), PARKS SERVICE QUALITY (PRS7) ADEQUATE PUBLIC FACILITIES & SERVICES (CFU1), ENVIRONMENTAL CONCERNS(CFU5)

Location
Comstock Park
Comstock Park - 29th and Post

Project Status
Active
Complete final phase of irrigation project with which began with Water Department in 2016.

External Factors
N A

Maintenance
Maintenance of capital facilities, buildings and infrastructure has an impact on a Department’s operating budget, and thus routine maintenance costs for new and ongoing projects are identified in the table below.

	2021	2022	2023	2024	2025	2026	Total
Expected Annual Maintenance	\$0	\$0	\$0	\$0	\$0	\$0	\$0

Maintenance Comments

Parks and Recreation/Parks
Ops - Comstock Park Irrigation
PKS-2012-332

Spending

Project Phase	Prior Spending	2020	Estimated Spending							Total
			2021	2022	2023	2024	2025	2026	6 Year Total	
Construction	\$0	\$0	\$0	\$30,000	\$0	\$0	\$0	\$0	\$30,000	\$30,000
Total	\$0	\$0	\$0	\$30,000	\$0	\$0	\$0	\$0	\$30,000	\$30,000

Funding

Funding Name	Source	Status*	Prior Funding	2020	Estimated Funding							Total
					2021	2022	2023	2024	2025	2026	6 Year Total	
Park Fund Capital	Local	Funded	\$0	\$0	\$0	\$30,000	\$0	\$0	\$0	\$0	\$30,000	\$30,000
Total			\$0	\$0	\$0	\$30,000	\$0	\$0	\$0	\$0	\$30,000	\$30,000

- *Status definitions
- Unidentified: Funding source has not yet been determined
 - Identified: Funding source has been found, but not yet requested
 - Applied: Grant or loan application has been submitted, or budget has been requested
 - Awarded: Grant or loan has been offered but the contract has not yet been signed or budget has not yet been approved by Council
 - Encumbered: Project contract has been signed and funds have been allocated to spend on the project

Parks and Recreation/Parks
Ops - Dog Park Development
PKS-2012-287

Executive Summary

Improvement of a current park property and transform it into a Dog Park.

Project Justification

Citizen requests for Dog Park access has been growing each year.

This project meets the following comprehensive plan goals and/or policies:

PRESERVATION & CONSERVATION (PRS1), PARK & OPEN SPACE SYSTEM (PRS2), COORDINATION & COOPERATION (PRS6), PARKS SERVICE QUALITY (PRS7), ADEQUATE PUBLIC FACILITIES & SERVICES (CFU1), ENVIRONMENTAL CONCERNS(CFU5)

Location

Other Location

Potential locations include south hill and north Spokane

Project Status

Active

Proposed

External Factors

N A

Maintenance

Maintenance of capital facilities, buildings and infrastructure has an impact on a Department's operating budget, and thus routine maintenance costs for new and ongoing projects are identified in the table below.

	2021	2022	2023	2024	2025	2026	Total
Expected Annual Maintenance	\$0	\$0	\$0	\$0	\$0	\$0	\$0

Maintenance Comments

Parks and Recreation/Parks
Ops - Dog Park Development
PKS-2012-287

Spending

Project Phase	Prior Spending	2020	Estimated Spending							Total
			2021	2022	2023	2024	2025	2026	6 Year Total	
Construction	\$0	\$0	\$0	\$0	\$0	\$0	\$125,000	\$0	\$125,000	\$125,000
Design	\$0	\$0	\$0	\$0	\$0	\$25,000	\$0	\$0	\$25,000	\$25,000
Planning	\$0	\$10,000	\$0	\$0	\$0	\$0	\$0	\$0	\$0	\$10,000
Total	\$0	\$10,000	\$0	\$0	\$0	\$25,000	\$125,000	\$0	\$150,000	\$160,000

Funding

Funding Name	Source	Status*	Prior Funding	2020	Estimated Funding							Total
					2021	2022	2023	2024	2025	2026	6 Year Total	
Park Fund Capital	Local	Funded	\$0	\$10,000	\$0	\$0	\$0	\$25,000	\$125,000	\$0	\$150,000	\$160,000
Total			\$0	\$10,000	\$0	\$0	\$0	\$25,000	\$125,000	\$0	\$150,000	\$160,000

*Status definitions

- Unidentified: Funding source has not yet been determined
- Identified: Funding source has been found, but not yet requested
- Applied: Grant or loan application has been submitted, or budget has been requested
- Awarded: Grant or loan has been offered but the contract has not yet been signed or budget has not yet been approved by Council
- Encumbered: Project contract has been signed and funds have been allocated to spend on the project

Parks and Recreation/Parks

Ops - Don Kardong Bridge

PKS-2012-286

Executive Summary

Replace bridge deck, railing, overlooks & wooden framing. Add pedestrian scale lighting upgrades. 2018 focused on prelim design & grant writing. Detailed design completed in fall 2019 through spring 2020. Project bidding awaiting funding. Construction in Fall 2021 through 2022.

Project Justification

Bridge decking has deteriorated over time and a replacement is necessary to preserve the bridge.

This project meets the following comprehensive plan goals and/or policies:

PRESERVATION & CONSERVATION (PRS1), PARK & OPEN SPACE SYSTEM (PRS2), BICYCLE & PEDESTRIAN CIRCULATION (PRS3), MAINTENANCE PROGRAM (PRS4), COORDINATION & COOPERATION (PRS6), PARKS SERVICE QUALITY (PRS7) ADEQUATE PUBLIC FACILITIES & SERVICES (CFU1), COORDINATION (CFU3)

Location

Other Location

Centennial Trail River Crossing

Project Status

Active

Proposed

External Factors

N A

Maintenance

Maintenance of capital facilities, buildings and infrastructure has an impact on a Department's operating budget, and thus routine maintenance costs for new and ongoing projects are identified in the table below.

	2021	2022	2023	2024	2025	2026	Total
Expected Annual Maintenance	\$0	\$0	\$0	\$0	\$0	\$0	\$0

Maintenance Comments

Parks and Recreation/Parks
Ops - Don Kardong Bridge
PKS-2012-286

Spending

Project Phase	Prior Spending	2020	Estimated Spending							Total
			2021	2022	2023	2024	2025	2026	6 Year Total	
Construction	\$0	\$0	\$0	\$1,515,000	\$0	\$0	\$0	\$0	\$1,515,000	\$1,515,000
Design	\$25,000	\$115,000	\$10,000	\$127,000	\$0	\$0	\$0	\$0	\$137,000	\$277,000
Planning	\$75,000	\$0	\$0	\$0	\$0	\$0	\$0	\$0	\$0	\$75,000
Total	\$100,000	\$115,000	\$10,000	\$1,642,000	\$0	\$0	\$0	\$0	\$1,652,000	\$1,867,000

Funding

Funding Name	Source	Status*	Prior Funding	2020	Estimated Funding							Total
					2021	2022	2023	2024	2025	2026	6 Year Total	
Donation - FOCT	Private	Funded	\$75,000	\$0	\$0	\$50,000	\$0	\$0	\$0	\$0	\$50,000	\$125,000
Donation - Private	Private	Unfunded	\$0	\$0	\$0	\$70,000	\$0	\$0	\$0	\$0	\$70,000	\$70,000
Grant - RCO WWRP	Local	Funded	\$25,000	\$115,000	\$0	\$586,000	\$0	\$0	\$0	\$0	\$586,000	\$726,000
Grant - U District	Local	Funded	\$0	\$0	\$0	\$75,000	\$0	\$0	\$0	\$0	\$75,000	\$75,000
Park Fund Capital	Local	Funded	\$0	\$0	\$10,000	\$861,000	\$0	\$0	\$0	\$0	\$871,000	\$871,000
Total			\$100,000	\$115,000	\$10,000	\$1,642,000	\$0	\$0	\$0	\$0	\$1,652,000	\$1,867,000

*Status definitions

- Unidentified: Funding source has not yet been determined
- Identified: Funding source has been found, but not yet requested
- Applied: Grant or loan application has been submitted, or budget has been requested
- Awarded: Grant or loan has been offered but the contract has not yet been signed or budget has not yet been approved by Council
- Encumbered: Project contract has been signed and funds have been allocated to spend on the project

Parks and Recreation/Parks
Ops - Fish Lake Trail Connection

PKS-2014-102

Executive Summary

Connect the existing Fish Lake trail head near Government Way to the existing Peaceful Valley Trail & Centennial Trail at the Sandifur Bridge.

Project Justification

There is currently no off-road connection between the existing trail network (Peaceful Valley & Centennial Trails) and the Fish Lake Trail.

This project meets the following comprehensive plan goals and/or policies:

PRESERVATION & CONSERVATION (PRS1), PARK & OPEN SPACE SYSTEM (PRS2), BICYCLE & PEDESTRIAN CIRCULATION (PRS3), MAINTENANCE PROGRAM (PRS4), COORDINATION & COOPERATION (PRS6), PARKS SERVICE QUALITY (PRS7) ADEQUATE PUBLIC FACILITIES & SERVICES (CFU1), COORDINATION (CFU3)

Location

Fish Lake Trail
Fish Lake trail head connection - Milton and Lindeke

Project Status

Active
Proposed

External Factors

N A

Maintenance

Maintenance of capital facilities, buildings and infrastructure has an impact on a Department's operating budget, and thus routine maintenance costs for new and ongoing projects are identified in the table below.

	2021	2022	2023	2024	2025	2026	Total
Expected Annual Maintenance	\$0	\$0	\$0	\$0	\$0	\$0	\$0

Maintenance Comments

Parks and Recreation/Parks
Ops - Fish Lake Trail Connection
PKS-2014-102

Spending

Project Phase	Prior Spending	2020	Estimated Spending							Total
			2021	2022	2023	2024	2025	2026	6 Year Total	
Construction	\$0	\$0	\$0	\$0	\$0	\$0	\$1,850,000	\$0	\$1,850,000	\$1,850,000
Design	\$0	\$0	\$0	\$0	\$0	\$75,000	\$0	\$0	\$75,000	\$75,000
Total	\$0	\$0	\$0	\$0	\$0	\$75,000	\$1,850,000	\$0	\$1,925,000	\$1,925,000

Funding

Funding Name	Source	Status*	Prior Funding	2020	Estimated Funding							Total
					2021	2022	2023	2024	2025	2026	6 Year Total	
Grant - RCO	State	Unfunded	\$0	\$0	\$0	\$0	\$0	\$0	\$1,850,000	\$0	\$1,850,000	\$1,850,000
Park Fund Capital	Unidentified	Unfunded	\$0	\$0	\$0	\$0	\$0	\$75,000	\$0	\$0	\$75,000	\$75,000
Total			\$0	\$0	\$0	\$0	\$0	\$75,000	\$1,850,000	\$0	\$1,925,000	\$1,925,000

- *Status definitions
- Unidentified: Funding source has not yet been determined
 - Identified: Funding source has been found, but not yet requested
 - Applied: Grant or loan application has been submitted, or budget has been requested
 - Awarded: Grant or loan has been offered but the contract has not yet been signed or budget has not yet been approved by Council
 - Encumbered: Project contract has been signed and funds have been allocated to spend on the project

Parks and Recreation/Parks
Ops - Fish Lake Trail Phase 3B
PKS-2015-154

Executive Summary

Construct a bridge over active rail lines to connect the Fish Lake trail southward and extend the trail.

Project Justification

Trail ends and no safe route currently exists to continue on the Fish Lake trail. A bridge will expand trail connectivity.

This project meets the following comprehensive plan goals and/or policies:

PRESERVATION & CONSERVATION (PRS1), PARK & OPEN SPACE SYSTEM (PRS2), BICYCLE & PEDESTRIAN CIRCULATION (PRS3), MAINTENANCE PROGRAM (PRS4), COORDINATION & COOPERATION (PRS6), PARKS SERVICE QUALITY (PRS7) ADEQUATE PUBLIC FACILITIES & SERVICES (CFU1), COORDINATION (CFU3)

Location

Fish Lake Trail
Fish Lake Trail at U.P. Junction

Project Status

Active
Proposed

External Factors

N A

Maintenance

Maintenance of capital facilities, buildings and infrastructure has an impact on a Department's operating budget, and thus routine maintenance costs for new and ongoing projects are identified in the table below.

	2021	2022	2023	2024	2025	2026	Total
Expected Annual Maintenance	\$0	\$0	\$0	\$0	\$0	\$0	\$0

Maintenance Comments

Parks and Recreation/Parks
Ops - Fish Lake Trail Phase 3B
PKS-2015-154

Spending

Project Phase	Prior Spending	2020	Estimated Spending							Total
			2021	2022	2023	2024	2025	2026	6 Year Total	
Construction	\$0	\$0	\$0	\$0	\$0	\$0	\$0	\$4,500,000	\$4,500,000	\$4,500,000
Design	\$0	\$0	\$0	\$0	\$0	\$0	\$560,000	\$0	\$560,000	\$560,000
Total	\$0	\$0	\$0	\$0	\$0	\$0	\$560,000	\$4,500,000	\$5,060,000	\$5,060,000

Funding

Funding Name	Source	Status*	Prior Funding	2020	Estimated Funding							Total
					2021	2022	2023	2024	2025	2026	6 Year Total	
Unidentified	Unidentified	Unfunded	\$0	\$0	\$0	\$0	\$0	\$0	\$560,000	\$4,500,000	\$5,060,000	\$5,060,000
Total			\$0	\$0	\$0	\$0	\$0	\$0	\$560,000	\$4,500,000	\$5,060,000	\$5,060,000

- *Status definitions
- Unidentified: Funding source has not yet been determined
 - Identified: Funding source has been found, but not yet requested
 - Applied: Grant or loan application has been submitted, or budget has been requested
 - Awarded: Grant or loan has been offered but the contract has not yet been signed or budget has not yet been approved by Council
 - Encumbered: Project contract has been signed and funds have been allocated to spend on the project

Parks and Recreation/Parks
Ops - Franklin Park Irrigation
PKS-2012-330

Executive Summary

Second phase of a multi-phase project automating manual portions of the irrigation system. First phase implemented in 2016, second phase planned in 2022 performed by Park Ops staff in cooperation with the city Water Dept.

Project Justification

More efficient and effective watering.
This project meets the following comprehensive plan goals and/or policies:

PRESERVATION & CONSERVATION (PRS1), PARK & OPEN SPACE SYSTEM (PRS2), MAINTENANCE PROGRAM (PRS4), INDOOR/OUTDOOR RECREATION (PRS5) COORDINATION & COOPERATION (PRS6), PARKS SERVICE QUALITY (PRS7) ADEQUATE PUBLIC FACILITIES & SERVICES (CFU1), ENVIRONMENTAL CONCERNS (CFU5)

Location

Franklin Park
Franklin Park - Division and Queen

Project Status

Active
Proposed

External Factors

N A

Maintenance

Maintenance of capital facilities, buildings and infrastructure has an impact on a Department’s operating budget, and thus routine maintenance costs for new and ongoing projects are identified in the table below.

	2021	2022	2023	2024	2025	2026	Total
Expected Annual Maintenance	\$0	\$0	\$0	\$0	\$0	\$0	\$0

Maintenance Comments

Parks and Recreation/Parks
Ops - Franklin Park Irrigation
PKS-2012-330

Spending

Project Phase	Prior Spending	2020	Estimated Spending							Total
			2021	2022	2023	2024	2025	2026	6 Year Total	
Construction	\$50,000	\$0	\$0	\$50,000	\$0	\$0	\$0	\$0	\$50,000	\$100,000
Total	\$50,000	\$0	\$0	\$50,000	\$0	\$0	\$0	\$0	\$50,000	\$100,000

Funding

Funding Name	Source	Status*	Prior Funding	2020	Estimated Funding							Total
					2021	2022	2023	2024	2025	2026	6 Year Total	
Park Fund Capital	Local	Funded	\$50,000	\$0	\$0	\$50,000	\$0	\$0	\$0	\$0	\$50,000	\$100,000
Total			\$50,000	\$0	\$0	\$50,000	\$0	\$0	\$0	\$0	\$50,000	\$100,000

- *Status definitions
- Unidentified: Funding source has not yet been determined
 - Identified: Funding source has been found, but not yet requested
 - Applied: Grant or loan application has been submitted, or budget has been requested
 - Awarded: Grant or loan has been offered but the contract has not yet been signed or budget has not yet been approved by Council
 - Encumbered: Project contract has been signed and funds have been allocated to spend on the project

Parks and Recreation/Parks

Ops - Friends of Manito Improvement Projects

PKS-2012-297

Executive Summary

Improvements to Manito Park using matching funds from the Friends of Manito non-profit organization.

Project Justification

Ongoing projects funded partially by Friends of Manito.

This project meets the following comprehensive plan goals and/or policies:

PRESERVATION & CONSERVATION (PRS1), PARK & OPEN SPACE SYSTEM (PRS2), BIKE & PED. CIRC. (PRS3), MAINTENANCE PROGRAM (PRS4), INDOOR/OUTDOOR REC (PRS5), COORDINATION & COOPERATION (PRS6), PARKS SERVICE QUALITY (PRS7) ADEQUATE PUBLIC FACILITIES & SERVICES (CFU1), COORDINATION (CFU3), ENV. CONCERNS(CFU5)

Location

Manito Park

Manito Park - 18th and Division

Project Status

Active

Ongoing

External Factors

N A

Maintenance

Maintenance of capital facilities, buildings and infrastructure has an impact on a Department's operating budget, and thus routine maintenance costs for new and ongoing projects are identified in the table below.

	2021	2022	2023	2024	2025	2026	Total
Expected Annual Maintenance	\$0	\$0	\$0	\$0	\$0	\$0	\$0

Maintenance Comments

Parks and Recreation/Parks
Ops - Friends of Manito Improvement Projects
PKS-2012-297

Spending

Project Phase	Prior Spending	2020	Estimated Spending							Total
			2021	2022	2023	2024	2025	2026	6 Year Total	
Construction	\$160,000	\$0	\$0	\$0	\$40,000	\$0	\$40,000	\$0	\$80,000	\$240,000
Total	\$160,000	\$0	\$0	\$0	\$40,000	\$0	\$40,000	\$0	\$80,000	\$240,000

Funding

Funding Name	Source	Status*	Prior Funding	2020	Estimated Funding							Total
					2021	2022	2023	2024	2025	2026	6 Year Total	
Park Fund Capital	Local	Funded	\$160,000	\$0	\$0	\$0	\$40,000	\$0	\$40,000	\$0	\$80,000	\$240,000
Total			\$160,000	\$0	\$0	\$0	\$40,000	\$0	\$40,000	\$0	\$80,000	\$240,000

- *Status definitions
- Unidentified: Funding source has not yet been determined
 - Identified: Funding source has been found, but not yet requested
 - Applied: Grant or loan application has been submitted, or budget has been requested
 - Awarded: Grant or loan has been offered but the contract has not yet been signed or budget has not yet been approved by Council
 - Encumbered: Project contract has been signed and funds have been allocated to spend on the project

Parks and Recreation/Parks

Ops - High Bridge Disc Golf Course Renovation Project

PKS-2017-61

Executive Summary

A project to completely renovate the flagship youth disc golf course in the city.

Project Justification

Disc golf is the fastest growing recreational activity in the service area.

This project meets the following comprehensive plan goals and/or policies:

PARK & OPEN SPACE SYSTEM (PRS2), BIKE & PED CIRCULATION (PRS3), MAINTENANCE PROGRAM (PRS4), INDOOR/OUTDOOR RECREATION (PRS5), PARKS SERVICE QUALITY (PRS7) ADEQUATE PUBLIC FACILITIES & SERVICES (CFU1), ENVIRO. CONCERNS (CFU5)

Location

High Bridge Park

High Bridge Park - Marquette and A street

Project Status

Active

Proposed

External Factors

N/A

Maintenance

Maintenance of capital facilities, buildings and infrastructure has an impact on a Department's operating budget, and thus routine maintenance costs for new and ongoing projects are identified in the table below.

	2021	2022	2023	2024	2025	2026	Total
Expected Annual Maintenance	\$0	\$0	\$0	\$0	\$0	\$0	\$0

Maintenance Comments

Parks and Recreation/Parks
Ops - High Bridge Disc Golf Course Renovation Project
PKS-2017-61

Spending

Project Phase	Prior Spending	2020	Estimated Spending							Total
			2021	2022	2023	2024	2025	2026	6 Year Total	
Construction	\$0	\$0	\$0	\$0	\$0	\$65,000	\$0	\$0	\$65,000	\$65,000
Design	\$0	\$0	\$0	\$0	\$0	\$5,000	\$0	\$0	\$5,000	\$5,000
Total	\$0	\$0	\$0	\$0	\$0	\$70,000	\$0	\$0	\$70,000	\$70,000

Funding

Funding Name	Source	Status*	Prior Funding	2020	Estimated Funding							Total
					2021	2022	2023	2024	2025	2026	6 Year Total	
Park Fund Capital	Local	Funded	\$0	\$0	\$0	\$0	\$0	\$70,000	\$0	\$0	\$70,000	\$70,000
Total			\$0	\$0	\$0	\$0	\$0	\$70,000	\$0	\$0	\$70,000	\$70,000

- *Status definitions
- Unidentified: Funding source has not yet been determined
 - Identified: Funding source has been found, but not yet requested
 - Applied: Grant or loan application has been submitted, or budget has been requested
 - Awarded: Grant or loan has been offered but the contract has not yet been signed or budget has not yet been approved by Council
 - Encumbered: Project contract has been signed and funds have been allocated to spend on the project

Parks and Recreation/Parks

Ops - Liberty Park Playground Improvement

PKS-2012-316

Executive Summary

Relocate and renovate the liberty park playground to increase proximity to new park library. This playground is intended to be a 'spill-out' space for library users to play outside. Library project will construct new walkway to new proposed playground site.

Project Justification

Playground Safety & usability. Play equipment is well beyond design life in many parks.

This project meets the following comprehensive plan goals and/or policies:

PRESERVATION & CONSERVATION (PRS1), PARK & OPEN SPACE SYSTEM (PRS2), MAINTENANCE PROGRAM (PRS4), INDOOR/OUTDOOR REC (PRS5), COORDINATION & COOPERATION (PRS6), PARKS SERVICE QUALITY (PRS7) ADEQUATE PUBLIC FACILITIES & SERVICES (CFU1)

Location

Liberty Park

Liberty Park, Eastern portion near new proposed library

Project Status

Active

Ongoing

External Factors

Construction of the Liberty Park Library

Maintenance

Maintenance of capital facilities, buildings and infrastructure has an impact on a Department's operating budget, and thus routine maintenance costs for new and ongoing projects are identified in the table below.

	2021	2022	2023	2024	2025	2026	Total
Expected Annual Maintenance	\$0	\$0	\$0	\$0	\$0	\$0	\$0

Maintenance Comments

Parks and Recreation/Parks
Ops - Liberty Park Playground Improvement
PKS-2012-316

Spending

Project Phase	Prior Spending	2020	Estimated Spending							Total
			2021	2022	2023	2024	2025	2026	6 Year Total	
Construction	\$0	\$0	\$175,000	\$100,000	\$0	\$0	\$0	\$0	\$275,000	\$275,000
Total	\$0	\$0	\$175,000	\$100,000	\$0	\$0	\$0	\$0	\$275,000	\$275,000

Funding

Funding Name	Source	Status*	Prior Funding	2020	Estimated Funding							Total
					2021	2022	2023	2024	2025	2026	6 Year Total	
Library Fund	Local	Funded	\$0	\$0	\$175,000	\$0	\$0	\$0	\$0	\$0	\$175,000	\$175,000
Park Fund Capital	Local	Funded	\$0	\$0	\$0	\$100,000	\$0	\$0	\$0	\$0	\$100,000	\$100,000
Total			\$0	\$0	\$175,000	\$100,000	\$0	\$0	\$0	\$0	\$275,000	\$275,000

- *Status definitions
- Unidentified: Funding source has not yet been determined
 - Identified: Funding source has been found, but not yet requested
 - Applied: Grant or loan application has been submitted, or budget has been requested
 - Awarded: Grant or loan has been offered but the contract has not yet been signed or budget has not yet been approved by Council
 - Encumbered: Project contract has been signed and funds have been allocated to spend on the project

Parks and Recreation/Parks
Ops - Manito Japanese Garden Pond
PKS-2012-292

Executive Summary

Design and build Japanese Garden Pond filtration/skimmer system and repair pond leaks. Project design funds have been established for 2019 and local construction funding has been identified. Grant funding required to fully fund construction has been identified.

Project Justification

In addition to water leakage, the Japanese Garden Pond requires continued use of potable city water to flush out fish waste, move debris off surface, and keep from freezing in winter. This is an unsustainable use of city water.

This project meets the following comprehensive plan goals and/or policies:

PARK & OPEN SPACE SYSTEM (PRS2), MAINTENANCE PROGRAM (PRS4), PARKS SERVICE QUALITY (PRS7) ADEQUATE PUBLIC FACILITIES & SERVICES (CFU1), ENVIRONMENTAL CONCERNS(CFU5)

Location

Manito Park
Manito Park - Bernard and 21st

Project Status

Active
Proposed

External Factors

N A

Maintenance

Maintenance of capital facilities, buildings and infrastructure has an impact on a Department's operating budget, and thus routine maintenance costs for new and ongoing projects are identified in the table below.

	2021	2022	2023	2024	2025	2026	Total
Expected Annual Maintenance	\$0	\$0	\$0	\$0	\$0	\$0	\$0

Maintenance Comments

Parks and Recreation/Parks
Ops - Manito Japanese Garden Pond
PKS-2012-292

Spending

Project Phase	Prior Spending	2020	Estimated Spending							Total
			2021	2022	2023	2024	2025	2026	6 Year Total	
Construction	\$0	\$270,000	\$30,000	\$0	\$0	\$0	\$0	\$0	\$30,000	\$300,000
Design	\$15,000	\$15,000	\$0	\$0	\$0	\$0	\$0	\$0	\$0	\$30,000
Total	\$15,000	\$285,000	\$30,000	\$0	\$0	\$0	\$0	\$0	\$30,000	\$330,000

Funding

Funding Name	Source	Status*	Prior Funding	2020	Estimated Funding							Total
					2021	2022	2023	2024	2025	2026	6 Year Total	
WWM Ops	Local	Funded	\$15,000	\$285,000	\$30,000	\$0	\$0	\$0	\$0	\$0	\$30,000	\$330,000
Total			\$15,000	\$285,000	\$30,000	\$0	\$0	\$0	\$0	\$0	\$30,000	\$330,000

- *Status definitions
- Unidentified: Funding source has not yet been determined
 - Identified: Funding source has been found, but not yet requested
 - Applied: Grant or loan application has been submitted, or budget has been requested
 - Awarded: Grant or loan has been offered but the contract has not yet been signed or budget has not yet been approved by Council
 - Encumbered: Project contract has been signed and funds have been allocated to spend on the project

Parks and Recreation/Parks
Ops - Manito Park Irrigation
PKS-2012-279

Executive Summary
Automate manual irrigation system in phased approach. Work with environmental programs to prioritize project and identify areas for water conservation. 2020 completed irrigation along entire eastern edge of park along Grand Avenue as a part of the 'parkwide water conservation' project.

Project Justification
More efficient and effective watering.
This project meets the following comprehensive plan goals and/or policies:

PRESERVATION & CONSERVATION (PRS1), PARK & OPEN SPACE SYSTEM (PRS2), MAINTENANCE PROGRAM (PRS4), INDOOR/OUTDOOR REC (PRS5), COORDINATION & COOPERATION (PRS6), PARKS SERVICE QUALITY (PRS7) ADEQUATE PUBLIC FACILITIES & SERVICES (CFU1), ENVIRONMENTAL CONCERNS (CFU5)

Location
Manito Park
Manito Park - 18th and Grand

Project Status
Active
Proposed

External Factors
N A

Maintenance
Maintenance of capital facilities, buildings and infrastructure has an impact on a Department's operating budget, and thus routine maintenance costs for new and ongoing projects are identified in the table below.

	2021	2022	2023	2024	2025	2026	Total
Expected Annual Maintenance	\$0	\$0	\$0	\$0	\$0	\$0	\$0

Maintenance Comments

Parks and Recreation/Parks
Ops - Manito Park Irrigation
PKS-2012-279

Spending

Project Phase	Prior Spending	2020	Estimated Spending							Total
			2021	2022	2023	2024	2025	2026	6 Year Total	
Construction	\$0	\$0	\$0	\$0	\$0	\$500,000	\$0	\$0	\$500,000	\$500,000
Design	\$18,000	\$0	\$0	\$0	\$20,000	\$0	\$0	\$0	\$20,000	\$38,000
Total	\$18,000	\$0	\$0	\$0	\$20,000	\$500,000	\$0	\$0	\$520,000	\$538,000

Funding

Funding Name	Source	Status*	Prior Funding	2020	Estimated Funding							Total
					2021	2022	2023	2024	2025	2026	6 Year Total	
Park Fund Capital	Local	Funded	\$18,000	\$0	\$0	\$0	\$20,000	\$0	\$0	\$0	\$20,000	\$38,000
Unidentified	---	Unfunded	\$0	\$0	\$0	\$0	\$0	\$500,000	\$0	\$0	\$500,000	\$500,000
Total			\$18,000	\$0	\$0	\$0	\$20,000	\$500,000	\$0	\$0	\$520,000	\$538,000

- *Status definitions
- Unidentified: Funding source has not yet been determined
 - Identified: Funding source has been found, but not yet requested
 - Applied: Grant or loan application has been submitted, or budget has been requested
 - Awarded: Grant or loan has been offered but the contract has not yet been signed or budget has not yet been approved by Council
 - Encumbered: Project contract has been signed and funds have been allocated to spend on the project

Parks and Recreation/Parks

Ops - Meadowglen Park Development

PKS-2019-39

Executive Summary

Engage neighborhood to develop park master plan and construct park improvements within Meadowglen Park in North Indian Trail to serve the surrounding neighborhood. Master plan engagement will occur as a part of the Parks and Open Space Master Plan project.

Project Justification

The park needs of the North Indian Trail neighborhood is underserved when compared to other neighborhoods within Spokane. The neighborhood only has 1 existing park facility (Pacific Park) and over 650 households are outside of a 1/2 mile from any developed park space (including school district property). Development of the new park facility will create walkable park access to over 1,800 individuals.

This project meets the following comprehensive plan goals and/or policies:

PRESERVATION & CONSERVATION (PRS1), PARK & OPEN SPACE SYSTEM (PRS2), BIKE & PED CIRCULATION (PRS3), MAINTENANCE PROGRAM (PRS4), IND/OUTDOOR REC (PRS5), COORD. & COOPERATION (PRS6), PARKS SERVICE QUALITY (PRS7) ADEQUATE PUBLIC FACILITIES & SERVICES (CFU1), COORDINATION (CFU3).

Location

Meadowglen Park

10890 N. Indian Trail Road. Located at Indian Trail Road & Bedford Ave.

Project Status

Active

Proposed.

External Factors

State grant, local bond, or local impact fee funding is required to fund park development.

Maintenance

Maintenance of capital facilities, buildings and infrastructure has an impact on a Department's operating budget, and thus routine maintenance costs for new and ongoing projects are identified in the table below.

	2021	2022	2023	2024	2025	2026	Total
Expected Annual Maintenance	\$0	\$0	\$0	\$0	\$0	\$0	\$0

Maintenance Comments

Parks and Recreation/Parks
Ops - Meadowglen Park Development
PKS-2019-39

Spending

Project Phase	Prior Spending	2020	Estimated Spending							Total
			2021	2022	2023	2024	2025	2026	6 Year Total	
Construction	\$0	\$0	\$0	\$0	\$0	\$5,000,000	\$0	\$0	\$5,000,000	\$5,000,000
Design	\$0	\$0	\$0	\$0	\$350,000	\$0	\$0	\$0	\$350,000	\$350,000
Planning	\$0	\$15,000	\$0	\$0	\$0	\$0	\$0	\$0	\$0	\$15,000
Total	\$0	\$15,000	\$0	\$0	\$350,000	\$5,000,000	\$0	\$0	\$5,350,000	\$5,365,000

Funding

Funding Name	Source	Status*	Prior Funding	2020	Estimated Funding							Total
					2021	2022	2023	2024	2025	2026	6 Year Total	
Grant - RCO	---	Unfunded	\$0	\$0	\$0	\$0	\$0	\$2,500,000	\$0	\$0	\$2,500,000	\$2,500,000
Park Fund Capital	Local	Funded	\$0	\$15,000	\$0	\$0	\$350,000	\$2,500,000	\$0	\$0	\$2,850,000	\$2,865,000
Total			\$0	\$15,000	\$0	\$0	\$350,000	\$5,000,000	\$0	\$0	\$5,350,000	\$5,365,000

- *Status definitions
- Unidentified: Funding source has not yet been determined
 - Identified: Funding source has been found, but not yet requested
 - Applied: Grant or loan application has been submitted, or budget has been requested
 - Awarded: Grant or loan has been offered but the contract has not yet been signed or budget has not yet been approved by Council
 - Encumbered: Project contract has been signed and funds have been allocated to spend on the project

Parks and Recreation/Parks

Ops - Park Irrigation Vaults

PKS-2017-53

Executive Summary

Replace antiquated irrigation vaults and associated plumbing. Bring vaults & associated equipment up to modern plumbing code. 2023 projects include Mission Park, Indian Trail Park, Manito Boulevard, and if funding permits - High Bridge Park.

Project Justification

Project replaces hazardous confined spaces with modern concrete vaults and brings associated irrigation backflow equipment up to code. Project conducted in conjunction with water department.

This project meets the following comprehensive plan goals and/or policies:

PARK & OPEN SPACE SYSTEM (PRS2), MAINTENANCE PROGRAM (PRS4), IND/OUTDOOR REC (PRS5), COORD. & COOPERATION (PRS6), PARKS SERVICE QUALITY (PRS7) ADEQUATE PUBLIC FACILITIES & SERVICES (CFU1), COORDINATION (CFU3), ENVIRONMENTAL CONCERNS (CFU5)

Location

Other Location

Various - System Wide

Project Status

Active

Ongoing

External Factors

Timing with work schedule between two groups: Water Dept. and Parks Dept.

Maintenance

Maintenance of capital facilities, buildings and infrastructure has an impact on a Department's operating budget, and thus routine maintenance costs for new and ongoing projects are identified in the table below.

	2021	2022	2023	2024	2025	2026	Total
Expected Annual Maintenance	\$0	\$0	\$0	\$0	\$0	\$0	\$0

Maintenance Comments

Parks and Recreation/Parks
Ops - Park Irrigation Vaults
PKS-2017-53

Spending

Project Phase	Prior Spending	2020	Estimated Spending							Total
			2021	2022	2023	2024	2025	2026	6 Year Total	
Construction	\$20,000	\$0	\$0	\$0	\$50,000	\$50,000	\$25,000	\$25,000	\$150,000	\$170,000
Total	\$20,000	\$0	\$0	\$0	\$50,000	\$50,000	\$25,000	\$25,000	\$150,000	\$170,000

Funding

Funding Name	Source	Status*	Prior Funding	2020	Estimated Funding							Total
					2021	2022	2023	2024	2025	2026	6 Year Total	
Park Fund Capital	Local	Funded	\$20,000	\$0	\$0	\$0	\$50,000	\$50,000	\$25,000	\$25,000	\$150,000	\$170,000
Total			\$20,000	\$0	\$0	\$0	\$50,000	\$50,000	\$25,000	\$25,000	\$150,000	\$170,000

- *Status definitions
- Unidentified: Funding source has not yet been determined
 - Identified: Funding source has been found, but not yet requested
 - Applied: Grant or loan application has been submitted, or budget has been requested
 - Awarded: Grant or loan has been offered but the contract has not yet been signed or budget has not yet been approved by Council
 - Encumbered: Project contract has been signed and funds have been allocated to spend on the project

Parks and Recreation/Parks
Ops - Park System Lighting Upgrade
PKS-2014-101

Executive Summary

This project will upgrade existing lighting in parking lots and throughout the parks to modern, energy-efficient packages. Recent lighting technology have increased the financial incentives to modernize lighting.

Project Justification

We currently have outdated and expensive lighting at parking lots and ball fields throughout the parks

This project meets the following comprehensive plan goals and/or policies:

PARK & OPEN SPACE SYSTEM (PRS2), MAINTENANCE PROGRAM (PRS4), INDOOR/OUTDOOR RECREATION (CFU5), PARKS SERVICE QUALITY (PRS7) ADEQUATE PUBLIC FACILITIES & SERVICES (CFU1), COORDINATION (CFU3)

Location

Other Location

Various locations throughout the park system

Project Status

Active

Proposed

External Factors

None

Maintenance

Maintenance of capital facilities, buildings and infrastructure has an impact on a Department's operating budget, and thus routine maintenance costs for new and ongoing projects are identified in the table below.

	2021	2022	2023	2024	2025	2026	Total
Expected Annual Maintenance	\$0	\$0	\$0	\$0	\$0	\$0	\$0

Maintenance Comments

Parks and Recreation/Parks
Ops - Park System Lighting Upgrade
PKS-2014-101

Spending

Project Phase	Prior Spending	2020	Estimated Spending							Total
			2021	2022	2023	2024	2025	2026	6 Year Total	
Construction	\$75,000	\$0	\$0	\$0	\$50,000	\$200,000	\$50,000	\$200,000	\$500,000	\$575,000
Total	\$75,000	\$0	\$0	\$0	\$50,000	\$200,000	\$50,000	\$200,000	\$500,000	\$575,000

Funding

Funding Name	Source	Status*	Prior Funding	2020	Estimated Funding							Total
					2021	2022	2023	2024	2025	2026	6 Year Total	
Park Fund Capital	Local	Funded	\$75,000	\$0	\$0	\$0	\$50,000	\$200,000	\$50,000	\$200,000	\$500,000	\$575,000
Total			\$75,000	\$0	\$0	\$0	\$50,000	\$200,000	\$50,000	\$200,000	\$500,000	\$575,000

- *Status definitions
- Unidentified: Funding source has not yet been determined
 - Identified: Funding source has been found, but not yet requested
 - Applied: Grant or loan application has been submitted, or budget has been requested
 - Awarded: Grant or loan has been offered but the contract has not yet been signed or budget has not yet been approved by Council
 - Encumbered: Project contract has been signed and funds have been allocated to spend on the project

Parks and Recreation/Parks
Ops - Park Trail Improvements - Latah Hangman Valley
PKS-2018-108

Executive Summary

This project would study and implement pedestrian and trail improvements on existing park property within High Bridge Park, Wentel Grant Park, Latah Creek Conservation, and the High Drive Bluff.

Project Justification

No plan exists for bikes and pedestrian connection.
This project meets the following comprehensive plan goals and/or policies:

PRESERVATION & CONSERVATION (PRS1), PARK & OPEN SPACE SYSTEM (PRS2), BICYCLE & PEDESTRIAN CIRCULATION (PRS3), MAINTENANCE PROGRAM (PRS4), COORDINATION & COOPERATION (PRS6), PARKS SERVICE QUALITY (PRS7) ADEQUATE PUBLIC FACILITIES & SERVICES (CFU1), COORDINATION (CFU3)

Location

Latah Creek Conservation
On Park Property between People's Park to Campion Park

Project Status

Active
Proposed

External Factors

N A

Maintenance

Maintenance of capital facilities, buildings and infrastructure has an impact on a Department's operating budget, and thus routine maintenance costs for new and ongoing projects are identified in the table below.

	2021	2022	2023	2024	2025	2026	Total
Expected Annual Maintenance	\$0	\$0	\$0	\$0	\$0	\$0	\$0

Maintenance Comments

Parks and Recreation/Parks
Ops - Park Trail Improvements - Latah Hangman Valley
PKS-2018-108

Spending

Project Phase	Prior Spending	2020	Estimated Spending							Total
			2021	2022	2023	2024	2025	2026	6 Year Total	
Construction	\$0	\$0	\$0	\$0	\$0	\$0	\$0	\$150,000	\$150,000	\$150,000
Planning	\$0	\$0	\$0	\$0	\$0	\$0	\$20,000	\$50,000	\$70,000	\$70,000
Total	\$0	\$0	\$0	\$0	\$0	\$0	\$20,000	\$200,000	\$220,000	\$220,000

Funding

Funding Name	Source	Status*	Prior Funding	2020	Estimated Funding							Total
					2021	2022	2023	2024	2025	2026	6 Year Total	
Grant - RCO	---	Unfunded	\$0	\$0	\$0	\$0	\$0	\$0	\$0	\$200,000	\$200,000	\$200,000
Park Fund Capital	Local	Funded	\$0	\$0	\$0	\$0	\$0	\$0	\$20,000	\$0	\$20,000	\$20,000
Total			\$0	\$0	\$0	\$0	\$0	\$0	\$20,000	\$200,000	\$220,000	\$220,000

- *Status definitions
- Unidentified: Funding source has not yet been determined
 - Identified: Funding source has been found, but not yet requested
 - Applied: Grant or loan application has been submitted, or budget has been requested
 - Awarded: Grant or loan has been offered but the contract has not yet been signed or budget has not yet been approved by Council
 - Encumbered: Project contract has been signed and funds have been allocated to spend on the project

Parks and Recreation/Parks

Ops - Park Wide Park Entries and Accessibility

PKS-2017-54

Executive Summary

Replace aging park identity signage and provide park entry improvements.

Project Justification

Existing park signs are deteriorating & need replacement. New signage may feature updating park branding and incorporate materials to better represent of individual neighborhoods.

This project meets the following comprehensive plan goals and/or policies:

PARK & OPEN SPACE SYSTEM (PRS2), BICYCLE & PEDESTRIAN CIRCULATION (PRS3), MAINTENANCE PROGRAM (PRS4), INDOOR/OUTDOOR REC (PRS5), COORDINATION & COOPERATION (PRS6), PARKS SERVICE QUALITY (PRS7) ADEQUATE PUBLIC FACILITIES & SERVICES (CFU1), COORDINATION (CFU3).

Location

Other Location

Various - System Wide

Project Status

Active

Ongoing

External Factors

Future bond funding availability.

Maintenance

Maintenance of capital facilities, buildings and infrastructure has an impact on a Department's operating budget, and thus routine maintenance costs for new and ongoing projects are identified in the table below.

	2021	2022	2023	2024	2025	2026	Total
Expected Annual Maintenance	\$0	\$0	\$0	\$0	\$0	\$0	\$0

Maintenance Comments

Parks and Recreation/Parks

Ops - Park Wide Park Entries and Accessibility

PKS-2017-54

Spending

Project Phase	Prior Spending	2020	Estimated Spending							Total
			2021	2022	2023	2024	2025	2026	6 Year Total	
Construction	\$0	\$0	\$0	\$0	\$0	\$25,000	\$75,000	\$0	\$100,000	\$100,000
Total	\$0	\$0	\$0	\$0	\$0	\$25,000	\$75,000	\$0	\$100,000	\$100,000

Funding

Funding Name	Source	Status*	Prior Funding	2020	Estimated Funding							Total
					2021	2022	2023	2024	2025	2026	6 Year Total	
Park Fund Capital	Local	Funded	\$0	\$0	\$0	\$0	\$0	\$25,000	\$75,000	\$0	\$100,000	\$100,000
Total			\$0	\$0	\$0	\$0	\$0	\$25,000	\$75,000	\$0	\$100,000	\$100,000

- *Status definitions
- Unidentified: Funding source has not yet been determined
 - Identified: Funding source has been found, but not yet requested
 - Applied: Grant or loan application has been submitted, or budget has been requested
 - Awarded: Grant or loan has been offered but the contract has not yet been signed or budget has not yet been approved by Council
 - Encumbered: Project contract has been signed and funds have been allocated to spend on the project

Parks and Recreation/Parks

Ops - Park-Wide Irrigation Controller Upgrades

PKS-2017-56

Executive Summary

Replace antiquated irrigation controllers and control wiring with modern 'smart irrigation' controllers. Add 1 flow sensing valve to each system.

Project Justification

To replace outdated equipment, limit wasted water due to pipe breaks and increase irrigation efficiency.

This project meets the following comprehensive plan goals and/or policies:

PARK & OPEN SPACE SYSTEM (PRS2), MAINTENANCE PROGRAM (PRS4), IND/OUTDOOR REC (PRS5), COORD. & COOPERATION (PRS6), PARKS SERVICE QUALITY (PRS7) ADEQUATE PUBLIC FACILITIES & SERVICES (CFU1), COORDINATION (CFU3), ENVIRO. CONCERNS (CFU5)

Location

Other Location

Various - System Wide

Project Status

Active

Ongoing

External Factors

Only parks with existing automated systems will receive new controllers. Parks with manual irrigation systems must be upgraded to automatic systems separately.

Maintenance

Maintenance of capital facilities, buildings and infrastructure has an impact on a Department's operating budget, and thus routine maintenance costs for new and ongoing projects are identified in the table below.

	2021	2022	2023	2024	2025	2026	Total
Expected Annual Maintenance	\$0	\$0	\$0	\$0	\$0	\$0	\$0

Maintenance Comments

Parks and Recreation/Parks**Ops - Park-Wide Irrigation Controller Upgrades**

PKS-2017-56

Spending

Project Phase	Prior Spending	2020	Estimated Spending							Total
			2021	2022	2023	2024	2025	2026	6 Year Total	
Purchases	\$40,000	\$0	\$0	\$0	\$30,000	\$30,000	\$30,000	\$30,000	\$120,000	\$160,000
Total	\$40,000	\$0	\$0	\$0	\$30,000	\$30,000	\$30,000	\$30,000	\$120,000	\$160,000

Funding

Funding Name	Source	Status*	Prior Funding	2020	Estimated Funding							Total
					2021	2022	2023	2024	2025	2026	6 Year Total	
Park Fund Capital	Local	Funded	\$40,000	\$0	\$0	\$0	\$30,000	\$30,000	\$30,000	\$30,000	\$120,000	\$160,000
Total			\$40,000	\$0	\$0	\$0	\$30,000	\$30,000	\$30,000	\$30,000	\$120,000	\$160,000

***Status definitions**

- Unidentified: Funding source has not yet been determined
- Identified: Funding source has been found, but not yet requested
- Applied: Grant or loan application has been submitted, or budget has been requested
- Awarded: Grant or loan has been offered but the contract has not yet been signed or budget has not yet been approved by Council
- Encumbered: Project contract has been signed and funds have been allocated to spend on the project

Parks and Recreation/Parks

Ops - Playground Replacements

PKS-2020-56

Executive Summary

Replace play equipment and fall protection surfacing. Add accessible walkways and benches where needed. Future Park bond needed in 2024 for major replacements (last major playground upgrade was in 1999).

Project Justification

Playground safety and usability. Play equipment is beyond design life in many parks.

This project meets the following comprehensive plan goals and/or policies:

PRESERVATION & CONSERVATION (PRS1), PARK & OPEN SPACE SYSTEM (PRS2), MAINTENANCE PROGRAM (PRS4), INDOOR/OUTDOOR REC (PRS5), COORDINATION & COOPERATION (PRS6), PARKS SERVICE QUALITY (PRS7) ADEQUATE PUBLIC FACILITIES & SERVICES (CFU1)

Location

Other Location

Various Parks

Project Status

Active

Ongoing

External Factors

Future bond funding availability.

Maintenance

Maintenance of capital facilities, buildings and infrastructure has an impact on a Department’s operating budget, and thus routine maintenance costs for new and ongoing projects are identified in the table below.

	2021	2022	2023	2024	2025	2026	Total
Expected Annual Maintenance	\$0	\$0	\$0	\$0	\$0	\$0	\$0

Maintenance Comments

Parks and Recreation/Parks

Ops - Playground Replacements

PKS-2020-56

Spending

Project Phase	Prior Spending	2020	Estimated Spending							Total
			2021	2022	2023	2024	2025	2026	6 Year Total	
Construction	\$360,000	\$0	\$0	\$0	\$200,000	\$100,000	\$100,000	\$200,000	\$600,000	\$960,000
Total	\$360,000	\$0	\$0	\$0	\$200,000	\$100,000	\$100,000	\$200,000	\$600,000	\$960,000

Funding

Funding Name	Source	Status*	Prior Funding	2020	Estimated Funding							Total
					2021	2022	2023	2024	2025	2026	6 Year Total	
Park Fund Capital	Local	Funded	\$360,000	\$0	\$0	\$0	\$200,000	\$100,000	\$100,000	\$200,000	\$600,000	\$960,000
Total			\$360,000	\$0	\$0	\$0	\$200,000	\$100,000	\$100,000	\$200,000	\$600,000	\$960,000

- *Status definitions
- Unidentified: Funding source has not yet been determined
 - Identified: Funding source has been found, but not yet requested
 - Applied: Grant or loan application has been submitted, or budget has been requested
 - Awarded: Grant or loan has been offered but the contract has not yet been signed or budget has not yet been approved by Council
 - Encumbered: Project contract has been signed and funds have been allocated to spend on the project

Parks and Recreation/Parks
Ops - Sidewalk Replacement
PKS-2012-327

Executive Summary
Replace cracked and heaved sidewalks. 2020-2024 will replace sections of damaged sidewalks & separate sidewalk from curbs system-wide to improved safety and accessibility.

Project Justification
Safety
This project meets the following comprehensive plan goals and/or policies:
PARK & OPEN SPACE SYSTEM (PRS2), BICYCLE & PEDESTRIAN CIRCULATION (PRS3), MAINTENANCE PROGRAM (PRS4), COORDINATION & COOPERATION (PRS6), PARKS SERVICE QUALITY (PRS7) ADEQUATE PUBLIC FACILITIES & SERVICES (CFU1)

Location
Other Location
Various locations throughout the system

Project Status
Active
Ongoing

External Factors
N A

Maintenance
Maintenance of capital facilities, buildings and infrastructure has an impact on a Department’s operating budget, and thus routine maintenance costs for new and ongoing projects are identified in the table below.

	2021	2022	2023	2024	2025	2026	Total
Expected Annual Maintenance	\$0	\$0	\$0	\$0	\$0	\$0	\$0

Maintenance Comments

Parks and Recreation/Parks
Ops - Sidewalk Replacement
PKS-2012-327

Spending

Project Phase	Prior Spending	2020	Estimated Spending							Total
			2021	2022	2023	2024	2025	2026	6 Year Total	
Construction	\$80,000	\$0	\$0	\$0	\$20,000	\$30,000	\$30,000	\$30,000	\$110,000	\$190,000
Total	\$80,000	\$0	\$0	\$0	\$20,000	\$30,000	\$30,000	\$30,000	\$110,000	\$190,000

Funding

Funding Name	Source	Status*	Prior Funding	2020	Estimated Funding							Total
					2021	2022	2023	2024	2025	2026	6 Year Total	
Park Fund Capital	Local	Funded	\$80,000	\$0	\$0	\$0	\$20,000	\$30,000	\$30,000	\$30,000	\$110,000	\$190,000
Total			\$80,000	\$0	\$0	\$0	\$20,000	\$30,000	\$30,000	\$30,000	\$110,000	\$190,000

- *Status definitions
- Unidentified: Funding source has not yet been determined
 - Identified: Funding source has been found, but not yet requested
 - Applied: Grant or loan application has been submitted, or budget has been requested
 - Awarded: Grant or loan has been offered but the contract has not yet been signed or budget has not yet been approved by Council
 - Encumbered: Project contract has been signed and funds have been allocated to spend on the project

Parks and Recreation/Parks

Ops - Sky Prairie Ped/Bike Connection Plan

PKS-2015-132

Executive Summary

This project would hire a firm to formulate and finalize a plan to connect Sky Prairie Park with Austin Ravine. May be able to identify other funding sources to complete this project (Impact Fees).

Project Justification

No plan exists for bikes and pedestrian connection.

This project meets the following comprehensive plan goals and/or policies:

PRESERVATION & CONSERVATION (PRS1), PARK & OPEN SPACE SYSTEM (PRS2), BICYCLE & PEDESTRIAN CIRCULATION (PRS3), MAINTENANCE PROGRAM (PRS4), COORDINATION & COOPERATION (PRS6), PARKS SERVICE QUALITY (PRS7) ADEQUATE PUBLIC FACILITIES & SERVICES (CFU1), COORDINATION (CFU3)

Location

Sky Prairie Park
Strong Road/Nettleton Ct

Project Status

Active
Proposed

External Factors

N A

Maintenance

Maintenance of capital facilities, buildings and infrastructure has an impact on a Department's operating budget, and thus routine maintenance costs for new and ongoing projects are identified in the table below.

	2021	2022	2023	2024	2025	2026	Total
Expected Annual Maintenance	\$0	\$0	\$0	\$0	\$0	\$0	\$0

Maintenance Comments

Parks and Recreation/Parks
Ops - Sky Prairie Ped/Bike Connection Plan
PKS-2015-132

Spending

Project Phase	Prior Spending	2020	Estimated Spending							Total
			2021	2022	2023	2024	2025	2026	6 Year Total	
Construction	\$0	\$0	\$0	\$0	\$0	\$0	\$0	\$200,000	\$200,000	\$200,000
Planning	\$0	\$0	\$0	\$0	\$0	\$0	\$50,000	\$0	\$50,000	\$50,000
Total	\$0	\$0	\$0	\$0	\$0	\$0	\$50,000	\$200,000	\$250,000	\$250,000

Funding

Funding Name	Source	Status*	Prior Funding	2020	Estimated Funding							Total
					2021	2022	2023	2024	2025	2026	6 Year Total	
Grant - RCO	Unidentified	Unfunded	\$0	\$0	\$0	\$0	\$0	\$0	\$0	\$200,000	\$200,000	\$200,000
Park Fund Capital	Local	Funded	\$0	\$0	\$0	\$0	\$0	\$0	\$50,000	\$0	\$50,000	\$50,000
Total			\$0	\$0	\$0	\$0	\$0	\$0	\$50,000	\$200,000	\$250,000	\$250,000

- *Status definitions
- Unidentified: Funding source has not yet been determined
 - Identified: Funding source has been found, but not yet requested
 - Applied: Grant or loan application has been submitted, or budget has been requested
 - Awarded: Grant or loan has been offered but the contract has not yet been signed or budget has not yet been approved by Council
 - Encumbered: Project contract has been signed and funds have been allocated to spend on the project

Parks and Recreation/Parks
Rec - Dwight Merkel / Albi Stadium Replacement Coordination
PKS-2020-57

Executive Summary

This project is the City coordination for the replacement of Joe Albi Stadium and associated field space. Stadium replacement will be managed by the Spokane School District and may improve land owned by the City.

Project Justification

The stadium site is directly adjacent to the Dwight Merkel Sports Complex. Blending the two sites to ensure a seamless user experience requires coordination between the Spokane School District and Spokane Parks teams.

This project meets the following comprehensive plan goals and/or policies:

PARK & OPEN SPACE SYSTEM (PRS2), BICYCLE & PEDESTRIAN CIRCULATION (PRS3), MAINTENANCE PROGRAM (PRS4), INDOOR/OUTDOOR RECREATION (PRS5), COORD. & COOPERATION (PRS6), PARKS SERVICE QUALITY (PRS7) ADEQUATE PUBLIC FACILITIES & SERVICES (CFU1)

Location

Other Location
Joe Albi Stadium & Dwight Merkel Sports Complex

Project Status

Active
Ongoing

External Factors

Joint use agreement between Parks and the Spokane School District, placement of stadium, construction of the new school adjacent to the stadium. Stadium construction is anticipated to begin in 2021 and be completed in 2022.

Maintenance

Maintenance of capital facilities, buildings and infrastructure has an impact on a Department's operating budget, and thus routine maintenance costs for new and ongoing projects are identified in the table below.

	2021	2022	2023	2024	2025	2026	Total
Expected Annual Maintenance	\$0	\$0	\$0	\$0	\$0	\$0	\$0

Maintenance Comments

Parks and Recreation/Parks
Rec - Dwight Merkel / Albi Stadium Replacement Coordination
PKS-2020-57

Spending

Project Phase	Prior Spending	2020	Estimated Spending							Total
			2021	2022	2023	2024	2025	2026	6 Year Total	
Construction	\$0	\$0	\$0	\$0	\$0	\$0	\$0	\$0	\$0	\$0
Design	\$0	\$0	\$0	\$5,000	\$0	\$0	\$0	\$0	\$5,000	\$5,000
Total	\$0	\$0	\$0	\$5,000	\$0	\$0	\$0	\$0	\$5,000	\$5,000

Funding

Funding Name	Source	Status*	Prior Funding	2020	Estimated Funding							Total
					2021	2022	2023	2024	2025	2026	6 Year Total	
Park Fund Capital	Local	Funded	\$0	\$0	\$0	\$5,000	\$0	\$0	\$0	\$0	\$5,000	\$5,000
Total			\$0	\$0	\$0	\$5,000	\$0	\$0	\$0	\$0	\$5,000	\$5,000

- *Status definitions
- Unidentified: Funding source has not yet been determined
 - Identified: Funding source has been found, but not yet requested
 - Applied: Grant or loan application has been submitted, or budget has been requested
 - Awarded: Grant or loan has been offered but the contract has not yet been signed or budget has not yet been approved by Council
 - Encumbered: Project contract has been signed and funds have been allocated to spend on the project

Parks and Recreation/Parks

Rec - Dwight Merkel Complex BMX Pump Track

PKS-2017-62

Executive Summary

This proposed project is adjacent to the current BMX track on underutilized land that would be ideal, in size and location, for a Pump Track. The Pump Track will be fully accessible and will welcome all types of bikes/wheels including mountain, road, street, scooters, wheelchairs, and skateboards

Project Justification

No pump track exists within the service area

This project meets the following comprehensive plan goals and/or policies:

PARK & OPEN SPACE SYSTEM (PRS2), BICYCLE & PEDESTRIAN CIRCULATION (PRS3), MAINTENANCE PROGRAM (PRS4), INDOOR/OUTDOOR RECREATION (PRS5), COORD. & COOPERATION (PRS6), PARKS SERVICE QUALITY (PRS7) ADEQUATE PUBLIC FACILITIES & SERVICES (CFU1)

Location

Other Location

Dwight Merkel Complex BMX Track

Project Status

Active

Ongoing

External Factors

Parks and Open Space Master Plan. Grant Funding

Maintenance

Maintenance of capital facilities, buildings and infrastructure has an impact on a Department's operating budget, and thus routine maintenance costs for new and ongoing projects are identified in the table below.

	2021	2022	2023	2024	2025	2026	Total
Expected Annual Maintenance	\$0	\$0	\$0	\$0	\$0	\$0	\$0

Maintenance Comments

Parks and Recreation/Parks

Rec - Dwight Merkel Complex BMX Pump Track

PKS-2017-62

Spending

Project Phase	Prior Spending	2020	Estimated Spending							Total
			2021	2022	2023	2024	2025	2026	6 Year Total	
Construction	\$0	\$0	\$0	\$0	\$0	\$0	\$270,000	\$0	\$270,000	\$270,000
Design	\$0	\$0	\$0	\$0	\$0	\$30,000	\$0	\$0	\$30,000	\$30,000
Total	\$0	\$0	\$0	\$0	\$0	\$30,000	\$270,000	\$0	\$300,000	\$300,000

Funding

Funding Name	Source	Status*	Prior Funding	2020	Estimated Funding							Total
					2021	2022	2023	2024	2025	2026	6 Year Total	
Grant - RCO	State	Unfunded	\$0	\$0	\$0	\$0	\$0	\$30,000	\$270,000	\$0	\$300,000	\$300,000
Park Fund Capital	Unidentified	Unfunded	\$0	\$0	\$0	\$0	\$0	\$0	\$0	\$0	\$0	\$0
Total			\$0	\$0	\$0	\$0	\$0	\$30,000	\$270,000	\$0	\$300,000	\$300,000

- *Status definitions
- Unidentified: Funding source has not yet been determined
 - Identified: Funding source has been found, but not yet requested
 - Applied: Grant or loan application has been submitted, or budget has been requested
 - Awarded: Grant or loan has been offered but the contract has not yet been signed or budget has not yet been approved by Council
 - Encumbered: Project contract has been signed and funds have been allocated to spend on the project

Parks and Recreation/Parks
Rec - Franklin Park Tennis/Pickleball Court Development
PKS-2017-59

Executive Summary

A Tennis and Pickleball Court development project. This project would include the resurfacing of the existing four tennis courts at the site for pickleball play. The project will also include new fencing, court striping, nets, site furnishings, drinking fountain, and accessible pathways.

Project Justification

No pickleball courts exist on Park property currently.
This project meets the following comprehensive plan goals and/or policies:

PARK & OPEN SPACE SYSTEM (PRS2), BIKE & PED CIRCULATION (PRS3), MAINTENANCE PROGRAM (PRS4), INDOOR/OUTDOOR RECREATION (PRS5), COORD. & COOPERATION (PRS6), PARKS SERVICE QUALITY (PRS7) ADEQUATE PUBLIC FACILITIES & SERVICES (CFU1), COORDINATION (CFU3)

Location

Franklin Park
Tennis Court at Franklin Park

Project Status

Active
Proposed

External Factors

Parks and Open Space Master Plan. RCO grant funding cycle

Maintenance

Maintenance of capital facilities, buildings and infrastructure has an impact on a Department’s operating budget, and thus routine maintenance costs for new and ongoing projects are identified in the table below.

	2021	2022	2023	2024	2025	2026	Total
Expected Annual Maintenance	\$0	\$0	\$0	\$0	\$0	\$0	\$0

Maintenance Comments

Parks and Recreation/Parks
Rec - Franklin Park Tennis/Pickleball Court Development
PKS-2017-59

Spending

Project Phase	Prior Spending	2020	Estimated Spending							Total
			2021	2022	2023	2024	2025	2026	6 Year Total	
Construction	\$0	\$0	\$0	\$0	\$350,000	\$0	\$0	\$0	\$350,000	\$350,000
Design	\$0	\$0	\$0	\$20,000	\$20,000	\$0	\$0	\$0	\$40,000	\$40,000
Total	\$0	\$0	\$0	\$20,000	\$370,000	\$0	\$0	\$0	\$390,000	\$390,000

Funding

Funding Name	Source	Status*	Prior Funding	2020	Estimated Funding							Total
					2021	2022	2023	2024	2025	2026	6 Year Total	
Grant - RCO	---	Unfunded	\$0	\$0	\$0	\$0	\$185,000	\$0	\$0	\$0	\$185,000	\$185,000
Park Fund Capital	Local	Funded	\$0	\$0	\$0	\$20,000	\$185,000	\$0	\$0	\$0	\$205,000	\$205,000
Total			\$0	\$0	\$0	\$20,000	\$370,000	\$0	\$0	\$0	\$390,000	\$390,000

- *Status definitions
- Unidentified: Funding source has not yet been determined
 - Identified: Funding source has been found, but not yet requested
 - Applied: Grant or loan application has been submitted, or budget has been requested
 - Awarded: Grant or loan has been offered but the contract has not yet been signed or budget has not yet been approved by Council
 - Encumbered: Project contract has been signed and funds have been allocated to spend on the project

Parks and Recreation/Parks

Rec - Franklin Park Youth Softball Field Light & Furnishings

PKS-2017-64

Executive Summary

A project for new lighting and other amenities for Franklin Park Youth Softball Fields. Improvements include the lighting of two youth softball fields, new bleachers, site lighting, landscape improvements, and drinking fountains

Project Justification

No exclusive youth softball fields exist on Park property currently.

This project meets the following comprehensive plan goals and/or policies:

PARK & OPEN SPACE SYSTEM (PRS2),MAINTENANCE PROGRAM (PRS4), INDOOR/OUTDOOR RECREATION (PRS5), COORDINATION & COOPERATION (PRS6), PARKS SERVICE QUALITY (PRS7) ADEQUATE PUBLIC FACILITIES & SERVICES (CFU1), COORDINATION (CFU3)

Location

Franklin Park

Softball Complex at Franklin Park

Project Status

Active

Proposed

External Factors

N/A

Maintenance

Maintenance of capital facilities, buildings and infrastructure has an impact on a Department's operating budget, and thus routine maintenance costs for new and ongoing projects are identified in the table below.

	2021	2022	2023	2024	2025	2026	Total
Expected Annual Maintenance	\$0	\$0	\$0	\$0	\$0	\$0	\$0

Maintenance Comments

Parks and Recreation/Parks
Rec - Franklin Park Youth Softball Field Light & Furnishings
PKS-2017-64

Spending

Project Phase	Prior Spending	2020	Estimated Spending							Total
			2021	2022	2023	2024	2025	2026	6 Year Total	
Construction	\$0	\$0	\$0	\$0	\$0	\$0	\$50,000	\$400,000	\$450,000	\$450,000
Design	\$0	\$0	\$0	\$0	\$0	\$10,000	\$25,000	\$0	\$35,000	\$35,000
Total	\$0	\$0	\$0	\$0	\$0	\$10,000	\$75,000	\$400,000	\$485,000	\$485,000

Funding

Funding Name	Source	Status*	Prior Funding	2020	Estimated Funding							Total
					2021	2022	2023	2024	2025	2026	6 Year Total	
Grant - RCO	---	Unfunded	\$0	\$0	\$0	\$0	\$0	\$10,000	\$40,000	\$400,000	\$450,000	\$450,000
Park Fund Capital	Local	Funded	\$0	\$0	\$0	\$0	\$0	\$0	\$35,000	\$0	\$35,000	\$35,000
Total			\$0	\$0	\$0	\$0	\$0	\$10,000	\$75,000	\$400,000	\$485,000	\$485,000

- *Status definitions
- Unidentified: Funding source has not yet been determined
 - Identified: Funding source has been found, but not yet requested
 - Applied: Grant or loan application has been submitted, or budget has been requested
 - Awarded: Grant or loan has been offered but the contract has not yet been signed or budget has not yet been approved by Council
 - Encumbered: Project contract has been signed and funds have been allocated to spend on the project

Parks and Recreation/Parks
Rec - Minnehaha Trail Head/Parking Lot
PKS-2012-302

Executive Summary

This project will provide a parking area and trail head on the east end of Minnehaha Park for trail access to Beacon Hill for hiking and biking. It will reduce the need for the informal trail head access at Esmeralda Golf Course.

Project Justification

From the Beacon Hill plan the main parking area to access Beacon Hill was identified as Esmeralda Golf Course. Esmeralda is not a trail head location and by establishing a trail head parking area at Minnehaha we will be able to use the restroom that is already in place and have a better user experience for Beacon. Minnehaha is identified as the major access point to Beacon for mountain biking, hiking and trail running.

This project meets the following comprehensive plan goals and/or policies:

PARK & OPEN SPACE SYSTEM (PRS2), BICYCLE & PEDESTRIAN CIRCULATION (PRS3), INDOOR/OUTDOOR RECREATION (PRS5), COORDINATION & COOPERATION (PRS6), PARKS SERVICE QUALITY (PRS7) ADEQUATE PUBLIC FACILITIES & SERVICES (CFU1), ENVIRONMENTAL CONCERNS(CFU5)

Location

Minnehaha Park
Minnehaha Park - Euclid and Havana

Project Status

Active
Proposed

External Factors

Beacon Hill Land Acquisition (planned in 2020/2021)

Maintenance

Maintenance of capital facilities, buildings and infrastructure has an impact on a Department's operating budget, and thus routine maintenance costs for new and ongoing projects are identified in the table below.

	2021	2022	2023	2024	2025	2026	Total
Expected Annual Maintenance	\$0	\$0	\$0	\$0	\$0	\$0	\$0

Maintenance Comments

Parking would not need plowing since trails are not open for hiking or bike riding when snow covered.

Parks and Recreation/Parks
Rec - Minnehaha Trail Head/Parking Lot
PKS-2012-302

Spending

Project Phase	Prior Spending	2020	Estimated Spending							Total
			2021	2022	2023	2024	2025	2026	6 Year Total	
Construction	\$0	\$0	\$0	\$0	\$0	\$0	\$0	\$500,000	\$500,000	\$500,000
Design	\$0	\$0	\$0	\$0	\$0	\$0	\$65,000	\$0	\$65,000	\$65,000
Planning	\$0	\$0	\$0	\$0	\$0	\$20,000	\$0	\$0	\$20,000	\$20,000
Total	\$0	\$0	\$0	\$0	\$0	\$20,000	\$65,000	\$500,000	\$585,000	\$585,000

Funding

Funding Name	Source	Status*	Prior Funding	2020	Estimated Funding							Total
					2021	2022	2023	2024	2025	2026	6 Year Total	
Grant - RCO	State	Unfunded	\$0	\$0	\$0	\$0	\$0	\$0	\$65,000	\$500,000	\$565,000	\$565,000
Park Fund Capital	Local	Funded	\$0	\$0	\$0	\$0	\$0	\$20,000	\$0	\$0	\$20,000	\$20,000
Total			\$0	\$0	\$0	\$0	\$0	\$20,000	\$65,000	\$500,000	\$585,000	\$585,000

*Status definitions

- Unidentified: Funding source has not yet been determined
- Identified: Funding source has been found, but not yet requested
- Applied: Grant or loan application has been submitted, or budget has been requested
- Awarded: Grant or loan has been offered but the contract has not yet been signed or budget has not yet been approved by Council
- Encumbered: Project contract has been signed and funds have been allocated to spend on the project

Parks and Recreation/Parks

Rec - Sekani Parking and Utility Improvements

PKS-2013-136

Executive Summary

Camp Sekani is a 238 acre multi-use park with scenic topography and proximity to the Spokane River. Usage of the park area is increasing and needs improved accessibility and parking. Utilities are lacking. Phase 1 design in 2023, Phase 1 construction in 2024, and Phase 2 design in 2026.

Project Justification

Current access is provided by a difficult to maintain dirt/gravel road. Also, storm water management and additional parking is needed. Upgrade storm water and lighting infrastructure to improve site drainage and security.

This project meets the following comprehensive plan goals and/or policies:

PARK & OPEN SPACE SYSTEM (PRS2), BICYCLE & PEDESTRIAN CIRCULATION (PRS3), MAINTENANCE PROGRAM (PRS4), COORDINATION & COOPERATION (PRS6), PARKS SERVICE QUALITY (PRS7) ADEQUATE PUBLIC FACILITIES & SERVICES (CFU1), COORDINATION (CFU3), ENVIRONMENTAL CONCERNS (CFU5)

Location

Camp Sekani Park

Camp Sekani

Project Status

Active

Proposed

External Factors

na

Maintenance

Maintenance of capital facilities, buildings and infrastructure has an impact on a Department's operating budget, and thus routine maintenance costs for new and ongoing projects are identified in the table below.

	2021	2022	2023	2024	2025	2026	Total
Expected Annual Maintenance	\$0	\$0	\$0	\$0	\$0	\$0	\$0

Maintenance Comments

Parks and Recreation/Parks
Rec - Sekani Parking and Utility Improvements
PKS-2013-136

Spending

Project Phase	Prior Spending	2020	Estimated Spending							Total
			2021	2022	2023	2024	2025	2026	6 Year Total	
Construction	\$0	\$0	\$0	\$0	\$0	\$200,000	\$0	\$0	\$200,000	\$200,000
Design	\$0	\$0	\$0	\$0	\$30,000	\$0	\$0	\$30,000	\$60,000	\$60,000
Total	\$0	\$0	\$0	\$0	\$30,000	\$200,000	\$0	\$30,000	\$260,000	\$260,000

Funding

Funding Name	Source	Status*	Prior Funding	2020	Estimated Funding							Total
					2021	2022	2023	2024	2025	2026	6 Year Total	
Grant - RCO	State	Unfunded	\$0	\$0	\$0	\$0	\$0	\$100,000	\$0	\$30,000	\$130,000	\$130,000
Park Fund Capital	Local	Funded	\$0	\$0	\$0	\$0	\$30,000	\$100,000	\$0	\$0	\$130,000	\$130,000
Total			\$0	\$0	\$0	\$0	\$30,000	\$200,000	\$0	\$30,000	\$260,000	\$260,000

*Status definitions

- Unidentified: Funding source has not yet been determined
- Identified: Funding source has been found, but not yet requested
- Applied: Grant or loan application has been submitted, or budget has been requested
- Awarded: Grant or loan has been offered but the contract has not yet been signed or budget has not yet been approved by Council
- Encumbered: Project contract has been signed and funds have been allocated to spend on the project

Parks and Recreation/Parks

Rec - Thornton Murphy Youth Baseball Renovation Project

PKS-2017-63

Executive Summary

Renovation of two Youth Baseball Fields that will include a complete reconditioning of the playing surface, new backstops, bleachers and other site furnishings, accessible pathways and drinking fountains

Project Justification

Current fields cannot meet the demand.

This project meets the following comprehensive plan goals and/or policies:

PARK & OPEN SPACE SYSTEM (PRS2), MAINTENANCE PROGRAM (PRS4), INDOOR/OUTDOOR RECREATION (PRS5), COORDINATION & COOPERATION (PRS6), PARKS SERVICE QUALITY (PRS7) ADEQUATE PUBLIC FACILITIES & SERVICES (CFU1), COORDINATION (CFU3).

Location

Thornton Murphy Park

Thornton Murphy Park

Project Status

Active

Proposed

External Factors

Grant Funding

Maintenance

Maintenance of capital facilities, buildings and infrastructure has an impact on a Department's operating budget, and thus routine maintenance costs for new and ongoing projects are identified in the table below.

	2021	2022	2023	2024	2025	2026	Total
Expected Annual Maintenance	\$0	\$0	\$0	\$0	\$0	\$0	\$0

Maintenance Comments

Parks and Recreation/Parks
Rec - Thornton Murphy Youth Baseball Renovation Project
PKS-2017-63

Spending

Project Phase	Prior Spending	2020	Estimated Spending							Total
			2021	2022	2023	2024	2025	2026	6 Year Total	
Construction	\$0	\$0	\$0	\$0	\$0	\$0	\$400,000	\$0	\$400,000	\$400,000
Design	\$0	\$0	\$0	\$0	\$0	\$40,000	\$0	\$0	\$40,000	\$40,000
Total	\$0	\$0	\$0	\$0	\$0	\$40,000	\$400,000	\$0	\$440,000	\$440,000

Funding

Funding Name	Source	Status*	Prior Funding	2020	Estimated Funding							Total
					2021	2022	2023	2024	2025	2026	6 Year Total	
Grant - RCO	---	Unfunded	\$0	\$0	\$0	\$0	\$0	\$0	\$200,000	\$0	\$200,000	\$200,000
Park Fund Capital	Local	Funded	\$0	\$0	\$0	\$0	\$0	\$40,000	\$200,000	\$0	\$240,000	\$240,000
Total			\$0	\$0	\$0	\$0	\$0	\$40,000	\$400,000	\$0	\$440,000	\$440,000

- *Status definitions
- Unidentified: Funding source has not yet been determined
 - Identified: Funding source has been found, but not yet requested
 - Applied: Grant or loan application has been submitted, or budget has been requested
 - Awarded: Grant or loan has been offered but the contract has not yet been signed or budget has not yet been approved by Council
 - Encumbered: Project contract has been signed and funds have been allocated to spend on the project

Parks and Recreation/Parks
Rec - Youth Baseball Field Improvements
PKS-2015-66

Executive Summary
This project extends bullpen fences, adds soil amenities and adds permanent storage facilities with electricity at all sites. 2024 & 2025 will focus on Comstock Park and Thornton Murphy fields.

Project Justification
Storage is limited and bull pens are too short, causing safety issues. Infields are not level and soil is too dry for playability.
This project meets the following comprehensive plan goals and/or policies:
PARK & OPEN SPACE SYSTEM (PRS2), BICYCLE & PEDESTRIAN CIRCULATION (PRS3), INDOOR/OUTDOOR RECREATION (PRS5), COORDINATION & COOPERATION (PRS6), PARKS SERVICE QUALITY (PRS7) ADEQUATE PUBLIC FACILITIES & SERVICES (CFU1), ENVIRONMENTAL CONCERNS(CFU5)

Location
Other Location
All sports fields: BA Clark, Chief Garry, Liberty, Merkel and Underhill ball fields.

Project Status
Active
Proposed

External Factors
None

Maintenance
Maintenance of capital facilities, buildings and infrastructure has an impact on a Department's operating budget, and thus routine maintenance costs for new and ongoing projects are identified in the table below.

	2021	2022	2023	2024	2025	2026	Total
Expected Annual Maintenance	\$0	\$0	\$0	\$0	\$0	\$0	\$0

Maintenance Comments

Parks and Recreation/Parks
Rec - Youth Baseball Field Improvements
PKS-2015-66

Spending

Project Phase	Prior Spending	2020	Estimated Spending							Total
			2021	2022	2023	2024	2025	2026	6 Year Total	
Construction	\$75,000	\$0	\$0	\$0	\$0	\$50,000	\$50,000	\$0	\$100,000	\$175,000
Total	\$75,000	\$0	\$0	\$0	\$0	\$50,000	\$50,000	\$0	\$100,000	\$175,000

Funding

Funding Name	Source	Status*	Prior Funding	2020	Estimated Funding							Total
					2021	2022	2023	2024	2025	2026	6 Year Total	
Park Fund Capital	Local	Funded	\$75,000	\$0	\$0	\$0	\$0	\$50,000	\$50,000	\$0	\$100,000	\$175,000
Total			\$75,000	\$0	\$0	\$0	\$0	\$50,000	\$50,000	\$0	\$100,000	\$175,000

- *Status definitions
- Unidentified: Funding source has not yet been determined
 - Identified: Funding source has been found, but not yet requested
 - Applied: Grant or loan application has been submitted, or budget has been requested
 - Awarded: Grant or loan has been offered but the contract has not yet been signed or budget has not yet been approved by Council
 - Encumbered: Project contract has been signed and funds have been allocated to spend on the project

Parks and Recreation/Parks

RFP - 2014 Bond Projects

PKS-2014-196

Executive Summary

2014-2021 Park Bond remodel. 2020-2021 will complete the north bank reconstruction, the Washington St / N. River Drive intersection improvements, and miscellaneous minor projects & project closeout. Capital campaign projects include: inclusive playground & tour train, etc.

Project Justification

Riverfront Park's ability to continue to host major regional events depends on its ability to provide appropriate infrastructure. The development of these events have outpaced Riverfront Park's ability to provide the appropriate infrastructure.

This project meets the following comprehensive plan goals and/or policies:

PRESERVATION & CONSERVATION (PRS1), PARK & OPEN SPACE SYSTEM (PRS2), BIKE & PED CIRCULATION (PRS3), MAINTENANCE PROGRAM (PRS4), IND/OUTDOOR REC (PRS5), COORD. & COOPERATION (PRS6), PARKS SERVICE QUALITY (PRS7) ADEQUATE PUBLIC FACILITIES & SERVICES (CFU1), COORDINATION (CFU3), ENVIRO. CONCERNS (CFU5)

Location

Riverfront Park

Riverfront Park - Spokane Falls Blvd and Stevens

Project Status

Active

Proposed

External Factors

Spokane Parks Foundation park capital campaign funding. Funds for playground are anticipated to be spent 2020. Additional donations may come in later. COVID-19 delays for manufactured product (play equipment and restrooms).

Maintenance

Maintenance of capital facilities, buildings and infrastructure has an impact on a Department's operating budget, and thus routine maintenance costs for new and ongoing projects are identified in the table below.

	2021	2022	2023	2024	2025	2026	Total
Expected Annual Maintenance	\$0	\$0	\$0	\$0	\$0	\$0	\$0

Maintenance Comments

Parks and Recreation/Parks
RFP - 2014 Bond Projects
PKS-2014-196

Spending

Project Phase	Prior Spending	2020	Estimated Spending							Total
			2021	2022	2023	2024	2025	2026	6 Year Total	
Construction	\$56,800,000	\$10,250,000	\$1,000,000	\$0	\$0	\$0	\$0	\$0	\$1,000,000	\$68,050,000
Total	\$56,800,000	\$10,250,000	\$1,000,000	\$0	\$0	\$0	\$0	\$0	\$1,000,000	\$68,050,000

Funding

Funding Name	Source	Status*	Prior Funding	2020	Estimated Funding							Total
					2021	2022	2023	2024	2025	2026	6 Year Total	
2014 Park Bond	Local	Funded	\$56,800,000	\$10,250,000	\$1,000,000	\$0	\$0	\$0	\$0	\$0	\$1,000,000	\$68,050,000
Total			\$56,800,000	\$10,250,000	\$1,000,000	\$0	\$0	\$0	\$0	\$0	\$1,000,000	\$68,050,000

- *Status definitions
- Unidentified: Funding source has not yet been determined
 - Identified: Funding source has been found, but not yet requested
 - Applied: Grant or loan application has been submitted, or budget has been requested
 - Awarded: Grant or loan has been offered but the contract has not yet been signed or budget has not yet been approved by Council
 - Encumbered: Project contract has been signed and funds have been allocated to spend on the project

Parks and Recreation/Parks
RFP - Non-Bond Projects

PKS-2014-201

Executive Summary

Misc. projects that meet the park improvement mission, addressing issues not covered in bond. 2021 projects will include FF&E purchases, West Havermale playground, grants, park campaign donations, and may include pavilion minor mod's, Red Wagon paint, Lilac Bowl irrigation and pavement repairs.

Project Justification

Many projects are needed to improve areas of the park not addressed by bond funds.

This project meets the following comprehensive plan goals and/or policies:

PRESERVATION & CONSERVATION (PRS1), PARK & OPEN SPACE SYSTEM (PRS2), BIKE & PED CIRCULATION (PRS3), MAINTENANCE PROGRAM (PRS4), IND/OUTDOOR REC (PRS5), COORD. & COOPERATION (PRS6), PARKS SERVICE QUALITY (PRS7) ADEQUATE PUBLIC FACILITIES & SERVICES (CFU1), COORDINATION (CFU3), ENVIRO. CONCERNS (CFU5)

Location

Riverfront Park
Riverfront Park - Spokane Falls Blvd and Stevens

Project Status

Active
Ongoing

External Factors

Funding

Maintenance

Maintenance of capital facilities, buildings and infrastructure has an impact on a Department's operating budget, and thus routine maintenance costs for new and ongoing projects are identified in the table below.

	2021	2022	2023	2024	2025	2026	Total
Expected Annual Maintenance	\$0	\$0	\$0	\$0	\$0	\$0	\$0

Maintenance Comments

Parks and Recreation/Parks
RFP - Non-Bond Projects
PKS-2014-201

Spending

Project Phase	Prior Spending	2020	Estimated Spending							Total
			2021	2022	2023	2024	2025	2026	6 Year Total	
Construction	\$1,180,000	\$4,269,000	\$490,000	\$0	\$0	\$0	\$0	\$0	\$490,000	\$5,939,000
Design	\$50,000	\$0	\$0	\$0	\$0	\$0	\$0	\$0	\$0	\$50,000
Total	\$1,230,000	\$4,269,000	\$490,000	\$0	\$0	\$0	\$0	\$0	\$490,000	\$5,989,000

Funding

Funding Name	Source	Status*	Prior Funding	2020	Estimated Funding							Total
					2021	2022	2023	2024	2025	2026	6 Year Total	
Arterial Street Fund	Local	Funded	\$0	\$469,000	\$0	\$0	\$0	\$0	\$0	\$0	\$0	\$469,000
Donation - Parks Foundation	Private	Funded	\$0	\$3,150,000	\$420,000	\$0	\$0	\$0	\$0	\$0	\$420,000	\$3,570,000
Grant - EPA	Federal	Funded	\$0	\$200,000	\$0	\$0	\$0	\$0	\$0	\$0	\$0	\$200,000
Grant - RCO LWCF	Federal	Funded	\$0	\$450,000	\$50,000	\$0	\$0	\$0	\$0	\$0	\$50,000	\$500,000
Park Fund Capital	Local	Funded	\$1,230,000	\$0	\$20,000	\$0	\$0	\$0	\$0	\$0	\$20,000	\$1,250,000
Total			\$1,230,000	\$4,269,000	\$490,000	\$0	\$0	\$0	\$0	\$0	\$490,000	\$5,989,000

- *Status definitions
- Unidentified: Funding source has not yet been determined
 - Identified: Funding source has been found, but not yet requested
 - Applied: Grant or loan application has been submitted, or budget has been requested
 - Awarded: Grant or loan has been offered but the contract has not yet been signed or budget has not yet been approved by Council
 - Encumbered: Project contract has been signed and funds have been allocated to spend on the project

Parks and Recreation/Parks

RFP - North Suspension Bridge

PKS-2019-33

Executive Summary

The project will renovate the north riverfront park suspension bridge, walkway on Canada island, and vault lids on both north and south suspension bridges. North bridge replacement is a critical priority.

Project Justification

The bridge has exceeded its design life and is currently closed to the public due to deck damage. Bridge railings do not meet modern guardrail standards, bridge deck framing is heavily corroded, and electrical components beneath bridge cannot be properly maintained. Sections of bridge decking are failing yearly.

This project meets the following comprehensive plan goals and/or policies:

PRESERVATION & CONSERVATION (PRS1), PARK & OPEN SPACE SYSTEM (PRS2), BIKE & PED CIRCULATION (PRS3), MAINTENANCE PROGRAM (PRS4), IND/OUTDOOR REC (PRS5), COORD. & COOPERATION (PRS6), PARKS SERVICE QUALITY (PRS7) ADEQUATE PUBLIC FACILITIES & SERVICES (CFU1), COORDINATION (CFU3)

Location

Riverfront Park

Riverfront Park, spanning north channel of Spokane river from snx? mene? island to North Bank.

Project Status

Active

Proposed.

External Factors

Washington State RCO grant, local match funding & post street bridge construction.

Maintenance

Maintenance of capital facilities, buildings and infrastructure has an impact on a Department's operating budget, and thus routine maintenance costs for new and ongoing projects are identified in the table below.

	2021	2022	2023	2024	2025	2026	Total
Expected Annual Maintenance	\$0	\$0	\$0	\$0	\$0	\$0	\$0

Maintenance Comments

Parks is coordinating with streets department to develop cooperative park bridge maintenance program. 'city strategic funds' in account 1950 were transferred from arterial street fund to park fund 1950 account in 2019.

Parks and Recreation/Parks**RFP - North Suspension Bridge**

PKS-2019-33

Spending

Project Phase	Prior Spending	2020	Estimated Spending							Total
			2021	2022	2023	2024	2025	2026	6 Year Total	
Construction	\$0	\$0	\$2,550,000	\$0	\$0	\$0	\$0	\$0	\$2,550,000	\$2,550,000
Design	\$104,000	\$0	\$200,000	\$0	\$0	\$0	\$0	\$0	\$200,000	\$304,000
Total	\$104,000	\$0	\$2,750,000	\$0	\$0	\$0	\$0	\$0	\$2,750,000	\$2,854,000

Funding

Funding Name	Source	Status*	Prior Funding	2020	Estimated Funding							Total
					2021	2022	2023	2024	2025	2026	6 Year Total	
2014 Park Bond	Local	Funded	\$0	\$0	\$500,000	\$0	\$0	\$0	\$0	\$0	\$500,000	\$500,000
City Strategic Allocation	Local	Funded	\$0	\$0	\$1,000,000	\$0	\$0	\$0	\$0	\$0	\$1,000,000	\$1,000,000
Donation - Local Utility	---	Funded	\$104,000	\$0	\$0	\$0	\$0	\$0	\$0	\$0	\$0	\$104,000
Grant - RCO ALEA	State	Funded	\$0	\$0	\$500,000	\$0	\$0	\$0	\$0	\$0	\$500,000	\$500,000
Grant - WQTIF	Local	Funded	\$0	\$0	\$500,000	\$0	\$0	\$0	\$0	\$0	\$500,000	\$500,000
Park Fund Capital	Local	Funded	\$0	\$0	\$250,000	\$0	\$0	\$0	\$0	\$0	\$250,000	\$250,000
Total			\$104,000	\$0	\$2,750,000	\$0	\$0	\$0	\$0	\$0	\$2,750,000	\$2,854,000

***Status definitions**

- Unidentified: Funding source has not yet been determined
- Identified: Funding source has been found, but not yet requested
- Applied: Grant or loan application has been submitted, or budget has been requested
- Awarded: Grant or loan has been offered but the contract has not yet been signed or budget has not yet been approved by Council
- Encumbered: Project contract has been signed and funds have been allocated to spend on the project

Parks and Recreation/Parks

RFP - South Suspension Bridge

PKS-2020-43

Executive Summary

The project will renovate the south Riverfront Park suspension bridge deck. South bridge replacement is secondary to the renovation of the north suspension bridge.

Project Justification

The bridge has exceeded its design life and requires increased annual maintenance to keep the bridge open to the public, requiring increased frequency of periodic closures to the public. Bridge railings do not meet modern guardrail standards, bridge deck framing is heavily corroded, and electrical components beneath bridge cannot be properly maintained. Sections of bridge decking are failing yearly.

This project meets the following comprehensive plan goals and/or policies:

PRESERVATION & CONSERVATION (PRS1), PARK & OPEN SPACE SYSTEM (PRS2), BIKE & PED CIRCULATION (PRS3), MAINTENANCE PROGRAM (PRS4), IND/OUTDOOR REC (PRS5), COORD. & COOPERATION (PRS6), PARKS SERVICE QUALITY (PRS7) ADEQUATE PUBLIC FACILITIES & SERVICES (CFU1), COORDINATION (CFU3)

Location

Riverfront Park

Riverfront Park, spanning south channel of the Spokane River from West Havermale Playground to snx? mene? island.

Project Status

Active

Proposed.

External Factors

National Park Service grant funding, north suspension bridge project construction, local match funding, and Post Street bridge construction.

Maintenance

Maintenance of capital facilities, buildings and infrastructure has an impact on a Department's operating budget, and thus routine maintenance costs for new and ongoing projects are identified in the table below.

	2021	2022	2023	2024	2025	2026	Total
Expected Annual Maintenance	\$0	\$0	\$0	\$0	\$0	\$0	\$0

Maintenance Comments

Parks is coordinating with Streets department to develop cooperative park bridge maintenance program.

Parks and Recreation/Parks

RFP - South Suspension Bridge

PKS-2020-43

Spending

Project Phase	Prior Spending	2020	Estimated Spending							Total
			2021	2022	2023	2024	2025	2026	6 Year Total	
Construction	\$0	\$0	\$0	\$0	\$1,600,000	\$0	\$0	\$0	\$1,600,000	\$1,600,000
Design	\$104,000	\$0	\$0	\$0	\$150,000	\$0	\$0	\$0	\$150,000	\$254,000
Total	\$104,000	\$0	\$0	\$0	\$1,750,000	\$0	\$0	\$0	\$1,750,000	\$1,854,000

Funding

Funding Name	Source	Status*	Prior Funding	2020	Estimated Funding							Total
					2021	2022	2023	2024	2025	2026	6 Year Total	
Donation - Local Utility	Local	Funded	\$104,000	\$0	\$0	\$0	\$0	\$0	\$0	\$0	\$0	\$104,000
Grant - RCO LWCF ORLP	Federal	Unfunded	\$0	\$0	\$0	\$0	\$750,000	\$0	\$0	\$0	\$750,000	\$750,000
Park Fund Capital	Local	Funded	\$0	\$0	\$0	\$0	\$1,000,000	\$0	\$0	\$0	\$1,000,000	\$1,000,000
Total			\$104,000	\$0	\$0	\$0	\$1,750,000	\$0	\$0	\$0	\$1,750,000	\$1,854,000

- *Status definitions
- Unidentified: Funding source has not yet been determined
 - Identified: Funding source has been found, but not yet requested
 - Applied: Grant or loan application has been submitted, or budget has been requested
 - Awarded: Grant or loan has been offered but the contract has not yet been signed or budget has not yet been approved by Council
 - Encumbered: Project contract has been signed and funds have been allocated to spend on the project

Parks and Recreation/Parks
UF - Finch Arboretum Bridge
PKS-2018-63

Executive Summary

Construct concrete vehicular bridge across Garden Springs Creek within Finch Arboretum to provide maintenance vehicle access.

Project Justification

The bridge replaces a culvert creek crossing which was removed as a part of the Garden Springs Creek Restoration to improve water quality & fish habitat. The replacement bridge will restore the vehicular access lost during the creek restoration project.

This project meets the following comprehensive plan goals and/or policies:

PARK & OPEN SPACE SYSTEM (PRS2), MAINTENANCE PROGRAM (PRS4), INDOOR/OUTDOOR RECREATION (PRS5), COORDINATION & COOPERATION (PRS6), PARKS SERVICE QUALITY (PRS7) ADEQUATE PUBLIC FACILITIES & SERVICES (CFU1).

Location

Finch Arboretum
3404 W Woodland Blvd, Spokane, WA 99224

Project Status

Active
Proposed

External Factors

Maintenance

Maintenance of capital facilities, buildings and infrastructure has an impact on a Department's operating budget, and thus routine maintenance costs for new and ongoing projects are identified in the table below.

	2021	2022	2023	2024	2025	2026	Total
Expected Annual Maintenance	\$0	\$0	\$0	\$0	\$0	\$0	\$0

Maintenance Comments

Parks and Recreation/Parks
UF - Finch Arboretum Bridge
PKS-2018-63

Spending

Project Phase	Prior Spending	2020	Estimated Spending							Total
			2021	2022	2023	2024	2025	2026	6 Year Total	
Construction	\$0	\$0	\$0	\$0	\$0	\$0	\$120,000	\$0	\$120,000	\$120,000
Design	\$42,000	\$0	\$0	\$0	\$0	\$0	\$0	\$0	\$0	\$42,000
Total	\$42,000	\$0	\$0	\$0	\$0	\$0	\$120,000	\$0	\$120,000	\$162,000

Funding

Funding Name	Source	Status*	Prior Funding	2020	Estimated Funding							Total
					2021	2022	2023	2024	2025	2026	6 Year Total	
Park Fund Capital	Local	Funded	\$42,000	\$0	\$0	\$0	\$0	\$0	\$120,000	\$0	\$120,000	\$162,000
Total			\$42,000	\$0	\$0	\$0	\$0	\$0	\$120,000	\$0	\$120,000	\$162,000

- *Status definitions
- Unidentified: Funding source has not yet been determined
 - Identified: Funding source has been found, but not yet requested
 - Applied: Grant or loan application has been submitted, or budget has been requested
 - Awarded: Grant or loan has been offered but the contract has not yet been signed or budget has not yet been approved by Council
 - Encumbered: Project contract has been signed and funds have been allocated to spend on the project

Parks and Recreation/Parks
UF - Finch Arboretum Entrance Improvements
PKS-2017-58

Executive Summary

Phase 1 Improve access drive from Sunset Highway toward arboretum entrance - completed in 2019 as part of Sunset Ave. Rebuild. Phase 2 - Install entry monument and landscaping to Finch Arboretum along Sunset Boulevard.

Project Justification

Enhance signage to Arboretum entry. Facility currently lacks notable signage along Sunset Blvd. and improvement will better announce facility to users and passers-by. Perform work after Sunset Blvd rebuild.

This project meets the following comprehensive plan goals and/or policies:

PARK & OPEN SPACE SYSTEM (PRS2), BIKE & PED CIRCULATION (PRS3), MAINTENANCE PROGRAM (PRS4), INDOOR/OUTDOOR RECREATION (PRS5), COORDINATION & COOPERATION (PRS6), PARKS SERVICE QUALITY (PRS7) ADEQUATE PUBLIC FACILITIES & SERVICES (CFU1), COORDINATION (CFU3)

Location

Finch Arboretum
3404 W Woodland Blvd, Spokane, WA 99224

Project Status

Active
Proposed

External Factors

Sunset Boulevard improvements.

Maintenance

Maintenance of capital facilities, buildings and infrastructure has an impact on a Department's operating budget, and thus routine maintenance costs for new and ongoing projects are identified in the table below.

	2021	2022	2023	2024	2025	2026	Total
Expected Annual Maintenance	\$0	\$0	\$0	\$0	\$0	\$0	\$0

Maintenance Comments

Parks and Recreation/Parks**UF - Finch Arboretum Entrance Improvements**

PKS-2017-58

Spending

Project Phase	Prior Spending	2020	Estimated Spending							Total
			2021	2022	2023	2024	2025	2026	6 Year Total	
Construction	\$35,000	\$0	\$0	\$0	\$0	\$0	\$0	\$130,000	\$130,000	\$165,000
Design	\$5,000	\$0	\$0	\$0	\$0	\$0	\$20,000	\$0	\$20,000	\$25,000
Total	\$40,000	\$0	\$0	\$0	\$0	\$0	\$20,000	\$130,000	\$150,000	\$190,000

Funding

Funding Name	Source	Status*	Prior Funding	2020	Estimated Funding							Total
					2021	2022	2023	2024	2025	2026	6 Year Total	
Park Fund Capital	Unidentified	Unfunded	\$0	\$0	\$0	\$0	\$0	\$0	\$20,000	\$0	\$150,000	\$150,000
Total			\$40,000	\$0	\$0	\$0	\$0	\$0	\$20,000	\$130,000	\$150,000	\$190,000

***Status definitions**

- Unidentified: Funding source has not yet been determined
- Identified: Funding source has been found, but not yet requested
- Applied: Grant or loan application has been submitted, or budget has been requested
- Awarded: Grant or loan has been offered but the contract has not yet been signed or budget has not yet been approved by Council
- Encumbered: Project contract has been signed and funds have been allocated to spend on the project

Parks and Recreation/Parks
UF - Finch Arboretum Irrigation
PKS-2012-213

Executive Summary

Automate manual irrigation system in multi-phased approach.

Project Justification

More efficient and effective watering. Existing infrastructure has exceeded its 50 year lifespan.

This project meets the following comprehensive plan goals and/or policies:

PRESERVATION & CONSERVATION (PRS1), PARK & OPEN SPACE SYSTEM (PRS2), MAINTENANCE PROGRAM (PRS4), INDOOR/OUTDOOR RECREATION (PRS5), COORD. & COOPERATION (PRS6), PARKS SERVICE QUALITY (PRS7) ADEQUATE PUBLIC FACILITIES & SERVICES (CFU1), ENVIRONMENTAL CONCERNS (CFU5)

Location

Finch Arboretum
Finch Arboretum - Woodland Blvd and F

Project Status

Active
Proposed

External Factors

N A

Maintenance

Maintenance of capital facilities, buildings and infrastructure has an impact on a Department's operating budget, and thus routine maintenance costs for new and ongoing projects are identified in the table below.

	2021	2022	2023	2024	2025	2026	Total
Expected Annual Maintenance	\$0	\$0	\$0	\$0	\$0	\$0	\$0

Maintenance Comments

Parks and Recreation/Parks
UF - Finch Arboretum Irrigation
PKS-2012-213

Spending

Project Phase	Prior Spending	2020	Estimated Spending							Total
			2021	2022	2023	2024	2025	2026	6 Year Total	
Construction	\$0	\$0	\$0	\$0	\$0	\$0	\$0	\$0	\$0	\$0
Design	\$0	\$0	\$0	\$0	\$0	\$0	\$0	\$40,000	\$40,000	\$40,000
Total	\$0	\$0	\$0	\$0	\$0	\$0	\$0	\$40,000	\$40,000	\$40,000

Funding

Funding Name	Source	Status*	Prior Funding	2020	Estimated Funding							Total
					2021	2022	2023	2024	2025	2026	6 Year Total	
Park Fund Capital	Local	Funded	\$0	\$0	\$0	\$0	\$0	\$0	\$0	\$40,000	\$40,000	\$40,000
Total			\$0	\$0	\$0	\$0	\$0	\$0	\$0	\$40,000	\$40,000	\$40,000

*Status definitions

- Unidentified: Funding source has not yet been determined
- Identified: Funding source has been found, but not yet requested
- Applied: Grant or loan application has been submitted, or budget has been requested
- Awarded: Grant or loan has been offered but the contract has not yet been signed or budget has not yet been approved by Council
- Encumbered: Project contract has been signed and funds have been allocated to spend on the project

Parks and Recreation/Parks

UF - Finch Arboretum Master Plan Priority Projects

PKS-2018-67

Executive Summary

Hire consultants and contractors to further study and implement improvements recommended in the recently completed Finch Arboretum Master Plan. Improvements may include new paths, plant collections & exhibits, drainage & infrastructure upgrades,

Project Justification

Implement priority arboretum improvements to improve user experience and provide additional arboretum amenities.

This project meets the following comprehensive plan goals and/or policies:

PRESERVATION & CONSERVATION (PRS1), PARK & OPEN SPACE SYSTEM (PRS2), BICYCLE & PEDESTRIAN CIRCULATION (PRS3), MAINTENANCE PROGRAM (PRS4), COORDINATION & COOPERATION (PRS6), PARKS SERVICE QUALITY (PRS7) ADEQUATE PUBLIC FACILITIES & SERVICES (CFU1)

Location

Finch Arboretum

Finch Arboretum Property and Street Tree Exhibit along Woodland Boulevard.

Project Status

Active

Proposed

External Factors

N A

Maintenance

Maintenance of capital facilities, buildings and infrastructure has an impact on a Department’s operating budget, and thus routine maintenance costs for new and ongoing projects are identified in the table below.

	2021	2022	2023	2024	2025	2026	Total
Expected Annual Maintenance	\$0	\$0	\$0	\$0	\$0	\$0	\$0

Maintenance Comments

Parks and Recreation/Parks

UF - Finch Arboretum Master Plan Priority Projects

PKS-2018-67

Spending

Project Phase	Prior Spending	2020	Estimated Spending							Total
			2021	2022	2023	2024	2025	2026	6 Year Total	
Construction	\$0	\$0	\$0	\$0	\$0	\$100,000	\$0	\$0	\$100,000	\$100,000
Planning	\$0	\$0	\$0	\$0	\$25,000	\$0	\$0	\$25,000	\$50,000	\$50,000
Total	\$0	\$0	\$0	\$0	\$25,000	\$100,000	\$0	\$25,000	\$150,000	\$150,000

Funding

Funding Name	Source	Status*	Prior Funding	2020	Estimated Funding							Total
					2021	2022	2023	2024	2025	2026	6 Year Total	
Park Fund Capital	Local	Funded	\$0	\$0	\$0	\$0	\$25,000	\$100,000	\$0	\$25,000	\$150,000	\$150,000
Total			\$0	\$0	\$0	\$0	\$25,000	\$100,000	\$0	\$25,000	\$150,000	\$150,000

- *Status definitions
- Unidentified: Funding source has not yet been determined
 - Identified: Funding source has been found, but not yet requested
 - Applied: Grant or loan application has been submitted, or budget has been requested
 - Awarded: Grant or loan has been offered but the contract has not yet been signed or budget has not yet been approved by Council
 - Encumbered: Project contract has been signed and funds have been allocated to spend on the project

Parks and Recreation/Parks

UF - Riverfront 2:1 Tree Replacement (Parkwide)

PKS-2018-107

Executive Summary

The 2014 riverfront park bond requires a 2:1 replacement ratio for trees removed as a part of the Riverfront renovation. Replacement trees may be installed on any park land within the City of Spokane Park system. This project will locate and install the plantings over several years.

Project Justification

Meet obligation to 2014 bond by installing additional trees.

This project meets the following comprehensive plan goals and/or policies:

URBAN FOREST (NE12), NATURAL AESTHETICS (NE15), NEIGHBORHOOD DEVELOPMENT (N2),PARK & OPEN SPACE SYSTEM (PRS2), MAINTENANCE PROGRAM (PRS4), INDOOR/OUTDOOR RECREATION (PRS5), COORDINATION AND COOPERATION (PRS6), PARKS SERVICE QUALITY (PRS7) ADEQUATE PUBLIC FACILITIES & SERVICES (CFU1),

Location

Other Location

Various Parks throughout Spokane

Project Status

Active

Proposed

External Factors

Maintenance

Maintenance of capital facilities, buildings and infrastructure has an impact on a Department's operating budget, and thus routine maintenance costs for new and ongoing projects are identified in the table below.

	2021	2022	2023	2024	2025	2026	Total
Expected Annual Maintenance	\$0	\$0	\$0	\$0	\$0	\$0	\$0

Maintenance Comments

Parks and Recreation/Parks

UF - Riverfront 2:1 Tree Replacement (Parkwide)

PKS-2018-107

Spending

Project Phase	Prior Spending	2020	Estimated Spending							Total
			2021	2022	2023	2024	2025	2026	6 Year Total	
Construction	\$0	\$0	\$0	\$67,000	\$67,000	\$67,000	\$0	\$0	\$201,000	\$201,000
Design	\$0	\$0	\$0	\$0	\$0	\$0	\$0	\$0	\$0	\$0
Total	\$0	\$0	\$0	\$67,000	\$67,000	\$67,000	\$0	\$0	\$201,000	\$201,000

Funding

Funding Name	Source	Status*	Prior Funding	2020	Estimated Funding							Total
					2021	2022	2023	2024	2025	2026	6 Year Total	
Park Fund Capital	Local	Funded	\$0	\$0	\$0	\$67,000	\$67,000	\$67,000	\$0	\$0	\$201,000	\$201,000
Total			\$0	\$0	\$0	\$67,000	\$67,000	\$67,000	\$0	\$0	\$201,000	\$201,000

*Status definitions

- Unidentified: Funding source has not yet been determined
- Identified: Funding source has been found, but not yet requested
- Applied: Grant or loan application has been submitted, or budget has been requested
- Awarded: Grant or loan has been offered but the contract has not yet been signed or budget has not yet been approved by Council
- Encumbered: Project contract has been signed and funds have been allocated to spend on the project

Parks and Recreation/Parks
UF - Susie Stephens Trail - Phase 1
PKS-2018-64

Executive Summary

Connect the Fish Lake Trial to the Finch Arboretum with a pedestrian/bicycle pathway. Construct approximately 1/4 mile of new trail along Woodland Boulevard and stripe approximately 3 miles of roadway for shared used pathway.

Project Justification

Increases pedestrian and bicycle connection between existing park infrastructure. Enhances pedestrian access to the Finch Arboretum.

This project meets the following comprehensive plan goals and/or policies:

PARK & OPEN SPACE SYSTEM (PRS2), BICYCLE & PEDESTRIAN CIRCULATION (PRS3), MAINTENANCE PROGRAM (PRS4), COORDINATION & COOPERATION (PRS6), PARKS SERVICE QUALITY (PRS7), ADEQUATE PUBLIC FACILITIES & SERVICES (CFU1), COORDINATION (CFU3).

Location

Finch Arboretum
F-Street east to Fish Lake Trail traveling long Woodland Blvd, Rosamond, and 13th.

Project Status

Active
Proposed

External Factors

Donor requested pathway completed prior to inability to walk due to age.

Maintenance

Maintenance of capital facilities, buildings and infrastructure has an impact on a Department's operating budget, and thus routine maintenance costs for new and ongoing projects are identified in the table below.

	2021	2022	2023	2024	2025	2026	Total
Expected Annual Maintenance	\$0	\$0	\$0	\$0	\$0	\$0	\$0

Maintenance Comments

Parks and Recreation/Parks
UF - Susie Stephens Trail - Phase 1
PKS-2018-64

Spending

Project Phase	Prior Spending	2020	Estimated Spending							Total
			2021	2022	2023	2024	2025	2026	6 Year Total	
Construction	\$0	\$80,000	\$0	\$0	\$0	\$50,000	\$0	\$0	\$50,000	\$130,000
Planning	\$15,000	\$5,000	\$0	\$0	\$0	\$0	\$0	\$0	\$0	\$20,000
Total	\$15,000	\$85,000	\$0	\$0	\$0	\$50,000	\$0	\$0	\$50,000	\$150,000

Funding

Funding Name	Source	Status*	Prior Funding	2020	Estimated Funding							Total
					2021	2022	2023	2024	2025	2026	6 Year Total	
Donation - Private	Private	Funded	\$15,000	\$85,000	\$0	\$0	\$0	\$0	\$0	\$0	\$0	\$100,000
Park Fund Capital	Local	Funded	\$0	\$0	\$0	\$0	\$0	\$50,000	\$0	\$0	\$50,000	\$50,000
Total			\$15,000	\$85,000	\$0	\$0	\$0	\$50,000	\$0	\$0	\$50,000	\$150,000

- *Status definitions
- Unidentified: Funding source has not yet been determined
 - Identified: Funding source has been found, but not yet requested
 - Applied: Grant or loan application has been submitted, or budget has been requested
 - Awarded: Grant or loan has been offered but the contract has not yet been signed or budget has not yet been approved by Council
 - Encumbered: Project contract has been signed and funds have been allocated to spend on the project

SPOKANE POLICE DEPARTMENT

Spokane Police Department

Department Goals

The mission of the Spokane Police Department is committed to providing excellence in policing, enhancing the safety and security of individuals, and building partnerships to better the lives of our community members as a whole. SPD's goals include:

- Collaborative community approach in helping individuals experiencing behavioral health concerns obtain sustained assistance for long term benefit
- Help create a safer, healthier, and more supportive environment for all residents and visitors
- Focused vehicle theft reduction
- Crime reduction utilizing new and innovative programs
- Foster and strengthen community partnerships and relationships
- Develop and retain a qualified, diverse workforce



Contact Information

Craig Meidl, Chief of Police

Name	Title	Telephone	Email
Jennifer Hammond	Director, Police Business Services	509.625.4056	jhammond@spokanepolice.org

Services Provided

The Spokane Police Department provides law enforcement services to the City of Spokane. There are over 425 employees at the Department; 339 of these are commissioned police officers. The 2020 adopted annual budget of the Spokane Police Department is \$69.69 million and receives the majority of funding through the General Fund, which is collected from local property and sales tax.

Background

Patrol officers in our Field Operations Bureau are responsible for responding to citizen calls to 911 and Crime Check 24 hours a day, 7 days a week. In addition to these citizen calls, which range from domestic violence to vehicle collisions to burglary, officers also conduct self-initiated

community policing activities. Patrol assets include K9, Traffic, and the Police Anti-Crime Team. SPD detectives investigate serious crimes such as homicide, robbery, domestic violence, and sex crimes. The Crime Analysis unit researches and prepares information for Command staff and others to aid in tracking of criminals and patterns to help focus crime reduction efforts. The Explosive Disposal Unit, Hostage Negotiations Team, SWAT, and Dignitary Protection Units provide specialized responses to calls involving advanced training and skills.

Neighborhood Resource Officers are assigned to three police precincts geographically located in the North, South, and Downtown areas of the City of Spokane. NROs coordinate problem-solving solutions for on-going issues at the neighborhood level. Support units include the Property and Evidence facility, which handles evidence storage for all local area law enforcement; and the Records Division, which is responsible for collecting, processing, and protecting all public records filed, including police reports, orders of protection, warrants issued by the courts, and coordinates responses to all public disclosure requests.

Finally, under our Strategic Initiatives Bureau, the Spokane Police Academy oversees the hiring and training of new and existing SPD personnel, to include the screening of applicants, conducting interviews, background investigations on all SPD applicants, advising on hiring of commissioned personnel, and assisting and coordinating the on-going training of existing personnel, including training at the Spokane Regional Firearms Range, which is utilized by local and federal regional law enforcement. The Internal Affairs Unit that conducts and oversees investigations regarding external and internal complaints within the department is also assigned to the Strategic Initiatives Bureau.

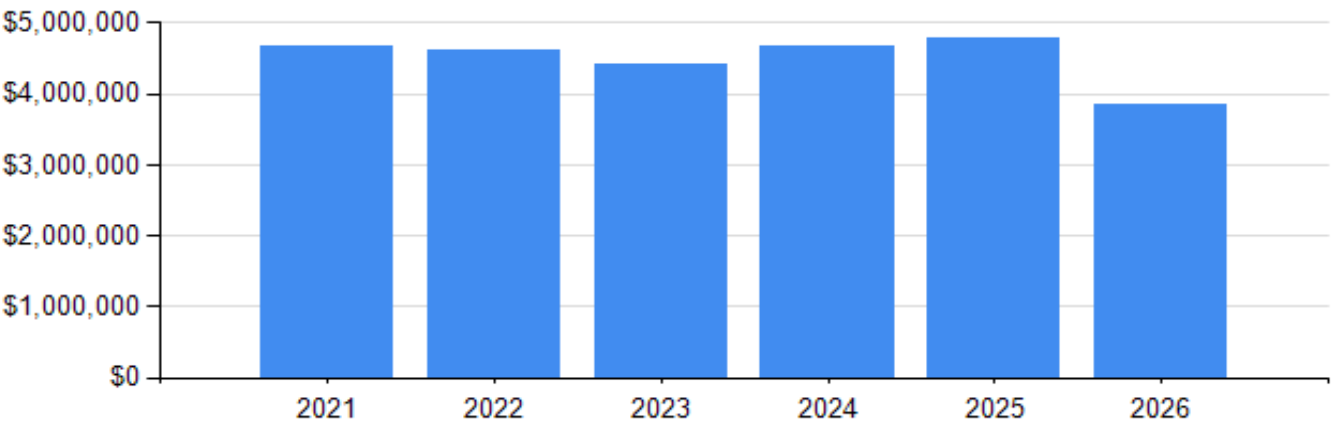
Level of Service Standard

The City of Spokane's Comprehensive Plan states the level of service standard is 1.5 officers per 1000 citizens.

Spending by Category Summary

Police

Category	2021	2022	2023	2024	2025	2026	Total
Police Department	\$4,657,743	\$4,600,498	\$4,422,144	\$4,673,300	\$4,773,834	\$3,847,485	\$26,975,004
Total	\$4,657,743	\$4,600,498	\$4,422,144	\$4,673,300	\$4,773,834	\$3,847,485	\$26,975,004



Funding Summary by Project

Police

Police											
Project Name	Funding Source	To Date	2020	2021	2022	2023	2024	2025	2026	6 Year Estimate	Project Total
Body Camera Replacement/Data Storage and Taser Replacement	2019-2023 SIP Loan	\$0	\$490,048	\$578,684	\$578,684	\$578,684	\$0	\$0	\$0	\$1,736,052	\$2,226,100
	Future SIP Loan	\$0	\$0	\$0	\$0	\$0	\$578,684	\$607,618	\$607,618	\$1,793,920	\$1,793,920
	Total	\$0	\$490,048	\$578,684	\$578,684	\$578,684	\$578,684	\$607,618	\$607,618	\$3,529,972	\$4,020,020
Desktop/Laptop Computers	2019-2023 SIP Loan	\$0	\$87,867	\$122,796	\$85,342	\$62,696	\$0	\$0	\$0	\$270,834	\$358,701
	Future SIP Loan	\$0	\$0	\$0	\$0	\$0	\$49,018	\$49,018	\$86,277	\$184,313	\$184,313
	Total	\$0	\$87,867	\$122,796	\$85,342	\$62,696	\$49,018	\$49,018	\$86,277	\$455,147	\$543,014
Digital Evidence Storage	2019-2023 SIP Loan	\$0	\$0	\$25,000	\$0	\$0	\$0	\$0	\$0	\$25,000	\$25,000
	Total	\$0	\$0	\$25,000	\$0	\$0	\$0	\$0	\$0	\$25,000	\$25,000
EDU Robot Refurbishment and Cutting Unit plus Additions	2019-2023 SIP Loan	\$0	\$0	\$0	\$71,000	\$0	\$0	\$0	\$0	\$71,000	\$71,000
	Future SIP Loan	\$0	\$0	\$0	\$0	\$0	\$71,000	\$0	\$0	\$71,000	\$71,000
	Total	\$0	\$0	\$0	\$71,000	\$0	\$71,000	\$0	\$0	\$142,000	\$142,000
Forensic Equipment	2019-2023 SIP Loan	\$0	\$0	\$50,000	\$50,000	\$10,000	\$0	\$0	\$0	\$110,000	\$110,000
	Future SIP Loan	\$0	\$0	\$0	\$0	\$0	\$10,000	\$10,000	\$10,000	\$30,000	\$30,000
	Total	\$0	\$0	\$50,000	\$50,000	\$10,000	\$10,000	\$10,000	\$10,000	\$140,000	\$140,000
New World Hardware Upgrade	Undetermined	\$0	\$0	\$160,000	\$0	\$0	\$0	\$0	\$0	\$160,000	\$160,000
	Total	\$0	\$0	\$160,000	\$0	\$0	\$0	\$0	\$0	\$160,000	\$160,000
Patrol Rugged Laptops and Tablets	2019-2023 SIP Loan	\$0	\$615,000	\$100,100	\$68,250	\$129,726	\$0	\$0	\$0	\$298,076	\$913,076
	Future SIP Loan	\$0	\$0	\$0	\$0	\$0	\$650,650	\$614,250	\$91,000	\$1,355,900	\$1,355,900
	Total	\$0	\$615,000	\$100,100	\$68,250	\$129,726	\$650,650	\$614,250	\$91,000	\$1,653,976	\$2,268,976
SPD Fleet	2019-2023 SIP Loan	\$0	\$1,112,000	\$1,248,473	\$1,063,473	\$983,473	\$0	\$0	\$0	\$3,295,419	\$4,407,419
	Future SIP Loan	\$0	\$0	\$0	\$0	\$0	\$2,993,348	\$3,023,348	\$2,686,000	\$8,702,696	\$8,702,696
	Undetermined	\$0	\$0	\$1,991,349	\$2,251,349	\$2,141,475	\$0	\$0	\$0	\$6,384,173	\$6,384,173
	Total	\$0	\$1,112,000	\$3,239,822	\$3,314,822	\$3,124,948	\$2,993,348	\$3,023,348	\$2,686,000	\$18,382,288	\$19,494,288

Funding Summary by Project

Police

Police (continued)											
Project Name	Funding Source	To Date	2020	2021	2022	2023	2024	2025	2026	6 Year Estimate	Project Total
SPD Radios	1/10th of 1% Tax	\$0	\$220,000	\$220,000	\$220,000	\$220,000	\$220,000	\$220,000	\$220,000	\$1,320,000	\$1,540,000
	Total	\$0	\$220,000	\$220,000	\$220,000	\$220,000	\$220,000	\$220,000	\$220,000	\$1,320,000	\$1,540,000
Specialty Team Protective Gear/Equipment and Gun Replacement	2019-2023 SIP Loan	\$0	\$321,515	\$161,341	\$212,400	\$296,090	\$0	\$0	\$0	\$669,831	\$991,346
	Future SIP Loan	\$0	\$0	\$0	\$0	\$0	\$100,600	\$249,600	\$146,590	\$496,790	\$496,790
	Total	\$0	\$321,515	\$161,341	\$212,400	\$296,090	\$100,600	\$249,600	\$146,590	\$1,166,621	\$1,488,136
Category Total		\$0	\$2,846,430	\$4,657,743	\$4,600,498	\$4,422,144	\$4,673,300	\$4,773,834	\$3,847,485	\$26,975,004	\$29,821,434
Department Total		\$0	\$2,846,430	\$4,657,743	\$4,600,498	\$4,422,144	\$4,673,300	\$4,773,834	\$3,847,485	\$26,975,004	\$29,821,434
Percent Funded				54%	51%	52%	5%	5%	6%	29%	

Funding Summary by Department

Police

Funding Source	To Date	2020	2021	2022	2023	2024	2025	2026	6 Year Estimate	Funding Total
1/10th of 1% Tax	\$0	\$220,000	\$220,000	\$220,000	\$220,000	\$220,000	\$220,000	\$220,000	\$1,320,000	\$1,540,000
2019-2023 SIP Loan	\$0	\$2,626,430	\$2,286,394	\$2,129,149	\$2,060,669	\$0	\$0	\$0	\$6,476,212	\$6,966,260
Future SIP Loan	\$0	\$0	\$0	\$0	\$0	\$4,453,300	\$4,553,834	\$3,627,485	\$12,634,619	\$12,634,619
Undetermined	\$0	\$0	\$2,151,349	\$2,251,349	\$2,141,475	\$0	\$0	\$0	\$6,544,173	\$6,544,173
Department Total	\$0	\$2,846,430	\$4,657,743	\$4,600,498	\$4,422,144	\$4,673,300	\$4,773,834	\$3,847,485	\$26,975,004	\$29,821,434

Spokane Police Department Project Reports

Police/---

Body Camera Replacement/Data Storage and Taser Replacement

SPD-2016-115

Executive Summary

Spokane Police Department is currently contracted with Axon Enterprises to provide and support body worn cameras, data storage, tasers, and replacement cartridges. Department is currently utilizing 270 of the Axon Body 3 camera and Taser 7.

Project Justification

Body Camera and Taser program began in 2014 as a recommendation from the Use of Force Commission. Initial one-time funding provided equipment for the department. A new 5-year contract was executed beginning 2020 under OPR 2019-1095 to provide SPD with 270 body cameras and tasers through Axon Enterprises along with evidence.com site licenses and data storage.

This project meets the following comprehensive plan goals and/or policies:

Location

1100 West Mallon

1100 West Mallon

Project Status

Active

Active

External Factors

Maintenance

Maintenance of capital facilities, buildings and infrastructure has an impact on a Department’s operating budget, and thus routine maintenance costs for new and ongoing projects are identified in the table below.

	2021	2022	2023	2024	2025	2026	Total
Expected Annual Maintenance	\$0	\$0	\$0	\$0	\$0	\$0	\$0

Maintenance Comments

Police/---

Body Camera Replacement/Data Storage and Taser Replacement

SPD-2016-115

Spending

Project Phase	Prior Spending	2020	Estimated Spending							Total
			2021	2022	2023	2024	2025	2026	6 Year Total	
Purchases	\$0	\$490,048	\$578,684	\$578,684	\$578,684	\$578,684	\$607,618	\$607,618	\$3,529,972	\$4,020,020
Total	\$0	\$490,048	\$578,684	\$578,684	\$578,684	\$578,684	\$607,618	\$607,618	\$3,529,972	\$4,020,020

Funding

Funding Name	Source	Status*	Prior Funding	2020	Estimated Funding							Total
					2021	2022	2023	2024	2025	2026	6 Year Total	
2019-2023 SIP Loan	Identified	Funded	\$0	\$490,048	\$578,684	\$578,684	\$578,684	\$0	\$0	\$0	\$1,736,052	\$2,226,100
Future SIP Loan	Identified	Unfunded	\$0	\$0	\$0	\$0	\$0	\$578,684	\$607,618	\$607,618	\$1,793,920	\$1,793,920
Total			\$0	\$490,048	\$578,684	\$578,684	\$578,684	\$578,684	\$607,618	\$607,618	\$3,529,972	\$4,020,020

*Status definitions

- Unidentified: Funding source has not yet been determined
- Identified: Funding source has been found, but not yet requested
- Applied: Grant or loan application has been submitted, or budget has been requested
- Awarded: Grant or loan has been offered but the contract has not yet been signed or budget has not yet been approved by Council
- Encumbered: Project contract has been signed and funds have been allocated to spend on the project

Police/---

Desktop/Laptop Computers

SPD-2014-190

Executive Summary

Provides for annual replacement of desktop/laptop computers. Computer replacement is not covered in SPD's annual operating budget.

Project Justification

Critical needs of department to be able to do daily work. Allocated funding to replace approximately 55 desktop computers, 19 laptops, and additional accessories.

This project meets the following comprehensive plan goals and/or policies:

Location

Other Location

1100 W. Mallon

Project Status

Active

Active

External Factors

Maintenance

Maintenance of capital facilities, buildings and infrastructure has an impact on a Department's operating budget, and thus routine maintenance costs for new and ongoing projects are identified in the table below.

	2021	2022	2023	2024	2025	2026	Total
Expected Annual Maintenance	\$0	\$0	\$0	\$0	\$0	\$0	\$0

Maintenance Comments

Police/---

Desktop/Laptop Computers

SPD-2014-190

Spending

Project Phase	Prior Spending	2020	Estimated Spending							Total
			2021	2022	2023	2024	2025	2026	6 Year Total	
Purchases	\$0	\$87,867	\$122,796	\$85,342	\$62,696	\$49,018	\$49,018	\$86,277	\$455,147	\$543,014
Total	\$0	\$87,867	\$122,796	\$85,342	\$62,696	\$49,018	\$49,018	\$86,277	\$455,147	\$543,014

Funding

Funding Name	Source	Status*	Prior Funding	2020	Estimated Funding							Total
					2021	2022	2023	2024	2025	2026	6 Year Total	
2019-2023 SIP Loan	Identified	Funded	\$0	\$87,867	\$122,796	\$85,342	\$62,696	\$0	\$0	\$0	\$270,834	\$358,701
Future SIP Loan	---	Unfunded	\$0	\$0	\$0	\$0	\$0	\$49,018	\$49,018	\$86,277	\$184,313	\$184,313
Total			\$0	\$87,867	\$122,796	\$85,342	\$62,696	\$49,018	\$49,018	\$86,277	\$455,147	\$543,014

*Status definitions

- Unidentified: Funding source has not yet been determined
- Identified: Funding source has been found, but not yet requested
- Applied: Grant or loan application has been submitted, or budget has been requested
- Awarded: Grant or loan has been offered but the contract has not yet been signed or budget has not yet been approved by Council
- Encumbered: Project contract has been signed and funds have been allocated to spend on the project

Executive Summary

Spokane Police Department has limited network storage available for case evidence. Best practice for storage of digital forensic evidence (videos, photos, and data from cell phones or laptops) is to store the media off of a network. The purchase would allow for secure storage of digital media.

Project Justification

The project meets several goals from the Spokane Police Department’s Technology Strategic Plan including having a defensible, secure process, an accredited digital forensic lab, robust infrastructure, balanced security, and data confidentiality.
This project meets the following comprehensive plan goals and/or policies:

Location

1100 West Mallon
Basement of the Public Safety Building

Project Status

Active
The Spokane Police Department's Technical Assistance Resource Unit is actively searching for and reviewing equipment that best meets the needs of the department.

External Factors

Maintenance

Maintenance of capital facilities, buildings and infrastructure has an impact on a Department’s operating budget, and thus routine maintenance costs for new and ongoing projects are identified in the table below.

	2021	2022	2023	2024	2025	2026	Total
Expected Annual Maintenance	\$0	\$0	\$0	\$0	\$0	\$0	\$0

Maintenance Comments

Police/---

Digital Evidence Storage

SPD-2020-42

Spending

Project Phase	Prior Spending	2020	Estimated Spending							Total
			2021	2022	2023	2024	2025	2026	6 Year Total	
Purchases	\$0	\$0	\$25,000	\$0	\$0	\$0	\$0	\$0	\$25,000	\$25,000
Total	\$0	\$0	\$25,000	\$0	\$0	\$0	\$0	\$0	\$25,000	\$25,000

Funding

Funding Name	Source	Status*	Prior Funding	2020	Estimated Funding							Total
					2021	2022	2023	2024	2025	2026	6 Year Total	
2019-2023 SIP Loan	Local	Funded	\$0	\$0	\$25,000	\$0	\$0	\$0	\$0	\$0	\$25,000	\$25,000
Total			\$0	\$0	\$25,000	\$0	\$0	\$0	\$0	\$0	\$25,000	\$25,000

- *Status definitions
- Unidentified: Funding source has not yet been determined
 - Identified: Funding source has been found, but not yet requested
 - Applied: Grant or loan application has been submitted, or budget has been requested
 - Awarded: Grant or loan has been offered but the contract has not yet been signed or budget has not yet been approved by Council
 - Encumbered: Project contract has been signed and funds have been allocated to spend on the project

Police/---

EDU Robot Refurbishment and Cutting Unit plus Additions

SPD-2012-232

Executive Summary

The EDU robot works remotely to approach potentially explosive devices and can travel places it is unsafe for officers to go. This robot may also be used in hostage or other high risk situations to evaluate the situation.

Project Justification

The robot is equipped with long range visual devices to include audio and video as well as infrared video. This project would replace aging electrical items of the robot to ensure it continues to achieve maximum operability as well as upgrade/replace the computer and camera electronics. Total replacement of the EDU robot is very expensive (excess of \$400,000), but since it is a crucial piece of equipment, it is more cost effective to refurbish or upgrade the existing parts of the robot to achieve a more useful lifespan.

This project meets the following comprehensive plan goals and/or policies:

Location

Other Location
1100 W Mallon, Spokane, WA 99260

Project Status

Active
On-going

External Factors

The Explosive Disposal Unit is a joint unit with Spokane County to share costs and resources. Spokane County is applying for Department of Emergency Management funding and has tentatively dedicated \$200,000 towards the purchase of a new robot. If awarded, the remaining necessary funds are yet to be identified.

Maintenance

Maintenance of capital facilities, buildings and infrastructure has an impact on a Department’s operating budget, and thus routine maintenance costs for new and ongoing projects are identified in the table below.

	2021	2022	2023	2024	2025	2026	Total
Expected Annual Maintenance	\$0	\$0	\$0	\$0	\$0	\$0	\$0

Maintenance Comments

Police/---

EDU Robot Refurbishment and Cutting Unit plus Additions

SPD-2012-232

Spending

Project Phase	Prior Spending	2020	Estimated Spending							Total
			2021	2022	2023	2024	2025	2026	6 Year Total	
Purchases	\$0	\$0	\$0	\$71,000	\$0	\$71,000	\$0	\$0	\$142,000	\$142,000
Total	\$0	\$0	\$0	\$71,000	\$0	\$71,000	\$0	\$0	\$142,000	\$142,000

Funding

Funding Name	Source	Status*	Prior Funding	2020	Estimated Funding							Total
					2021	2022	2023	2024	2025	2026	6 Year Total	
2019-2023 SIP Loan	Identified	Funded	\$0	\$0	\$0	\$71,000	\$0	\$0	\$0	\$0	\$71,000	\$71,000
Future SIP Loan	---	Unfunded	\$0	\$0	\$0	\$0	\$0	\$71,000	\$0	\$0	\$71,000	\$71,000
Total			\$0	\$0	\$0	\$71,000	\$0	\$71,000	\$0	\$0	\$142,000	\$142,000

- *Status definitions
- Unidentified: Funding source has not yet been determined
 - Identified: Funding source has been found, but not yet requested
 - Applied: Grant or loan application has been submitted, or budget has been requested
 - Awarded: Grant or loan has been offered but the contract has not yet been signed or budget has not yet been approved by Council
 - Encumbered: Project contract has been signed and funds have been allocated to spend on the project

Police/---

Forensic Equipment

SPD-2020-61

Executive Summary

Spokane Police Department requires digital forensic evidence processing equipment in order to keep up with an uptick in digital evidence utilized in criminal investigations.

Project Justification

The project meets several goals from the Spokane Police Department’s Technology Strategic Plan including having a defensible, secure process, an accredited digital forensic lab, and ensuring data confidentiality.

This project meets the following comprehensive plan goals and/or policies:

Location

1100 West Mallon
TARU Digital Forensic Lab - Public Safety Building

Project Status

Active
Quoting and planning

External Factors

Maintenance

Maintenance of capital facilities, buildings and infrastructure has an impact on a Department’s operating budget, and thus routine maintenance costs for new and ongoing projects are identified in the table below.

	2021	2022	2023	2024	2025	2026	Total
Expected Annual Maintenance	\$0	\$0	\$0	\$0	\$0	\$0	\$0

Maintenance Comments

Forensic equipment includes a software component which will be incorporated into ongoing operational expenses.

Police/---

Forensic Equipment

SPD-2020-61

Spending

Project Phase	Prior Spending	2020	Estimated Spending							Total
			2021	2022	2023	2024	2025	2026	6 Year Total	
Purchases	\$0	\$0	\$50,000	\$50,000	\$10,000	\$10,000	\$10,000	\$10,000	\$140,000	\$140,000
Total	\$0	\$0	\$50,000	\$50,000	\$10,000	\$10,000	\$10,000	\$10,000	\$140,000	\$140,000

Funding

Funding Name	Source	Status*	Prior Funding	2020	Estimated Funding							Total
					2021	2022	2023	2024	2025	2026	6 Year Total	
2019-2023 SIP Loan	Local	Funded	\$0	\$0	\$50,000	\$50,000	\$10,000	\$0	\$0	\$0	\$110,000	\$110,000
Future SIP Loan	---	Unfunded	\$0	\$0	\$0	\$0	\$0	\$10,000	\$10,000	\$10,000	\$30,000	\$30,000
Total			\$0	\$0	\$50,000	\$50,000	\$10,000	\$10,000	\$10,000	\$10,000	\$140,000	\$140,000

- *Status definitions
- Unidentified: Funding source has not yet been determined
 - Identified: Funding source has been found, but not yet requested
 - Applied: Grant or loan application has been submitted, or budget has been requested
 - Awarded: Grant or loan has been offered but the contract has not yet been signed or budget has not yet been approved by Council
 - Encumbered: Project contract has been signed and funds have been allocated to spend on the project

Police/---

New World Hardware Upgrade

SPD-2020-81

Executive Summary

Tyler Technologies - New World is a software suite providing Computer Aided Dispatch, Mobile Field Reporting, and Law Enforcement Records Management to nine agencies in the Spokane Area (Spokane Police Department, Spokane County Sheriff's Office, SREC911, Spokane Valley Police Department, Liberty La

Project Justification

This is the Spokane Police Department's primary software system. It is critical to be using the software on supported hardware with an active warranty. If we were to run the system on servers outside of warranty, we would be unable to get any support from the server vendor (Dell) if the servers were to fail.

This project meets the following comprehensive plan goals and/or policies:

Location

Other Location

The servers will be housed at the CCB – 1620 N Rebecca St and at County IT – 1208 W Broadway Ave.

Project Status

Active

Spokane County IT is primarily lead and currently is planning and procuring neccesary equipment.

External Factors

None. This project must be completed by Spring of 2022.

Maintenance

Maintenance of capital facilities, buildings and infrastructure has an impact on a Department's operating budget, and thus routine maintenance costs for new and ongoing projects are identified in the table below.

	2021	2022	2023	2024	2025	2026	Total
Expected Annual Maintenance	\$0	\$0	\$0	\$0	\$0	\$0	\$0

Maintenance Comments

Police/---

New World Hardware Upgrade

SPD-2020-81

Spending

Project Phase	Prior Spending	2020	Estimated Spending							Total
			2021	2022	2023	2024	2025	2026	6 Year Total	
Purchases	\$0	\$0	\$160,000	\$0	\$0	\$0	\$0	\$0	\$160,000	\$160,000
Total	\$0	\$0	\$160,000	\$0	\$0	\$0	\$0	\$0	\$160,000	\$160,000

Funding

Funding Name	Source	Status*	Prior Funding	2020	Estimated Funding							Total
					2021	2022	2023	2024	2025	2026	6 Year Total	
Undetermined	---	Unfunded	\$0	\$0	\$160,000	\$0	\$0	\$0	\$0	\$0	\$160,000	\$160,000
Total			\$0	\$0	\$160,000	\$0	\$0	\$0	\$0	\$0	\$160,000	\$160,000

*Status definitions

- Unidentified: Funding source has not yet been determined
- Identified: Funding source has been found, but not yet requested
- Applied: Grant or loan application has been submitted, or budget has been requested
- Awarded: Grant or loan has been offered but the contract has not yet been signed or budget has not yet been approved by Council
- Encumbered: Project contract has been signed and funds have been allocated to spend on the project

Police/---

Patrol Rugged Laptops and Tablets

SPD-2014-172

Executive Summary

Replace Laptops and provide one for each commissioned member.

Project Justification

Current laptops shared and causes logistic problems, capacity issues, & more wear and tear. 2021 funding is for an estimated 22 replacement units.

This project meets the following comprehensive plan goals and/or policies:

Location

1100 West Mallon

1100 West Mallon

Project Status

Active

Active

External Factors

Maintenance

Maintenance of capital facilities, buildings and infrastructure has an impact on a Department’s operating budget, and thus routine maintenance costs for new and ongoing projects are identified in the table below.

	2021	2022	2023	2024	2025	2026	Total
Expected Annual Maintenance	\$0	\$0	\$0	\$0	\$0	\$0	\$0

Maintenance Comments

Police/---

Patrol Rugged Laptops and Tablets

SPD-2014-172

Spending

Project Phase	Prior Spending	2020	Estimated Spending							Total
			2021	2022	2023	2024	2025	2026	6 Year Total	
Purchases	\$0	\$615,000	\$100,100	\$68,250	\$129,726	\$650,650	\$614,250	\$91,000	\$1,653,976	\$2,268,976
Total	\$0	\$615,000	\$100,100	\$68,250	\$129,726	\$650,650	\$614,250	\$91,000	\$1,653,976	\$2,268,976

Funding

Funding Name	Source	Status*	Prior Funding	2020	Estimated Funding							Total
					2021	2022	2023	2024	2025	2026	6 Year Total	
2019-2023 SIP Loan	Identified	Funded	\$0	\$615,000	\$100,100	\$68,250	\$129,726	\$0	\$0	\$0	\$298,076	\$913,076
Future SIP Loan	---	Unfunded	\$0	\$0	\$0	\$0	\$0	\$650,650	\$614,250	\$91,000	\$1,355,900	\$1,355,900
Total			\$0	\$615,000	\$100,100	\$68,250	\$129,726	\$650,650	\$614,250	\$91,000	\$1,653,976	\$2,268,976

*Status definitions

- Unidentified: Funding source has not yet been determined
- Identified: Funding source has been found, but not yet requested
- Applied: Grant or loan application has been submitted, or budget has been requested
- Awarded: Grant or loan has been offered but the contract has not yet been signed or budget has not yet been approved by Council
- Encumbered: Project contract has been signed and funds have been allocated to spend on the project

Police/---

SPD Fleet

SPD-2012-224

Executive Summary

The SPD Fleet is composed of patrol vehicles, traffic motorcycles, detective and administrative vehicles, undercover cars, and specialty unit vehicles. These vehicles support the underlying job function of providing law enforcement services to the public.

Project Justification

Our motor vehicles are a necessary piece of equipment for department personnel to complete job functions. Patrol vehicles run 24/7/365 and therefore need to be replaced more frequently than normal vehicles. Additionally, there is the cost of commissioning the vehicle with equipment: light bars, shields, push bars, sirens, radios, computers, gun racks, etc. Planned purchase in 2021 is for 20 patrol vehicles.

This project meets the following comprehensive plan goals and/or policies:

Location

Other Location
1100 W Mallon, Spokane WA 99260

Project Status

Active
Active

External Factors

Maintenance

Maintenance of capital facilities, buildings and infrastructure has an impact on a Department’s operating budget, and thus routine maintenance costs for new and ongoing projects are identified in the table below.

	2021	2022	2023	2024	2025	2026	Total
Expected Annual Maintenance	\$1,300,000	\$1,300,000	\$1,300,000	\$1,300,000	\$1,300,000	\$1,300,000	\$23,400,000

Maintenance Comments

Police/---

SPD Fleet

SPD-2012-224

Spending

Project Phase	Prior Spending	2020	Estimated Spending							Total
			2021	2022	2023	2024	2025	2026	6 Year Total	
Purchases	\$0	\$1,112,000	\$3,239,822	\$3,314,822	\$3,124,948	\$2,993,348	\$3,023,348	\$2,686,000	\$18,382,288	\$19,494,288
Total	\$0	\$1,112,000	\$3,239,822	\$3,314,822	\$3,124,948	\$2,993,348	\$3,023,348	\$2,686,000	\$18,382,288	\$19,494,288

Funding

Funding Name	Source	Status*	Prior Funding	2020	Estimated Funding							Total
					2021	2022	2023	2024	2025	2026	6 Year Total	
2019-2023 SIP Loan	Local	Funded	\$0	\$1,112,000	\$1,248,473	\$1,063,473	\$983,473	\$0	\$0	\$0	\$3,295,419	\$4,407,419
Future SIP Loan	---	Unfunded	\$0	\$0	\$0	\$0	\$0	\$2,993,348	\$3,023,348	\$2,686,000	\$8,702,696	\$8,702,696
Undetermined	---	Unfunded	\$0	\$0	\$1,991,349	\$2,251,349	\$2,141,475	\$0	\$0	\$0	\$6,384,173	\$6,384,173
Total			\$0	\$1,112,000	\$3,239,822	\$3,314,822	\$3,124,948	\$2,993,348	\$3,023,348	\$2,686,000	\$18,382,288	\$19,494,288

*Status definitions

- Unidentified: Funding source has not yet been determined
- Identified: Funding source has been found, but not yet requested
- Applied: Grant or loan application has been submitted, or budget has been requested
- Awarded: Grant or loan has been offered but the contract has not yet been signed or budget has not yet been approved by Council
- Encumbered: Project contract has been signed and funds have been allocated to spend on the project

Police/---

SPD Radios

SPD-2014-173

Executive Summary

Replacement Radios: \$6,000 apiece.

Project Justification

Necessary police equipment.

This project meets the following comprehensive plan goals and/or policies:

Location

1100 West Mallon

1100 West Mallon

Project Status

Active

Active

External Factors

Current Sales Tax funding for this project could potentially be unavailable for replacement radios.

Maintenance

Maintenance of capital facilities, buildings and infrastructure has an impact on a Department’s operating budget, and thus routine maintenance costs for new and ongoing projects are identified in the table below.

	2021	2022	2023	2024	2025	2026	Total
Expected Annual Maintenance	\$0	\$0	\$0	\$0	\$0	\$0	\$0

Maintenance Comments

Police/---

SPD Radios

SPD-2014-173

Spending

Project Phase	Prior Spending	2020	Estimated Spending							Total
			2021	2022	2023	2024	2025	2026	6 Year Total	
Purchases	\$0	\$220,000	\$220,000	\$220,000	\$220,000	\$220,000	\$220,000	\$220,000	\$1,320,000	\$1,540,000
Total	\$0	\$220,000	\$220,000	\$220,000	\$220,000	\$220,000	\$220,000	\$220,000	\$1,320,000	\$1,540,000

Funding

Funding Name	Source	Status*	Prior Funding	2020	Estimated Funding							Total
					2021	2022	2023	2024	2025	2026	6 Year Total	
1/10th of 1% Tax	Local	Funded	\$0	\$220,000	\$220,000	\$220,000	\$220,000	\$220,000	\$220,000	\$220,000	\$1,320,000	\$1,540,000
Total			\$0	\$220,000	\$220,000	\$220,000	\$220,000	\$220,000	\$220,000	\$220,000	\$1,320,000	\$1,540,000

*Status definitions

- Unidentified: Funding source has not yet been determined
- Identified: Funding source has been found, but not yet requested
- Applied: Grant or loan application has been submitted, or budget has been requested
- Awarded: Grant or loan has been offered but the contract has not yet been signed or budget has not yet been approved by Council
- Encumbered: Project contract has been signed and funds have been allocated to spend on the project

Police/---

Specialty Team Protective Gear/Equipment and Gun Replacement

SPD-2014-177

Executive Summary

Tactical Ballistic Vests, Ballistic Shields, Uniforms, Helmets, Night Vision, K9 replacement, Guns & supportive gear for these units.

Project Justification

Current gear is outdated or has expired and grant sources dried up.

This project meets the following comprehensive plan goals and/or policies:

Location

1100 West Mallon
1100 West Mallon

Project Status

Active
Active

External Factors

Maintenance

Maintenance of capital facilities, buildings and infrastructure has an impact on a Department’s operating budget, and thus routine maintenance costs for new and ongoing projects are identified in the table below.

	2021	2022	2023	2024	2025	2026	Total
Expected Annual Maintenance	\$0	\$0	\$0	\$0	\$0	\$0	\$0

Maintenance Comments

Police/---

Specialty Team Protective Gear/Equipment and Gun Replacement

SPD-2014-177

Spending

Project Phase	Prior Spending	2020	Estimated Spending							Total
			2021	2022	2023	2024	2025	2026	6 Year Total	
Purchases	\$0	\$321,515	\$161,341	\$212,400	\$296,090	\$100,600	\$249,600	\$146,590	\$1,166,621	\$1,488,136
Total	\$0	\$321,515	\$161,341	\$212,400	\$296,090	\$100,600	\$249,600	\$146,590	\$1,166,621	\$1,488,136

Funding

Funding Name	Source	Status*	Prior Funding	2020	Estimated Funding							Total
					2021	2022	2023	2024	2025	2026	6 Year Total	
2019-2023 SIP Loan	Local	Funded	\$0	\$321,515	\$161,341	\$212,400	\$296,090	\$0	\$0	\$0	\$669,831	\$991,346
Future SIP Loan	---	Unfunded	\$0	\$0	\$0	\$0	\$0	\$100,600	\$249,600	\$146,590	\$496,790	\$496,790
Total			\$0	\$321,515	\$161,341	\$212,400	\$296,090	\$100,600	\$249,600	\$146,590	\$1,166,621	\$1,488,136

*Status definitions

- Unidentified: Funding source has not yet been determined
- Identified: Funding source has been found, but not yet requested
- Applied: Grant or loan application has been submitted, or budget has been requested
- Awarded: Grant or loan has been offered but the contract has not yet been signed or budget has not yet been approved by Council
- Encumbered: Project contract has been signed and funds have been allocated to spend on the project

SOLID WASTE COLLECTION DEPARTMENT

Solid Waste Collection Department

Department Goals

The Solid Waste Collection Department is committed to providing the citizens of Spokane with a comprehensive and cost effective waste collection system.

Our mission is to ensure the safety and health of our citizens and environment through the proper, sustainable and efficient collection and management of solid waste. The department provides a quality service to the public while maintaining the highest regulatory and environmental standards.



From curbside collection to disposal at the Waste to Energy facility, Solid Waste Collection is dedicated to managing solid waste as efficiently as possible while continuing to reduce operational costs and improve efficiencies as opportunities arise. By utilizing new technologies and adapting to meet the needs of the community, we guarantee the stability of rates while providing superior customer service for citizens and a safe work environment for our employees.

Contact Information

Name	Title	Telephone	Email
Dustin Bender	Solid Waste Collection Manager	625-7806	ddbender@spokanecity.org
Rick Hughes	Commercial Division Supervisor	625-7871	rhughes@spokanecity.org
Kerry Deatrich	Residential Division Supervisor	625-7874	kdeatrich@spokanecity.org
Jim Tieken	Recycling Division Supervisor	625-7889	jtieken@spokanecity.org
Bob Kaatz	Safety & Special Events Supervisor	625-7884	rkaatz@spokanecity.org
Jennifer Werner	Office Manager	625-7866	jwerner@spokanecity.org
Rachel Schoonover	Clerk IV	625-7886	rschoonover@spokanecity.org

Services

The Solid Waste Collection Department provides City of Spokane residential and commercial customers with convenient, dependable and courteous weekly collection of garbage, recyclable materials and organics (yard/food waste).

In addition to weekly services, Solid Waste Collection offers temporary dumpster rentals and the "Load Truck" for bulk items or larger disposal needs.

Solid Waste Collection supports community cleanups through funding provided to Neighborhood Services. Neighborhood Councils use these funds for solid waste collection and disposal activities that they decide to utilize.

Background

City garbage collection started under the “Crematory Division” in the 1940s with curbside service and has developed into an impressive operation involving automated collection and computerized routing as we know today. Available services have changed significantly in the past 30 years. Curbside recycling was implemented in 1990, in compliance with Washington State Law and the Comprehensive Solid Waste Management Plan. Two years later, the City’s recycling program broadened to include commercial businesses and multi-family dwellings. In 2012, Single Stream Recycling replaced the old recycling program throughout Spokane County. Curbside yard waste collection started in the City of Spokane in 1997 and expanded in 2010 to include food waste and food-soiled paper products.

In August of 2015, the City of Spokane opened its new Spokane Central Service Center for combined Fleet and Solid Waste operations. This new facility has allowed the Solid Waste Collection Department to begin the transition from diesel powered collection vehicles to collection vehicles powered with clean burning compressed natural gas (CNG). CNG powered collection vehicles are quieter, have greatly reduced particulate emissions and reduced greenhouse gas emissions that minimize our impact to Spokane neighborhoods in the performance of our duties.

The most recent change to the Solid Waste Collection Department is the implementation of a new route management system with telematics. The initial startup took place in winter 2018-2019. This system tracks key variables to assist with optimizing routes and vehicle performance, enhancing customer service, increasing safety and improving overall operational efficiencies.

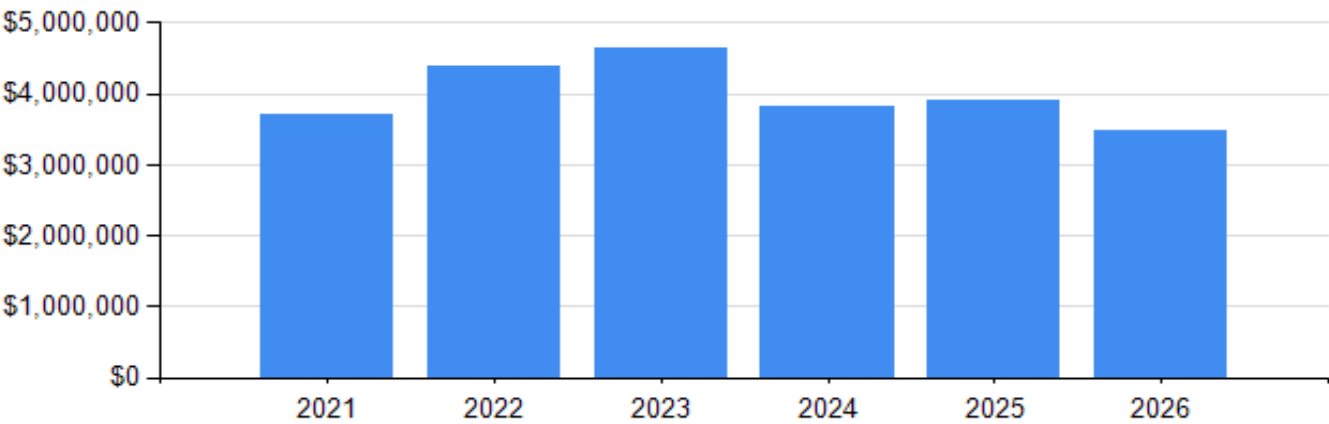
Level of Service Standard

Approximately 65,000 households and 3,000 businesses in a 60 square mile area are serviced at least once a week, with timely response given to extra pickups and return trips. Over 145,000 tons of garbage was collected from Spokane residents and businesses in 2019. Almost 21,000 tons of recyclable materials and over 17,000 tons of yard/food waste (organics) are currently being diverted from disposal for beneficial use resulting in around 76,000 tons of avoided greenhouse gas emissions.

Spending by Category Summary

Solid Waste Collection

Category	2021	2022	2023	2024	2025	2026	Total
Solid Waste Collection Department	\$3,708,000	\$4,400,000	\$4,630,000	\$3,820,000	\$3,900,000	\$3,475,000	\$23,933,000
Total	\$3,708,000	\$4,400,000	\$4,630,000	\$3,820,000	\$3,900,000	\$3,475,000	\$23,933,000



Funding Summary by Project

Solid Waste Collection

Solid Waste Collection											
Project Name	Funding Source	To Date	2020	2021	2022	2023	2024	2025	2026	6 Year Estimate	Project Total
Automated Side Load Collection Vehicles	Utility Rates	\$0	\$1,600,000	\$2,800,000	\$2,800,000	\$3,200,000	\$2,400,000	\$1,500,000	\$2,000,000	\$14,700,000	\$16,300,000
	Total	\$0	\$1,600,000	\$2,800,000	\$2,800,000	\$3,200,000	\$2,400,000	\$1,500,000	\$2,000,000	\$14,700,000	\$16,300,000
Cart Delivery Vehicle	Utility Rates	\$0	\$0	\$0	\$0	\$80,000	\$0	\$0	\$0	\$80,000	\$80,000
	Total	\$0	\$0	\$0	\$0	\$80,000	\$0	\$0	\$0	\$80,000	\$80,000
Front-Loading Refuse Collection Vehicles	Utility Rates	\$0	\$0	\$400,000	\$0	\$0	\$0	\$1,500,000	\$0	\$1,900,000	\$1,900,000
	Total	\$0	\$0	\$400,000	\$0	\$0	\$0	\$1,500,000	\$0	\$1,900,000	\$1,900,000
Metal Commercial Refuse & Recycling Containers	Utility Rates	\$0	\$150,000	\$508,000	\$150,000	\$150,000	\$175,000	\$200,000	\$225,000	\$1,408,000	\$1,558,000
	Total	\$0	\$150,000	\$508,000	\$150,000	\$150,000	\$175,000	\$200,000	\$225,000	\$1,408,000	\$1,558,000
PAL Body Container Delivery Vehicle	Utility Rates	\$0	\$250,000	\$0	\$250,000	\$0	\$0	\$0	\$0	\$250,000	\$500,000
	Total	\$0	\$250,000	\$0	\$250,000	\$0	\$0	\$0	\$0	\$250,000	\$500,000
Rear-Load Collection Vehicles	Utility Rates	\$0	\$0	\$0	\$1,200,000	\$1,200,000	\$1,245,000	\$0	\$0	\$3,645,000	\$3,645,000
	Total	\$0	\$0	\$0	\$1,200,000	\$1,200,000	\$1,245,000	\$0	\$0	\$3,645,000	\$3,645,000
Tilt Frame Collection Trucks	Utility Rates	\$0	\$566,000	\$0	\$0	\$0	\$0	\$700,000	\$1,250,000	\$1,950,000	\$2,516,000
	Total	\$0	\$566,000	\$0	\$0	\$0	\$0	\$700,000	\$1,250,000	\$1,950,000	\$2,516,000
Category Total		\$0	\$2,566,000	\$3,708,000	\$4,400,000	\$4,630,000	\$3,820,000	\$3,900,000	\$3,475,000	\$23,933,000	\$26,499,000
Department Total		\$0	\$2,566,000	\$3,708,000	\$4,400,000	\$4,630,000	\$3,820,000	\$3,900,000	\$3,475,000	\$23,933,000	\$26,499,000
Percent Funded				100%	100%	100%	100%	100%	100%	100%	

Funding Summary by Department

Solid Waste Collection

Funding Source	To Date	2020	2021	2022	2023	2024	2025	2026	6 Year Estimate	Funding Total
Utility Rates	\$0	\$2,566,000	\$3,708,000	\$4,400,000	\$4,630,000	\$3,820,000	\$3,900,000	\$3,475,000	\$23,933,000	\$23,933,000
Department Total	\$0	\$2,566,000	\$3,708,000	\$4,400,000	\$4,630,000	\$3,820,000	\$3,900,000	\$3,475,000	\$23,933,000	\$26,499,000

Solid Waste Collection Department Project Reports

Solid Waste Collection/---

Automated Side Load Collection Vehicles

SWC-2018-18

Executive Summary

Purchase of automated solid waste, recycling and yard waste collection vehicles to replace existing collection vehicles that are past their useful life. Replacement as follows: 2021 - 6 vehicles, 2022 - 6 vehicles, 2023 - 7 vehicles, 2024 - 5 vehicles, 2025 - 2 vehicles, 2026 - 6 vehicles.

Project Justification

This purchase is necessary to replace vehicles that the age and condition of the trucks are causing excessive down time and repairs. Purchasing new trucks will allow us to continue providing effective automated collection services to our residential customers. Automated collection reduces employee injuries and increases efficiencies such as servicing larger routes with one employee per truck as compared to manually loaded or semi-automated trucks that utilize two employees. As our customer base grows each year, our collection trucks are working longer per day and need to be dependable. These trucks will be compatible with the carts provided to customers by the City. Solid Waste Collection has over 63,000 residential customers serviced weekly.

This project meets the following comprehensive plan goals and/or policies:

Goal CFU 5: 5.5 Waste Reduction & Recycling -- Provide efficient and economical solid waste services, promote waste reduction and minimize impacts on environment and heath. Goal ED 8: 8.1 Quality of Life Protection -- Protect natural and built environment as primary quality of life.

Location

Other Location
Spokane Central Service Center, 915 N. Nelson St., Spokane, WA 99202

Project Status

Active
Purchases of replacement automated side load collection vehicles annually. Continued collection of refuse, recycling and yard waste services with existing automated trucks. New collection vehicles are fueled by Compressed Natural Gas (CNG). CNG fueling station has been in place at SCSC since 2015 to accommodate.

External Factors

Council action is required to approve Solid Waste Collection rates in order to fully fund this project. Factory supply and demand along with steel pricing can affect the delivery date and cost of new vehicles.

Maintenance

Maintenance of capital facilities, buildings and infrastructure has an impact on a Department’s operating budget, and thus routine maintenance costs for new and ongoing projects are identified in the table below.

	2021	2022	2023	2024	2025	2026	Total
Expected Annual Maintenance	\$0	\$0	\$0	\$0	\$0	\$0	\$0

Maintenance Comments

Solid Waste Collection/---

Automated Side Load Collection Vehicles

SWC-2018-18

Spending

Project Phase	Prior Spending	2020	Estimated Spending							Total
			2021	2022	2023	2024	2025	2026	6 Year Total	
Purchases	\$0	\$1,600,000	\$2,800,000	\$2,800,000	\$3,200,000	\$2,400,000	\$1,500,000	\$2,000,000	\$14,700,000	\$16,300,000
Total	\$0	\$1,600,000	\$2,800,000	\$2,800,000	\$3,200,000	\$2,400,000	\$1,500,000	\$2,000,000	\$14,700,000	\$16,300,000

Funding

Funding Name	Source	Status*	Prior Funding	2020	Estimated Funding							Total
					2021	2022	2023	2024	2025	2026	6 Year Total	
Utility Rates	Identified	Funded	\$0	\$1,600,000	\$2,800,000	\$2,800,000	\$3,200,000	\$2,400,000	\$1,500,000	\$2,000,000	\$14,700,000	\$16,300,000
Total			\$0	\$1,600,000	\$2,800,000	\$2,800,000	\$3,200,000	\$2,400,000	\$1,500,000	\$2,000,000	\$14,700,000	\$16,300,000

*Status definitions

- Unidentified: Funding source has not yet been determined
- Identified: Funding source has been found, but not yet requested
- Applied: Grant or loan application has been submitted, or budget has been requested
- Awarded: Grant or loan has been offered but the contract has not yet been signed or budget has not yet been approved by Council
- Encumbered: Project contract has been signed and funds have been allocated to spend on the project

Solid Waste Collection/---
Cart Delivery Vehicle
SWC-2016-97

Executive Summary

Purchase of one new cart delivery vehicle in 2023 to replace existing cart delivery vehicle that is beyond its useful life.

Project Justification

This purchase is necessary to replace a cart delivery vehicle that due to its age and condition is predicted to have more frequent downtime and repair costs. If a delivery vehicle breaks down and is taken offline, we only have one much older spare delivery vehicle to utilize. We need dependable delivery trucks to effectively deliver, exchange and repair automated solid waste, recycling and yard waste carts for current and new customers. With this purchase, we will eliminate the current spare, turn the older delivery vehicle into a spare and use the new vehicle daily. Two cart delivery routes drive all areas of Spokane in a five day week. Solid Waste Collection has over 63,000 residential customers.

This project meets the following comprehensive plan goals and/or policies:

Goal CFU 5: 5.5 Waste Reduction & Recycling -- Provide efficient and economical solid waste services, promote waste reduction and minimize impacts on environment and health. Goal ED 8: 8.1 Quality of Life Protection -- Protect natural and built environment as primary quality of life.

Location

Other Location
Spokane Central Service Center, 915 N. Nelson St., Spokane, WA 99202

Project Status

Active
Purchase of one cart delivery vehicle to replace one cart delivery vehicle. Continued delivery of refuse, recycling and yard waste carts with existing delivery vehicles.

External Factors

Council action is required to approve Solid Waste Collection rates in order to fully fund this project. Factory supply and demand along with steel pricing can affect the delivery date and cost of new vehicles.

Maintenance

Maintenance of capital facilities, buildings and infrastructure has an impact on a Department's operating budget, and thus routine maintenance costs for new and ongoing projects are identified in the table below.

	2021	2022	2023	2024	2025	2026	Total
Expected Annual Maintenance	\$0	\$0	\$0	\$0	\$0	\$0	\$0

Maintenance Comments

Solid Waste Collection/---

Cart Delivery Vehicle

SWC-2016-97

Spending

Project Phase	Prior Spending	2020	Estimated Spending							Total
			2021	2022	2023	2024	2025	2026	6 Year Total	
Purchases	\$0	\$0	\$0	\$0	\$80,000	\$0	\$0	\$0	\$80,000	\$80,000
Total	\$0	\$0	\$0	\$0	\$80,000	\$0	\$0	\$0	\$80,000	\$80,000

Funding

Funding Name	Source	Status*	Prior Funding	2020	Estimated Funding							Total
					2021	2022	2023	2024	2025	2026	6 Year Total	
Utility Rates	Identified	Funded	\$0	\$0	\$0	\$0	\$80,000	\$0	\$0	\$0	\$80,000	\$80,000
Total			\$0	\$0	\$0	\$0	\$80,000	\$0	\$0	\$0	\$80,000	\$80,000

- *Status definitions
- Unidentified: Funding source has not yet been determined
 - Identified: Funding source has been found, but not yet requested
 - Applied: Grant or loan application has been submitted, or budget has been requested
 - Awarded: Grant or loan has been offered but the contract has not yet been signed or budget has not yet been approved by Council
 - Encumbered: Project contract has been signed and funds have been allocated to spend on the project

Solid Waste Collection/---

Front-Loading Refuse Collection Vehicles

SWC-2012-201

Executive Summary

Purchase of four commercial front-loading solid waste collection vehicles to replace existing collection vehicles that are past their useful life. Replacement as follows: 2021 - 1 vehicle, 2025 - 3 vehicles, 2026 - 3 vehicles.

Project Justification

This purchase is necessary to replace vehicles that the age and condition of the trucks will start causing excessive down time and repairs. Purchasing new trucks will allow us to continue providing effective front-loading dumpster collection services to our commercial customers. As our customer base grows each year, our collection trucks are working longer per day and need to be dependable. These trucks will be compatible with the front-loading dumpster provided to customers by the City. Solid Waste Collection has almost 3,000 commercial customers serviced from 1 to 5 times per week.

This project meets the following comprehensive plan goals and/or policies:

Goal CFU 5: 5.5 Waste Reduction & Recycling -- Provide efficient and economical solid waste services, promote waste reduction and minimize impacts on environment and heath. Goal ED 8: 8.1 Quality of Life Protection -- Protect natural and built environment as primary quality of life.

Location

Other Location

Spokane Central Service Center, 915 N. Nelson St., Spokane, WA 99202

Project Status

Active

Purchases of replacement front-loading collection vehicles in 2021, 2025 and 2026. Continued collection of commercial solid waste with existing front-loading trucks. New collection vehicles are fueled by Compressed Natural Gas (CNG). CNG fueling station has been in place at SCSC since 2015 to accomodate.

External Factors

Council action is required to approve Solid Waste Collection rates in order to fully fund this project. Factory supply and demand along with steel pricing can affect the delivery date and cost of new vehicles.

Maintenance

Maintenance of capital facilities, buildings and infrastructure has an impact on a Department’s operating budget, and thus routine maintenance costs for new and ongoing projects are identified in the table below.

	2021	2022	2023	2024	2025	2026	Total
Expected Annual Maintenance	\$0	\$0	\$0	\$0	\$0	\$0	\$0

Maintenance Comments

Solid Waste Collection/---

Front-Loading Refuse Collection Vehicles

SWC-2012-201

Spending

Project Phase	Prior Spending	2020	Estimated Spending							Total
			2021	2022	2023	2024	2025	2026	6 Year Total	
Purchases	\$0	\$0	\$400,000	\$0	\$0	\$0	\$1,500,000	\$0	\$1,900,000	\$1,900,000
Total	\$0	\$0	\$400,000	\$0	\$0	\$0	\$1,500,000	\$0	\$1,900,000	\$1,900,000

Funding

Funding Name	Source	Status*	Prior Funding	2020	Estimated Funding							Total
					2021	2022	2023	2024	2025	2026	6 Year Total	
Utility Rates	Identified	Funded	\$0	\$0	\$400,000	\$0	\$0	\$0	\$1,500,000	\$0	\$1,900,000	\$1,900,000
Total			\$0	\$0	\$400,000	\$0	\$0	\$0	\$1,500,000	\$0	\$1,900,000	\$1,900,000

- *Status definitions
- Unidentified: Funding source has not yet been determined
 - Identified: Funding source has been found, but not yet requested
 - Applied: Grant or loan application has been submitted, or budget has been requested
 - Awarded: Grant or loan has been offered but the contract has not yet been signed or budget has not yet been approved by Council
 - Encumbered: Project contract has been signed and funds have been allocated to spend on the project

Solid Waste Collection/---

Metal Commercial Refuse & Recycling Containers

SWC-2012-194

Executive Summary

Purchase of 20 & 30 yard metal refuse and recycling containers for large commercial accounts and use at construction and demolition sites. Purchases as follows: 2021 - 29 containers, 2022 - 14 containers, 2023 - 14 containers, 2024 - 16 containers, 2025 - 18 containers, 2026 - 20 containers.

Project Justification

These containers are necessary to provide efficient collection of solid waste and recycling from larger commercial accounts and be available to rent on a temporary basis for construction and site cleanups. We need to replace metal containers that are no longer able to be refurbished and are past their useful life. We also need to add additional containers as our customer base grows. Over the last 3 years, our permanent service utilizing these containers has grown by over 9%, while temporary service has grown by over 15%. The City will annex in the West Plains area in 2022 so we need to purchase containers for that area in 2021. The technical specs for these containers are bid to be compatible with our collection vehicles.

This project meets the following comprehensive plan goals and/or policies:

Goal CFU 5: 5.5 Waste Reduction & Recycling -- Provide efficient and economical solid waste services, promote waste reduction and minimize impacts on environment and heath. Goal ED 8: 8.1 Quality of Life Protection -- Protect natural and built environment as primary quality of life.

Location

Other Location
Spokane Central Service Center, 915 N. Nelson St., Spokane, WA 99202

Project Status

Active
Purchase of new and replacement metal 20 and 30 yard commercial roll off containers annually. Continued collection of solid waste and recycling for commercial accounts.

External Factors

Council action is required to approve Solid Waste Collection Rates in order to fully fund this project. Additionally, the steel market has increased significantly over the last few years. This has caused major escalations to the pricing for large metal refuse and recycling containers.

Maintenance

Maintenance of capital facilities, buildings and infrastructure has an impact on a Department’s operating budget, and thus routine maintenance costs for new and ongoing projects are identified in the table below.

	2021	2022	2023	2024	2025	2026	Total
Expected Annual Maintenance	\$0	\$0	\$0	\$0	\$0	\$0	\$0

Maintenance Comments

Solid Waste Collection/---

Metal Commercial Refuse & Recycling Containers

SWC-2012-194

Spending

Project Phase	Prior Spending	2020	Estimated Spending							Total
			2021	2022	2023	2024	2025	2026	6 Year Total	
Purchases	\$0	\$150,000	\$508,000	\$150,000	\$150,000	\$175,000	\$200,000	\$225,000	\$1,408,000	\$1,558,000
Total	\$0	\$150,000	\$508,000	\$150,000	\$150,000	\$175,000	\$200,000	\$225,000	\$1,408,000	\$1,558,000

Funding

Funding Name	Source	Status*	Prior Funding	2020	Estimated Funding							Total
					2021	2022	2023	2024	2025	2026	6 Year Total	
Utility Rates	Identified	Funded	\$0	\$150,000	\$508,000	\$150,000	\$150,000	\$175,000	\$200,000	\$225,000	\$1,408,000	\$1,558,000
Total			\$0	\$150,000	\$508,000	\$150,000	\$150,000	\$175,000	\$200,000	\$225,000	\$1,408,000	\$1,558,000

- *Status definitions
- Unidentified: Funding source has not yet been determined
 - Identified: Funding source has been found, but not yet requested
 - Applied: Grant or loan application has been submitted, or budget has been requested
 - Awarded: Grant or loan has been offered but the contract has not yet been signed or budget has not yet been approved by Council
 - Encumbered: Project contract has been signed and funds have been allocated to spend on the project

Solid Waste Collection/---

PAL Body Container Delivery Vehicle

SWC-2017-126

Executive Summary

Purchase of one new PAL body commercial delivery vehicle in 2022 to replace existing delivery vehicle that is beyond its useful life.

Project Justification

This purchase is necessary to replace PAL body commercial delivery vehicles that due to their age and condition are starting to have more frequent downtime and repair costs. These vehicles need to be dependable to effectively deliver, exchange and remove smaller dumpsters for commercial customers. PAL Body vehicles also deliver and remove small dumpsters that are temporarily rented by residential customers for remodeling and clean outs. These vehicles also pull out dumpsters in areas with clearance issues or problems during inclement weather allowing the larger front loading trucks to access them. Two delivery routes drive all areas of Spokane in a five day week.

This project meets the following comprehensive plan goals and/or policies:

Goal CFU 5: 5.5 Waste Reduction & Recycling -- Provide efficient and economical solid waste services, promote waste reduction and minimize impacts on environment and heath. Goal ED 8: 8.1 Quality of Life Protection -- Protect natural and built environment as primary quality of life.

Location

Other Location

Spokane Central Service Center, 915 N. Nelson St. Spokane, WA 99202

Project Status

Active

Purchases of one PAL body commercial delivery vehicle to replace one existing delivery vehicle. Continue providing solid waste and recycling dumpster deliveries, exchanges and removals with existing delivery vehicles.

External Factors

Council action is required to approve Solid Waste Collection rates in order to fully fund this project. Factory supply and demand along with steel pricing can affect the delivery date and cost of new vehicles.

Maintenance

Maintenance of capital facilities, buildings and infrastructure has an impact on a Department’s operating budget, and thus routine maintenance costs for new and ongoing projects are identified in the table below.

	2021	2022	2023	2024	2025	2026	Total
Expected Annual Maintenance	\$0	\$0	\$0	\$0	\$0	\$0	\$0

Maintenance Comments

Solid Waste Collection/---

PAL Body Container Delivery Vehicle

SWC-2017-126

Spending

Project Phase	Prior Spending	2020	Estimated Spending							Total
			2021	2022	2023	2024	2025	2026	6 Year Total	
Purchases	\$0	\$250,000	\$0	\$250,000	\$0	\$0	\$0	\$0	\$250,000	\$500,000
Total	\$0	\$250,000	\$0	\$250,000	\$0	\$0	\$0	\$0	\$250,000	\$500,000

Funding

Funding Name	Source	Status*	Prior Funding	2020	Estimated Funding							Total
					2021	2022	2023	2024	2025	2026	6 Year Total	
Utility Rates	Identified	Funded	\$0	\$250,000	\$0	\$250,000	\$0	\$0	\$0	\$0	\$250,000	\$500,000
Total			\$0	\$250,000	\$0	\$250,000	\$0	\$0	\$0	\$0	\$250,000	\$500,000

- *Status definitions
- Unidentified: Funding source has not yet been determined
 - Identified: Funding source has been found, but not yet requested
 - Applied: Grant or loan application has been submitted, or budget has been requested
 - Awarded: Grant or loan has been offered but the contract has not yet been signed or budget has not yet been approved by Council
 - Encumbered: Project contract has been signed and funds have been allocated to spend on the project

Solid Waste Collection/---

Rear-Load Collection Vehicles

SWC-2017-41

Executive Summary

Purchase of replacement rear-loading refuse and recycling collection vehicles beyond their useful life. Replacement as follows: 2022 - 3 vehicles, 2023 - 3 vehicles, 2024 - 3 vehicles, 2026 - 3 vehicles.

Project Justification

This purchase is necessary to replace vehicles that the age and condition of the vehicles are predicted to cause excessive down time and repairs. Newer vehicles are more dependable and necessary to continue providing solid waste collection services to existing and new residential and commercial customers. Rear-load collection vehicles are used in areas where front-load and automated side loading vehicles cannot access such as narrow alleys, sites with no overhead clearance, etc. Solid Waste Collection has over 63,000 residential and almost 3,000 commercial customers serviced each week.

This project meets the following comprehensive plan goals and/or policies:

Goal CFU 5: 5.5 Waste Reduction & Recycling -- Provide efficient and economical solid waste services, promote waste reduction and minimize impacts on environment and heath. Goal ED 8: 8.1 Quality of Life Protection -- Protect natural and built environment as primary quality of life.

Location

Other Location
Spokane Central Service Center, 915 N. Nelson St., Spokane, WA 99202

Project Status

Active
Purchases of replacement rear-loading collection vehicles starting in 2022, 2023, 2024 and 2026. Continued collection of commercial refuse and recycling with existing rear-loading trucks. CNG fueling station has been in place at SCSC since 2015 to accommodate.

External Factors

Council action is required to approve Solid Waste Collection rates in order to fully fund this project. Factory supply and demand along with steel pricing can affect the delivery date and cost of new vehicles.

Maintenance

Maintenance of capital facilities, buildings and infrastructure has an impact on a Department’s operating budget, and thus routine maintenance costs for new and ongoing projects are identified in the table below.

	2021	2022	2023	2024	2025	2026	Total
Expected Annual Maintenance	\$0	\$0	\$0	\$0	\$0	\$0	\$0

Maintenance Comments

Solid Waste Collection/---

Rear-Load Collection Vehicles

SWC-2017-41

Spending

Project Phase	Prior Spending	2020	Estimated Spending							Total
			2021	2022	2023	2024	2025	2026	6 Year Total	
Purchases	\$0	\$0	\$0	\$1,200,000	\$1,200,000	\$1,245,000	\$0	\$0	\$3,645,000	\$3,645,000
Total	\$0	\$0	\$0	\$1,200,000	\$1,200,000	\$1,245,000	\$0	\$0	\$3,645,000	\$3,645,000

Funding

Funding Name	Source	Status*	Prior Funding	2020	Estimated Funding							Total
					2021	2022	2023	2024	2025	2026	6 Year Total	
Utility Rates	Identified	Funded	\$0	\$0	\$0	\$1,200,000	\$1,200,000	\$1,245,000	\$0	\$0	\$3,645,000	\$3,645,000
Total			\$0	\$0	\$0	\$1,200,000	\$1,200,000	\$1,245,000	\$0	\$0	\$3,645,000	\$3,645,000

*Status definitions

- Unidentified: Funding source has not yet been determined
- Identified: Funding source has been found, but not yet requested
- Applied: Grant or loan application has been submitted, or budget has been requested
- Awarded: Grant or loan has been offered but the contract has not yet been signed or budget has not yet been approved by Council
- Encumbered: Project contract has been signed and funds have been allocated to spend on the project

Solid Waste Collection/---
Tilt Frame Collection Trucks
SWC-2017-124

Executive Summary

Purchase of five commercial tilt-frame solid waste trucks to replace existing tilt-frame trucks that are past their useful life. Replacement as follows: 2025 - 2 vehicle, 2026 - 3 vehicles.

Project Justification

This purchase is necessary to replace vehicles that the age and condition of the trucks are causing excessive down time and repairs. These trucks provide service to commercial customers with large volume disposal needs. They haul refuse and recycling roll off dumpsters and customer owned compactors to the disposal sites 5 days per week, 6-10 trips per route. These trucks are also used to haul temporary containers rented by residential and construction/demolition companies for projects. This part of Solid Waste's customer base has seen some of the most growth in recent years, with an annual average increase of 9.1% over the last three years.

This project meets the following comprehensive plan goals and/or policies:

Goal CFU 5: 5.5 Waste Reduction & Recycling -- Provide efficient and economical solid waste services, promote waste reduction and minimize impacts on environment and health. Goal ED 8: 8.1 Quality of Life Protection -- Protect natural and built environment as primary quality of life.

Location

Other Location
Spokane Central Service Center, 915 N. Nelson St., Spokane, WA 99202

Project Status

Active
Purchase of replacement commercial tilt-frame vehicles in 2025 and 2026. Continued service of commercial solid waste and recycling roll offs and compactors. CNG fueling station has been in place at SCSC since 2015 to accommodate.

External Factors

Council action is required to approve Solid Waste Collection rates in order to fully fund this project. Factory supply and demand along with steel pricing can affect the delivery date and cost of new vehicles.

Maintenance

Maintenance of capital facilities, buildings and infrastructure has an impact on a Department's operating budget, and thus routine maintenance costs for new and ongoing projects are identified in the table below.

	2021	2022	2023	2024	2025	2026	Total
Expected Annual Maintenance	\$0	\$0	\$0	\$0	\$0	\$0	\$0

Maintenance Comments

Solid Waste Collection/---

Tilt Frame Collection Trucks

SWC-2017-124

Spending

Project Phase	Prior Spending	2020	Estimated Spending							Total
			2021	2022	2023	2024	2025	2026	6 Year Total	
Purchases	\$0	\$566,000	\$0	\$0	\$0	\$0	\$700,000	\$1,250,000	\$1,950,000	\$2,516,000
Total	\$0	\$566,000	\$0	\$0	\$0	\$0	\$700,000	\$1,250,000	\$1,950,000	\$2,516,000

Funding

Funding Name	Source	Status*	Prior Funding	2020	Estimated Funding							Total
					2021	2022	2023	2024	2025	2026	6 Year Total	
Utility Rates	Identified	Funded	\$0	\$566,000	\$0	\$0	\$0	\$0	\$700,000	\$1,250,000	\$1,950,000	\$2,516,000
Total			\$0	\$566,000	\$0	\$0	\$0	\$0	\$700,000	\$1,250,000	\$1,950,000	\$2,516,000

- *Status definitions
- Unidentified: Funding source has not yet been determined
 - Identified: Funding source has been found, but not yet requested
 - Applied: Grant or loan application has been submitted, or budget has been requested
 - Awarded: Grant or loan has been offered but the contract has not yet been signed or budget has not yet been approved by Council
 - Encumbered: Project contract has been signed and funds have been allocated to spend on the project

SPOKANE SOLID WASTE DISPOSAL

Spokane Solid Waste Disposal

Department Goals

Providing a sustainable, environmentally superior system for management of society's discards is a key factor in maintaining the high quality of life for which our area is known. We strive to provide all citizens residing in Spokane with educational recycling and disposal services that continue to put this area in a leadership position with respect to programs, planning, and results. These services should be cost effective, efficient, and environmentally justifiable. The



goals of the City of Spokane Solid Waste Disposal Department (SWD) include: 1) manage more than 50% of the waste stream through waste reduction and recycling; 2) recover the energy from our remaining non-recyclable wastes; and 3) minimize the volume of untreated wastes to be stored in landfills.

Contact Information

Name	Title	Telephone	email
Chris Averyt	Interim Plant Manager	625-6540	caveryt@spokanecity.org

Services Provided

SWD provides disposal services for municipal solid waste (MSW) in Spokane, which includes opportunities to recycle and to responsibly manage household hazardous wastes. In addition, SWD provides waste reduction and waste recycling educational programs, business waste audits, comprehensive solid waste management planning services, and City-wide litter control. SWD operates as an enterprise fund, which provides services to the public for a fee and makes the entity self-supporting. The department employs 75 full-time staff, with an annual operating budget of over \$30 million.

Background

In the mid-1980s, the four publicly-owned landfills in Spokane County were almost full, and three had been designated by the EPA as Superfund sites. They were polluting groundwater and could potentially lead to contamination of Spokane's sole-source aquifer. In addition, new landfill standards were adopted by the State that would make land filling more costly and siting more difficult. After years of study, a decision was made by elected officials from the City of Spokane and Spokane County to form the Spokane Regional Solid Waste System (SRSWS). The other

Regional Cities/Towns in Spokane County and Fairchild AFB accepted an invitation to join the SRSWS and entered into Interlocal Agreements with Spokane County and the City of Spokane. The SRSWS operated as a department of the City of Spokane, and managed solid waste facilities, contracts, and programs for the benefit of all citizens residing in Spokane County.

SRSWS facilities included the Valley Transfer Station, the North County Transfer Station, and transfer facilities at the Waste to Energy Facility which were responsible for providing convenient, clean, and safe access for disposal throughout Spokane County. Citizens, commercial customers, and garbage haulers would deliver MSW to the transfer stations, where it would then be transferred to the Waste to Energy Facility for processing. Each facility included a Recycling Center, which accepted a wide range of materials free of charge, a Household Hazardous Waste turn-in area, and an area for collection of yard waste. For the convenience of the public, all facilities remained open seven days per week from 7 a.m. to 5 p.m., excluding major holidays.

In November of 2014, the Interlocal Agreements that created the SRSWS expired. Spokane County took ownership of the North County and Valley Transfer Stations and the City of Spokane took over operation of the Waste to Energy Facility from the private contractor that had been operating it since its inception; Wheelabrator Spokane. The Waste to Energy Facility still accepts waste from the transfer stations, but no longer receives any waste from Spokane Valley or Liberty Lake as they have opted to bypass the facility and send their waste to a landfill. The Waste to Energy facility now processes approximately 250,000 tons of municipal solid waste (MSW) per year through combustion. This process not only reduces the volume of waste by 90%, but also recovers ferrous metals for recycling and produces electricity, which generates revenue and offsets tipping fees.

SWD is responsible for City-wide waste reduction, reuse, and recycling planning and education programs for residents, schools, and businesses. SWD uses a variety of informational materials and advertising media including a website, hands-on presentations, and community events involving public participation. These materials/events emphasize the connection of waste reduction, reuse, recycling, and proper waste disposal to sustain a healthy, quality environment.

Level of Service Standard

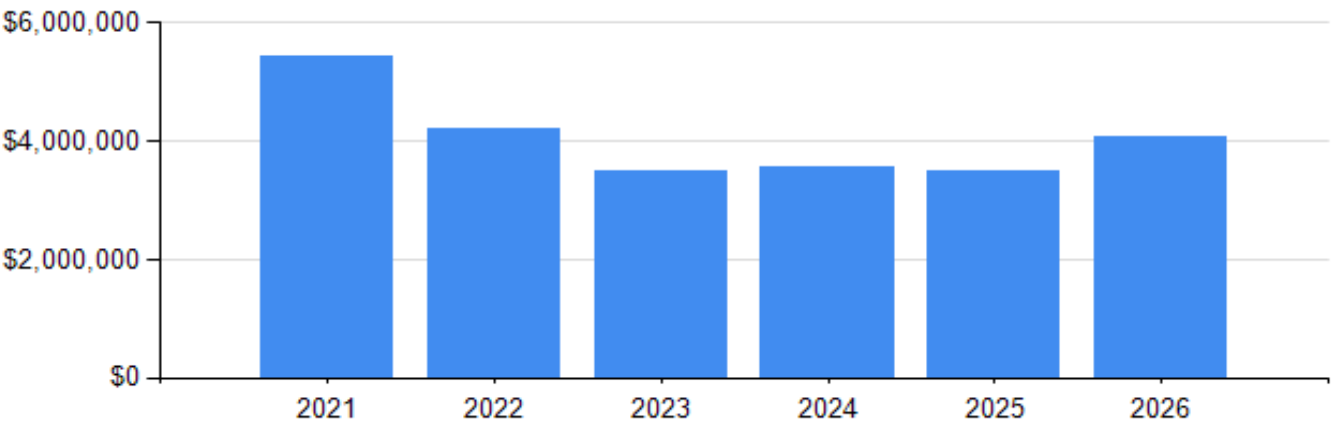
The level of service (LOS) for MSW requiring disposal is 3.53 pounds per capita per day based on the latest available statewide data. This means that on average SWD should be able to accept 3.53 pounds of MSW for every person within Spokane. Although some citizens generate less or more MSW requiring disposal, and while generation varies seasonally, this is an accepted average which can be used for planning purposes. On an annual basis, this equals approximately 317,000 tons.

The Waste to Energy Facility currently processes approximately 250,000 tons of MSW per year. Additional waste received which is not suitable for combustion is transferred via intermodal containers to the Regional Disposal Company landfill in Klickitat County for disposal. This intermodal transfer system has a variable but high capacity, limited only by the availability of containers, and can easily handle MSW quantities which exceed the capacity of the Waste to Energy Facility if required.

Spending by Category Summary

Solid Waste Disposal

Category	2021	2022	2023	2024	2025	2026	Total
Solid Waste Disposal Department	\$5,450,500	\$4,210,000	\$3,487,500	\$3,547,500	\$3,510,000	\$4,060,000	\$24,265,500
Total	\$5,450,500	\$4,210,000	\$3,487,500	\$3,547,500	\$3,510,000	\$4,060,000	\$24,265,500



Funding Summary by Project

Solid Waste Disposal

Solid Waste Disposal											
Project Name	Funding Source	To Date	2020	2021	2022	2023	2024	2025	2026	6 Year Estimate	Project Total
ACC Motor and VFD Upgrade	Utility Rates-WTE Ops	\$0	\$0	\$0	\$0	\$0	\$0	\$0	\$300,000	\$300,000	\$300,000
	Total	\$0	\$0	\$0	\$0	\$0	\$0	\$0	\$300,000	\$300,000	\$300,000
Ash House Refurbishment	Utility Rates-WTE Ops	\$800,000	\$800,000	\$359,500	\$0	\$0	\$0	\$0	\$2,500,000	\$2,859,500	\$4,459,500
	Total	\$800,000	\$800,000	\$359,500	\$0	\$0	\$0	\$0	\$2,500,000	\$2,859,500	\$4,459,500
Automated Scale Upgrade	Utility Rates-WTE Ops	\$0	\$0	\$80,000	\$0	\$0	\$0	\$0	\$0	\$80,000	\$80,000
	Total	\$0	\$0	\$80,000	\$0	\$0	\$0	\$0	\$0	\$80,000	\$80,000
Compressor/Air Dryer Upgrades	Utility Rates-WTE Ops	\$0	\$0	\$0	\$325,000	\$0	\$0	\$0	\$0	\$325,000	\$325,000
	Total	\$0	\$0	\$0	\$325,000	\$0	\$0	\$0	\$0	\$325,000	\$325,000
Distributive Control System (DCS) Upgrade	Utility Rates-WTE Ops	\$0	\$333,000	\$333,000	\$0	\$0	\$0	\$0	\$0	\$333,000	\$666,000
	Total	\$0	\$333,000	\$333,000	\$0	\$0	\$0	\$0	\$0	\$333,000	\$666,000
Filter Fabric Baghouse Change #1	Utility Rates-WTE Ops	\$0	\$0	\$150,000	\$0	\$0	\$0	\$0	\$0	\$150,000	\$150,000
	Total	\$0	\$0	\$150,000	\$0	\$0	\$0	\$0	\$0	\$150,000	\$150,000
Filter Fabric Baghouse Change #2	Utility Rates-WTE Ops	\$0	\$0	\$0	\$150,000	\$0	\$0	\$0	\$0	\$150,000	\$150,000
	Total	\$0	\$0	\$0	\$150,000	\$0	\$0	\$0	\$0	\$150,000	\$150,000
Front end loader and other mobile equipment	Utility Rates-WTE Ops	\$90,000	\$110,000	\$400,000	\$110,000	\$400,000	\$110,000	\$110,000	\$110,000	\$1,240,000	\$1,440,000
	Total	\$90,000	\$110,000	\$400,000	\$110,000	\$400,000	\$110,000	\$110,000	\$110,000	\$1,240,000	\$1,440,000
Future Pollution Control Upgrades	Utility Rates-WTE Ops	\$0	\$0	\$0	\$0	\$0	\$0	\$100,000	\$0	\$100,000	\$100,000
	Total	\$0	\$0	\$0	\$0	\$0	\$0	\$100,000	\$0	\$100,000	\$100,000
Motor and Mechanical Systems Upgrades	Utility Rates-WTE Ops	\$0	\$0	\$0	\$0	\$750,000	\$0	\$0	\$0	\$750,000	\$750,000
	Total	\$0	\$0	\$0	\$0	\$750,000	\$0	\$0	\$0	\$750,000	\$750,000
North Side Landfill CoverSystem Development/Repair	Utility Rates-WTE Ops	\$0	\$0	\$190,000	\$0	\$0	\$0	\$0	\$0	\$190,000	\$190,000
	Total	\$0	\$0	\$190,000	\$0	\$0	\$0	\$0	\$0	\$190,000	\$190,000
North Side Landfill Gas Collection/Development	Utility Rates-WTE Ops	\$0	\$200,000	\$145,000	\$0	\$0	\$0	\$0	\$0	\$145,000	\$345,000
	Total	\$0	\$200,000	\$145,000	\$0	\$0	\$0	\$0	\$0	\$145,000	\$345,000

Funding Summary by Project

Solid Waste Disposal

Solid Waste Disposal (continued)											
Project Name	Funding Source	To Date	2020	2021	2022	2023	2024	2025	2026	6 Year Estimate	Project Total
North Side Landfill Gas Treatment	Utility Rates-WTE Ops	\$0	\$0	\$150,000	\$0	\$0	\$0	\$0	\$400,000	\$550,000	\$550,000
	Total	\$0	\$0	\$150,000	\$0	\$0	\$0	\$0	\$400,000	\$550,000	\$550,000
Replace Camera System	Utility Rates-WTE Ops	\$0	\$0	\$0	\$0	\$0	\$0	\$0	\$150,000	\$150,000	\$150,000
	Total	\$0	\$0	\$0	\$0	\$0	\$0	\$0	\$150,000	\$150,000	\$150,000
Replace Economizers	Utility Rates-WTE Ops	\$0	\$0	\$0	\$0	\$0	\$0	\$1,000,000	\$0	\$1,000,000	\$1,000,000
	Total	\$0	\$0	\$0	\$0	\$0	\$0	\$1,000,000	\$0	\$1,000,000	\$1,000,000
Replace Generating Tubes	Utility Rates-WTE Ops	\$0	\$0	\$0	\$0	\$1,100,000	\$0	\$0	\$0	\$1,100,000	\$1,100,000
	Total	\$0	\$0	\$0	\$0	\$1,100,000	\$0	\$0	\$0	\$1,100,000	\$1,100,000
Residential Pit Scale Replacement	Utility Rates-WTE Ops	\$0	\$0	\$0	\$0	\$0	\$0	\$0	\$200,000	\$200,000	\$200,000
	Total	\$0	\$0	\$0	\$0	\$0	\$0	\$0	\$200,000	\$200,000	\$200,000
South Side Landfill Cover Repair/Development	Utility Rates-WTE Ops	\$50,000	\$50,000	\$585,000	\$0	\$0	\$0	\$0	\$0	\$585,000	\$685,000
	Total	\$50,000	\$50,000	\$585,000	\$0	\$0	\$0	\$0	\$0	\$585,000	\$685,000
South Side Landfill Gas Collection/Development	Utility Rates-WTE Ops	\$0	\$100,000	\$100,000	\$0	\$0	\$0	\$0	\$0	\$100,000	\$200,000
	Total	\$0	\$100,000	\$100,000	\$0	\$0	\$0	\$0	\$0	\$100,000	\$200,000
South Side Landfill Gas Treatment	Utility Rates-WTE Ops	\$0	\$0	\$500,000	\$0	\$0	\$0	\$0	\$400,000	\$900,000	\$900,000
	Total	\$0	\$0	\$500,000	\$0	\$0	\$0	\$0	\$400,000	\$900,000	\$900,000
Steam Coil Air Heater (SCAH) Replacement	Utility Rates-WTE Ops	\$0	\$0	\$0	\$0	\$300,000	\$0	\$0	\$0	\$300,000	\$300,000
	Total	\$0	\$0	\$0	\$0	\$300,000	\$0	\$0	\$0	\$300,000	\$300,000
Superheater Replacement #1 Boiler	Utility Rates-WTE Ops	\$0	\$2,058,000	\$0	\$0	\$0	\$2,300,000	\$0	\$0	\$2,300,000	\$4,358,000
	Total	\$0	\$2,058,000	\$0	\$0	\$0	\$2,300,000	\$0	\$0	\$2,300,000	\$4,358,000
Superheater Replacement #2 Boiler	Utility Rates-WTE Ops	\$0	\$0	\$2,058,000	\$0	\$0	\$0	\$2,300,000	\$0	\$4,358,000	\$4,358,000
	Total	\$0	\$0	\$2,058,000	\$0	\$0	\$0	\$2,300,000	\$0	\$4,358,000	\$4,358,000
Transformer Repairs	Utility Rates-WTE Ops	\$0	\$0	\$0	\$300,000	\$0	\$0	\$0	\$0	\$300,000	\$300,000
	Total	\$0	\$0	\$0	\$300,000	\$0	\$0	\$0	\$0	\$300,000	\$300,000

Funding Summary by Project

Solid Waste Disposal

Solid Waste Disposal (continued)											
Project Name	Funding Source	To Date	2020	2021	2022	2023	2024	2025	2026	6 Year Estimate	Project Total
Turbine/Generator Overhaul (Periodic)	Utility Rates-WTE Ops	\$0	\$0	\$400,000	\$2,800,000	\$0	\$0	\$0	\$0	\$3,200,000	\$3,200,000
	Total	\$0	\$0	\$400,000	\$2,800,000	\$0	\$0	\$0	\$0	\$3,200,000	\$3,200,000
Turbine/Generator Trisen Control Replacement	Utility Rates-WTE Ops	\$0	\$0	\$0	\$275,000	\$0	\$0	\$0	\$0	\$275,000	\$275,000
	Total	\$0	\$0	\$0	\$275,000	\$0	\$0	\$0	\$0	\$275,000	\$275,000
Urea Injection System	Utility Rates-WTE Ops	\$0	\$0	\$0	\$0	\$0	\$200,000	\$0	\$0	\$200,000	\$200,000
	Total	\$0	\$0	\$0	\$0	\$0	\$200,000	\$0	\$0	\$200,000	\$200,000
Valve Work/Upgrades	Utility Rates-WTE Ops	\$0	\$0	\$0	\$250,000	\$250,000	\$0	\$0	\$0	\$500,000	\$500,000
	Total	\$0	\$0	\$0	\$250,000	\$250,000	\$0	\$0	\$0	\$500,000	\$500,000
Waterwall Tube Replacement	Utility Rates-WTE Ops	\$0	\$0	\$0	\$0	\$687,500	\$937,500	\$0	\$0	\$1,625,000	\$1,625,000
	Total	\$0	\$0	\$0	\$0	\$687,500	\$937,500	\$0	\$0	\$1,625,000	\$1,625,000
Category Total		\$940,000	\$3,651,000	\$5,450,500	\$4,210,000	\$3,487,500	\$3,547,500	\$3,510,000	\$4,060,000	\$24,265,500	\$28,856,500
Department Total		\$940,000	\$3,651,000	\$5,450,500	\$4,210,000	\$3,487,500	\$3,547,500	\$3,510,000	\$4,060,000	\$24,265,500	\$28,856,500
Percent Funded				100%	100%	100%	100%	100%	100%	100%	

Funding Summary by Department

Solid Waste Disposal

Funding Source	To Date	2020	2021	2022	2023	2024	2025	2026	6 Year Estimate	Funding Total
Utility Rates-WTE Ops	\$940,000	\$3,651,000	\$5,450,500	\$4,210,000	\$3,487,500	\$3,547,500	\$3,510,000	\$4,060,000	\$24,265,500	\$24,265,500
Department Total	\$940,000	\$3,651,000	\$5,450,500	\$4,210,000	\$3,487,500	\$3,547,500	\$3,510,000	\$4,060,000	\$24,265,500	\$28,856,500

Spokane Solid Waste Disposal Project Reports

Solid Waste Disposal/---

ACC Motor and VFD Upgrade

SWD-2018-135

Executive Summary

This project will replace the motors on the Air Cooled Condenser (ACC) and provide VFD control. This will allow for electrical energy savings by having the ability to operate at a required speed and not just a Fast/Slow setting

Project Justification

The WTEF is a 25+ year old Facility with technology and equipment of that vintage. The ACC motors are approaching the end of their useful life and also are antiquated in that they only operate at a Slow/Fast setting, often times operating at a faster speed than required and utilizing more electricity to operate than needed. Replacing the motors and installing VFD control allows them to operate at the exact needed speed, saving energy.

This project meets the following comprehensive plan goals and/or policies:

Location

WTE Plant Facility

WTE Plant Facility

Project Status

Active

This project is being planned.

External Factors

Maintenance

Maintenance of capital facilities, buildings and infrastructure has an impact on a Department’s operating budget, and thus routine maintenance costs for new and ongoing projects are identified in the table below.

	2021	2022	2023	2024	2025	2026	Total
Expected Annual Maintenance	\$0	\$0	\$0	\$0	\$0	\$0	\$0

Maintenance Comments

Solid Waste Disposal/---

ACC Motor and VFD Upgrade

SWD-2018-135

Spending

Project Phase	Prior Spending	2020	Estimated Spending							Total
			2021	2022	2023	2024	2025	2026	6 Year Total	
Construction	\$0	\$0	\$0	\$0	\$0	\$0	\$0	\$300,000	\$300,000	\$300,000
Total	\$0	\$0	\$0	\$0	\$0	\$0	\$0	\$300,000	\$300,000	\$300,000

Funding

Funding Name	Source	Status*	Prior Funding	2020	Estimated Funding							Total
					2021	2022	2023	2024	2025	2026	6 Year Total	
Utility Rates-WTE Ops	Local	Funded	\$0	\$0	\$0	\$0	\$0	\$0	\$0	\$300,000	\$300,000	\$300,000
Total			\$0	\$0	\$0	\$0	\$0	\$0	\$0	\$300,000	\$300,000	\$300,000

- *Status definitions
- Unidentified: Funding source has not yet been determined
 - Identified: Funding source has been found, but not yet requested
 - Applied: Grant or loan application has been submitted, or budget has been requested
 - Awarded: Grant or loan has been offered but the contract has not yet been signed or budget has not yet been approved by Council
 - Encumbered: Project contract has been signed and funds have been allocated to spend on the project

Solid Waste Disposal/---

Ash House Refurbishment

SWD-2016-144

Executive Summary

Repairs and replacement of the Ash House roofing, siding and structural elements.

Project Justification

The corrosive nature of ash management creates a harsh atmosphere in the Ash House. We do regular work to patch holes as they begin to form in the roofing and siding, but at a certain point, full scale replacement of siding is needed. It takes about ten years to get to the point where repairs are no longer the practical solution. Additionally, these funds will also be used to complete structural repairs to Ash House I-beams and the ash handling equipment tower, which are the structural framework of the building and interior structures; temporary repairs have already been instituted.

This project meets the following comprehensive plan goals and/or policies:

CFU 1 - Adequate Public Facilities and Services: Provide and maintain adequate public facilities and utilities services and reliable funding in order to protect investments in existing facilities and ensure appropriate levels of service.

Location

WTE Plant Facility

WTE Plant Facility

Project Status

Active

In design and construction stages with separate phases occurring.

External Factors

Maintenance

Maintenance of capital facilities, buildings and infrastructure has an impact on a Department’s operating budget, and thus routine maintenance costs for new and ongoing projects are identified in the table below.

	2021	2022	2023	2024	2025	2026	Total
Expected Annual Maintenance	\$0	\$0	\$0	\$0	\$0	\$0	\$0

Maintenance Comments

Solid Waste Disposal/---

Ash House Refurbishment

SWD-2016-144

Spending

Project Phase	Prior Spending	2020	Estimated Spending							Total
			2021	2022	2023	2024	2025	2026	6 Year Total	
Construction	\$800,000	\$800,000	\$359,500	\$0	\$0	\$0	\$0	\$2,500,000	\$2,859,500	\$4,459,500
Total	\$800,000	\$800,000	\$359,500	\$0	\$0	\$0	\$0	\$2,500,000	\$2,859,500	\$4,459,500

Funding

Funding Name	Source	Status*	Prior Funding	2020	Estimated Funding							Total
					2021	2022	2023	2024	2025	2026	6 Year Total	
Utility Rates-WTE Ops	Local	Funded	\$800,000	\$800,000	\$359,500	\$0	\$0	\$0	\$0	\$2,500,000	\$2,859,500	\$4,459,500
Total			\$800,000	\$800,000	\$359,500	\$0	\$0	\$0	\$0	\$2,500,000	\$2,859,500	\$4,459,500

- *Status definitions
- Unidentified: Funding source has not yet been determined
 - Identified: Funding source has been found, but not yet requested
 - Applied: Grant or loan application has been submitted, or budget has been requested
 - Awarded: Grant or loan has been offered but the contract has not yet been signed or budget has not yet been approved by Council
 - Encumbered: Project contract has been signed and funds have been allocated to spend on the project

Solid Waste Disposal/---

Automated Scale Upgrade

SWD-2019-74

Executive Summary

Automation of the Commercial Scale to like data collection to other City software and programs.

Project Justification

The City of Spokane has upgraded its Collection Route Management Software. A next step in this Continuous Improvement (CI) effort would be to automate the Commercial Scale there-by linking the data to the Collections software to reduce manual data entry requirements and providing instantaneous data to those departments within the COS that need it.

This project meets the following comprehensive plan goals and/or policies:

CFU 1 - Adequate Public Facilities and Services: Provide and maintain adequate public facilities and utilities services and reliable funding in order to protect investments in existing facilities and ensure appropriate levels of service.

Location

WTE Plant Facility
WTE Plant Facility

Project Status

Active
This project is in the planning stage.

External Factors

Maintenance

Maintenance of capital facilities, buildings and infrastructure has an impact on a Department’s operating budget, and thus routine maintenance costs for new and ongoing projects are identified in the table below.

	2021	2022	2023	2024	2025	2026	Total
Expected Annual Maintenance	\$0	\$0	\$0	\$0	\$0	\$0	\$0

Maintenance Comments

Solid Waste Disposal/---

Automated Scale Upgrade

SWD-2019-74

Spending

Project Phase	Prior Spending	2020	Estimated Spending							Total
			2021	2022	2023	2024	2025	2026	6 Year Total	
Purchases	\$0	\$0	\$80,000	\$0	\$0	\$0	\$0	\$0	\$80,000	\$80,000
Total	\$0	\$0	\$80,000	\$0	\$0	\$0	\$0	\$0	\$80,000	\$80,000

Funding

Funding Name	Source	Status*	Prior Funding	2020	Estimated Funding							Total
					2021	2022	2023	2024	2025	2026	6 Year Total	
Utility Rates-WTE Ops	Local	Funded	\$0	\$0	\$80,000	\$0	\$0	\$0	\$0	\$0	\$80,000	\$80,000
Total			\$0	\$0	\$80,000	\$0	\$0	\$0	\$0	\$0	\$80,000	\$80,000

- *Status definitions
- Unidentified: Funding source has not yet been determined
 - Identified: Funding source has been found, but not yet requested
 - Applied: Grant or loan application has been submitted, or budget has been requested
 - Awarded: Grant or loan has been offered but the contract has not yet been signed or budget has not yet been approved by Council
 - Encumbered: Project contract has been signed and funds have been allocated to spend on the project

Solid Waste Disposal/---
Compressor/Air Dryer Upgrades
SWD-2018-129

Executive Summary

There are currently five air compressors and one air dryer in service at WTEF. This project will replace two of the compressors with a more appropriately sized single unit as well as replacing the undersized air dryer with a larger unit.

Project Justification

The existing air compressors are undersized for the plant's needs. This necessitates twice per year rental of diesel driven compressors and associated equipment during scheduled maintenance operations. This replacement will shave costs. Also, we will be replacing the existing air dryer with one capable of handling the Facility's entire plant air needs. Without it, the majority of the process equipment does not see the benefit of the dry air. This has led to a history of premature component failure and has inflated Repairs & Maintenance (R&M) costs.

This project meets the following comprehensive plan goals and/or policies:

CFU 1 - Adequate Public Facilities and Services: Provide and maintain adequate public facilities and utilities services and reliable funding in order to protect investments in existing facilities and ensure appropriate levels of service.

Location

WTE Plant Facility
WTE Plant Facility

Project Status

Active
This project was moved to 2022 due to the need for the entire plant to be down to perform the needed tie-ins. The next scheduled cold iron outage is in 2022

External Factors

The tie in for the air header for a new compressor will need to be coordinated with complete WTE plant outage. The next scheduled outage of this magnitude is in 2022 in conjunction with the turbine/generator overhaul

Maintenance

Maintenance of capital facilities, buildings and infrastructure has an impact on a Department's operating budget, and thus routine maintenance costs for new and ongoing projects are identified in the table below.

	2021	2022	2023	2024	2025	2026	Total
Expected Annual Maintenance	\$0	\$0	\$0	\$0	\$0	\$0	\$0

Maintenance Comments

Solid Waste Disposal/---

Compressor/Air Dryer Upgrades

SWD-2018-129

Spending

Project Phase	Prior Spending	2020	Estimated Spending							Total
			2021	2022	2023	2024	2025	2026	6 Year Total	
Purchases	\$0	\$0	\$0	\$325,000	\$0	\$0	\$0	\$0	\$325,000	\$325,000
Total	\$0	\$0	\$0	\$325,000	\$0	\$0	\$0	\$0	\$325,000	\$325,000

Funding

Funding Name	Source	Status*	Prior Funding	2020	Estimated Funding							Total
					2021	2022	2023	2024	2025	2026	6 Year Total	
Utility Rates-WTE Ops	Local	Funded	\$0	\$0	\$0	\$325,000	\$0	\$0	\$0	\$0	\$325,000	\$325,000
Total			\$0	\$0	\$0	\$325,000	\$0	\$0	\$0	\$0	\$325,000	\$325,000

- *Status definitions
- Unidentified: Funding source has not yet been determined
 - Identified: Funding source has been found, but not yet requested
 - Applied: Grant or loan application has been submitted, or budget has been requested
 - Awarded: Grant or loan has been offered but the contract has not yet been signed or budget has not yet been approved by Council
 - Encumbered: Project contract has been signed and funds have been allocated to spend on the project

Solid Waste Disposal/---

Distributive Control System (DCS) Upgrade

SWD-2016-147

Executive Summary

Update of the obsolete hardware components and operator interface of the DCS system.

Project Justification

The Distributive Control System (DCS) is system used to control the functioning of the whole Waste to Energy operation. The system is what was originally installed during the facilities original construction in the early 1990's. It is outdated with parts and support become increasingly obsolete. The facility will have to update the entire DCS to ensure continued operations of critical equipment. Without a functioning system the facility will not operate. This project is to update this control system.

This project meets the following comprehensive plan goals and/or policies:

CFU 1 - Adequate Public Facilities and Services: Provide and maintain adequate public facilities and utilities services and reliable funding in order to protect investments in existing facilities and ensure appropriate levels of service.

Location

WTE Plant Facility
WTE Plant Facility

Project Status

Active
Active project

External Factors

Maintenance

Maintenance of capital facilities, buildings and infrastructure has an impact on a Department's operating budget, and thus routine maintenance costs for new and ongoing projects are identified in the table below.

	2021	2022	2023	2024	2025	2026	Total
Expected Annual Maintenance	\$0	\$0	\$0	\$0	\$0	\$0	\$0

Maintenance Comments

Solid Waste Disposal/---

Distributive Control System (DCS) Upgrade

SWD-2016-147

Spending

Project Phase	Prior Spending	2020	Estimated Spending							Total
			2021	2022	2023	2024	2025	2026	6 Year Total	
Construction	\$0	\$333,000	\$333,000	\$0	\$0	\$0	\$0	\$0	\$333,000	\$666,000
Total	\$0	\$333,000	\$333,000	\$0	\$0	\$0	\$0	\$0	\$333,000	\$666,000

Funding

Funding Name	Source	Status*	Prior Funding	2020	Estimated Funding							Total
					2021	2022	2023	2024	2025	2026	6 Year Total	
Utility Rates-WTE Ops	Local	Funded	\$0	\$333,000	\$333,000	\$0	\$0	\$0	\$0	\$0	\$333,000	\$666,000
Total			\$0	\$333,000	\$333,000	\$0	\$0	\$0	\$0	\$0	\$333,000	\$666,000

- *Status definitions
- Unidentified: Funding source has not yet been determined
 - Identified: Funding source has been found, but not yet requested
 - Applied: Grant or loan application has been submitted, or budget has been requested
 - Awarded: Grant or loan has been offered but the contract has not yet been signed or budget has not yet been approved by Council
 - Encumbered: Project contract has been signed and funds have been allocated to spend on the project

Solid Waste Disposal/---

Filter Fabric Baghouse Change #1

SWD-2016-148

Executive Summary

Replacement of fabric filters in Fabric Filter Baghouse #1

Project Justification

The fabric filters are made of Gortex fabric, which allow them to effectively remove particulates, some metals and aid in D/F removal for compliance with environmental regulations, but they have a functional life of only 5-6 years. The last baghouse filter change out on this unit was done in 2016.

This project meets the following comprehensive plan goals and/or policies:

CFU 1 - Adequate Public Facilities and Services: Provide and maintain adequate public facilities and utilities services and reliable funding in order to protect investments in existing facilities and ensure appropriate levels of service.

Location

WTE Plant Facility

WTE Plant Facility

Project Status

Active

In planning stage.

External Factors

Maintenance

Maintenance of capital facilities, buildings and infrastructure has an impact on a Department's operating budget, and thus routine maintenance costs for new and ongoing projects are identified in the table below.

	2021	2022	2023	2024	2025	2026	Total
Expected Annual Maintenance	\$0	\$0	\$0	\$0	\$0	\$0	\$0

Maintenance Comments

Solid Waste Disposal/---

Filter Fabric Baghouse Change #1

SWD-2016-148

Spending

Project Phase	Prior Spending	2020	Estimated Spending							Total
			2021	2022	2023	2024	2025	2026	6 Year Total	
Construction	\$0	\$0	\$150,000	\$0	\$0	\$0	\$0	\$0	\$150,000	\$150,000
Total	\$0	\$0	\$150,000	\$0	\$0	\$0	\$0	\$0	\$150,000	\$150,000

Funding

Funding Name	Source	Status*	Prior Funding	2020	Estimated Funding							Total
					2021	2022	2023	2024	2025	2026	6 Year Total	
Utility Rates-WTE Ops	Local	Funded	\$0	\$0	\$150,000	\$0	\$0	\$0	\$0	\$0	\$150,000	\$150,000
Total			\$0	\$0	\$150,000	\$0	\$0	\$0	\$0	\$0	\$150,000	\$150,000

- *Status definitions
- Unidentified: Funding source has not yet been determined
 - Identified: Funding source has been found, but not yet requested
 - Applied: Grant or loan application has been submitted, or budget has been requested
 - Awarded: Grant or loan has been offered but the contract has not yet been signed or budget has not yet been approved by Council
 - Encumbered: Project contract has been signed and funds have been allocated to spend on the project

Solid Waste Disposal/---

Filter Fabric Baghouse Change #2

SWD-2016-149

Executive Summary

Replacement of fabric filters in Fabric Filter Baghouse #2

Project Justification

The fabric filters are made of Gortex fabric, which allows them to effectively remove particulates, some metals and aid in D/F removal for compliance with environmental regulations, but they have a functional life of only 5-6 years. The last baghouse change out on this unit was done in 2016.

This project meets the following comprehensive plan goals and/or policies:

CFU 1 - Adequate Public Facilities and Services: Provide and maintain adequate public facilities and utilities services and reliable funding in order to protect investments in existing facilities and ensure appropriate levels of service.

Location

WTE Plant Facility

WTE Plant Facility

Project Status

Active

In planning stage.

External Factors

Maintenance

Maintenance of capital facilities, buildings and infrastructure has an impact on a Department’s operating budget, and thus routine maintenance costs for new and ongoing projects are identified in the table below.

	2021	2022	2023	2024	2025	2026	Total
Expected Annual Maintenance	\$0	\$0	\$0	\$0	\$0	\$0	\$0

Maintenance Comments

Solid Waste Disposal/---

Filter Fabric Baghouse Change #2

SWD-2016-149

Spending

Project Phase	Prior Spending	2020	Estimated Spending							Total
			2021	2022	2023	2024	2025	2026	6 Year Total	
Construction	\$0	\$0	\$0	\$150,000	\$0	\$0	\$0	\$0	\$150,000	\$150,000
Total	\$0	\$0	\$0	\$150,000	\$0	\$0	\$0	\$0	\$150,000	\$150,000

Funding

Funding Name	Source	Status*	Prior Funding	2020	Estimated Funding							Total
					2021	2022	2023	2024	2025	2026	6 Year Total	
Utility Rates-WTE Ops	Local	Funded	\$0	\$0	\$0	\$150,000	\$0	\$0	\$0	\$0	\$150,000	\$150,000
Total			\$0	\$0	\$0	\$150,000	\$0	\$0	\$0	\$0	\$150,000	\$150,000

- *Status definitions
- Unidentified: Funding source has not yet been determined
 - Identified: Funding source has been found, but not yet requested
 - Applied: Grant or loan application has been submitted, or budget has been requested
 - Awarded: Grant or loan has been offered but the contract has not yet been signed or budget has not yet been approved by Council
 - Encumbered: Project contract has been signed and funds have been allocated to spend on the project

Solid Waste Disposal/---

Front end loader and other mobile equipment

SWD-2015-67

Executive Summary

Purchase a new front end loader to be used at the WTE Facility for refuse receiving on the tipping floor. Other equipment is being evaluated for replacement in future years.

Project Justification

As time goes by the facility's front end loader used to receive refuse, and other mobile equipment, is becoming more and more unreliable. We continually evaluate the condition of our fleet of 79 pieces of mobile equipment. The age of our equipment ranges from 1985 to 2017. Working with Fleet we will assess and replace up to two or three of our fleet vehicles per year - not necessarily due to age but instead considering age, mileage, support, and overall condition. Planned equipment replacement is scheduled to take place when maintenance costs exceed new equipment costs.

This project meets the following comprehensive plan goals and/or policies:

CFU 1 - Adequate Public Facilities and Services: Provide and maintain adequate public facilities and utilities services and reliable funding in order to protect investments in existing facilities and ensure appropriate levels of service.

Location

WTE Plant Facility

WTE Plant Facility

Project Status

Active

This purchase has been scheduled.

External Factors

Each year we will evaluate the replacement schedule based on condition of the loader and other mobile equipment.

Maintenance

Maintenance of capital facilities, buildings and infrastructure has an impact on a Department's operating budget, and thus routine maintenance costs for new and ongoing projects are identified in the table below.

	2021	2022	2023	2024	2025	2026	Total
Expected Annual Maintenance	\$0	\$0	\$0	\$0	\$0	\$0	\$0

Maintenance Comments

Solid Waste Disposal/---

Front end loader and other mobile equipment

SWD-2015-67

Spending

Project Phase	Prior Spending	2020	Estimated Spending							Total
			2021	2022	2023	2024	2025	2026	6 Year Total	
Purchases	\$90,000	\$110,000	\$400,000	\$110,000	\$400,000	\$110,000	\$110,000	\$110,000	\$1,240,000	\$1,440,000
Total	\$90,000	\$110,000	\$400,000	\$110,000	\$400,000	\$110,000	\$110,000	\$110,000	\$1,240,000	\$1,440,000

Funding

Funding Name	Source	Status*	Prior Funding	2020	Estimated Funding							Total
					2021	2022	2023	2024	2025	2026	6 Year Total	
Utility Rates-WTE Ops	Local	Funded	\$90,000	\$110,000	\$400,000	\$110,000	\$400,000	\$110,000	\$110,000	\$110,000	\$1,240,000	\$1,440,000
Total			\$90,000	\$110,000	\$400,000	\$110,000	\$400,000	\$110,000	\$110,000	\$110,000	\$1,240,000	\$1,440,000

- *Status definitions
- Unidentified: Funding source has not yet been determined
 - Identified: Funding source has been found, but not yet requested
 - Applied: Grant or loan application has been submitted, or budget has been requested
 - Awarded: Grant or loan has been offered but the contract has not yet been signed or budget has not yet been approved by Council
 - Encumbered: Project contract has been signed and funds have been allocated to spend on the project

Solid Waste Disposal/---

Future Pollution Control Upgrades

SWD-2019-91

Executive Summary

This Project is the planning for implementation of as-yet undeveloped pollution control measures that would decrease the emissions levels generated by the WTE Facility. The City will continue to monitor technologies and processes as they become available.

Project Justification

The project is the continuing effort to maximize the environmental benefit while minimizing the environmental impact of the WTE Facility.

This project meets the following comprehensive plan goals and/or policies:

CFU 1 - Adequate Public Facilities and Services: Provide and maintain adequate public facilities and utilities services and reliable funding in order to protect investments in existing facilities and ensure appropriate levels of service.

Location

WTE Plant Facility
Waste To Energy Plant

Project Status

Active
This project is in the pre-planning stages.

External Factors

The timing of this project is dependent upon the development of new technologies and methods that are currently unavailable.

Maintenance

Maintenance of capital facilities, buildings and infrastructure has an impact on a Department's operating budget, and thus routine maintenance costs for new and ongoing projects are identified in the table below.

	2021	2022	2023	2024	2025	2026	Total
Expected Annual Maintenance	\$0	\$0	\$0	\$0	\$0	\$0	\$0

Maintenance Comments

Solid Waste Disposal/---

Future Pollution Control Upgrades

SWD-2019-91

Spending

Project Phase	Prior Spending	2020	Estimated Spending							Total
			2021	2022	2023	2024	2025	2026	6 Year Total	
Planning	\$0	\$0	\$0	\$0	\$0	\$0	\$100,000	\$0	\$100,000	\$100,000
Total	\$0	\$0	\$0	\$0	\$0	\$0	\$100,000	\$0	\$100,000	\$100,000

Funding

Funding Name	Source	Status*	Prior Funding	2020	Estimated Funding							Total
					2021	2022	2023	2024	2025	2026	6 Year Total	
Utility Rates-WTE Ops	Local	Funded	\$0	\$0	\$0	\$0	\$0	\$0	\$100,000	\$0	\$100,000	\$100,000
Total			\$0	\$0	\$0	\$0	\$0	\$0	\$100,000	\$0	\$100,000	\$100,000

- *Status definitions
- Unidentified: Funding source has not yet been determined
 - Identified: Funding source has been found, but not yet requested
 - Applied: Grant or loan application has been submitted, or budget has been requested
 - Awarded: Grant or loan has been offered but the contract has not yet been signed or budget has not yet been approved by Council
 - Encumbered: Project contract has been signed and funds have been allocated to spend on the project

Solid Waste Disposal/---

Motor and Mechanical Systems Upgrades

SWD-2020-34

Executive Summary

This project will upgrade and/or replace some low efficiency electrical motors and mechanical systems with newer, more efficient units.

Project Justification

Some technology and equipment at the Waste to Energy Facility is over twenty-five years old. Mechanical systems that either have exceeded their expected useful life, or for which parts and components can no longer be procured or fabricated, will be identified for replacement.

This project meets the following comprehensive plan goals and/or policies:

Location

WTE Plant Facility

WTE Plant Facility

Project Status

Active

This project is being planned.

External Factors

Maintenance

Maintenance of capital facilities, buildings and infrastructure has an impact on a Department’s operating budget, and thus routine maintenance costs for new and ongoing projects are identified in the table below.

	2021	2022	2023	2024	2025	2026	Total
Expected Annual Maintenance	\$0	\$0	\$0	\$0	\$0	\$0	\$0

Maintenance Comments

Solid Waste Disposal/---

Motor and Mechanical Systems Upgrades

SWD-2020-34

Spending

Project Phase	Prior Spending	2020	Estimated Spending							Total
			2021	2022	2023	2024	2025	2026	6 Year Total	
Construction	\$0	\$0	\$0	\$0	\$750,000	\$0	\$0	\$0	\$750,000	\$750,000
Total	\$0	\$0	\$0	\$0	\$750,000	\$0	\$0	\$0	\$750,000	\$750,000

Funding

Funding Name	Source	Status*	Prior Funding	2020	Estimated Funding							Total
					2021	2022	2023	2024	2025	2026	6 Year Total	
Utility Rates-WTE Ops	Local	Funded	\$0	\$0	\$0	\$0	\$750,000	\$0	\$0	\$0	\$750,000	\$750,000
Total			\$0	\$0	\$0	\$0	\$750,000	\$0	\$0	\$0	\$750,000	\$750,000

- *Status definitions
- Unidentified: Funding source has not yet been determined
 - Identified: Funding source has been found, but not yet requested
 - Applied: Grant or loan application has been submitted, or budget has been requested
 - Awarded: Grant or loan has been offered but the contract has not yet been signed or budget has not yet been approved by Council
 - Encumbered: Project contract has been signed and funds have been allocated to spend on the project

Solid Waste Disposal/---
North Side Landfill CoverSystem Development/Repair
SWD-2018-140

Executive Summary

This project will ensure the overall integrity of the landfill cover system, including storm water collection and control. Compromised areas will be evaluated and repaired as needed.

Project Justification

The landfill HDPE cover has been in service for more than 30 years and is in need of repair as landfill conditions have changed due to waste decomposition and settling. The existing cover has areas where it has been compromised or damaged, potentially allowing landfill gas to escape uncontrolled and water to infiltrate – both of which are environmental concerns. In particular, water infiltration can lead to contaminants in the waste being transported to underlying groundwater causing impacts to the aquifer. The cover system is required under the Superfund agreements for the site.

This project meets the following comprehensive plan goals and/or policies:

CFU 1 - Adequate Public Facilities and Services: Provide and maintain adequate public facilities and utilities services and reliable funding in order to protect investments in existing facilities and ensure appropriate levels of service.

Location

Other Location
North Side Landfill

Project Status

Active
This project is in the planning phase

External Factors

Maintenance

Maintenance of capital facilities, buildings and infrastructure has an impact on a Department’s operating budget, and thus routine maintenance costs for new and ongoing projects are identified in the table below.

	2021	2022	2023	2024	2025	2026	Total
Expected Annual Maintenance	\$0	\$0	\$0	\$0	\$0	\$0	\$0

Maintenance Comments

This project, and the funding for it, needs to be moved to a yet-to-be-established landfill funding source. It should not be included as part of the WTE program.

Solid Waste Disposal/---
North Side Landfill CoverSystem Development/Repair
SWD-2018-140

Spending

Project Phase	Prior Spending	2020	Estimated Spending							Total
			2021	2022	2023	2024	2025	2026	6 Year Total	
Construction	\$0	\$0	\$190,000	\$0	\$0	\$0	\$0	\$0	\$190,000	\$190,000
Total	\$0	\$0	\$190,000	\$0	\$0	\$0	\$0	\$0	\$190,000	\$190,000

Funding

Funding Name	Source	Status*	Prior Funding	2020	Estimated Funding							Total
					2021	2022	2023	2024	2025	2026	6 Year Total	
Utility Rates-WTE Ops	Local	Funded	\$0	\$0	\$190,000	\$0	\$0	\$0	\$0	\$0	\$190,000	\$190,000
Total			\$0	\$0	\$190,000	\$0	\$0	\$0	\$0	\$0	\$190,000	\$190,000

- *Status definitions
- Unidentified: Funding source has not yet been determined
 - Identified: Funding source has been found, but not yet requested
 - Applied: Grant or loan application has been submitted, or budget has been requested
 - Awarded: Grant or loan has been offered but the contract has not yet been signed or budget has not yet been approved by Council
 - Encumbered: Project contract has been signed and funds have been allocated to spend on the project

Solid Waste Disposal/---

North Side Landfill Gas Collection/Development

SWD-2019-78

Executive Summary

The project includes repairing/up-dating gas collection components, confirming gas flows and gas quality, and up-dating the landfill gas control system both to align with current gas quality and flow and to replace obsolete equipment.

Project Justification

The existing gas collection system has been in service for almost 30 years and is in need of repair/up-dating as landfill conditions have changed and system equipment has become obsolete. The landfill gas collection system is required under the Superfund agreements for the site. The system is also critical to ensuring that landfill gas does not migrate off-site and cause explosion issues.

This project meets the following comprehensive plan goals and/or policies:

CFU 1 - Adequate Public Facilities and Services: Provide and maintain adequate public facilities and utilities services and reliable funding in order to protect investments in existing facilities and ensure appropriate levels of service.

Location

Other Location

North Side Landfill

Project Status

Active

This project is in the planning and design phase.

External Factors

Maintenance

Maintenance of capital facilities, buildings and infrastructure has an impact on a Department’s operating budget, and thus routine maintenance costs for new and ongoing projects are identified in the table below.

	2021	2022	2023	2024	2025	2026	Total
Expected Annual Maintenance	\$0	\$0	\$0	\$0	\$0	\$0	\$0

Maintenance Comments

This project, and the funding for it, needs to be moved to a yet-to-be-established landfill funding source. It should not be included as part of the WTE program.

Solid Waste Disposal/---

North Side Landfill Gas Collection/Development

SWD-2019-78

Spending

Project Phase	Prior Spending	2020	Estimated Spending							Total
			2021	2022	2023	2024	2025	2026	6 Year Total	
Construction	\$0	\$200,000	\$145,000	\$0	\$0	\$0	\$0	\$0	\$145,000	\$345,000
Total	\$0	\$200,000	\$145,000	\$0	\$0	\$0	\$0	\$0	\$145,000	\$345,000

Funding

Funding Name	Source	Status*	Prior Funding	2020	Estimated Funding							Total
					2021	2022	2023	2024	2025	2026	6 Year Total	
Utility Rates-WTE Ops	Local	Funded	\$0	\$200,000	\$145,000	\$0	\$0	\$0	\$0	\$0	\$145,000	\$345,000
Total			\$0	\$200,000	\$145,000	\$0	\$0	\$0	\$0	\$0	\$145,000	\$345,000

- *Status definitions
- Unidentified: Funding source has not yet been determined
 - Identified: Funding source has been found, but not yet requested
 - Applied: Grant or loan application has been submitted, or budget has been requested
 - Awarded: Grant or loan has been offered but the contract has not yet been signed or budget has not yet been approved by Council
 - Encumbered: Project contract has been signed and funds have been allocated to spend on the project

Solid Waste Disposal/---
North Side Landfill Gas Treatment
SWD-2018-138

Executive Summary

The project includes confirming gas flows and gas quality, and up-dating the landfill gas control system both to align with current gas quality and flow and to replace obsolete equipment.

Project Justification

The existing gas control system has been in service for almost 30 years and is in need of repair/up-dating as landfill conditions have changed and system equipment has become obsolete (such as the flare control system which is no longer supported by the manufacturer). The landfill gas control system is required under the Superfund agreements for the site. The system is also critical to ensuring that landfill gas does not migrate off-site and cause explosion issues.

This project meets the following comprehensive plan goals and/or policies:

CFU 1 - Adequate Public Facilities and Services: Provide and maintain adequate public facilities and utilities services and reliable funding in order to protect investments in existing facilities and ensure appropriate levels of service.

Location

Other Location
North Side Landfill

Project Status

Active
This project is in the planning phase.

External Factors

Maintenance

Maintenance of capital facilities, buildings and infrastructure has an impact on a Department's operating budget, and thus routine maintenance costs for new and ongoing projects are identified in the table below.

	2021	2022	2023	2024	2025	2026	Total
Expected Annual Maintenance	\$0	\$0	\$0	\$0	\$0	\$0	\$0

Maintenance Comments

This project, and the funding for it, needs to be moved to a yet-to-be-established landfill funding source. It should not be included as part of the WTE program.

Solid Waste Disposal/---

North Side Landfill Gas Treatment

SWD-2018-138

Spending

Project Phase	Prior Spending	2020	Estimated Spending							Total
			2021	2022	2023	2024	2025	2026	6 Year Total	
Construction	\$0	\$0	\$150,000	\$0	\$0	\$0	\$0	\$400,000	\$550,000	\$550,000
Total	\$0	\$0	\$150,000	\$0	\$0	\$0	\$0	\$400,000	\$550,000	\$550,000

Funding

Funding Name	Source	Status*	Prior Funding	2020	Estimated Funding							Total
					2021	2022	2023	2024	2025	2026	6 Year Total	
Utility Rates-WTE Ops	Local	Funded	\$0	\$0	\$150,000	\$0	\$0	\$0	\$0	\$400,000	\$550,000	\$550,000
Total			\$0	\$0	\$150,000	\$0	\$0	\$0	\$0	\$400,000	\$550,000	\$550,000

- *Status definitions
- Unidentified: Funding source has not yet been determined
 - Identified: Funding source has been found, but not yet requested
 - Applied: Grant or loan application has been submitted, or budget has been requested
 - Awarded: Grant or loan has been offered but the contract has not yet been signed or budget has not yet been approved by Council
 - Encumbered: Project contract has been signed and funds have been allocated to spend on the project

Solid Waste Disposal/---

Replace Camera System

SWD-2020-60

Executive Summary

Cameras are used at the Waste to Energy Facility for security and safety monitoring.

Project Justification

Cameras at the facility are analog and require increased maintenance. The server that records the data is obsolete and beginning to fail.

This project meets the following comprehensive plan goals and/or policies:

Location

Other Location

Waste to Energy Facility

Project Status

Active

Project is in planning phase

External Factors

Maintenance

Maintenance of capital facilities, buildings and infrastructure has an impact on a Department’s operating budget, and thus routine maintenance costs for new and ongoing projects are identified in the table below.

	2021	2022	2023	2024	2025	2026	Total
Expected Annual Maintenance	\$0	\$0	\$0	\$0	\$0	\$0	\$0

Maintenance Comments

Solid Waste Disposal/---

Replace Camera System

SWD-2020-60

Spending

Project Phase	Prior Spending	2020	Estimated Spending							Total
			2021	2022	2023	2024	2025	2026	6 Year Total	
Purchases	\$0	\$0	\$0	\$0	\$0	\$0	\$0	\$150,000	\$150,000	\$150,000
Total	\$0	\$0	\$0	\$0	\$0	\$0	\$0	\$150,000	\$150,000	\$150,000

Funding

Funding Name	Source	Status*	Prior Funding	2020	Estimated Funding							Total
					2021	2022	2023	2024	2025	2026	6 Year Total	
Utility Rates-WTE Ops	Local	Funded	\$0	\$0	\$0	\$0	\$0	\$0	\$0	\$150,000	\$150,000	\$150,000
Total			\$0	\$0	\$0	\$0	\$0	\$0	\$0	\$150,000	\$150,000	\$150,000

- *Status definitions
- Unidentified: Funding source has not yet been determined
 - Identified: Funding source has been found, but not yet requested
 - Applied: Grant or loan application has been submitted, or budget has been requested
 - Awarded: Grant or loan has been offered but the contract has not yet been signed or budget has not yet been approved by Council
 - Encumbered: Project contract has been signed and funds have been allocated to spend on the project

Solid Waste Disposal/---

Replace Economizers

SWD-2012-347

Executive Summary

The boilers of the WTE Facility has an economizer section that captures more energy and transforms that extra heat from combustion into steam. The economizer section in the boiler has been repaired many times throughout its service life but is now at the point where it is in need of being replaced.

Project Justification

The economizer section is 20+ years old and is in need of tube replacement.

This project meets the following comprehensive plan goals and/or policies:

CFU 1 - Adequate Public Facilities and Services: Provide and maintain adequate public facilities and utilities services and reliable funding in order to protect investments in existing facilities and ensure appropriate levels of service.

Location

WTE Plant Facility

WTE Plant Facility

Project Status

Active

Project planned.

External Factors

Maintenance

Maintenance of capital facilities, buildings and infrastructure has an impact on a Department’s operating budget, and thus routine maintenance costs for new and ongoing projects are identified in the table below.

	2021	2022	2023	2024	2025	2026	Total
Expected Annual Maintenance	\$0	\$0	\$0	\$0	\$0	\$0	\$0

Maintenance Comments

This project was formerly titled: WTE - Re-tube Boiler Economizer Section

Solid Waste Disposal/---

Replace Economizers

SWD-2012-347

Spending

Project Phase	Prior Spending	2020	Estimated Spending							Total
			2021	2022	2023	2024	2025	2026	6 Year Total	
Construction	\$0	\$0	\$0	\$0	\$0	\$0	\$1,000,000	\$0	\$1,000,000	\$1,000,000
Total	\$0	\$0	\$0	\$0	\$0	\$0	\$1,000,000	\$0	\$1,000,000	\$1,000,000

Funding

Funding Name	Source	Status*	Prior Funding	2020	Estimated Funding							Total
					2021	2022	2023	2024	2025	2026	6 Year Total	
Utility Rates-WTE Ops	Local	Funded	\$0	\$0	\$0	\$0	\$0	\$0	\$1,000,000	\$0	\$1,000,000	\$1,000,000
Total			\$0	\$0	\$0	\$0	\$0	\$0	\$1,000,000	\$0	\$1,000,000	\$1,000,000

*Status definitions

- Unidentified: Funding source has not yet been determined
- Identified: Funding source has been found, but not yet requested
- Applied: Grant or loan application has been submitted, or budget has been requested
- Awarded: Grant or loan has been offered but the contract has not yet been signed or budget has not yet been approved by Council
- Encumbered: Project contract has been signed and funds have been allocated to spend on the project

Solid Waste Disposal/---

Replace Generating Tubes

SWD-2012-345

Executive Summary

The boilers of the WTE Facility has a generating section that transforms the heat from combustion into steam. The generating section in the boiler has been repaired throughout its life and is in now at the point where it is in need of being replaced.

Project Justification

The generating section is 20+ years old and is in need of tube replacement.

This project meets the following comprehensive plan goals and/or policies:

CFU 1 - Adequate Public Facilities and Services: Provide and maintain adequate public facilities and utilities services and reliable funding in order to protect investments in existing facilities and ensure appropriate levels of service.

Location

WTE Plant Facility
Spokane Regional Waste to Energy Facility

Project Status

Active
Project planned.

External Factors

Maintenance

Maintenance of capital facilities, buildings and infrastructure has an impact on a Department’s operating budget, and thus routine maintenance costs for new and ongoing projects are identified in the table below.

	2021	2022	2023	2024	2025	2026	Total
Expected Annual Maintenance	\$0	\$0	\$0	\$0	\$0	\$0	\$0

Maintenance Comments

This project was previously titled: WTE-Boiler Generating Section Tube Replacement

Solid Waste Disposal/---

Replace Generating Tubes

SWD-2012-345

Spending

Project Phase	Prior Spending	2020	Estimated Spending							Total
			2021	2022	2023	2024	2025	2026	6 Year Total	
Construction	\$0	\$0	\$0	\$0	\$1,100,000	\$0	\$0	\$0	\$1,100,000	\$1,100,000
Total	\$0	\$0	\$0	\$0	\$1,100,000	\$0	\$0	\$0	\$1,100,000	\$1,100,000

Funding

Funding Name	Source	Status*	Prior Funding	2020	Estimated Funding							Total
					2021	2022	2023	2024	2025	2026	6 Year Total	
Utility Rates-WTE Ops	Local	Funded	\$0	\$0	\$0	\$0	\$1,100,000	\$0	\$0	\$0	\$1,100,000	\$1,100,000
Total			\$0	\$0	\$0	\$0	\$1,100,000	\$0	\$0	\$0	\$1,100,000	\$1,100,000

- *Status definitions
- Unidentified: Funding source has not yet been determined
 - Identified: Funding source has been found, but not yet requested
 - Applied: Grant or loan application has been submitted, or budget has been requested
 - Awarded: Grant or loan has been offered but the contract has not yet been signed or budget has not yet been approved by Council
 - Encumbered: Project contract has been signed and funds have been allocated to spend on the project

Solid Waste Disposal/---

Residential Pit Scale Replacement

SWD-2020-33

Executive Summary

Replacement of the third residential pit scale.

Project Justification

The Waste to Energy Facility utilizes three pit scales to service residential customers. These scales are 30 years old and are approaching the end of their useful life. Two scales have been replaced, this project would replace the third scale.

This project meets the following comprehensive plan goals and/or policies:

CFU 1 - Adequate Public Facilities and Services: Provide and maintain adequate public facilities and utilities services and reliable funding in order to protect investments in existing facilities and ensure appropriate levels of service.

Location

WTE Plant Facility

WTE Plant Facility

Project Status

Active

This project is in the planning stage.

External Factors

If the condition of the scale deteriorates faster than expected, this may require the scale to be replaced prior to this estimate.

Maintenance

Maintenance of capital facilities, buildings and infrastructure has an impact on a Department's operating budget, and thus routine maintenance costs for new and ongoing projects are identified in the table below.

	2021	2022	2023	2024	2025	2026	Total
Expected Annual Maintenance	\$0	\$0	\$0	\$0	\$0	\$0	\$0

Maintenance Comments

Solid Waste Disposal/---

Residential Pit Scale Replacement

SWD-2020-33

Spending

Project Phase	Prior Spending	2020	Estimated Spending							Total
			2021	2022	2023	2024	2025	2026	6 Year Total	
Purchases	\$0	\$0	\$0	\$0	\$0	\$0	\$0	\$200,000	\$200,000	\$200,000
Total	\$0	\$0	\$0	\$0	\$0	\$0	\$0	\$200,000	\$200,000	\$200,000

Funding

Funding Name	Source	Status*	Prior Funding	2020	Estimated Funding							Total
					2021	2022	2023	2024	2025	2026	6 Year Total	
Utility Rates-WTE Ops	Local	Funded	\$0	\$0	\$0	\$0	\$0	\$0	\$0	\$200,000	\$200,000	\$200,000
Total			\$0	\$0	\$0	\$0	\$0	\$0	\$0	\$200,000	\$200,000	\$200,000

- *Status definitions
- Unidentified: Funding source has not yet been determined
 - Identified: Funding source has been found, but not yet requested
 - Applied: Grant or loan application has been submitted, or budget has been requested
 - Awarded: Grant or loan has been offered but the contract has not yet been signed or budget has not yet been approved by Council
 - Encumbered: Project contract has been signed and funds have been allocated to spend on the project

Solid Waste Disposal/---
South Side Landfill Cover Repair/Development
SWD-2018-136

Executive Summary

This project will ensure that overall integrity of the landfill cover system, including storm water collection and control. Compromised areas will be evaluated and repaired as needed.

Project Justification

The landfill HDPE cover has been in service for more almost 30 years and is in need of repair as landfill conditions have changed due to waste decomposition and settling. The existing cover has areas where it has been compromised or damaged, potentially allowing landfill gas to escape uncontrolled and water to infiltrate – both of which are environmental concerns. In particular, water infiltration can lead to contaminants in the waste being transported to underlying groundwater.

This project meets the following comprehensive plan goals and/or policies:

CFU 1 - Adequate Public Facilities and Services: Provide and maintain adequate public facilities and utilities services and reliable funding in order to protect investments in existing facilities and ensure appropriate levels of service.

Location

Other Location
South Side Landfill

Project Status

Active
This project is in the planning phase

External Factors

Maintenance

Maintenance of capital facilities, buildings and infrastructure has an impact on a Department's operating budget, and thus routine maintenance costs for new and ongoing projects are identified in the table below.

	2021	2022	2023	2024	2025	2026	Total
Expected Annual Maintenance	\$0	\$0	\$0	\$0	\$0	\$0	\$0

Maintenance Comments

This project, and the funding for it, needs to be moved to a yet-to-be-established landfill funding source. It should not be included as part of the WTE program.

Solid Waste Disposal/---

South Side Landfill Cover Repair/Development

SWD-2018-136

Spending

Project Phase	Prior Spending	2020	Estimated Spending							Total
			2021	2022	2023	2024	2025	2026	6 Year Total	
Construction	\$50,000	\$50,000	\$585,000	\$0	\$0	\$0	\$0	\$0	\$585,000	\$685,000
Total	\$50,000	\$50,000	\$585,000	\$0	\$0	\$0	\$0	\$0	\$585,000	\$685,000

Funding

Funding Name	Source	Status*	Prior Funding	2020	Estimated Funding							Total
					2021	2022	2023	2024	2025	2026	6 Year Total	
Utility Rates-WTE Ops	Local	Funded	\$50,000	\$50,000	\$585,000	\$0	\$0	\$0	\$0	\$0	\$585,000	\$685,000
Total			\$50,000	\$50,000	\$585,000	\$0	\$0	\$0	\$0	\$0	\$585,000	\$685,000

- *Status definitions
- Unidentified: Funding source has not yet been determined
 - Identified: Funding source has been found, but not yet requested
 - Applied: Grant or loan application has been submitted, or budget has been requested
 - Awarded: Grant or loan has been offered but the contract has not yet been signed or budget has not yet been approved by Council
 - Encumbered: Project contract has been signed and funds have been allocated to spend on the project

Solid Waste Disposal/---

South Side Landfill Gas Collection/Development

SWD-2018-137

Executive Summary

The project includes repairing/up-dating gas collection components, confirming gas flows and gas quality, and replacing the landfill gas control system to align with current gas quality and flow and to replace obsolete equipment.

Project Justification

The existing gas collection and control system has been in service for more almost 30 years and is in need of repair/up-dating as landfill conditions have changed and system equipment has become obsolete for the current gas quality and flow. The system is critical to ensuring that landfill gas does not migrate off-site and cause explosion issues.

This project meets the following comprehensive plan goals and/or policies:

CFU 1 - Adequate Public Facilities and Services: Provide and maintain adequate public facilities and utilities services and reliable funding in order to protect investments in existing facilities and ensure appropriate levels of service.

Location

Other Location

South Side Landfill

Project Status

Active

This project is in the planning phase.

External Factors

In the property exchange for the land adjacent to the Southside landfill to the school district, verbiage was added addressing that the school district wishes to have input on the siting of the flare station and may pay to relocate it based on final plans for the siting of a new middle school.

Maintenance

Maintenance of capital facilities, buildings and infrastructure has an impact on a Department’s operating budget, and thus routine maintenance costs for new and ongoing projects are identified in the table below.

	2021	2022	2023	2024	2025	2026	Total
Expected Annual Maintenance	\$0	\$0	\$0	\$0	\$0	\$0	\$0

Maintenance Comments

This project, and the funding for it, needs to be moved to a yet-to-be-established landfill funding source. It should not be included as part of the WTE program.

Solid Waste Disposal/---

South Side Landfill Gas Collection/Development

SWD-2018-137

Spending

Project Phase	Prior Spending	2020	Estimated Spending							Total
			2021	2022	2023	2024	2025	2026	6 Year Total	
Construction	\$0	\$100,000	\$100,000	\$0	\$0	\$0	\$0	\$0	\$100,000	\$200,000
Total	\$0	\$100,000	\$100,000	\$0	\$0	\$0	\$0	\$0	\$100,000	\$200,000

Funding

Funding Name	Source	Status*	Prior Funding	2020	Estimated Funding							Total
					2021	2022	2023	2024	2025	2026	6 Year Total	
Utility Rates-WTE Ops	Local	Funded	\$0	\$100,000	\$100,000	\$0	\$0	\$0	\$0	\$0	\$100,000	\$200,000
Total			\$0	\$100,000	\$100,000	\$0	\$0	\$0	\$0	\$0	\$100,000	\$200,000

- *Status definitions
- Unidentified: Funding source has not yet been determined
 - Identified: Funding source has been found, but not yet requested
 - Applied: Grant or loan application has been submitted, or budget has been requested
 - Awarded: Grant or loan has been offered but the contract has not yet been signed or budget has not yet been approved by Council
 - Encumbered: Project contract has been signed and funds have been allocated to spend on the project

Solid Waste Disposal/---

South Side Landfill Gas Treatment

SWD-2019-77

Executive Summary

The project includes repairing/up-dating gas treatment components, confirming gas flows and gas quality, and replacing the landfill gas treatment system to align with current gas quality and flow and to replace obsolete equipment.

Project Justification

The existing gas treatment system has been in service for more almost 30 years and is in need of repair/up-dating as landfill conditions have changed and system equipment has become obsolete for the current gas quality and flow. The system is critical to ensuring that landfill gas does not migrate off-site and cause explosion issues.

This project meets the following comprehensive plan goals and/or policies:

CFU 1 - Adequate Public Facilities and Services: Provide and maintain adequate public facilities and utilities services and reliable funding in order to protect investments in existing facilities and ensure appropriate levels of service.

Location

Other Location

South Side Landfill

Project Status

Active

This project is in the design and planning phase.

External Factors

In the property exchange for the land adjacent to the Southside landfill to the school district, verbiage was added addressing that the school district wishes to have input on the siting of the flare station and may pay to relocate it based on final plans for the siting of a new middle school.

Maintenance

Maintenance of capital facilities, buildings and infrastructure has an impact on a Department’s operating budget, and thus routine maintenance costs for new and ongoing projects are identified in the table below.

	2021	2022	2023	2024	2025	2026	Total
Expected Annual Maintenance	\$0	\$0	\$0	\$0	\$0	\$0	\$0

Maintenance Comments

Solid Waste Disposal/---

South Side Landfill Gas Treatment

SWD-2019-77

Spending

Project Phase	Prior Spending	2020	Estimated Spending							Total
			2021	2022	2023	2024	2025	2026	6 Year Total	
Construction	\$0	\$0	\$500,000	\$0	\$0	\$0	\$0	\$400,000	\$900,000	\$900,000
Total	\$0	\$0	\$500,000	\$0	\$0	\$0	\$0	\$400,000	\$900,000	\$900,000

Funding

Funding Name	Source	Status*	Prior Funding	2020	Estimated Funding							Total
					2021	2022	2023	2024	2025	2026	6 Year Total	
Utility Rates-WTE Ops	Local	Funded	\$0	\$0	\$500,000	\$0	\$0	\$0	\$0	\$400,000	\$900,000	\$900,000
Total			\$0	\$0	\$500,000	\$0	\$0	\$0	\$0	\$400,000	\$900,000	\$900,000

- *Status definitions
- Unidentified: Funding source has not yet been determined
 - Identified: Funding source has been found, but not yet requested
 - Applied: Grant or loan application has been submitted, or budget has been requested
 - Awarded: Grant or loan has been offered but the contract has not yet been signed or budget has not yet been approved by Council
 - Encumbered: Project contract has been signed and funds have been allocated to spend on the project

Solid Waste Disposal/---

Steam Coil Air Heater (SCAH) Replacement

SWD-2019-75

Executive Summary

This project will replace the Steam Coil Air Heaters.

Project Justification

The SCAH is critical to maintaining the proper temperatures in the combustion process. They preheat the air introduced into the combustion chamber to increase the efficiency of the combustion process. They have exceeded their typical life cycle (25 years) and are nearing the point where the cost of annual repairs is approaching the replacement costs.

This project meets the following comprehensive plan goals and/or policies:

CFU 1 - Adequate Public Facilities and Services: Provide and maintain adequate public facilities and utilities services and reliable funding in order to protect investments in existing facilities and ensure appropriate levels of service.

Location

WTE Plant Facility

WTE Plant Facility

Project Status

Active

This project is in the planning phase.

External Factors

Maintenance

Maintenance of capital facilities, buildings and infrastructure has an impact on a Department’s operating budget, and thus routine maintenance costs for new and ongoing projects are identified in the table below.

	2021	2022	2023	2024	2025	2026	Total
Expected Annual Maintenance	\$0	\$0	\$0	\$0	\$0	\$0	\$0

Maintenance Comments

Solid Waste Disposal/---

Steam Coil Air Heater (SCAH) Replacement

SWD-2019-75

Spending

Project Phase	Prior Spending	2020	Estimated Spending							Total
			2021	2022	2023	2024	2025	2026	6 Year Total	
Purchases	\$0	\$0	\$0	\$0	\$300,000	\$0	\$0	\$0	\$300,000	\$300,000
Total	\$0	\$0	\$0	\$0	\$300,000	\$0	\$0	\$0	\$300,000	\$300,000

Funding

Funding Name	Source	Status*	Prior Funding	2020	Estimated Funding							Total
					2021	2022	2023	2024	2025	2026	6 Year Total	
Utility Rates-WTE Ops	Local	Funded	\$0	\$0	\$0	\$0	\$300,000	\$0	\$0	\$0	\$300,000	\$300,000
Total			\$0	\$0	\$0	\$0	\$300,000	\$0	\$0	\$0	\$300,000	\$300,000

- *Status definitions
- Unidentified: Funding source has not yet been determined
 - Identified: Funding source has been found, but not yet requested
 - Applied: Grant or loan application has been submitted, or budget has been requested
 - Awarded: Grant or loan has been offered but the contract has not yet been signed or budget has not yet been approved by Council
 - Encumbered: Project contract has been signed and funds have been allocated to spend on the project

Solid Waste Disposal/---
Superheater Replacement #1 Boiler
SWD-2015-36

Executive Summary

Unit #1 Super-heater pendants are scheduled for replacement.

Project Justification

Super-heater pendants are subject to high heat, corrosion and erosion. At the current operating conditions we expect they should have a 3-4 year life expectancy.

This project meets the following comprehensive plan goals and/or policies:

CFU 1 - Adequate Public Facilities and Services: Provide and maintain adequate public facilities and utilities services and reliable funding in order to protect investments in existing facilities and ensure appropriate levels of service.

Location

WTE Plant Facility
WTE Plant Facility

Project Status

Active
Value blanket for superheater pendant purchase has been initiated and Boiler #1 secondary superheater pendant replacement is scheduled for 2020 and primary superheater pendant replacement is scheduled for 2021

External Factors

While outages are scheduled in advance they may shift due to varying reasons; availability of contractor and materials.

Maintenance

Maintenance of capital facilities, buildings and infrastructure has an impact on a Department's operating budget, and thus routine maintenance costs for new and ongoing projects are identified in the table below.

	2021	2022	2023	2024	2025	2026	Total
Expected Annual Maintenance	\$0	\$0	\$0	\$0	\$0	\$0	\$0

Maintenance Comments

Solid Waste Disposal/---

Superheater Replacement #1 Boiler

SWD-2015-36

Spending

Project Phase	Prior Spending	2020	Estimated Spending							Total
			2021	2022	2023	2024	2025	2026	6 Year Total	
Construction	\$0	\$800,000	\$0	\$0	\$0	\$900,000	\$0	\$0	\$900,000	\$1,700,000
Purchases	\$0	\$1,258,000	\$0	\$0	\$0	\$1,400,000	\$0	\$0	\$1,400,000	\$2,658,000
Total	\$0	\$2,058,000	\$0	\$0	\$0	\$2,300,000	\$0	\$0	\$2,300,000	\$4,358,000

Funding

Funding Name	Source	Status*	Prior Funding	2020	Estimated Funding							Total
					2021	2022	2023	2024	2025	2026	6 Year Total	
Utility Rates-WTE Ops	Local	Funded	\$0	\$2,058,000	\$0	\$0	\$0	\$2,300,000	\$0	\$0	\$2,300,000	\$4,358,000
Total			\$0	\$2,058,000	\$0	\$0	\$0	\$2,300,000	\$0	\$0	\$2,300,000	\$4,358,000

- *Status definitions
- Unidentified: Funding source has not yet been determined
 - Identified: Funding source has been found, but not yet requested
 - Applied: Grant or loan application has been submitted, or budget has been requested
 - Awarded: Grant or loan has been offered but the contract has not yet been signed or budget has not yet been approved by Council
 - Encumbered: Project contract has been signed and funds have been allocated to spend on the project

Solid Waste Disposal/---

Superheater Replacement #2 Boiler

SWD-2015-35

Executive Summary

Unit #2 Super-heater pendant replacements.

Project Justification

The pendant tubes are ultrasonically tested for thickness each outage. This testing determines which tubes need to be replaced over the course of each outage. Recent testing indicates these tubes are at a point where it becomes too costly and time consuming to continue repairing them.

This project meets the following comprehensive plan goals and/or policies:

CFU 1 - Adequate Public Facilities and Services: Provide and maintain adequate public facilities and utilities services and reliable funding in order to protect investments in existing facilities and ensure appropriate levels of service.

Location

WTE Plant Facility
WTE Plant Facility

Project Status

Active

A value blanket for the purchase of the superheater pendants has been initiated and the Boiler #2 secondary superheater pendants are scheduled to be replaced in 2020 and the primary superheater pendants scheduled to be replaced in 2021

External Factors

While outages are scheduled in advance they may shift due to varying reasons; availability of contractor and materials.

Maintenance

Maintenance of capital facilities, buildings and infrastructure has an impact on a Department's operating budget, and thus routine maintenance costs for new and ongoing projects are identified in the table below.

	2021	2022	2023	2024	2025	2026	Total
Expected Annual Maintenance	\$0	\$0	\$0	\$0	\$0	\$0	\$0

Maintenance Comments

Solid Waste Disposal/---

Superheater Replacement #2 Boiler

SWD-2015-35

Spending

Project Phase	Prior Spending	2020	Estimated Spending							Total
			2021	2022	2023	2024	2025	2026	6 Year Total	
Construction	\$0	\$0	\$800,000	\$0	\$0	\$0	\$900,000	\$0	\$1,700,000	\$1,700,000
Purchases	\$0	\$0	\$1,258,000	\$0	\$0	\$0	\$1,400,000	\$0	\$2,658,000	\$2,658,000
Total	\$0	\$0	\$2,058,000	\$0	\$0	\$0	\$2,300,000	\$0	\$4,358,000	\$4,358,000

Funding

Funding Name	Source	Status*	Prior Funding	2020	Estimated Funding							Total
					2021	2022	2023	2024	2025	2026	6 Year Total	
Utility Rates-WTE Ops	Local	Funded	\$0	\$0	\$2,058,000	\$0	\$0	\$0	\$2,300,000	\$0	\$4,358,000	\$4,358,000
Total			\$0	\$0	\$2,058,000	\$0	\$0	\$0	\$2,300,000	\$0	\$4,358,000	\$4,358,000

- *Status definitions
- Unidentified: Funding source has not yet been determined
 - Identified: Funding source has been found, but not yet requested
 - Applied: Grant or loan application has been submitted, or budget has been requested
 - Awarded: Grant or loan has been offered but the contract has not yet been signed or budget has not yet been approved by Council
 - Encumbered: Project contract has been signed and funds have been allocated to spend on the project

Solid Waste Disposal/---

Transformer Repairs

SWD-2019-76

Executive Summary

Repair of one of the main transformers serving the facility.

Project Justification

One of the main switch yards transformers that allow the WTEF to use and transmit electricity produced by the WTEF has developed a slight weep of fluid from one of its cells. The work requires the WTEF to be completely shut down and isolated to the grid. The weep is being monitored with the expectation that we can facilitate the repair during the next Turbine Generator (TG) Overhaul.

This project meets the following comprehensive plan goals and/or policies:

CFU 1 - Adequate Public Facilities and Services: Provide and maintain adequate public facilities and utilities services and reliable funding in order to protect investments in existing facilities and ensure appropriate levels of service.

Location

WTE Plant Facility

WTE Plant Facility

Project Status

Active

This project is being monitored and is in the planning stage.

External Factors

Maintenance

Maintenance of capital facilities, buildings and infrastructure has an impact on a Department’s operating budget, and thus routine maintenance costs for new and ongoing projects are identified in the table below.

	2021	2022	2023	2024	2025	2026	Total
Expected Annual Maintenance	\$0	\$0	\$0	\$0	\$0	\$0	\$0

Maintenance Comments

Solid Waste Disposal/---

Transformer Repairs

SWD-2019-76

Spending

Project Phase	Prior Spending	2020	Estimated Spending							Total
			2021	2022	2023	2024	2025	2026	6 Year Total	
Construction	\$0	\$0	\$0	\$300,000	\$0	\$0	\$0	\$0	\$300,000	\$300,000
Total	\$0	\$0	\$0	\$300,000	\$0	\$0	\$0	\$0	\$300,000	\$300,000

Funding

Funding Name	Source	Status*	Prior Funding	2020	Estimated Funding							Total
					2021	2022	2023	2024	2025	2026	6 Year Total	
Utility Rates-WTE Ops	Local	Funded	\$0	\$0	\$0	\$300,000	\$0	\$0	\$0	\$0	\$300,000	\$300,000
Total			\$0	\$0	\$0	\$300,000	\$0	\$0	\$0	\$0	\$300,000	\$300,000

- *Status definitions
- Unidentified: Funding source has not yet been determined
 - Identified: Funding source has been found, but not yet requested
 - Applied: Grant or loan application has been submitted, or budget has been requested
 - Awarded: Grant or loan has been offered but the contract has not yet been signed or budget has not yet been approved by Council
 - Encumbered: Project contract has been signed and funds have been allocated to spend on the project

Solid Waste Disposal/---

Turbine/Generator Overhaul (Periodic)

SWD-2013-15

Executive Summary

Steam turbines require periodic overhauls to repair seals and bearings and check and repair any damage to turbine blades or the turbine shaft. This overhaul is typically done every 5 to 6 years.

Project Justification

Internal wear and damage in the turbine must be repaired in order to assure continuing safe, reliable, efficient operations.

This project meets the following comprehensive plan goals and/or policies:

CFU 1 - Adequate Public Facilities and Services: Provide and maintain adequate public facilities and utilities services and reliable funding in order to protect investments in existing facilities and ensure appropriate levels of service.

Location

WTE Plant Facility
WTE Plant Facility

Project Status

Active
Project planned.

External Factors

WTE outage scheduling.

Maintenance

Maintenance of capital facilities, buildings and infrastructure has an impact on a Department's operating budget, and thus routine maintenance costs for new and ongoing projects are identified in the table below.

	2021	2022	2023	2024	2025	2026	Total
Expected Annual Maintenance	\$0	\$0	\$0	\$0	\$0	\$0	\$0

Maintenance Comments

This project was formerly titled: WTE-Periodic Turbine Overhaul

Solid Waste Disposal/---

Turbine/Generator Overhaul (Periodic)

SWD-2013-15

Spending

Project Phase	Prior Spending	2020	Estimated Spending							Total
			2021	2022	2023	2024	2025	2026	6 Year Total	
Construction	\$0	\$0	\$400,000	\$2,800,000	\$0	\$0	\$0	\$0	\$3,200,000	\$3,200,000
Total	\$0	\$0	\$400,000	\$2,800,000	\$0	\$0	\$0	\$0	\$3,200,000	\$3,200,000

Funding

Funding Name	Source	Status*	Prior Funding	2020	Estimated Funding							Total
					2021	2022	2023	2024	2025	2026	6 Year Total	
Utility Rates-WTE Ops	Local	Funded	\$0	\$0	\$400,000	\$2,800,000	\$0	\$0	\$0	\$0	\$3,200,000	\$3,200,000
Total			\$0	\$0	\$400,000	\$2,800,000	\$0	\$0	\$0	\$0	\$3,200,000	\$3,200,000

- *Status definitions
- Unidentified: Funding source has not yet been determined
 - Identified: Funding source has been found, but not yet requested
 - Applied: Grant or loan application has been submitted, or budget has been requested
 - Awarded: Grant or loan has been offered but the contract has not yet been signed or budget has not yet been approved by Council
 - Encumbered: Project contract has been signed and funds have been allocated to spend on the project

Solid Waste Disposal/---

Turbine/Generator Trisen Control Replacement

SWD-2018-131

Executive Summary

Replacement of the controlling equipment that operates the Turbine/Generator functions.

Project Justification

The Trisen Controls System is the brain behind the operation of the Turbine Generator. The Trisen regulates all operating aspects of the Turbine Generator System. The current system at the WTEF is original construction equipment. Support, parts and service are being phased out due to age and updated technology.

This project meets the following comprehensive plan goals and/or policies:

CFU 1 - Adequate Public Facilities and Services: Provide and maintain adequate public facilities and utilities services and reliable funding in order to protect investments in existing facilities and ensure appropriate levels of service.

Location

WTE Plant Facility

WTE Plant Facility

Project Status

Active

This project is scheduled.

External Factors

Maintenance

Maintenance of capital facilities, buildings and infrastructure has an impact on a Department’s operating budget, and thus routine maintenance costs for new and ongoing projects are identified in the table below.

	2021	2022	2023	2024	2025	2026	Total
Expected Annual Maintenance	\$0	\$0	\$0	\$0	\$0	\$0	\$0

Maintenance Comments

Solid Waste Disposal/---

Turbine/Generator Trisen Control Replacement

SWD-2018-131

Spending

Project Phase	Prior Spending	2020	Estimated Spending							Total
			2021	2022	2023	2024	2025	2026	6 Year Total	
Purchases	\$0	\$0	\$0	\$275,000	\$0	\$0	\$0	\$0	\$275,000	\$275,000
Total	\$0	\$0	\$0	\$275,000	\$0	\$0	\$0	\$0	\$275,000	\$275,000

Funding

Funding Name	Source	Status*	Prior Funding	2020	Estimated Funding							Total
					2021	2022	2023	2024	2025	2026	6 Year Total	
Utility Rates-WTE Ops	Local	Funded	\$0	\$0	\$0	\$275,000	\$0	\$0	\$0	\$0	\$275,000	\$275,000
Total			\$0	\$0	\$0	\$275,000	\$0	\$0	\$0	\$0	\$275,000	\$275,000

- *Status definitions
- Unidentified: Funding source has not yet been determined
 - Identified: Funding source has been found, but not yet requested
 - Applied: Grant or loan application has been submitted, or budget has been requested
 - Awarded: Grant or loan has been offered but the contract has not yet been signed or budget has not yet been approved by Council
 - Encumbered: Project contract has been signed and funds have been allocated to spend on the project

Solid Waste Disposal/---
Urea Injection System
SWD-2019-79

Executive Summary

This project would replace the existing Anhydrous Ammonia system with a Urea Injection System for a safer and more cost effective method of emissions reduction.

Project Justification

The WTEF currently used Anhydrous Ammonia (AA) as part of it emission controls process. AA is a hazardous chemical. The WTEF is pursuing the conversion to a Urea Injection System. The hazards associated with Urea are significantly less and have been proven in the WTE industry to provide the same emission reduction at a lesser cost and a reduction in the hazard exposure.

This project meets the following comprehensive plan goals and/or policies:

CFU 1 - Adequate Public Facilities and Services: Provide and maintain adequate public facilities and utilities services and reliable funding in order to protect investments in existing facilities and ensure appropriate levels of service.

Location

WTE Plant Facility
WTE Plant Facility

Project Status

Active
This project is in the planning phase.

External Factors

Maintenance

Maintenance of capital facilities, buildings and infrastructure has an impact on a Department's operating budget, and thus routine maintenance costs for new and ongoing projects are identified in the table below.

	2021	2022	2023	2024	2025	2026	Total
Expected Annual Maintenance	\$0	\$0	\$0	\$0	\$0	\$0	\$0

Maintenance Comments

Solid Waste Disposal/---

Urea Injection System

SWD-2019-79

Spending

Project Phase	Prior Spending	2020	Estimated Spending							Total
			2021	2022	2023	2024	2025	2026	6 Year Total	
Construction	\$0	\$0	\$0	\$0	\$0	\$200,000	\$0	\$0	\$200,000	\$200,000
Total	\$0	\$0	\$0	\$0	\$0	\$200,000	\$0	\$0	\$200,000	\$200,000

Funding

Funding Name	Source	Status*	Prior Funding	2020	Estimated Funding							Total
					2021	2022	2023	2024	2025	2026	6 Year Total	
Utility Rates-WTE Ops	Local	Funded	\$0	\$0	\$0	\$0	\$0	\$200,000	\$0	\$0	\$200,000	\$200,000
Total			\$0	\$0	\$0	\$0	\$0	\$200,000	\$0	\$0	\$200,000	\$200,000

- *Status definitions
- Unidentified: Funding source has not yet been determined
 - Identified: Funding source has been found, but not yet requested
 - Applied: Grant or loan application has been submitted, or budget has been requested
 - Awarded: Grant or loan has been offered but the contract has not yet been signed or budget has not yet been approved by Council
 - Encumbered: Project contract has been signed and funds have been allocated to spend on the project

Solid Waste Disposal/---

Valve Work/Upgrades

SWD-2016-150

Executive Summary

Upgrading, maintaining, and replacing the valve system at the WTE Facility.

Project Justification

There are hundreds of valves that provide for the safe and functional operation of the WTE Facility. Many of those can be changed during a typical outage, or during normal operations with proper Lock out-tag out (LOTO) isolation. Some cannot and require proper timing and a large capital investment to replace or repair. The facility is getting by, but there are multiple large bypass and safety valves that need to be replaced for the effective operation of the facility.

This project meets the following comprehensive plan goals and/or policies:

CFU 1 - Adequate Public Facilities and Services: Provide and maintain adequate public facilities and utilities services and reliable funding in order to protect investments in existing facilities and ensure appropriate levels of service.

Location

WTE Plant Facility

WTE Plant Facility

Project Status

Active

In planning stage.

External Factors

Maintenance

Maintenance of capital facilities, buildings and infrastructure has an impact on a Department’s operating budget, and thus routine maintenance costs for new and ongoing projects are identified in the table below.

	2021	2022	2023	2024	2025	2026	Total
Expected Annual Maintenance	\$0	\$0	\$0	\$0	\$0	\$0	\$0

Maintenance Comments

Solid Waste Disposal/---
Valve Work/Upgrades
SWD-2016-150

Spending

Project Phase	Prior Spending	2020	Estimated Spending							Total
			2021	2022	2023	2024	2025	2026	6 Year Total	
Construction	\$0	\$0	\$0	\$250,000	\$250,000	\$0	\$0	\$0	\$500,000	\$500,000
Total	\$0	\$0	\$0	\$250,000	\$250,000	\$0	\$0	\$0	\$500,000	\$500,000

Funding

Funding Name	Source	Status*	Prior Funding	2020	Estimated Funding							Total
					2021	2022	2023	2024	2025	2026	6 Year Total	
Utility Rates-WTE Ops	Local	Funded	\$0	\$0	\$0	\$250,000	\$250,000	\$0	\$0	\$0	\$500,000	\$500,000
Total			\$0	\$0	\$0	\$250,000	\$250,000	\$0	\$0	\$0	\$500,000	\$500,000

*Status definitions

- Unidentified: Funding source has not yet been determined
- Identified: Funding source has been found, but not yet requested
- Applied: Grant or loan application has been submitted, or budget has been requested
- Awarded: Grant or loan has been offered but the contract has not yet been signed or budget has not yet been approved by Council
- Encumbered: Project contract has been signed and funds have been allocated to spend on the project

Solid Waste Disposal/---
Waterwall Tube Replacement
SWD-2018-132

Executive Summary

Replacement of the tubes where steam is produced inside the WTE boilers.

Project Justification

The Waterwall Tubes in the (2) two refuse fired boilers at the COS WTEF are a major component of the steam cycle process. The typical useful life cycle of the waterwall tubes (10-15 years) is dependent upon location in the process. Over the years sections of the waterwalls have systematically been replaced as identified as a result of the annual critical equipment inspection process. This project is a continuation of this process.

This project meets the following comprehensive plan goals and/or policies:

CFU 1 - Adequate Public Facilities and Services: Provide and maintain adequate public facilities and utilities services and reliable funding in order to protect investments in existing facilities and ensure appropriate levels of service.

Location

WTE Plant Facility
WTE Plant Facility

Project Status

Active
This project is in the planning phase.

External Factors

Maintenance

Maintenance of capital facilities, buildings and infrastructure has an impact on a Department’s operating budget, and thus routine maintenance costs for new and ongoing projects are identified in the table below.

	2021	2022	2023	2024	2025	2026	Total
Expected Annual Maintenance	\$0	\$0	\$0	\$0	\$0	\$0	\$0

Maintenance Comments

Solid Waste Disposal/---

Waterwall Tube Replacement

SWD-2018-132

Spending

Project Phase	Prior Spending	2020	Estimated Spending							Total
			2021	2022	2023	2024	2025	2026	6 Year Total	
Construction	\$0	\$0	\$0	\$0	\$687,500	\$937,500	\$0	\$0	\$1,625,000	\$1,625,000
Total	\$0	\$0	\$0	\$0	\$687,500	\$937,500	\$0	\$0	\$1,625,000	\$1,625,000

Funding

Funding Name	Source	Status*	Prior Funding	2020	Estimated Funding							Total
					2021	2022	2023	2024	2025	2026	6 Year Total	
Utility Rates-WTE Ops	Local	Funded	\$0	\$0	\$0	\$0	\$687,500	\$937,500	\$0	\$0	\$1,625,000	\$1,625,000
Total			\$0	\$0	\$0	\$0	\$687,500	\$937,500	\$0	\$0	\$1,625,000	\$1,625,000

- *Status definitions
- Unidentified: Funding source has not yet been determined
 - Identified: Funding source has been found, but not yet requested
 - Applied: Grant or loan application has been submitted, or budget has been requested
 - Awarded: Grant or loan has been offered but the contract has not yet been signed or budget has not yet been approved by Council
 - Encumbered: Project contract has been signed and funds have been allocated to spend on the project

STREET DEPARTMENT

Street Department

Department Goals

The overall transportation goal within the City of Spokane is to develop and implement a transportation system and a healthy balance of transportation choices that supports economic vitality, as well as improves mobility and quality of life of all residents.



Contact Information

Street Department:

Clint Harris, Director, 625-7744, ceharris@spokanecity.org

Integrated Capital Management:

Katherine Miller, Director, 625-6338, kemiller@spokanecity.org

Services Provided

From a capital projects perspective, the Street Department is responsible for monitoring the conditions of the existing transportation system which includes the City's public streets, bridges, and traffic control devices. When new facilities are needed, Integrated Capital Management (ICM) supports the Street Department by developing the Scope, Schedule and Budget. Once the project is defined, ICM obtains grants and loans to finance the design and construction of those capital projects. Capital equipment such as vehicles also are monitored by the Street Department and replaced as needed.

Background

Spokane has approximately 2,216 lane miles of paved streets. Arterial streets account for approximately 756 of the total lane miles. The Street Department is responsible for maintaining the street system to ensure the safety of the traveling public. The Street Department also oversees the traffic signal system which consists of over 250 signals throughout the City.

The Street Department manages the overall street and traffic control system by:

- Regularly assessing street conditions and safety concerns.
- Making changes to signage, signals, lighting, traffic detection equipment, and other street elements to facilitate safer use of the streets.
- Performing routine maintenance, including pothole repair, crack sealing, grind and overlay work and other improvements, to preserve good streets and hold together those that are degrading.
- Recommending partial or full reconstruction of streets with poor or failing pavements, which ultimately populate the list of capital projects.

When Capital improvements are identified as being needed, the Street Department and Integrated Capital Management coordinate to ensure the projects meet both the Comprehensive Planning goals and functions within the existing street system.

Other capital improvements include new streets and advances in signal system and ITS technology. On occasion, new streets are needed to accommodate expanding or changing parts of our City. The City's Martin Luther King Jr. Way and Barnes Road that recently opened are examples of new roadways. New street alignments and/or street widening are needed as population grows and when new development (or redevelopment) requires new access, additional capacity or better connectivity.

Equipment and vehicle replacement also falls under capital expenditures. The Street Department manages its equipment and vehicle inventory, replacing as needed.

Level of Service Standard

The City has a transportation level of service policy for auto vehicle traffic (ADMIN 0370-08-01). State law requires the City to have transportation LOS standards defined in its Comp Plan, but leaves it up to the City to define what they are. The policy describes these requirements to some degree. The City will likely review these standards during its update to the Transportation Chapter in the Comp Plan.

Streets	
Signalized intersections	
Arterial, downtown, CBD	LOS F, not to exceed 90 seconds of delay
Development Proposals	LOS F, not to exceed 85 seconds of delay
Principal or Minor Arterials	LOS E
Collector Arterials	LOS D
Unsignalized Intersections	LOS E

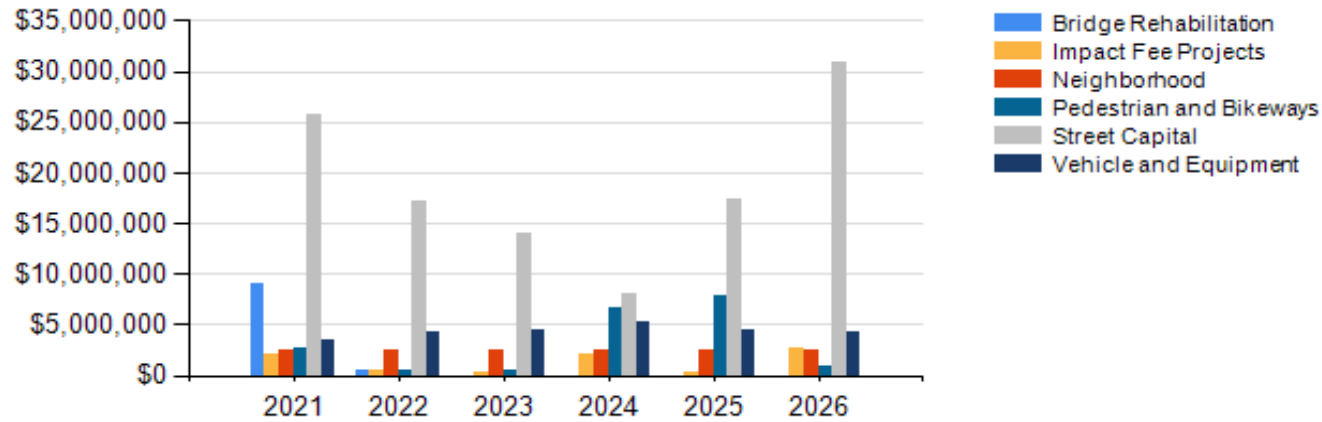
The City has used Alternative Delivery options for construction projects, including General Contractor/Construction Management and Design-Build, for several infrastructure projects in the past. These projects were selected because of complexity of the work, compressed schedule or overall magnitude of the project. The following projects in this program have been identified for possible Alternative Delivery construction contracting:

- Downtown streets associated with STA's Central City Line facility
- TJ Meenach rebuild
- Manito Boulevard and 57th Avenue (associated with water line replacement)
- Cochran Basin facilities and conveyance
- Post Street Bridge

Spending by Category Summary

Street

Category	2021	2022	2023	2024	2025	2026	Total
Bridge Rehabilitation	\$9,100,436	\$500,000	\$0	\$0	\$0	\$0	\$9,600,436
Impact Fee Projects	\$2,100,000	\$500,000	\$190,000	\$2,100,000	\$125,000	\$2,650,000	\$7,665,000
Neighborhood	\$2,485,000	\$2,450,000	\$2,450,000	\$2,450,000	\$2,450,000	\$2,450,000	\$14,735,000
Pedestrian and Bikeways	\$2,707,699	\$585,000	\$605,000	\$6,655,000	\$7,785,000	\$915,000	\$19,252,699
Street Capital	\$25,763,700	\$17,107,000	\$13,965,605	\$8,065,000	\$17,334,000	\$30,819,000	\$113,054,305
Vehicle and Equipment	\$3,514,556	\$4,298,653	\$4,558,853	\$5,178,219	\$4,533,000	\$4,312,781	\$26,396,062
Total	\$45,671,391	\$25,440,653	\$21,769,458	\$24,448,219	\$32,227,000	\$41,146,781	\$190,703,502



Funding Summary by Project

Street

Bridge Rehabilitation											
Project Name	Funding Source	To Date	2020	2021	2022	2023	2024	2025	2026	6 Year Estimate	Project Total
Hatch Rd Bridge Deck Replacement	BRIDGE	\$2,058	\$279,192	\$1,597,500	\$0	\$0	\$0	\$0	\$0	\$1,597,500	\$1,878,750
	REET	\$8,003	\$32,497	\$2,936	\$0	\$0	\$0	\$0	\$0	\$2,936	\$43,436
	Total	\$10,061	\$311,689	\$1,600,436	\$0	\$0	\$0	\$0	\$0	\$1,600,436	\$1,922,186
Post Street Replacement Bridge	BRIDGE	\$0	\$4,000,000	\$7,500,000	\$500,000	\$0	\$0	\$0	\$0	\$8,000,000	\$12,000,000
	Levy	\$421,429	\$20,000	\$0	\$0	\$0	\$0	\$0	\$0	\$0	\$441,429
	Sec 129	\$1,369,000	\$0	\$0	\$0	\$0	\$0	\$0	\$0	\$0	\$1,369,000
	Total	\$1,790,429	\$4,020,000	\$7,500,000	\$500,000	\$0	\$0	\$0	\$0	\$8,000,000	\$13,810,429
Category Total		\$1,800,490	\$4,331,689	\$9,100,436	\$500,000	\$0	\$0	\$0	\$0	\$9,600,436	\$15,732,615

Impact Fee Projects											
Project Name	Funding Source	To Date	2020	2021	2022	2023	2024	2025	2026	6 Year Estimate	Project Total
Freya Ave. / Palouse Highway Roundabout	Grant	\$0	\$0	\$0	\$0	\$0	\$0	\$0	\$900,000	\$900,000	\$900,000
	Impact Fee	\$0	\$0	\$25,000	\$0	\$25,000	\$75,000	\$75,000	\$400,000	\$600,000	\$600,000
	Total	\$0	\$0	\$25,000	\$0	\$25,000	\$75,000	\$75,000	\$1,300,000	\$1,500,000	\$1,500,000
Garland Pathway	Grant	\$0	\$0	\$0	\$415,000	\$0	\$0	\$0	\$0	\$415,000	\$415,000
	Impact Fee	\$0	\$0	\$65,000	\$35,000	\$0	\$0	\$0	\$0	\$100,000	\$100,000
	Total	\$0	\$0	\$65,000	\$450,000	\$0	\$0	\$0	\$0	\$515,000	\$515,000
Hamilton St. Corridor Enhancement Project	CMAQ	\$172,009	\$1,337,000	\$1,275,000	\$0	\$0	\$0	\$0	\$0	\$1,275,000	\$2,784,009
	Impact Fee	\$170,112	\$401,000	\$365,000	\$0	\$0	\$0	\$0	\$0	\$365,000	\$936,112
	REET	\$170,111	\$400,000	\$360,000	\$0	\$0	\$0	\$0	\$0	\$360,000	\$930,111
	Total	\$512,232	\$2,138,000	\$2,000,000	\$0	\$0	\$0	\$0	\$0	\$2,000,000	\$4,650,232
Meadow Lane Rd. / US 195 Intersection	Grant	\$0	\$0	\$0	\$0	\$0	\$1,500,000	\$0	\$0	\$1,500,000	\$1,500,000
	Impact Fee	\$0	\$0	\$10,000	\$50,000	\$165,000	\$375,000	\$0	\$0	\$600,000	\$600,000
	Total	\$0	\$0	\$10,000	\$50,000	\$165,000	\$1,875,000	\$0	\$0	\$2,100,000	\$2,100,000
Nevada St. / Lincoln Rd. Intersection/Signal Improvements	Grant	\$0	\$0	\$0	\$0	\$0	\$0	\$0	\$1,150,000	\$1,150,000	\$1,150,000
	Impact Fee	\$0	\$0	\$0	\$0	\$0	\$150,000	\$50,000	\$200,000	\$400,000	\$400,000
	Total	\$0	\$0	\$0	\$0	\$0	\$150,000	\$50,000	\$1,350,000	\$1,550,000	\$1,550,000
Category Total		\$512,232	\$2,138,000	\$2,100,000	\$500,000	\$190,000	\$2,100,000	\$125,000	\$2,650,000	\$7,665,000	\$10,315,232

Funding Summary by Project

Street

Neighborhood											
Project Name	Funding Source	To Date	2020	2021	2022	2023	2024	2025	2026	6 Year Estimate	Project Total
School Safety Program	Speed Zone	\$0	\$2,000,000	\$2,000,000	\$2,000,000	\$2,000,000	\$2,000,000	\$2,000,000	\$2,000,000	\$12,000,000	\$14,000,000
	Total	\$0	\$2,000,000	\$2,000,000	\$2,000,000	\$2,000,000	\$2,000,000	\$2,000,000	\$2,000,000	\$12,000,000	\$14,000,000
Traffic Calming Program	Redlight	\$0	\$450,000	\$450,000	\$450,000	\$450,000	\$450,000	\$450,000	\$450,000	\$2,700,000	\$3,150,000
	Total	\$0	\$450,000	\$450,000	\$450,000	\$450,000	\$450,000	\$450,000	\$450,000	\$2,700,000	\$3,150,000
Unpaved Roadway Paving Program	Street Maintenance	\$0	\$365,000	\$35,000	\$0	\$0	\$0	\$0	\$0	\$35,000	\$400,000
	Total	\$0	\$365,000	\$35,000	\$0	\$0	\$0	\$0	\$0	\$35,000	\$400,000
Category Total		\$0	\$2,815,000	\$2,485,000	\$2,450,000	\$2,450,000	\$2,450,000	\$2,450,000	\$2,450,000	\$14,735,000	\$17,550,000

Pedestrian and Bikeways											
Project Name	Funding Source	To Date	2020	2021	2022	2023	2024	2025	2026	6 Year Estimate	Project Total
Ben Burr Crossings of 2nd and 3rd Ave	PED-BIKE	\$5,684	\$760,466	\$267,000	\$0	\$0	\$0	\$0	\$0	\$267,000	\$1,033,150
	STBG-SA	\$1,231	\$85,563	\$28,000	\$0	\$0	\$0	\$0	\$0	\$28,000	\$114,794
	Total	\$6,915	\$846,029	\$295,000	\$0	\$0	\$0	\$0	\$0	\$295,000	\$1,147,944
Bike Route Signing and Striping	REET	\$0	\$10,000	\$10,000	\$10,000	\$10,000	\$10,000	\$10,000	\$10,000	\$60,000	\$70,000
	Total	\$0	\$10,000	\$10,000	\$10,000	\$10,000	\$10,000	\$10,000	\$10,000	\$60,000	\$70,000
Centennial Trail, Mission Ave Gap Phase 2	Redlight	\$0	\$0	\$0	\$0	\$0	\$0	\$300,000	\$610,000	\$910,000	\$910,000
	Total	\$0	\$0	\$0	\$0	\$0	\$0	\$300,000	\$610,000	\$910,000	\$910,000
Centennial Trail-Summit Blvd Gap, Boone Ave to Pettet Drive	CMAQ	\$46,073	\$1,814,260	\$821,667	\$0	\$0	\$0	\$0	\$0	\$821,667	\$2,682,000
	Levy	\$89,022	\$354,736	\$127,000	\$0	\$0	\$0	\$0	\$0	\$127,000	\$570,758
	Total	\$135,095	\$2,168,996	\$948,667	\$0	\$0	\$0	\$0	\$0	\$948,667	\$3,252,758
Cincinnati Greenway	CMAQ	\$29,262	\$430,000	\$10,000	\$0	\$0	\$0	\$0	\$0	\$10,000	\$469,262
	REET	\$0	\$90,000	\$14,000	\$0	\$0	\$0	\$0	\$0	\$14,000	\$104,000
	TBD	\$72,819	\$255,000	\$34,000	\$0	\$0	\$0	\$0	\$0	\$34,000	\$361,819
	Total	\$102,081	\$775,000	\$58,000	\$0	\$0	\$0	\$0	\$0	\$58,000	\$935,081
Fish Lake Trail - Phase 3b	Parks Grant	\$0	\$0	\$0	\$0	\$0	\$300,000	\$2,700,000	\$0	\$3,000,000	\$3,000,000
	RCO	\$0	\$0	\$0	\$0	\$0	\$300,000	\$2,700,000	\$0	\$3,000,000	\$3,000,000
	Total	\$0	\$0	\$0	\$0	\$0	\$600,000	\$5,400,000	\$0	\$6,000,000	\$6,000,000

Funding Summary by Project

Street

Pedestrian and Bikeways (continued)											
Project Name	Funding Source	To Date	2020	2021	2022	2023	2024	2025	2026	6 Year Estimate	Project Total
Fish Lake Trail to Centennial Trail Connection	Grant	\$0	\$0	\$0	\$0	\$0	\$0	\$100,000	\$0	\$100,000	\$100,000
	Levy	\$0	\$50,000	\$33,750	\$0	\$0	\$0	\$50,000	\$0	\$83,750	\$133,750
	TAP	\$0	\$100,000	\$66,250	\$0	\$0	\$0	\$0	\$0	\$66,250	\$166,250
	Total	\$0	\$150,000	\$100,000	\$0	\$0	\$0	\$150,000	\$0	\$250,000	\$400,000
Millwood Trail, from SCC to Felts Field	CMAQ	\$117,058	\$0	\$0	\$0	\$0	\$0	\$0	\$0	\$0	\$117,058
	Levy	\$27,282	\$0	\$0	\$0	\$0	\$100,000	\$75,000	\$25,000	\$200,000	\$227,282
	STBG-SA	\$0	\$0	\$0	\$0	\$0	\$0	\$475,000	\$145,000	\$620,000	\$620,000
	Total	\$144,340	\$0	\$0	\$0	\$0	\$100,000	\$550,000	\$170,000	\$820,000	\$964,340
North Gorge Trail STUDY - Post Bridge to	Levy	\$0	\$0	\$0	\$150,000	\$100,000	\$0	\$0	\$0	\$250,000	\$250,000
	Total	\$0	\$0	\$0	\$150,000	\$100,000	\$0	\$0	\$0	\$250,000	\$250,000
North River Dr. Sidewalk - East of Washington St.	Levy	\$0	\$121,066	\$751,107	\$0	\$0	\$0	\$0	\$0	\$751,107	\$872,173
	TIB	\$0	\$30,075	\$369,925	\$0	\$0	\$0	\$0	\$0	\$369,925	\$400,000
	Total	\$0	\$151,141	\$1,121,032	\$0	\$0	\$0	\$0	\$0	\$1,121,032	\$1,272,173
Parking Environment Improvement Program	PEIP	\$0	\$125,000	\$125,000	\$125,000	\$125,000	\$125,000	\$125,000	\$125,000	\$750,000	\$875,000
	Total	\$0	\$125,000	\$125,000	\$125,000	\$125,000	\$125,000	\$125,000	\$125,000	\$750,000	\$875,000
South Gorge Trail Connection - Main Ave to CSO 26	SIUE-RIVER	\$0	\$0	\$0	\$0	\$0	\$0	\$1,250,000	\$0	\$1,250,000	\$1,250,000
	Total	\$0	\$0	\$0	\$0	\$0	\$0	\$1,250,000	\$0	\$1,250,000	\$1,250,000
South University Gateway Bicycle E-W Linkage	Levy	\$0	\$0	\$0	\$100,000	\$180,000	\$2,720,000	\$0	\$0	\$3,000,000	\$3,000,000
	Total	\$0	\$0	\$0	\$100,000	\$180,000	\$2,720,000	\$0	\$0	\$3,000,000	\$3,000,000
Sunset Highway Bike Path - Royal to Deer Heights - Design	CMAQ	\$0	\$100,000	\$35,000	\$165,000	\$0	\$0	\$0	\$0	\$200,000	\$300,000
	Levy	\$0	\$25,000	\$15,000	\$35,000	\$25,000	\$425,000	\$0	\$0	\$500,000	\$525,000
	STBG-SA	\$0	\$0	\$0	\$0	\$165,000	\$2,675,000	\$0	\$0	\$2,840,000	\$2,840,000
	Total	\$0	\$125,000	\$50,000	\$200,000	\$190,000	\$3,100,000	\$0	\$0	\$3,540,000	\$3,665,000
Category Total		\$388,431	\$4,351,166	\$2,707,699	\$585,000	\$605,000	\$6,655,000	\$7,785,000	\$915,000	\$19,252,699	\$23,992,296

Funding Summary by Project

Street

Street Capital											
Project Name	Funding Source	To Date	2020	2021	2022	2023	2024	2025	2026	6 Year Estimate	Project Total
12th Ave. - Deer Heights Rd. to Flint Rd.	Grant	\$0	\$0	\$0	\$200,000	\$3,200,000	\$0	\$0	\$0	\$3,400,000	\$3,400,000
	PDA	\$0	\$0	\$50,000	\$0	\$0	\$0	\$0	\$0	\$50,000	\$50,000
	Private	\$0	\$0	\$0	\$50,000	\$500,000	\$0	\$0	\$0	\$550,000	\$550,000
	Total	\$0	\$0	\$50,000	\$250,000	\$3,700,000	\$0	\$0	\$0	\$4,000,000	\$4,000,000
1st Avenue, Maple St to Monroe St	Levy	\$0	\$0	\$0	\$0	\$0	\$0	\$15,000	\$0	\$15,000	\$15,000
	Total	\$0	\$0	\$0	\$0	\$0	\$0	\$15,000	\$0	\$15,000	\$15,000
1st Avenue, Monroe St to Wall St	Levy	\$0	\$0	\$0	\$0	\$0	\$0	\$15,000	\$0	\$15,000	\$15,000
	Total	\$0	\$0	\$0	\$0	\$0	\$0	\$15,000	\$0	\$15,000	\$15,000
1st Avenue, Wall St to Bernard St	Levy	\$0	\$0	\$0	\$0	\$0	\$0	\$15,000	\$0	\$15,000	\$15,000
	Total	\$0	\$0	\$0	\$0	\$0	\$0	\$15,000	\$0	\$15,000	\$15,000
27th Avenue – SE Blvd to Ray	Grant	\$0	\$0	\$0	\$0	\$166,675	\$2,300,115	\$0	\$0	\$2,466,790	\$2,466,790
	Levy	\$0	\$0	\$0	\$0	\$83,325	\$1,149,885	\$0	\$0	\$1,233,210	\$1,233,210
	Total	\$0	\$0	\$0	\$0	\$250,000	\$3,450,000	\$0	\$0	\$3,700,000	\$3,700,000
4th Avenue, Sunset Hwy to Maple St	Levy	\$0	\$0	\$0	\$95,000	\$935,000	\$0	\$0	\$0	\$1,030,000	\$1,030,000
	TIB	\$0	\$0	\$0	\$185,000	\$1,865,000	\$0	\$0	\$0	\$2,050,000	\$2,050,000
	Total	\$0	\$0	\$0	\$280,000	\$2,800,000	\$0	\$0	\$0	\$3,080,000	\$3,080,000
Aubrey L. White Parkway, Downriver to Treatment Plant	Levy	\$0	\$0	\$0	\$1,000,000	\$0	\$0	\$0	\$0	\$1,000,000	\$1,000,000
	Total	\$0	\$0	\$0	\$1,000,000	\$0	\$0	\$0	\$0	\$1,000,000	\$1,000,000
Broadway Avenue – Cedar to Post	Grant	\$0	\$0	\$0	\$0	\$0	\$510,000	\$4,730,000	\$0	\$5,240,000	\$5,240,000
	Levy	\$0	\$0	\$0	\$15,000	\$0	\$260,000	\$2,370,000	\$0	\$2,645,000	\$2,645,000
	Total	\$0	\$0	\$0	\$15,000	\$0	\$770,000	\$7,100,000	\$0	\$7,885,000	\$7,885,000
Flexible Arterial Maintenance Program	Levy	\$0	\$0	\$550,000	\$500,000	\$1,500,000	\$2,000,000	\$3,000,000	\$2,000,000	\$9,550,000	\$9,550,000
	Total	\$0	\$0	\$550,000	\$500,000	\$1,500,000	\$2,000,000	\$3,000,000	\$2,000,000	\$9,550,000	\$9,550,000

Funding Summary by Project

Street

Street Capital (continued)											
Project Name	Funding Source	To Date	2020	2021	2022	2023	2024	2025	2026	6 Year Estimate	Project Total
Fort George Wright, Government Way to River	Levy	\$0	\$0	\$0	\$0	\$20,000	\$180,000	\$190,000	\$1,500,000	\$1,890,000	\$1,890,000
	STBG	\$0	\$0	\$0	\$0	\$0	\$180,000	\$185,000	\$1,500,000	\$1,865,000	\$1,865,000
	TIB	\$0	\$0	\$0	\$0	\$0	\$180,000	\$185,000	\$1,500,000	\$1,865,000	\$1,865,000
	Total	\$0	\$0	\$0	\$0	\$20,000	\$540,000	\$560,000	\$4,500,000	\$5,620,000	\$5,620,000
Freya Street, Garland Avenue to Francis Avenue	FMSIB	\$0	\$0	\$0	\$0	\$0	\$200,000	\$320,000	\$4,330,000	\$4,850,000	\$4,850,000
	REET	\$0	\$0	\$0	\$0	\$0	\$100,000	\$160,000	\$2,170,000	\$2,430,000	\$2,430,000
	Total	\$0	\$0	\$0	\$0	\$0	\$300,000	\$480,000	\$6,500,000	\$7,280,000	\$7,280,000
Geiger Road from Medical Lake Interchange to Grove Road Int	Levy	\$0	\$500,000	\$200,000	\$0	\$0	\$0	\$0	\$0	\$200,000	\$700,000
	Total	\$0	\$500,000	\$200,000	\$0	\$0	\$0	\$0	\$0	\$200,000	\$700,000
General Engineering-Street	REET	\$0	\$573,000	\$590,000	\$607,000	\$625,000	\$645,000	\$664,000	\$684,000	\$3,815,000	\$4,388,000
	Total	\$0	\$573,000	\$590,000	\$607,000	\$625,000	\$645,000	\$664,000	\$684,000	\$3,815,000	\$4,388,000
Havana Street – Sprague to Broadway	Grant	\$0	\$0	\$0	\$0	\$0	\$0	\$265,000	\$430,000	\$695,000	\$695,000
	Levy	\$0	\$0	\$0	\$0	\$0	\$0	\$135,000	\$220,000	\$355,000	\$355,000
	Total	\$0	\$0	\$0	\$0	\$0	\$0	\$400,000	\$650,000	\$1,050,000	\$1,050,000
Holland Avenue, Normandy St to Colton St	Levy	\$0	\$0	\$0	\$750,000	\$750,000	\$0	\$0	\$0	\$1,500,000	\$1,500,000
	Total	\$0	\$0	\$0	\$750,000	\$750,000	\$0	\$0	\$0	\$1,500,000	\$1,500,000
Howard St, Sprague Ave to Riverside Ave	STA	\$0	\$70,000	\$600,000	\$0	\$0	\$0	\$0	\$0	\$600,000	\$670,000
	Total	\$0	\$70,000	\$600,000	\$0	\$0	\$0	\$0	\$0	\$600,000	\$670,000
Main Ave, Monroe St to Browne St	Levy	\$0	\$0	\$0	\$0	\$75,000	\$0	\$110,000	\$1,600,000	\$1,785,000	\$1,785,000
	STBG	\$0	\$0	\$0	\$0	\$0	\$0	\$110,000	\$1,700,000	\$1,810,000	\$1,810,000
	TIB	\$0	\$0	\$0	\$0	\$0	\$0	\$110,000	\$1,700,000	\$1,810,000	\$1,810,000
	Total	\$0	\$0	\$0	\$0	\$75,000	\$0	\$330,000	\$5,000,000	\$5,405,000	\$5,405,000
Mallon Avenue – Monroe to Howard	REET	\$0	\$0	\$0	\$0	\$20,000	\$50,000	\$190,000	\$1,825,000	\$2,085,000	\$2,085,000
	TIB	\$0	\$0	\$0	\$0	\$0	\$0	\$385,000	\$3,675,000	\$4,060,000	\$4,060,000
	Total	\$0	\$0	\$0	\$0	\$20,000	\$50,000	\$575,000	\$5,500,000	\$6,145,000	\$6,145,000

Funding Summary by Project

Street

Street Capital (continued)											
Project Name	Funding Source	To Date	2020	2021	2022	2023	2024	2025	2026	6 Year Estimate	Project Total
Maple Street, Riverside Ave to Pacific Ave	STA	\$1,055	\$58,945	\$720,000	\$0	\$0	\$0	\$0	\$0	\$720,000	\$780,000
	Total	\$1,055	\$58,945	\$720,000	\$0	\$0	\$0	\$0	\$0	\$720,000	\$780,000
Maple-Wellesley Intersection	CMAQ	\$0	\$85,000	\$405,000	\$67,000	\$0	\$0	\$0	\$0	\$472,000	\$557,000
	REET	\$0	\$44,000	\$203,700	\$33,000	\$0	\$0	\$0	\$0	\$236,700	\$280,700
	Total	\$0	\$129,000	\$608,700	\$100,000	\$0	\$0	\$0	\$0	\$708,700	\$837,700
Minor Construction Assistance	REET	\$0	\$40,000	\$40,000	\$40,000	\$40,000	\$40,000	\$40,000	\$40,000	\$240,000	\$280,000
	Total	\$0	\$40,000	\$40,000	\$40,000	\$40,000	\$40,000	\$40,000	\$40,000	\$240,000	\$280,000
Napa Street, Sprague Ave to 2nd Ave	Grant	\$0	\$0	\$0	\$0	\$0	\$0	\$93,000	\$933,000	\$1,026,000	\$1,026,000
	Levy	\$0	\$0	\$0	\$0	\$0	\$0	\$47,000	\$467,000	\$514,000	\$514,000
	Total	\$0	\$0	\$0	\$0	\$0	\$0	\$140,000	\$1,400,000	\$1,540,000	\$1,540,000
NSC - 2nd & 3rd Fiber Reroute	WSDOT	\$0	\$57,000	\$575,000	\$0	\$0	\$0	\$0	\$0	\$575,000	\$632,000
	Total	\$0	\$57,000	\$575,000	\$0	\$0	\$0	\$0	\$0	\$575,000	\$632,000
NSC - Ermina & Greene Signal Changes	WSDOT	\$0	\$26,500	\$160,000	\$0	\$0	\$0	\$0	\$0	\$160,000	\$186,500
	Total	\$0	\$26,500	\$160,000	\$0	\$0	\$0	\$0	\$0	\$160,000	\$186,500
NSC - Ralph Street Improvements	WSDOT	\$0	\$209,000	\$0	\$30,000	\$0	\$0	\$0	\$0	\$30,000	\$239,000
	Total	\$0	\$209,000	\$0	\$30,000	\$0	\$0	\$0	\$0	\$30,000	\$239,000
NSC - Wellesley Avenue PH 2, Haven to Market	Levy	\$0	\$25,000	\$0	\$0	\$0	\$0	\$0	\$0	\$0	\$25,000
	WSDOT	\$38,169	\$112,000	\$3,900,000	\$345,000	\$0	\$0	\$0	\$0	\$4,245,000	\$4,395,169
	Total	\$38,169	\$137,000	\$3,900,000	\$345,000	\$0	\$0	\$0	\$0	\$4,245,000	\$4,420,169
Post Street and Summit Ave Connections to Post Street Bridge	SIUE-RIVER	\$0	\$0	\$100,000	\$900,000	\$0	\$0	\$0	\$0	\$1,000,000	\$1,000,000
	Total	\$0	\$0	\$100,000	\$900,000	\$0	\$0	\$0	\$0	\$1,000,000	\$1,000,000
Ray-Thor St, 17th Ave to Hartson Ave	Levy	\$0	\$0	\$125,000	\$500,000	\$0	\$0	\$0	\$0	\$625,000	\$625,000
	TIB	\$0	\$0	\$0	\$1,000,000	\$0	\$0	\$0	\$0	\$1,000,000	\$1,000,000
	Total	\$0	\$0	\$125,000	\$1,500,000	\$0	\$0	\$0	\$0	\$1,625,000	\$1,625,000

Funding Summary by Project

Street

Street Capital (continued)											
Project Name	Funding Source	To Date	2020	2021	2022	2023	2024	2025	2026	6 Year Estimate	Project Total
Riverside Ave, Monroe St to Division St	Levy	\$17,271	\$477,700	\$3,460,000	\$765,000	\$0	\$0	\$0	\$0	\$4,225,000	\$4,719,971
	STA	\$0	\$389,600	\$3,190,000	\$715,000	\$0	\$0	\$0	\$0	\$3,905,000	\$4,294,600
	STA	\$0	\$282,700	\$2,320,000	\$520,000	\$0	\$0	\$0	\$0	\$2,840,000	\$3,122,700
	Total	\$17,271	\$1,150,000	\$8,970,000	\$2,000,000	\$0	\$0	\$0	\$0	\$10,970,000	\$12,137,271
Riverside Avenue, Monroe St to Wall St	Grant	\$0	\$0	\$0	\$0	\$0	\$0	\$1,750,000	\$1,500,000	\$3,250,000	\$3,250,000
	Levy	\$17,271	\$0	\$10,000	\$40,000	\$75,000	\$25,000	\$2,250,000	\$2,000,000	\$4,400,000	\$4,417,271
	STBG	\$0	\$0	\$40,000	\$210,000	\$425,000	\$175,000	\$0	\$0	\$850,000	\$850,000
	Total	\$17,271	\$0	\$50,000	\$250,000	\$500,000	\$200,000	\$4,000,000	\$3,500,000	\$8,500,000	\$8,517,271
Sherman / 5th Ave. Traffic Signal	Impact Fee	\$0	\$0	\$10,000	\$50,000	\$0	\$0	\$0	\$0	\$60,000	\$60,000
	PDA	\$0	\$0	\$0	\$40,000	\$900,000	\$0	\$0	\$0	\$940,000	\$940,000
	Total	\$0	\$0	\$10,000	\$90,000	\$900,000	\$0	\$0	\$0	\$1,000,000	\$1,000,000
Spokane Falls Blvd – Post to Division	Grant	\$0	\$0	\$0	\$0	\$0	\$0	\$0	\$465,000	\$465,000	\$465,000
	Levy	\$0	\$0	\$0	\$0	\$0	\$70,000	\$0	\$235,000	\$305,000	\$305,000
	Total	\$0	\$0	\$0	\$0	\$0	\$70,000	\$0	\$700,000	\$770,000	\$770,000
Spokane Pavement Preservation - North	Levy	\$1,000,428	\$300,000	\$20,000	\$0	\$0	\$0	\$0	\$0	\$20,000	\$1,320,428
	NHS	\$1,763,888	\$1,950,000	\$130,000	\$0	\$0	\$0	\$0	\$0	\$130,000	\$3,843,888
	SIII-PDA-ROW	\$0	\$0	\$0	\$0	\$0	\$0	\$0	\$0	\$0	\$0
	Total	\$2,764,316	\$2,250,000	\$150,000	\$0	\$0	\$0	\$0	\$0	\$150,000	\$5,164,316
Sprague Avenue Investment Phase II - Bernard St to Scott St	Levy	\$3,004,983	\$340,000	\$25,000	\$0	\$0	\$0	\$0	\$0	\$25,000	\$3,369,983
	STBG	\$439,500	\$0	\$0	\$0	\$0	\$0	\$0	\$0	\$0	\$439,500
	UDRA	\$0	\$0	\$3,500,000	\$500,000	\$0	\$0	\$0	\$0	\$4,000,000	\$4,000,000
	Total	\$3,444,483	\$340,000	\$3,525,000	\$500,000	\$0	\$0	\$0	\$0	\$4,025,000	\$7,809,483
Thor and Freya St, Hartson to Sprague Ave, Et. Al.	HIP	\$0	\$0	\$0	\$1,000,000	\$469,556	\$0	\$0	\$0	\$1,469,556	\$1,469,556
	LEVY	\$0	\$40,000	\$60,000	\$450,000	\$350,000	\$0	\$0	\$0	\$860,000	\$900,000
	STBG	\$0	\$363,500	\$500,000	\$4,000,000	\$1,966,049	\$0	\$0	\$0	\$6,466,049	\$6,829,549
	Total	\$0	\$403,500	\$560,000	\$5,450,000	\$2,785,605	\$0	\$0	\$0	\$8,795,605	\$9,199,105

Funding Summary by Project

Street

Street Capital (continued)											
Project Name	Funding Source	To Date	2020	2021	2022	2023	2024	2025	2026	6 Year Estimate	Project Total
TJ Meenach Dr, TJ Meenach Bridge to Northwest Blvd	Levy	\$0	\$600,000	\$2,500,000	\$2,500,000	\$0	\$0	\$0	\$0	\$5,000,000	\$5,600,000
	Total	\$0	\$600,000	\$2,500,000	\$2,500,000	\$0	\$0	\$0	\$0	\$5,000,000	\$5,600,000
Wall St, 1st Ave to Riverside Ave	REET	\$0	\$70,000	\$700,000	\$0	\$0	\$0	\$0	\$0	\$700,000	\$770,000
	STA	\$0	\$100,000	\$1,080,000	\$0	\$0	\$0	\$0	\$0	\$1,080,000	\$1,180,000
	Total	\$0	\$170,000	\$1,780,000	\$0	\$0	\$0	\$0	\$0	\$1,780,000	\$1,950,000
Wellesley Ave, Freya St to Havana St	FMSIB	\$0	\$0	\$0	\$0	\$0	\$0	\$0	\$220,000	\$220,000	\$220,000
	Levy	\$0	\$0	\$0	\$0	\$0	\$0	\$0	\$110,000	\$110,000	\$110,000
	Total	\$0	\$0	\$0	\$0	\$0	\$0	\$0	\$330,000	\$330,000	\$330,000
Wellesley Avenue – Division to Nevada	Levy	\$0	\$0	\$0	\$0	\$0	\$0	\$0	\$15,000	\$15,000	\$15,000
	Total	\$0	\$0	\$0	\$0	\$0	\$0	\$0	\$15,000	\$15,000	\$15,000
Category Total		\$6,282,565	\$6,713,945	\$25,763,700	\$17,107,000	\$13,965,605	\$8,065,000	\$17,334,000	\$30,819,000	\$113,054,305	\$126,050,815

Vehicle and Equipment											
Project Name	Funding Source	To Date	2020	2021	2022	2023	2024	2025	2026	6 Year Estimate	Project Total
1/2 Ton 4x4 Pickup for Signal/Lights in 2022	Fleet Replacement Fund	\$0	\$0	\$0	\$40,000	\$0	\$0	\$0	\$0	\$40,000	\$40,000
	Total	\$0	\$0	\$0	\$40,000	\$0	\$0	\$0	\$0	\$40,000	\$40,000
10 tonVibratory Asphalt roller #422287 1998 Caterpillar 2025	Fleet Replacement Fund	\$0	\$0	\$0	\$0	\$0	\$0	\$130,000	\$0	\$130,000	\$130,000
	Total	\$0	\$0	\$0	\$0	\$0	\$0	\$130,000	\$0	\$130,000	\$130,000
10wheel flshr/deicr/plow/OMCO 2021	Fleet Replacement Fund	\$0	\$0	\$340,000	\$0	\$0	\$0	\$0	\$0	\$340,000	\$340,000
	Total	\$0	\$0	\$340,000	\$0	\$0	\$0	\$0	\$0	\$340,000	\$340,000
10wheel flshr/deicr/plow/OMCO 2026	Fleet Replacement Fund	\$0	\$0	\$0	\$0	\$0	\$0	\$0	\$360,000	\$360,000	\$360,000
	Total	\$0	\$0	\$0	\$0	\$0	\$0	\$0	\$360,000	\$360,000	\$360,000

Funding Summary by Project

Street

Vehicle and Equipment (continued)											
Project Name	Funding Source	To Date	2020	2021	2022	2023	2024	2025	2026	6 Year Estimate	Project Total
2 10 Wheel 10 Yd. Dump Trucks 2024	Fleet Replacement Fund	\$0	\$0	\$0	\$0	\$0	\$725,000	\$0	\$0	\$725,000	\$725,000
	Total	\$0	\$0	\$0	\$0	\$0	\$725,000	\$0	\$0	\$725,000	\$725,000
2 10 Wheel 10 Yd. Dump Trucks 2026 with slide in sanders	Fleet Replacement Fund	\$0	\$0	\$0	\$0	\$0	\$0	\$0	\$600,000	\$600,000	\$600,000
	Total	\$0	\$0	\$0	\$0	\$0	\$0	\$0	\$600,000	\$600,000	\$600,000
3 Replacement 10 Wheel Dumptrucks 2023	Fleet Replacement Fund	\$0	\$0	\$0	\$0	\$900,000	\$0	\$0	\$0	\$900,000	\$900,000
	Total	\$0	\$0	\$0	\$0	\$900,000	\$0	\$0	\$0	\$900,000	\$900,000
3 Replacement 6 Wheel Dumptrucks 2023	Fleet Replacement Fund	\$0	\$0	\$0	\$0	\$780,000	\$0	\$0	\$0	\$780,000	\$780,000
	Total	\$0	\$0	\$0	\$0	\$780,000	\$0	\$0	\$0	\$780,000	\$780,000
4 Replacement Road Graders 2024	Fleet Replacement Fund	\$0	\$0	\$0	\$0	\$0	\$1,500,000	\$0	\$0	\$1,500,000	\$1,500,000
	Total	\$0	\$0	\$0	\$0	\$0	\$1,500,000	\$0	\$0	\$1,500,000	\$1,500,000
6 wheel Dump/plow truck #423369 2001 IHC 2022	Fleet Replacement Fund	\$0	\$0	\$0	\$213,000	\$0	\$0	\$0	\$0	\$213,000	\$213,000
	Total	\$0	\$0	\$0	\$213,000	\$0	\$0	\$0	\$0	\$213,000	\$213,000
6 wheel dump/plow truck #423370 2001 IHC 2022	Fleet Replacement Fund	\$0	\$0	\$0	\$213,000	\$0	\$0	\$0	\$0	\$213,000	\$213,000
	Total	\$0	\$0	\$0	\$213,000	\$0	\$0	\$0	\$0	\$213,000	\$213,000
6 wheel Dump/plow truck #424406 2003 IHC 2022	Fleet Replacement Fund	\$0	\$0	\$0	\$213,000	\$0	\$0	\$0	\$0	\$213,000	\$213,000
	Total	\$0	\$0	\$0	\$213,000	\$0	\$0	\$0	\$0	\$213,000	\$213,000
6 wheel Flshr/deicr/plow #427328 2009 Freightliner/OMCO 2021	Fleet Replacement Fund	\$0	\$0	\$340,000	\$0	\$0	\$0	\$0	\$0	\$340,000	\$340,000
	Total	\$0	\$0	\$340,000	\$0	\$0	\$0	\$0	\$0	\$340,000	\$340,000
6 wheel Flshr/deicr/plow Freightliner/OMCO 2025	Fleet Replacement Fund	\$0	\$0	\$0	\$0	\$0	\$0	\$300,000	\$0	\$300,000	\$300,000
	Total	\$0	\$0	\$0	\$0	\$0	\$0	\$300,000	\$0	\$300,000	\$300,000
6 wheel Flushr/Deicr/plow # 427937 2010Freightltnr/OMCO 2022	Fleet Replacement Fund	\$0	\$0	\$0	\$348,000	\$0	\$0	\$0	\$0	\$348,000	\$348,000
	Total	\$0	\$0	\$0	\$348,000	\$0	\$0	\$0	\$0	\$348,000	\$348,000

Funding Summary by Project

Street

Vehicle and Equipment (continued)											
Project Name	Funding Source	To Date	2020	2021	2022	2023	2024	2025	2026	6 Year Estimate	Project Total
6 wheel traffic truck 2026	Fleet Replacement Fund	\$0	\$0	\$0	\$0	\$0	\$0	\$0	\$200,000	\$200,000	\$200,000
	Total	\$0	\$0	\$0	\$0	\$0	\$0	\$0	\$200,000	\$200,000	\$200,000
Air sweeper # 427674 Tymco 2022	Fleet Replacement Fund	\$0	\$0	\$0	\$340,000	\$0	\$0	\$0	\$0	\$340,000	\$340,000
	Total	\$0	\$0	\$0	\$340,000	\$0	\$0	\$0	\$0	\$340,000	\$340,000
Chevy C8500 Bucket Truck for Signal/Lights in 2025	Fleet Replacement Fund	\$0	\$0	\$0	\$0	\$0	\$0	\$300,000	\$0	\$300,000	\$300,000
	Total	\$0	\$0	\$0	\$0	\$0	\$0	\$300,000	\$0	\$300,000	\$300,000
F450 4x4 Pickup for Signal/Lights in 2022	Fleet Replacement Fund	\$0	\$0	\$0	\$75,000	\$0	\$0	\$0	\$0	\$75,000	\$75,000
	Total	\$0	\$0	\$0	\$75,000	\$0	\$0	\$0	\$0	\$75,000	\$75,000
Ford Explorer in 2021	Fleet Replacement Fund	\$0	\$0	\$32,000	\$0	\$0	\$0	\$0	\$0	\$32,000	\$32,000
	Total	\$0	\$0	\$32,000	\$0	\$0	\$0	\$0	\$0	\$32,000	\$32,000
Front End Loader John Deere 2025	Fleet Replacement Fund	\$0	\$0	\$0	\$0	\$0	\$0	\$376,000	\$0	\$376,000	\$376,000
	Total	\$0	\$0	\$0	\$0	\$0	\$0	\$376,000	\$0	\$376,000	\$376,000
Regenerative Air sweeper Best Available 2024	Fleet Replacement Fund	\$0	\$0	\$0	\$0	\$0	\$400,000	\$0	\$0	\$400,000	\$400,000
	Total	\$0	\$0	\$0	\$0	\$0	\$400,000	\$0	\$0	\$400,000	\$400,000
Regenerative Air Sweeper TYMCO 2021	Fleet Replacement Fund	\$0	\$0	\$400,000	\$0	\$0	\$0	\$0	\$0	\$400,000	\$400,000
	Total	\$0	\$0	\$400,000	\$0	\$0	\$0	\$0	\$0	\$400,000	\$400,000
Replace 2 Wausau Sectional Snow Plow 2025	Fleet Replacement Fund	\$0	\$0	\$0	\$0	\$0	\$0	\$44,000	\$0	\$44,000	\$44,000
	Total	\$0	\$0	\$0	\$0	\$0	\$0	\$44,000	\$0	\$44,000	\$44,000
Replace 3 Wausau Sectional Snow Plow 2021	Fleet Replacement Fund	\$0	\$0	\$66,000	\$0	\$0	\$0	\$0	\$0	\$66,000	\$66,000
	Total	\$0	\$0	\$66,000	\$0	\$0	\$0	\$0	\$0	\$66,000	\$66,000
Replacement Street Sweeper 2023	Fleet Replacement Fund	\$0	\$0	\$0	\$0	\$400,000	\$0	\$0	\$0	\$400,000	\$400,000
	Total	\$0	\$0	\$0	\$0	\$400,000	\$0	\$0	\$0	\$400,000	\$400,000

Funding Summary by Project

Street

Vehicle and Equipment (continued)											
Project Name	Funding Source	To Date	2020	2021	2022	2023	2024	2025	2026	6 Year Estimate	Project Total
Replacement Street Sweeper 2025	Fleet Replacement Fund	\$0	\$0	\$0	\$0	\$0	\$0	\$400,000	\$0	\$400,000	\$400,000
	Total	\$0	\$0	\$0	\$0	\$0	\$0	\$400,000	\$0	\$400,000	\$400,000
Replacement Street Sweeper 2026	Fleet Replacement Fund	\$0	\$0	\$0	\$0	\$0	\$0	\$0	\$400,000	\$400,000	\$400,000
	Total	\$0	\$0	\$0	\$0	\$0	\$0	\$0	\$400,000	\$400,000	\$400,000
Road Grader #421930 1997 John Deere 2025	Fleet Replacement Fund	\$0	\$0	\$0	\$0	\$0	\$0	\$350,000	\$0	\$350,000	\$350,000
	Total	\$0	\$0	\$0	\$0	\$0	\$0	\$350,000	\$0	\$350,000	\$350,000
Street Lighting	Street Fund	\$0	\$2,268,501	\$2,336,556	\$2,406,653	\$2,478,853	\$2,553,219	\$2,633,000	\$2,712,781	\$15,121,062	\$17,389,563
	Total	\$0	\$2,268,501	\$2,336,556	\$2,406,653	\$2,478,853	\$2,553,219	\$2,633,000	\$2,712,781	\$15,121,062	\$17,389,563
Two Replacement Wausau Sectional Snow Plows 2026	Fleet Replacement Fund	\$0	\$0	\$0	\$0	\$0	\$0	\$0	\$40,000	\$40,000	\$40,000
	Total	\$0	\$0	\$0	\$0	\$0	\$0	\$0	\$40,000	\$40,000	\$40,000
Wirtgen Asphalt Grinder #428247 replace in 2022	Fleet Replacement Fund	\$0	\$0	\$0	\$450,000	\$0	\$0	\$0	\$0	\$450,000	\$450,000
	Total	\$0	\$0	\$0	\$450,000	\$0	\$0	\$0	\$0	\$450,000	\$450,000
Category Total		\$0	\$2,268,501	\$3,514,556	\$4,298,653	\$4,558,853	\$5,178,219	\$4,533,000	\$4,312,781	\$26,396,062	\$28,664,563
Department Total		\$8,983,718	\$22,618,301	\$45,671,391	\$25,440,653	\$21,769,458	\$24,448,219	\$32,227,000	\$41,146,781	\$190,703,502	\$222,305,521
Percent Funded				100%	93%	69%	67%	56%	51%	73%	

Funding Summary by Department

Street

Funding Source	To Date	2020	2021	2022	2023	2024	2025	2026	6 Year Estimate	Funding Total
BRIDGE	\$2,058	\$4,279,192	\$9,097,500	\$500,000	\$0	\$0	\$0	\$0	\$9,597,500	\$9,878,750
CMAQ	\$364,402	\$3,766,260	\$2,546,667	\$232,000	\$0	\$0	\$0	\$0	\$2,778,667	\$2,863,667
Fleet Replacement Fund	\$0	\$0	\$1,178,000	\$1,892,000	\$2,080,000	\$2,625,000	\$1,900,000	\$1,600,000	\$11,275,000	\$11,275,000
FMSIB	\$0	\$0	\$0	\$0	\$0	\$200,000	\$320,000	\$4,550,000	\$5,070,000	\$5,070,000
Grant	\$0	\$0	\$0	\$615,000	\$3,366,675	\$4,310,115	\$6,938,000	\$5,378,000	\$20,607,790	\$20,607,790
HIP	\$0	\$0	\$0	\$1,000,000	\$469,556	\$0	\$0	\$0	\$1,469,556	\$1,469,556
Impact Fee	\$170,112	\$401,000	\$475,000	\$135,000	\$190,000	\$600,000	\$125,000	\$600,000	\$2,125,000	\$2,696,112
Levy	\$4,577,686	\$2,853,502	\$7,876,857	\$6,900,000	\$4,093,325	\$6,929,885	\$8,272,000	\$8,172,000	\$42,244,067	\$42,244,067
NHS	\$1,763,888	\$1,950,000	\$130,000	\$0	\$0	\$0	\$0	\$0	\$130,000	\$3,843,888
Parks Grant	\$0	\$0	\$0	\$0	\$0	\$300,000	\$2,700,000	\$0	\$3,000,000	\$3,000,000
PDA	\$0	\$0	\$50,000	\$40,000	\$900,000	\$0	\$0	\$0	\$990,000	\$990,000
PED-BIKE	\$5,684	\$760,466	\$267,000	\$0	\$0	\$0	\$0	\$0	\$267,000	\$1,033,150
PEIP	\$0	\$125,000	\$125,000	\$125,000	\$125,000	\$125,000	\$125,000	\$125,000	\$750,000	\$875,000
Private	\$0	\$0	\$0	\$50,000	\$500,000	\$0	\$0	\$0	\$550,000	\$550,000
RCO	\$0	\$0	\$0	\$0	\$0	\$300,000	\$2,700,000	\$0	\$3,000,000	\$3,000,000
Redlight	\$0	\$450,000	\$450,000	\$450,000	\$450,000	\$450,000	\$750,000	\$1,060,000	\$3,610,000	\$4,060,000
REET	\$178,114	\$1,259,497	\$1,920,636	\$690,000	\$695,000	\$845,000	\$1,064,000	\$4,729,000	\$9,943,636	\$10,516,636
Sec 129	\$1,369,000	\$0	\$0	\$0	\$0	\$0	\$0	\$0	\$0	\$1,369,000
SIII-PDA-ROW	\$0	\$0	\$0	\$0	\$0	\$0	\$0	\$0	\$0	\$0
SIUE-RIVER	\$0	\$0	\$100,000	\$900,000	\$0	\$0	\$1,250,000	\$0	\$2,250,000	\$2,250,000
Speed Zone	\$0	\$2,000,000	\$2,000,000	\$2,000,000	\$2,000,000	\$2,000,000	\$2,000,000	\$2,000,000	\$12,000,000	\$14,000,000
STA	\$1,055	\$901,245	\$7,910,000	\$1,235,000	\$0	\$0	\$0	\$0	\$9,145,000	\$9,215,000
STBG	\$439,500	\$363,500	\$540,000	\$4,210,000	\$2,391,049	\$355,000	\$295,000	\$3,200,000	\$10,991,049	\$10,991,049
STBG-SA	\$1,231	\$85,563	\$28,000	\$0	\$165,000	\$2,675,000	\$475,000	\$145,000	\$3,488,000	\$3,574,794
Street Fund	\$0	\$2,268,501	\$2,336,556	\$2,406,653	\$2,478,853	\$2,553,219	\$2,633,000	\$2,712,781	\$15,121,062	\$17,389,563
Street Maintenance	\$0	\$365,000	\$35,000	\$0	\$0	\$0	\$0	\$0	\$35,000	\$400,000
TAP	\$0	\$100,000	\$66,250	\$0	\$0	\$0	\$0	\$0	\$66,250	\$166,250
TBD	\$72,819	\$255,000	\$34,000	\$0	\$0	\$0	\$0	\$0	\$34,000	\$361,819

Funding Summary by Department

Street (continued)

Funding Source	To Date	2020	2021	2022	2023	2024	2025	2026	6 Year Estimate	Funding Total
TIB	\$0	\$30,075	\$369,925	\$1,185,000	\$1,865,000	\$180,000	\$680,000	\$6,875,000	\$11,154,925	\$11,154,925
UDRA	\$0	\$0	\$3,500,000	\$500,000	\$0	\$0	\$0	\$0	\$4,000,000	\$4,000,000
WSDOT	\$38,169	\$404,500	\$4,635,000	\$375,000	\$0	\$0	\$0	\$0	\$5,010,000	\$5,160,169
Department Total	\$8,983,718	\$22,618,301	\$45,671,391	\$25,440,653	\$21,769,458	\$24,448,219	\$32,227,000	\$41,146,781	\$190,703,502	\$222,305,521

Street Department Project Reports

Streets 2021 - 2026

Normandie Complex Machinery (not pictured)

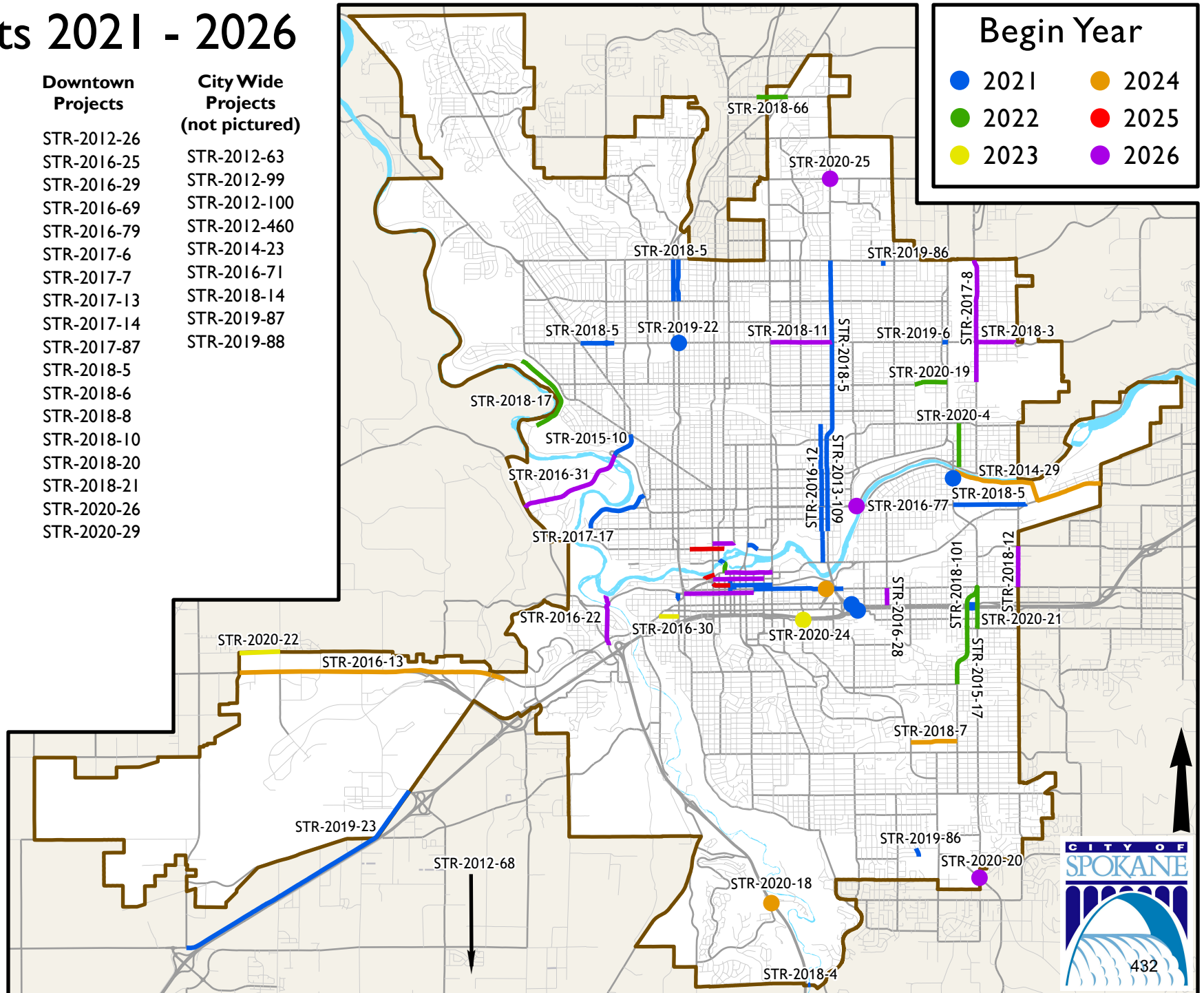
STR-2012-262
STR-2012-270
STR-2015-19
STR-2015-23
STR-2015-168
STR-2016-82
STR-2016-83
STR-2016-84
STR-2016-86
STR-2017-83
STR-2017-84
STR-2017-85
STR-2018-24
STR-2018-25
STR-2018-49
STR-2019-68
STR-2020-66
STR-2020-67
STR-2020-68
STR-2020-69
STR-2020-70
STR-2020-71
STR-2020-72
STR-2020-76
STR-2020-80
STR-2020-82
STR-2020-83
STR-2020-84
STR-2020-85
STR-2020-86

Downtown Projects

STR-2012-26
STR-2016-25
STR-2016-29
STR-2016-69
STR-2016-79
STR-2017-6
STR-2017-7
STR-2017-13
STR-2017-14
STR-2017-87
STR-2018-5
STR-2018-6
STR-2018-8
STR-2018-10
STR-2018-20
STR-2018-21
STR-2020-26
STR-2020-29

City Wide Projects (not pictured)

STR-2012-63
STR-2012-99
STR-2012-100
STR-2012-460
STR-2014-23
STR-2016-71
STR-2018-14
STR-2019-87
STR-2019-88



Street/Bridge Rehabilitation

Hatch Rd Bridge Deck Replacement

STR-2018-4

Executive Summary

Reconstruction of the Hatch Bridge deck to perpetuate the existing functionality.

Project Justification

Existing bridge deck requires costly regular maintenance. The new deck will extend the life and lower maintenance costs.

This project meets the following comprehensive plan goals and/or policies:

Meets TR Goal C. Accommodate Access to Daily Needs and Priority Destinations by maintaining a vital infrastructure link.

Location

Other Location

Hatch Rd Bridge over Hangman Creek adjacent to Highway 195

Project Status

Active

Project number: 2018085

External Factors

Maintenance

Maintenance of capital facilities, buildings and infrastructure has an impact on a Department's operating budget, and thus routine maintenance costs for new and ongoing projects are identified in the table below.

	2021	2022	2023	2024	2025	2026	Total
Expected Annual Maintenance	\$0	\$0	\$0	\$0	\$0	\$0	\$0

Maintenance Comments

Street/Bridge Rehabilitation

Hatch Rd Bridge Deck Replacement

STR-2018-4

Spending

Project Phase	Prior Spending	2020	Estimated Spending							Total
			2021	2022	2023	2024	2025	2026	6 Year Total	
Construction	\$0	\$0	\$1,600,436	\$0	\$0	\$0	\$0	\$0	\$1,600,436	\$1,600,436
Design	\$10,061	\$311,689	\$0	\$0	\$0	\$0	\$0	\$0	\$0	\$321,750
Total	\$10,061	\$311,689	\$1,600,436	\$0	\$0	\$0	\$0	\$0	\$1,600,436	\$1,922,186

Funding

Funding Name	Source	Status*	Prior Funding	2020	Estimated Funding							Total
					2021	2022	2023	2024	2025	2026	6 Year Total	
BRIDGE	Federal	Funded	\$2,058	\$279,192	\$1,597,500	\$0	\$0	\$0	\$0	\$0	\$1,597,500	\$1,878,750
REET	Federal	Funded	\$8,003	\$32,497	\$2,936	\$0	\$0	\$0	\$0	\$0	\$2,936	\$43,436
Total			\$10,061	\$311,689	\$1,600,436	\$0	\$0	\$0	\$0	\$0	\$1,600,436	\$1,922,186

- *Status definitions
- Unidentified: Funding source has not yet been determined
 - Identified: Funding source has been found, but not yet requested
 - Applied: Grant or loan application has been submitted, or budget has been requested
 - Awarded: Grant or loan has been offered but the contract has not yet been signed or budget has not yet been approved by Council
 - Encumbered: Project contract has been signed and funds have been allocated to spend on the project

Street/Bridge Rehabilitation

Post Street Replacement Bridge

STR-2012-26

Executive Summary

Reconstruct the bridge, including foundation, superstructure, and full deck. New bridge will continue to support utility mains including sewer trunk-line and water transmission main, as well as conduit and cable for electrical, lighting and communication needs.

Project Justification

The current structure is deteriorating and needs to be replaced. A Type, Size, and Location (TS&L) study was conducted to address all modes of travel.

This project meets the following comprehensive plan goals and/or policies:

Meets TR Goal E. Respect natural & Community Assets by recreating a bridge that serves the community as an asset to the local network, the parks, the Centennial trail, etc. The level of integration and focus on effective delivery also meets TR Goal G. Maximize Public Benefits.

Location

Other Location

Post St. Crossing at Spokane River.

Project Status

Active

Project Number: 2017105(2001041) TS&L Study complete. Design is underway in 2018 via Progressive Design Build delivery format. Construction is scheduled to begin after the CSO 26.

External Factors

Coordination of timing with surrounding road closures will dictate actual construction start. CSO 26 and Riverfront Park projects will each impact this schedule.

Maintenance

Maintenance of capital facilities, buildings and infrastructure has an impact on a Department’s operating budget, and thus routine maintenance costs for new and ongoing projects are identified in the table below.

	2021	2022	2023	2024	2025	2026	Total
Expected Annual Maintenance	\$0	\$0	\$0	\$0	\$0	\$0	\$0

Maintenance Comments

Street/Bridge Rehabilitation

Post Street Replacement Bridge

STR-2012-26

Spending

Project Phase	Prior Spending	2020	Estimated Spending							Total
			2021	2022	2023	2024	2025	2026	6 Year Total	
Construction	\$0	\$4,000,000	\$7,500,000	\$500,000	\$0	\$0	\$0	\$0	\$8,000,000	\$12,000,000
Design	\$1,790,429	\$20,000	\$0	\$0	\$0	\$0	\$0	\$0	\$0	\$1,810,429
Total	\$1,790,429	\$4,020,000	\$7,500,000	\$500,000	\$0	\$0	\$0	\$0	\$8,000,000	\$13,810,429

Funding

Funding Name	Source	Status*	Prior Funding	2020	Estimated Funding							Total
					2021	2022	2023	2024	2025	2026	6 Year Total	
BRIDGE	Federal	Funded	\$0	\$4,000,000	\$7,500,000	\$500,000	\$0	\$0	\$0	\$0	\$8,000,000	\$12,000,000
Levy	Local	Funded	\$421,429	\$20,000	\$0	\$0	\$0	\$0	\$0	\$0	\$0	\$441,429
Sec 129	Federal	Funded	\$1,369,000	\$0	\$0	\$0	\$0	\$0	\$0	\$0	\$0	\$1,369,000
Total			\$1,790,429	\$4,020,000	\$7,500,000	\$500,000	\$0	\$0	\$0	\$0	\$8,000,000	\$13,810,429

*Status definitions

- Unidentified: Funding source has not yet been determined
- Identified: Funding source has been found, but not yet requested
- Applied: Grant or loan application has been submitted, or budget has been requested
- Awarded: Grant or loan has been offered but the contract has not yet been signed or budget has not yet been approved by Council
- Encumbered: Project contract has been signed and funds have been allocated to spend on the project

Street/Impact Fee Projects

Freya Ave. / Palouse Highway Roundabout

STR-2020-20

Executive Summary

Reconstruct the intersection as a roundabout.

Project Justification

Improve intersection capacity to accommodate continued traffic growth related to development.

This project meets the following comprehensive plan goals and/or policies:

This project will improve intersection capacity. Meets Transportation Goal F. Enhance Public Health & Safety by improving intersection capacity.

Location

Other Location

Intersection of Freya Avenue and Palouse Highway

Project Status

Active

Initiate planning/design in 2021.

External Factors

Need to secure additional funding for construction. Potential right-of-way acquisition.

Maintenance

Maintenance of capital facilities, buildings and infrastructure has an impact on a Department's operating budget, and thus routine maintenance costs for new and ongoing projects are identified in the table below.

	2021	2022	2023	2024	2025	2026	Total
Expected Annual Maintenance	\$0	\$0	\$0	\$0	\$0	\$0	\$0

Maintenance Comments

Street/Impact Fee Projects

Freya Ave. / Palouse Highway Roundabout

STR-2020-20

Spending

Project Phase	Prior Spending	2020	Estimated Spending							Total
			2021	2022	2023	2024	2025	2026	6 Year Total	
Construction	\$0	\$0	\$0	\$0	\$0	\$0	\$0	\$1,300,000	\$1,300,000	\$1,300,000
Design	\$0	\$0	\$0	\$0	\$25,000	\$25,000	\$75,000	\$0	\$125,000	\$125,000
Land purchase	\$0	\$0	\$0	\$0	\$0	\$50,000	\$0	\$0	\$50,000	\$50,000
Planning	\$0	\$0	\$25,000	\$0	\$0	\$0	\$0	\$0	\$25,000	\$25,000
Total	\$0	\$0	\$25,000	\$0	\$25,000	\$75,000	\$75,000	\$1,300,000	\$1,500,000	\$1,500,000

Funding

Funding Name	Source	Status*	Prior Funding	2020	Estimated Funding							Total
					2021	2022	2023	2024	2025	2026	6 Year Total	
Grant	Unidentified	Unfunded	\$0	\$0	\$0	\$0	\$0	\$0	\$0	\$900,000	\$900,000	\$900,000
Impact Fee	Local	Funded	\$0	\$0	\$25,000	\$0	\$25,000	\$75,000	\$75,000	\$400,000	\$600,000	\$600,000
Total			\$0	\$0	\$25,000	\$0	\$25,000	\$75,000	\$75,000	\$1,300,000	\$1,500,000	\$1,500,000

- *Status definitions
- Unidentified: Funding source has not yet been determined
 - Identified: Funding source has been found, but not yet requested
 - Applied: Grant or loan application has been submitted, or budget has been requested
 - Awarded: Grant or loan has been offered but the contract has not yet been signed or budget has not yet been approved by Council
 - Encumbered: Project contract has been signed and funds have been allocated to spend on the project

Street/Impact Fee Projects

Garland Pathway

STR-2020-19

Executive Summary

Construct a shared-use path on the north side of Garland Avenue from approximately Cook Street and Shaw Middle School to Market Street.

Project Justification

Improve the bicycle and pedestrian route and infrastructure for the heavily traveled pathway.

This project meets the following comprehensive plan goals and/or policies:

Pedestrian priority near Shaw Middle School. Meets TR Goal B. Provide Transportation Choices by improving the pedestrian and bicycle infrastructure.

Location

Other Location

Garland Ave. - Cook St. to Market St.

Project Status

Active

Planning with the Spokane School District in process.

External Factors

Securing additional funding for construction.

Maintenance

Maintenance of capital facilities, buildings and infrastructure has an impact on a Department's operating budget, and thus routine maintenance costs for new and ongoing projects are identified in the table below.

	2021	2022	2023	2024	2025	2026	Total
Expected Annual Maintenance	\$0	\$0	\$0	\$0	\$0	\$0	\$0

Maintenance Comments

Street/Impact Fee Projects

Garland Pathway

STR-2020-19

Spending

Project Phase	Prior Spending	2020	Estimated Spending							Total
			2021	2022	2023	2024	2025	2026	6 Year Total	
Construction	\$0	\$0	\$0	\$450,000	\$0	\$0	\$0	\$0	\$450,000	\$450,000
Design	\$0	\$0	\$65,000	\$0	\$0	\$0	\$0	\$0	\$65,000	\$65,000
Total	\$0	\$0	\$65,000	\$450,000	\$0	\$0	\$0	\$0	\$515,000	\$515,000

Funding

Funding Name	Source	Status*	Prior Funding	2020	Estimated Funding							Total
					2021	2022	2023	2024	2025	2026	6 Year Total	
Grant	Unidentified	Unfunded	\$0	\$0	\$0	\$415,000	\$0	\$0	\$0	\$0	\$415,000	\$415,000
Impact Fee	Local	Funded	\$0	\$0	\$65,000	\$35,000	\$0	\$0	\$0	\$0	\$100,000	\$100,000
Total			\$0	\$0	\$65,000	\$450,000	\$0	\$0	\$0	\$0	\$515,000	\$515,000

- *Status definitions
- Unidentified: Funding source has not yet been determined
 - Identified: Funding source has been found, but not yet requested
 - Applied: Grant or loan application has been submitted, or budget has been requested
 - Awarded: Grant or loan has been offered but the contract has not yet been signed or budget has not yet been approved by Council
 - Encumbered: Project contract has been signed and funds have been allocated to spend on the project

Street/Impact Fee Projects

Hamilton St. Corridor Enhancement Project

STR-2013-109

Spending

Project Phase	Prior Spending	2020	Estimated Spending							Total
			2021	2022	2023	2024	2025	2026	6 Year Total	
Construction	\$0	\$2,118,000	\$2,000,000	\$0	\$0	\$0	\$0	\$0	\$2,000,000	\$4,118,000
Design	\$512,098	\$20,000	\$0	\$0	\$0	\$0	\$0	\$0	\$0	\$532,098
Land purchase	\$134	\$0	\$0	\$0	\$0	\$0	\$0	\$0	\$0	\$134
Total	\$512,232	\$2,138,000	\$2,000,000	\$0	\$0	\$0	\$0	\$0	\$2,000,000	\$4,650,232

Funding

Funding Name	Source	Status*	Prior Funding	2020	Estimated Funding							Total
					2021	2022	2023	2024	2025	2026	6 Year Total	
CMAQ	Federal	Funded	\$172,009	\$1,337,000	\$1,275,000	\$0	\$0	\$0	\$0	\$0	\$1,275,000	\$2,784,009
Impact Fee	Local	Funded	\$170,112	\$401,000	\$365,000	\$0	\$0	\$0	\$0	\$0	\$365,000	\$936,112
REET	Local	Funded	\$170,111	\$400,000	\$360,000	\$0	\$0	\$0	\$0	\$0	\$360,000	\$930,111
Total			\$512,232	\$2,138,000	\$2,000,000	\$0	\$0	\$0	\$0	\$0	\$2,000,000	\$4,650,232

*Status definitions

- Unidentified: Funding source has not yet been determined
- Identified: Funding source has been found, but not yet requested
- Applied: Grant or loan application has been submitted, or budget has been requested
- Awarded: Grant or loan has been offered but the contract has not yet been signed or budget has not yet been approved by Council
- Encumbered: Project contract has been signed and funds have been allocated to spend on the project

Street/Impact Fee Projects

Meadow Lane Rd. / US 195 Intersection

STR-2020-18

Executive Summary

Intersection improvements to address safety and capacity.

Project Justification

Intersection improvements are needed to address continued traffic growth along the US 195 corridor and anticipated growth in traffic from continued development in the Eagle Ridge area.

This project meets the following comprehensive plan goals and/or policies:

This is an transportation impact fee project intended for congestion mitigation. Meets TR Goals F. Enhance Public Health & Safety by addressing intersection capacity and safety issues.

Location

Other Location

US 195 at Meadow Lane Road

Project Status

Active

US 195 corridor study in process. Initial planning/design for this intersection planned for 2021-2022.

External Factors

Washington State Department of Transportation coordination and concurrence required.

Maintenance

Maintenance of capital facilities, buildings and infrastructure has an impact on a Department's operating budget, and thus routine maintenance costs for new and ongoing projects are identified in the table below.

	2021	2022	2023	2024	2025	2026	Total
Expected Annual Maintenance	\$0	\$0	\$0	\$0	\$0	\$0	\$0

Maintenance Comments

Street/Impact Fee Projects

Meadow Lane Rd. / US 195 Intersection

STR-2020-18

Spending

Project Phase	Prior Spending	2020	Estimated Spending							Total
			2021	2022	2023	2024	2025	2026	6 Year Total	
Construction	\$0	\$0	\$0	\$0	\$0	\$1,875,000	\$0	\$0	\$1,875,000	\$1,875,000
Design	\$0	\$0	\$0	\$50,000	\$165,000	\$0	\$0	\$0	\$215,000	\$215,000
Planning	\$0	\$0	\$10,000	\$0	\$0	\$0	\$0	\$0	\$10,000	\$10,000
Total	\$0	\$0	\$10,000	\$50,000	\$165,000	\$1,875,000	\$0	\$0	\$2,100,000	\$2,100,000

Funding

Funding Name	Source	Status*	Prior Funding	2020	Estimated Funding							Total
					2021	2022	2023	2024	2025	2026	6 Year Total	
Grant	Unidentified	Unfunded	\$0	\$0	\$0	\$0	\$0	\$1,500,000	\$0	\$0	\$1,500,000	\$1,500,000
Impact Fee	Local	Funded	\$0	\$0	\$10,000	\$50,000	\$165,000	\$375,000	\$0	\$0	\$600,000	\$600,000
Total			\$0	\$0	\$10,000	\$50,000	\$165,000	\$1,875,000	\$0	\$0	\$2,100,000	\$2,100,000

*Status definitions

- Unidentified: Funding source has not yet been determined
- Identified: Funding source has been found, but not yet requested
- Applied: Grant or loan application has been submitted, or budget has been requested
- Awarded: Grant or loan has been offered but the contract has not yet been signed or budget has not yet been approved by Council
- Encumbered: Project contract has been signed and funds have been allocated to spend on the project

Street/Impact Fee Projects

Nevada St. / Lincoln Rd. Intersection/Signal Improvements

STR-2020-25

Executive Summary

Modify the eastbound and westbound approaches to provide dedicated left turn lanes. Modify and replace the traffic signal system.

Project Justification

Modify the intersection to increase capacity and accommodate continued traffic growth and demand in the areas.

This project meets the following comprehensive plan goals and/or policies:

This is an impact fee project intended for congestion mitigation. Meets TR F. Enhance Public Health and Safety by enhancing intersection capacity and improving safety and efficiency for all travelers.

Location

Other Location

Lincoln Road at Nevada Street

Project Status

Active

Initiate design 2024.

External Factors

Ability to secure grants or outside funding will impact the timing and schedule of construction.

Maintenance

Maintenance of capital facilities, buildings and infrastructure has an impact on a Department’s operating budget, and thus routine maintenance costs for new and ongoing projects are identified in the table below.

	2021	2022	2023	2024	2025	2026	Total
Expected Annual Maintenance	\$0	\$0	\$0	\$0	\$0	\$0	\$0

Maintenance Comments

Street/Impact Fee Projects

Nevada St. / Lincoln Rd. Intersection/Signal Improvements

STR-2020-25

Spending

Project Phase	Prior Spending	2020	Estimated Spending							Total
			2021	2022	2023	2024	2025	2026	6 Year Total	
Construction	\$0	\$0	\$0	\$0	\$0	\$0	\$0	\$1,350,000	\$1,350,000	\$1,350,000
Design	\$0	\$0	\$0	\$0	\$0	\$150,000	\$0	\$0	\$150,000	\$150,000
Land purchase	\$0	\$0	\$0	\$0	\$0	\$0	\$50,000	\$0	\$50,000	\$50,000
Total	\$0	\$0	\$0	\$0	\$0	\$150,000	\$50,000	\$1,350,000	\$1,550,000	\$1,550,000

Funding

Funding Name	Source	Status*	Prior Funding	2020	Estimated Funding							Total
					2021	2022	2023	2024	2025	2026	6 Year Total	
Grant	Unidentified	Unfunded	\$0	\$0	\$0	\$0	\$0	\$0	\$0	\$1,150,000	\$1,150,000	\$1,150,000
Impact Fee	Local	Funded	\$0	\$0	\$0	\$0	\$0	\$150,000	\$50,000	\$200,000	\$400,000	\$400,000
Total			\$0	\$0	\$0	\$0	\$0	\$150,000	\$50,000	\$1,350,000	\$1,550,000	\$1,550,000

- *Status definitions
- Unidentified: Funding source has not yet been determined
 - Identified: Funding source has been found, but not yet requested
 - Applied: Grant or loan application has been submitted, or budget has been requested
 - Awarded: Grant or loan has been offered but the contract has not yet been signed or budget has not yet been approved by Council
 - Encumbered: Project contract has been signed and funds have been allocated to spend on the project

Street/Neighborhood
School Safety Program
STR-2019-87

Executive Summary

School safety infrastructure including crossings, signals, sidewalks, and other equipment or safety programs. Project construction will be conducted annually.

Project Justification

The City holds a responsibility to provide and promote safe and effective access to schools.

This project meets the following comprehensive plan goals and/or policies:

Meets TR Goals B. Provide Transportation Choices, C. Accommodate Access to Daily Needs and Priority Destinations, and F. Enhance Public Health & Safety by providing better infrastructure for accessing schools.

Location

Other Location
Varies, generally located near schools.

Project Status

Active
This program is a new program that will design and install school safety infrastructure and implement safety programs on an annual basis.

External Factors

The program is driven by applications for projects throughout the year. The implementation of projects will come in groupings, generally bid as projects in the springtime.

Maintenance

Maintenance of capital facilities, buildings and infrastructure has an impact on a Department's operating budget, and thus routine maintenance costs for new and ongoing projects are identified in the table below.

	2021	2022	2023	2024	2025	2026	Total
Expected Annual Maintenance	\$0	\$0	\$0	\$0	\$0	\$0	\$0

Maintenance Comments

Street/Neighborhood

School Safety Program

STR-2019-87

Spending

Project Phase	Prior Spending	2020	Estimated Spending							Total
			2021	2022	2023	2024	2025	2026	6 Year Total	
Construction	\$0	\$1,900,000	\$1,900,000	\$1,900,000	\$1,900,000	\$1,900,000	\$1,900,000	\$1,900,000	\$11,400,000	\$13,300,000
Design	\$0	\$100,000	\$100,000	\$100,000	\$100,000	\$100,000	\$100,000	\$100,000	\$600,000	\$700,000
Total	\$0	\$2,000,000	\$2,000,000	\$2,000,000	\$2,000,000	\$2,000,000	\$2,000,000	\$2,000,000	\$12,000,000	\$14,000,000

Funding

Funding Name	Source	Status*	Prior Funding	2020	Estimated Funding							Total
					2021	2022	2023	2024	2025	2026	6 Year Total	
Speed Zone	Local	Funded	\$0	\$2,000,000	\$2,000,000	\$2,000,000	\$2,000,000	\$2,000,000	\$2,000,000	\$2,000,000	\$12,000,000	\$14,000,000
Total			\$0	\$2,000,000	\$2,000,000	\$2,000,000	\$2,000,000	\$2,000,000	\$2,000,000	\$2,000,000	\$12,000,000	\$14,000,000

- *Status definitions
- Unidentified: Funding source has not yet been determined
 - Identified: Funding source has been found, but not yet requested
 - Applied: Grant or loan application has been submitted, or budget has been requested
 - Awarded: Grant or loan has been offered but the contract has not yet been signed or budget has not yet been approved by Council
 - Encumbered: Project contract has been signed and funds have been allocated to spend on the project

Street/Neighborhood

Traffic Calming Program

STR-2014-23

Executive Summary

Program installs traffic calming measures in response to neighborhood applications for calming needs.

Project Justification

This program fulfills the red light traffic calming ordinance.

This project meets the following comprehensive plan goals and/or policies:

Meets TR Goals A. Promote a Sense of Place and F. Enhance Public Health & Safety by allowing neighborhoods to participate in the street development process by prioritizing and addressing community safety concerns.

Location

Other Location

Citywide

Project Status

Active

This annual program is run in coordination between Office of Neighborhood Services, Integrated Capital Management, and Streets.

External Factors

Applications for use come through Neighborhood Councils and are approved by the Traffic Calming Committee.

Maintenance

Maintenance of capital facilities, buildings and infrastructure has an impact on a Department's operating budget, and thus routine maintenance costs for new and ongoing projects are identified in the table below.

	2021	2022	2023	2024	2025	2026	Total
Expected Annual Maintenance	\$0	\$0	\$0	\$0	\$0	\$0	\$0

Maintenance Comments

Street/Neighborhood

Traffic Calming Program

STR-2014-23

Spending

Project Phase	Prior Spending	2020	Estimated Spending							Total
			2021	2022	2023	2024	2025	2026	6 Year Total	
Construction	\$0	\$400,000	\$400,000	\$400,000	\$400,000	\$400,000	\$400,000	\$400,000	\$2,400,000	\$2,800,000
Design	\$0	\$50,000	\$50,000	\$50,000	\$50,000	\$50,000	\$50,000	\$50,000	\$300,000	\$350,000
Total	\$0	\$450,000	\$450,000	\$450,000	\$450,000	\$450,000	\$450,000	\$450,000	\$2,700,000	\$3,150,000

Funding

Funding Name	Source	Status*	Prior Funding	2020	Estimated Funding							Total
					2021	2022	2023	2024	2025	2026	6 Year Total	
Redlight	Local	Funded	\$0	\$450,000	\$450,000	\$450,000	\$450,000	\$450,000	\$450,000	\$450,000	\$2,700,000	\$3,150,000
Total			\$0	\$450,000	\$450,000	\$450,000	\$450,000	\$450,000	\$450,000	\$450,000	\$2,700,000	\$3,150,000

- *Status definitions
- Unidentified: Funding source has not yet been determined
 - Identified: Funding source has been found, but not yet requested
 - Applied: Grant or loan application has been submitted, or budget has been requested
 - Awarded: Grant or loan has been offered but the contract has not yet been signed or budget has not yet been approved by Council
 - Encumbered: Project contract has been signed and funds have been allocated to spend on the project

Street/Neighborhood

Unpaved Roadway Paving Program

STR-2019-86

Executive Summary

New paving of streets that are yet unpaved. The intent is to pave the roadway as cost-efficiently as possible. First year programming will begin design in the fall of 2019 for construction in 2020. Funding of future years of program on-hold pending I-976 appeal that impacts TBD funding.

Project Justification

Unpaved streets require annual maintenance to remain drivable. Pavement will significantly reduce the maintenance load, and will facilitate reliable travel for citizens.

This project meets the following comprehensive plan goals and/or policies:

Meets TR Goals B. Provide Transportation Choices; C. Accommodate Access to Daily Needs and Priority Destinations; and F. Enhance Public Health & Safety by providing infrastructure that is reliable and functional.

Location

Other Location

Location will vary as streets are selected in each district each year.

Project Status

Active

Construction in 2020, potential carryover of expenditures to 2021 for project closeout. 2020 locations: District 1- Napa from Francis to Decatur; District 2- Altamont from 49th to 46th

External Factors

City Council will provide initial prioritization of unpaved segments within each district. The Citizens Transportation Advisory Board (CTAB) may be tasked with prioritization. Work will be completed as budget allows.

Maintenance

Maintenance of capital facilities, buildings and infrastructure has an impact on a Department's operating budget, and thus routine maintenance costs for new and ongoing projects are identified in the table below.

	2021	2022	2023	Total
Expected Annual Maintenance	\$0	\$0	\$0	\$0

Maintenance Comments

Street/Neighborhood

Unpaved Roadway Paving Program

STR-2019-86

Spending

Project Phase	Prior Spending	2020	Estimated Spending							Total
			2021	2022	2023	2024	2025	2026	6 Year Total	
Construction	\$0	\$325,000	\$35,000	\$0	\$0	\$0	\$0	\$0	\$35,000	\$360,000
Design	\$0	\$40,000	\$0	\$0	\$0	\$0	\$0	\$0	\$0	\$40,000
Total	\$0	\$365,000	\$35,000	\$0	\$0	\$0	\$0	\$0	\$35,000	\$400,000

Funding

Funding Name	Source	Status*	Prior Funding	2020	Estimated Funding							Total
					2021	2022	2023	2024	2025	2026	6 Year Total	
Street Maintenance	Local	Funded	\$0	\$365,000	\$35,000	\$0	\$0	\$0	\$0	\$0	\$35,000	\$400,000
Total			\$0	\$365,000	\$35,000	\$0	\$0	\$0	\$0	\$0	\$35,000	\$400,000

- *Status definitions
- Unidentified: Funding source has not yet been determined
 - Identified: Funding source has been found, but not yet requested
 - Applied: Grant or loan application has been submitted, or budget has been requested
 - Awarded: Grant or loan has been offered but the contract has not yet been signed or budget has not yet been approved by Council
 - Encumbered: Project contract has been signed and funds have been allocated to spend on the project

Street/Pedestrian and Bikeways

Ben Burr Crossings of 2nd and 3rd Ave

STR-2019-19

Executive Summary

Install HAWK signals at the Ben Burr crossings of 2nd and 3rd Avenues (the Perry St alignment).

Project Justification

Safety of the trail crossing has been proven to be lacking, given the higher, uninterrupted traffic speeds of 2nd and 3rd Avenues in this vicinity.

This project meets the following comprehensive plan goals and/or policies:

Meets TR Goal F. Enhance Public Health & Safety by improving the conditions of the trail crossings of Arterial Streets.

Location

Other Location

Ben Burr Trail crossings of 2nd Avenue and 3rd Avenue adjacent to Perry Street.

Project Status

Active

Design 2019 for Construction in 2020

Project Number: 2019106

External Factors

Maintenance

Maintenance of capital facilities, buildings and infrastructure has an impact on a Department's operating budget, and thus routine maintenance costs for new and ongoing projects are identified in the table below.

	2021	2022	2023	2024	2025	2026	Total
Expected Annual Maintenance	\$0	\$0	\$0	\$0	\$0	\$0	\$0

Maintenance Comments

Street/Pedestrian and Bikeways

Ben Burr Crossings of 2nd and 3rd Ave

STR-2019-19

Spending

Project Phase	Prior Spending	2020	Estimated Spending							Total
			2021	2022	2023	2024	2025	2026	6 Year Total	
Construction	\$0	\$748,136	\$295,000	\$0	\$0	\$0	\$0	\$0	\$295,000	\$1,043,136
Design	\$6,915	\$77,893	\$0	\$0	\$0	\$0	\$0	\$0	\$0	\$84,808
Land purchase	\$0	\$20,000	\$0	\$0	\$0	\$0	\$0	\$0	\$0	\$20,000
Total	\$6,915	\$846,029	\$295,000	\$0	\$0	\$0	\$0	\$0	\$295,000	\$1,147,944

Funding

Funding Name	Source	Status*	Prior Funding	2020	Estimated Funding							Total
					2021	2022	2023	2024	2025	2026	6 Year Total	
PED-BIKE	State	Funded	\$5,684	\$760,466	\$267,000	\$0	\$0	\$0	\$0	\$0	\$267,000	\$1,033,150
STBG-SA	Federal	Funded	\$1,231	\$85,563	\$28,000	\$0	\$0	\$0	\$0	\$0	\$28,000	\$114,794
Total			\$6,915	\$846,029	\$295,000	\$0	\$0	\$0	\$0	\$0	\$295,000	\$1,147,944

*Status definitions

- Unidentified: Funding source has not yet been determined
- Identified: Funding source has been found, but not yet requested
- Applied: Grant or loan application has been submitted, or budget has been requested
- Awarded: Grant or loan has been offered but the contract has not yet been signed or budget has not yet been approved by Council
- Encumbered: Project contract has been signed and funds have been allocated to spend on the project

Street/Pedestrian and Bikeways

Bike Route Signing and Striping

STR-2012-63

Executive Summary

Striping and conversion of signs to MUTCD standards

Project Justification

Bicycle lane signing and striping standards have changed. This project is intended to bring our bicycle lanes up to MUTCD standards throughout the city.

This project meets the following comprehensive plan goals and/or policies:

Meets TR Goal B. Provide Transportation Choices by improving the bicycle network.

Location

Other Location

Citywide

Project Status

Active

This is an ongoing project that is accomplished during every construction season as need arises.

External Factors

Maintenance

Maintenance of capital facilities, buildings and infrastructure has an impact on a Department’s operating budget, and thus routine maintenance costs for new and ongoing projects are identified in the table below.

	2021	2022	2023	2024	2025	2026	Total
Expected Annual Maintenance	\$0	\$0	\$0	\$0	\$0	\$0	\$0

Maintenance Comments

Street/Pedestrian and Bikeways

Bike Route Signing and Striping

STR-2012-63

Spending

Project Phase	Prior Spending	2020	Estimated Spending							Total
			2021	2022	2023	2024	2025	2026	6 Year Total	
Construction	\$0	\$10,000	\$10,000	\$10,000	\$10,000	\$10,000	\$10,000	\$10,000	\$60,000	\$70,000
Total	\$0	\$10,000	\$10,000	\$10,000	\$10,000	\$10,000	\$10,000	\$10,000	\$60,000	\$70,000

Funding

Funding Name	Source	Status*	Prior Funding	2020	Estimated Funding							Total
					2021	2022	2023	2024	2025	2026	6 Year Total	
REET	Local	Funded	\$0	\$10,000	\$10,000	\$10,000	\$10,000	\$10,000	\$10,000	\$10,000	\$60,000	\$70,000
Total			\$0	\$10,000	\$10,000	\$10,000	\$10,000	\$10,000	\$10,000	\$10,000	\$60,000	\$70,000

*Status definitions

- Unidentified: Funding source has not yet been determined
- Identified: Funding source has been found, but not yet requested
- Applied: Grant or loan application has been submitted, or budget has been requested
- Awarded: Grant or loan has been offered but the contract has not yet been signed or budget has not yet been approved by Council
- Encumbered: Project contract has been signed and funds have been allocated to spend on the project

Street/Pedestrian and Bikeways

Centennial Trail, Mission Ave Gap Phase 2

STR-2016-77

Executive Summary

This project will make a safety improvement where the Centennial Trail crosses Mission Avenue by providing grade separation. This project will implement the recommendations of the feasibility study to bridge over Mission Avenue and tunnel under the railroad tracks to the south of Mission Ave.

Project Justification

This existing at-grade crossing is presently complex and risky with the volume of vehicles, bicyclists, and pedestrians and the non-intuitive nature of the crossing. The actual crossing location is often confused with the railroad tracks. Separation of pedestrian facilities from the traveled way is important to comfort and safety.

This project meets the following comprehensive plan goals and/or policies:

Meets TR Goals E. Respect natural & Community Assets and F. Enhance Public Health & Safety by improving upon the existing trail and providing safety enhancements that apply to all transportation modes.

Location

Other Location

Centennial Trail at Mission Ave, through Mission Park next to BNSF R/R tracks across Mission and East toward Upriver Drive

Project Status

Active

Project number: 2016141 Grant applications being sought.

External Factors

This project will fall after phase 1 which will install surface improvements.

Maintenance

Maintenance of capital facilities, buildings and infrastructure has an impact on a Department's operating budget, and thus routine maintenance costs for new and ongoing projects are identified in the table below.

	2021	2022	2023	2024	2025	2026	Total
Expected Annual Maintenance	\$0	\$0	\$0	\$0	\$0	\$0	\$0

Maintenance Comments

Street/Pedestrian and Bikeways

Centennial Trail, Mission Ave Gap Phase 2

STR-2016-77

Spending

Project Phase	Prior Spending	2020	Estimated Spending							Total
			2021	2022	2023	2024	2025	2026	6 Year Total	
Design	\$0	\$0	\$0	\$0	\$0	\$0	\$300,000	\$320,000	\$620,000	\$620,000
Land purchase	\$0	\$0	\$0	\$0	\$0	\$0	\$0	\$290,000	\$290,000	\$290,000
Total	\$0	\$0	\$0	\$0	\$0	\$0	\$300,000	\$610,000	\$910,000	\$910,000

Funding

Funding Name	Source	Status*	Prior Funding	2020	Estimated Funding							Total
					2021	2022	2023	2024	2025	2026	6 Year Total	
Redlight	Local	Funded	\$0	\$0	\$0	\$0	\$0	\$0	\$300,000	\$610,000	\$910,000	\$910,000
Total			\$0	\$0	\$0	\$0	\$0	\$0	\$300,000	\$610,000	\$910,000	\$910,000

- *Status definitions
- Unidentified: Funding source has not yet been determined
 - Identified: Funding source has been found, but not yet requested
 - Applied: Grant or loan application has been submitted, or budget has been requested
 - Awarded: Grant or loan has been offered but the contract has not yet been signed or budget has not yet been approved by Council
 - Encumbered: Project contract has been signed and funds have been allocated to spend on the project

Street/Pedestrian and Bikeways

Centennial Trail-Summit Blvd Gap, Boone Ave to Pettet Drive

STR-2017-17

Spending

Project Phase	Prior Spending	2020	Estimated Spending							Total
			2021	2022	2023	2024	2025	2026	6 Year Total	
Construction	\$0	\$2,000,000	\$948,667	\$0	\$0	\$0	\$0	\$0	\$948,667	\$2,948,667
Design	\$135,095	\$93,416	\$0	\$0	\$0	\$0	\$0	\$0	\$0	\$228,511
Land purchase	\$0	\$75,580	\$0	\$0	\$0	\$0	\$0	\$0	\$0	\$75,580
Total	\$135,095	\$2,168,996	\$948,667	\$0	\$0	\$0	\$0	\$0	\$948,667	\$3,252,758

Funding

Funding Name	Source	Status*	Prior Funding	2020	Estimated Funding							Total
					2021	2022	2023	2024	2025	2026	6 Year Total	
CMAQ	Federal	Funded	\$46,073	\$1,814,260	\$821,667	\$0	\$0	\$0	\$0	\$0	\$821,667	\$2,682,000
Levy	Local	Funded	\$89,022	\$354,736	\$127,000	\$0	\$0	\$0	\$0	\$0	\$127,000	\$570,758
Total			\$135,095	\$2,168,996	\$948,667	\$0	\$0	\$0	\$0	\$0	\$948,667	\$3,252,758

- *Status definitions
- Unidentified: Funding source has not yet been determined
 - Identified: Funding source has been found, but not yet requested
 - Applied: Grant or loan application has been submitted, or budget has been requested
 - Awarded: Grant or loan has been offered but the contract has not yet been signed or budget has not yet been approved by Council
 - Encumbered: Project contract has been signed and funds have been allocated to spend on the project

Street/Pedestrian and Bikeways**Cincinnati Greenway**

STR-2016-12

Executive Summary

Perform Greenway street enhancements to include new sidewalks where none exist, ADA compliance, distinctive Greenway information/directional signage, bike facilities, specific traffic signage and traffic calming elements. Also, crossing enhancements will be necessary at major intersections.

Project Justification

This project will be Spokane's first Greenway street, intended to promote healthy and safe non-motorized transportation options to access a variety of key destination points. This greenway corridor was selected and prioritized by a citizen advisory committee brought together specifically for that purpose in 2012.

This project meets the following comprehensive plan goals and/or policies:

Meets TR Goals A and B by creating a sense of place that is unique to a greenway, which prioritizes active modes of transportation.

Location

Other Location

Cincinnati Street from Spokane Falls Blvd to Euclid Ave

Project Status

Active

Project number: 2016081

Design to begin in 2018. Construction planned to begin in 2019.

External Factors

Adjacent street work on Hamilton Street will need to be sequenced carefully as both projects are scheduled to begin in 2019. This work also need to coordinate with STA's Central City Line work that will take place south of Mission Avenue.

Maintenance

Maintenance of capital facilities, buildings and infrastructure has an impact on a Department's operating budget, and thus routine maintenance costs for new and ongoing projects are identified in the table below.

	2021	2022	2023	2024	2025	2026	Total
Expected Annual Maintenance	\$11,500	\$11,500	\$0	\$0	\$0	\$0	\$69,000

Maintenance Comments

Street/Pedestrian and Bikeways

Cincinnati Greenway

STR-2016-12

Spending

Project Phase	Prior Spending	2020	Estimated Spending							Total
			2021	2022	2023	2024	2025	2026	6 Year Total	
Construction	\$0	\$775,000	\$58,000	\$0	\$0	\$0	\$0	\$0	\$58,000	\$833,000
Design	\$102,081	\$0	\$0	\$0	\$0	\$0	\$0	\$0	\$0	\$102,081
Total	\$102,081	\$775,000	\$58,000	\$0	\$0	\$0	\$0	\$0	\$58,000	\$935,081

Funding

Funding Name	Source	Status*	Prior Funding	2020	Estimated Funding							Total
					2021	2022	2023	2024	2025	2026	6 Year Total	
CMAQ	Federal	Funded	\$29,262	\$430,000	\$10,000	\$0	\$0	\$0	\$0	\$0	\$10,000	\$469,262
REET	Local	Funded	\$0	\$90,000	\$14,000	\$0	\$0	\$0	\$0	\$0	\$14,000	\$104,000
TBD	Local	Funded	\$72,819	\$255,000	\$34,000	\$0	\$0	\$0	\$0	\$0	\$34,000	\$361,819
Total			\$102,081	\$775,000	\$58,000	\$0	\$0	\$0	\$0	\$0	\$58,000	\$935,081

*Status definitions

- Unidentified: Funding source has not yet been determined
- Identified: Funding source has been found, but not yet requested
- Applied: Grant or loan application has been submitted, or budget has been requested
- Awarded: Grant or loan has been offered but the contract has not yet been signed or budget has not yet been approved by Council
- Encumbered: Project contract has been signed and funds have been allocated to spend on the project

Street/Pedestrian and Bikeways

Fish Lake Trail - Phase 3b

STR-2012-68

Executive Summary

Includes the remaining paving to reach Fish Lake as well as bridge construction over the railroads.

Project Justification

This trail will complete the gap that will provide 11 miles of trail connecting the City of Spokane and the City of Cheney. This system is identified in the Comprehensive plan as a corridor to preserve and improve.

This project meets the following comprehensive plan goals and/or policies:

Meets TR Goals B. Provide Transportation Choices and E. Respect natural & Community Assets by improving upon the trail length under ownership by the City, and opening that trail to public use, providing a transportation and recreation choice.

Location

Other Location

Fish Lake Trail, Queen Lucas Lake to Fish Lake

Project Status

Active

Project number: 2010048

Applications for Grant funding for construction.

External Factors

Funding for phase 3b is not yet secure. Negotiations with BNSF for aerial rights for bridges will take some time.

Maintenance

Maintenance of capital facilities, buildings and infrastructure has an impact on a Department's operating budget, and thus routine maintenance costs for new and ongoing projects are identified in the table below.

	2021	2022	2023	2024	2025	2026	Total
Expected Annual Maintenance	\$0	\$0	\$0	\$0	\$0	\$0	\$0

Maintenance Comments

Street/Pedestrian and Bikeways

Fish Lake Trail - Phase 3b

STR-2012-68

Spending

Project Phase	Prior Spending	2020	Estimated Spending							Total
			2021	2022	2023	2024	2025	2026	6 Year Total	
Construction	\$0	\$0	\$0	\$0	\$0	\$0	\$5,400,000	\$0	\$5,400,000	\$5,400,000
Design	\$0	\$0	\$0	\$0	\$0	\$350,000	\$0	\$0	\$350,000	\$350,000
Land purchase	\$0	\$0	\$0	\$0	\$0	\$250,000	\$0	\$0	\$250,000	\$250,000
Total	\$0	\$0	\$0	\$0	\$0	\$600,000	\$5,400,000	\$0	\$6,000,000	\$6,000,000

Funding

Funding Name	Source	Status*	Prior Funding	2020	Estimated Funding							Total
					2021	2022	2023	2024	2025	2026	6 Year Total	
Parks Grant	Unidentified	Unfunded	\$0	\$0	\$0	\$0	\$0	\$300,000	\$2,700,000	\$0	\$3,000,000	\$3,000,000
RCO	Identified	Unfunded	\$0	\$0	\$0	\$0	\$0	\$300,000	\$2,700,000	\$0	\$3,000,000	\$3,000,000
Total			\$0	\$0	\$0	\$0	\$0	\$600,000	\$5,400,000	\$0	\$6,000,000	\$6,000,000

*Status definitions

- Unidentified: Funding source has not yet been determined
- Identified: Funding source has been found, but not yet requested
- Applied: Grant or loan application has been submitted, or budget has been requested
- Awarded: Grant or loan has been offered but the contract has not yet been signed or budget has not yet been approved by Council
- Encumbered: Project contract has been signed and funds have been allocated to spend on the project

Street/Pedestrian and Bikeways

Fish Lake Trail to Centennial Trail Connection

STR-2016-22

Executive Summary

Design study to determine best route option for the Fish Lake trail extension to connect to the Centennial Trail at the existing Sandifur Bridge trailhead at Peoples' Park.

Project Justification

Study to review various trail routes and determine best option for project design and construction. This route will complete the connection between the existing Fish Lake Trail terminus and the Centennial Trail.

This project meets the following comprehensive plan goals and/or policies:

Meets TR Goals B. Provide Transportation Choices and E. Respect natural & Community Assets by connecting regional shared-use trails to extend these backbone active transport providers and maximize the utility of these existing community assets.

Location

Other Location

Fish Lake Trailhead at Milton/Lindeke to Centennial Trail via Sandifur Bridge.

Project Status

Active

Project number: 2016089

Study scheduled for 2019.

External Factors

Maintenance

Maintenance of capital facilities, buildings and infrastructure has an impact on a Department's operating budget, and thus routine maintenance costs for new and ongoing projects are identified in the table below.

	2021	2022	2023	2024	2025	2026	Total
Expected Annual Maintenance	\$0	\$0	\$0	\$0	\$0	\$0	\$0

Maintenance Comments

Street/Pedestrian and Bikeways**Fish Lake Trail to Centennial Trail Connection**

STR-2016-22

Spending

Project Phase	Prior Spending	2020	Estimated Spending							Total
			2021	2022	2023	2024	2025	2026	6 Year Total	
Design	\$0	\$0	\$90,000	\$0	\$0	\$0	\$150,000	\$0	\$240,000	\$240,000
Planning	\$0	\$150,000	\$10,000	\$0	\$0	\$0	\$0	\$0	\$10,000	\$160,000
Total	\$0	\$150,000	\$100,000	\$0	\$0	\$0	\$150,000	\$0	\$250,000	\$400,000

Funding

Funding Name	Source	Status*	Prior Funding	2020	Estimated Funding							Total
					2021	2022	2023	2024	2025	2026	6 Year Total	
Grant	Unidentified	Unfunded	\$0	\$0	\$0	\$0	\$0	\$0	\$100,000	\$0	\$100,000	\$100,000
Levy	Local	Funded	\$0	\$50,000	\$33,750	\$0	\$0	\$0	\$50,000	\$0	\$83,750	\$133,750
TAP	Federal	Funded	\$0	\$100,000	\$66,250	\$0	\$0	\$0	\$0	\$0	\$66,250	\$166,250
Total			\$0	\$150,000	\$100,000	\$0	\$0	\$0	\$150,000	\$0	\$250,000	\$400,000

***Status definitions**

- Unidentified: Funding source has not yet been determined
- Identified: Funding source has been found, but not yet requested
- Applied: Grant or loan application has been submitted, or budget has been requested
- Awarded: Grant or loan has been offered but the contract has not yet been signed or budget has not yet been approved by Council
- Encumbered: Project contract has been signed and funds have been allocated to spend on the project

Street/Pedestrian and Bikeways

Millwood Trail, from SCC to Felts Field

STR-2014-29

Spending

Project Phase	Prior Spending	2020	Estimated Spending							Total
			2021	2022	2023	2024	2025	2026	6 Year Total	
Design	\$0	\$0	\$0	\$0	\$0	\$100,000	\$250,000	\$170,000	\$520,000	\$520,000
Land purchase	\$0	\$0	\$0	\$0	\$0	\$0	\$300,000	\$0	\$300,000	\$300,000
Planning	\$144,340	\$0	\$0	\$0	\$0	\$0	\$0	\$0	\$0	\$144,340
Total	\$144,340	\$0	\$0	\$0	\$0	\$100,000	\$550,000	\$170,000	\$820,000	\$964,340

Funding

Funding Name	Source	Status*	Prior Funding	2020	Estimated Funding							Total
					2021	2022	2023	2024	2025	2026	6 Year Total	
CMAQ	Federal	Funded	\$117,058	\$0	\$0	\$0	\$0	\$0	\$0	\$0	\$0	\$117,058
Levy	Local	Funded	\$27,282	\$0	\$0	\$0	\$0	\$100,000	\$75,000	\$25,000	\$200,000	\$227,282
STBG-SA	Identified	Unfunded	\$0	\$0	\$0	\$0	\$0	\$0	\$475,000	\$145,000	\$620,000	\$620,000
Total			\$144,340	\$0	\$0	\$0	\$0	\$100,000	\$550,000	\$170,000	\$820,000	\$964,340

*Status definitions

- Unidentified: Funding source has not yet been determined
- Identified: Funding source has been found, but not yet requested
- Applied: Grant or loan application has been submitted, or budget has been requested
- Awarded: Grant or loan has been offered but the contract has not yet been signed or budget has not yet been approved by Council
- Encumbered: Project contract has been signed and funds have been allocated to spend on the project

Street/Pedestrian and Bikeways

North Gorge Trail STUDY - Post Bridge to Suspension Bridge

STR-2018-14

Executive Summary

A study of the type and placement requirements to connect a trail along the north bank of the river. A look into geotechnical, structural, and environmental requirements.

Project Justification

Connectivity of park and neighborhood assets is desirable.

This project meets the following comprehensive plan goals and/or policies:

Meets TR Goals A. Promote a Sense of Place, B. Provide Transportation Choices, and F. Enhance Public Health & Safety, by creating active transportation connections that the community can enjoy and take pride in while experiencing the natural assets of our City.

Location

Other Location

North bank of the Spokane River between the Post Bridge and the Suspension Pedestrian Bridge

Project Status

Active

Project number: 2018094

External Factors

Maintenance

Maintenance of capital facilities, buildings and infrastructure has an impact on a Department’s operating budget, and thus routine maintenance costs for new and ongoing projects are identified in the table below.

	2021	2022	2023	2024	2025	2026	Total
Expected Annual Maintenance	\$0	\$0	\$0	\$0	\$0	\$0	\$0

Maintenance Comments

Street/Pedestrian and Bikeways

North Gorge Trail STUDY - Post Bridge to Suspension Bridge

STR-2018-14

Spending

Project Phase	Prior Spending	2020	Estimated Spending							Total
			2021	2022	2023	2024	2025	2026	6 Year Total	
Planning	\$0	\$0	\$0	\$150,000	\$100,000	\$0	\$0	\$0	\$250,000	\$250,000
Total	\$0	\$0	\$0	\$150,000	\$100,000	\$0	\$0	\$0	\$250,000	\$250,000

Funding

Funding Name	Source	Status*	Prior Funding	2020	Estimated Funding							Total
					2021	2022	2023	2024	2025	2026	6 Year Total	
Levy	Local	Funded	\$0	\$0	\$0	\$150,000	\$100,000	\$0	\$0	\$0	\$250,000	\$250,000
Total			\$0	\$0	\$0	\$150,000	\$100,000	\$0	\$0	\$0	\$250,000	\$250,000

*Status definitions

- Unidentified: Funding source has not yet been determined
- Identified: Funding source has been found, but not yet requested
- Applied: Grant or loan application has been submitted, or budget has been requested
- Awarded: Grant or loan has been offered but the contract has not yet been signed or budget has not yet been approved by Council
- Encumbered: Project contract has been signed and funds have been allocated to spend on the project

Street/Pedestrian and Bikeways

North River Dr. Sidewalk - East of Washington St.

STR-2020-26

Executive Summary

Sidewalk infill from Washington Street to 900' east of Washington Street. Pavement repair and overlay and stormwater improvements within project limits.

Project Justification

A high pedestrian activity corridor that is lacking sidewalk for most of the project limits.

This project meets the following comprehensive plan goals and/or policies:

Meets TR Goal B. Provide Transportation Choices by connecting sidewalks in priority pedestrian areas, opening up better opportunities for pedestrian and ADA-compliant travel.

Location

Other Location

North River Drive and Washington Street to 900' east of Washington Street

Project Status

Active

Project Number: 2019179 Design 2020; Construction 2021

External Factors

Maintenance

Maintenance of capital facilities, buildings and infrastructure has an impact on a Department's operating budget, and thus routine maintenance costs for new and ongoing projects are identified in the table below.

	2021	2022	2023	2024	2025	2026	Total
Expected Annual Maintenance	\$0	\$0	\$0	\$0	\$0	\$0	\$0

Maintenance Comments

Street/Pedestrian and Bikeways

North River Dr. Sidewalk - East of Washington St.

STR-2020-26

Spending

Project Phase	Prior Spending	2020	Estimated Spending							Total
			2021	2022	2023	2024	2025	2026	6 Year Total	
Construction	\$0	\$0	\$1,121,032	\$0	\$0	\$0	\$0	\$0	\$1,121,032	\$1,121,032
Design	\$0	\$91,141	\$0	\$0	\$0	\$0	\$0	\$0	\$0	\$91,141
Land purchase	\$0	\$60,000	\$0	\$0	\$0	\$0	\$0	\$0	\$0	\$60,000
Total	\$0	\$151,141	\$1,121,032	\$0	\$0	\$0	\$0	\$0	\$1,121,032	\$1,272,173

Funding

Funding Name	Source	Status*	Prior Funding	2020	Estimated Funding							Total
					2021	2022	2023	2024	2025	2026	6 Year Total	
Levy	Local	Funded	\$0	\$121,066	\$751,107	\$0	\$0	\$0	\$0	\$0	\$751,107	\$872,173
TIB	State	Funded	\$0	\$30,075	\$369,925	\$0	\$0	\$0	\$0	\$0	\$369,925	\$400,000
Total			\$0	\$151,141	\$1,121,032	\$0	\$0	\$0	\$0	\$0	\$1,121,032	\$1,272,173

*Status definitions

- Unidentified: Funding source has not yet been determined
- Identified: Funding source has been found, but not yet requested
- Applied: Grant or loan application has been submitted, or budget has been requested
- Awarded: Grant or loan has been offered but the contract has not yet been signed or budget has not yet been approved by Council
- Encumbered: Project contract has been signed and funds have been allocated to spend on the project

Street/Pedestrian and Bikeways

Parking Environment Improvement Program

STR-2016-71

Executive Summary

Improve the parking environment in the downtown core by installing street furniture, way-finding, trees, lighting and electrical, tree grates, and by placing new sidewalk or replacing poor sidewalk. This funding program will also update downtown gateways and incorporate the 'Spokane Cultural Trail'.

Project Justification

Parking revenue will improve the atmosphere of downtown. Thus inviting more use and improving the downtown core of Spokane.

This project meets the following comprehensive plan goals and/or policies:

Meets TR Goal E. Respect natural & Community Assets by developing the parking and pedestrian connection to businesses downtown.

Location

Other Location

Downtown Core

Project Status

Active

This program conducts downtown beautification, participates in downtown core projects to extend goals of the Parking Advisory Committee (PAC),and directly funds special projects approved by the PAC. The first project, the Maple/Ash Gateway will be constructed with a SIP loan which PEIP funds will pay back until 2023 at a rate of \$125,000 per year.

External Factors

Guidance through the Parking Advisory Committee.

Maintenance

Maintenance of capital facilities, buildings and infrastructure has an impact on a Department's operating budget, and thus routine maintenance costs for new and ongoing projects are identified in the table below.

	2021	2022	2023	2024	2025	2026	Total
Expected Annual Maintenance	\$0	\$0	\$0	\$0	\$0	\$0	\$0

Maintenance Comments

Street/Pedestrian and Bikeways

Parking Environment Improvement Program

STR-2016-71

Spending

Project Phase	Prior Spending	2020	Estimated Spending							Total
			2021	2022	2023	2024	2025	2026	6 Year Total	
Construction	\$0	\$0	\$0	\$0	\$0	\$0	\$0	\$0	\$0	\$0
Planning	\$0	\$125,000	\$125,000	\$125,000	\$125,000	\$125,000	\$125,000	\$125,000	\$750,000	\$875,000
Total	\$0	\$125,000	\$125,000	\$125,000	\$125,000	\$125,000	\$125,000	\$125,000	\$750,000	\$875,000

Funding

Funding Name	Source	Status*	Prior Funding	2020	Estimated Funding							Total
					2021	2022	2023	2024	2025	2026	6 Year Total	
PEIP	Local	Funded	\$0	\$125,000	\$125,000	\$125,000	\$125,000	\$125,000	\$125,000	\$125,000	\$750,000	\$875,000
Total			\$0	\$125,000	\$125,000	\$125,000	\$125,000	\$125,000	\$125,000	\$125,000	\$750,000	\$875,000

- *Status definitions
- Unidentified: Funding source has not yet been determined
 - Identified: Funding source has been found, but not yet requested
 - Applied: Grant or loan application has been submitted, or budget has been requested
 - Awarded: Grant or loan has been offered but the contract has not yet been signed or budget has not yet been approved by Council
 - Encumbered: Project contract has been signed and funds have been allocated to spend on the project

Street/Pedestrian and Bikeways

South Gorge Trail Connection - Main Ave to CSO 26

STR-2018-20

Executive Summary

Trail connection along the rim of the south bank of the Spokane River that continues the South Gorge Trail under the Monroe Street Bridge to connect up to the plaza atop CSO 26.

Project Justification

This will fill one of the final gaps for the Spokane River Gorge loop trail.

This project meets the following comprehensive plan goals and/or policies:

Meets TR Goals A. Promote a Sense of Place, B. Provide Transportation Choices and E. Respect natural & Community Assets by connecting regional shared-use trails to expand the trail network and maximize the utility of these existing community assets.

Location

Other Location

North side of the Spokane Club between Main Avenue and the CSO 26 Plaza.

Project Status

Active

Project number: 2018097

External Factors

An easement will be required to cross the Spokane Club property along the river bank.

Maintenance

Maintenance of capital facilities, buildings and infrastructure has an impact on a Department's operating budget, and thus routine maintenance costs for new and ongoing projects are identified in the table below.

	2021	2022	2023	2024	2025	2026	Total
Expected Annual Maintenance	\$0	\$0	\$0	\$0	\$0	\$0	\$0

Maintenance Comments

Street/Pedestrian and Bikeways

South Gorge Trail Connection - Main Ave to CSO 26

STR-2018-20

Spending

Project Phase	Prior Spending	2020	Estimated Spending							Total
			2021	2022	2023	2024	2025	2026	6 Year Total	
Construction	\$0	\$0	\$0	\$0	\$0	\$0	\$1,250,000	\$0	\$1,250,000	\$1,250,000
Design	\$0	\$0	\$0	\$0	\$0	\$0	\$0	\$0	\$0	\$0
Total	\$0	\$0	\$0	\$0	\$0	\$0	\$1,250,000	\$0	\$1,250,000	\$1,250,000

Funding

Funding Name	Source	Status*	Prior Funding	2020	Estimated Funding							Total
					2021	2022	2023	2024	2025	2026	6 Year Total	
SIUE-RIVER	Local	Funded	\$0	\$0	\$0	\$0	\$0	\$0	\$1,250,000	\$0	\$1,250,000	\$1,250,000
Total			\$0	\$0	\$0	\$0	\$0	\$0	\$1,250,000	\$0	\$1,250,000	\$1,250,000

- *Status definitions
- Unidentified: Funding source has not yet been determined
 - Identified: Funding source has been found, but not yet requested
 - Applied: Grant or loan application has been submitted, or budget has been requested
 - Awarded: Grant or loan has been offered but the contract has not yet been signed or budget has not yet been approved by Council
 - Encumbered: Project contract has been signed and funds have been allocated to spend on the project

Street/Pedestrian and Bikeways

South University Gateway Bicycle E-W Linkage

STR-2019-35

Executive Summary

Implement feasible bicycle pathway connections across the Hamilton on/off ramp to reach the Downtown or the University Gateway Bridge. Implementation will depend on funding, but is tentatively scheduled for 2023.

Project Justification

The University Gateway Bridge provides new opportunities for bicycle travel to safely traverse from southeast Spokane into the University District and Downtown. However, further development of the bike network reaching the bridge from the neighborhood is needed to lower the stress of traversing through this part of town.

This project meets the following comprehensive plan goals and/or policies:

Meets Transportation Goals B. Provide Transportation Choices, C. Accommodate Access to Daily Needs and Priority Destinations, and F. Enhance Public Health & Safety by finding safe and effective pathways to connect to goods and services by active modes of transportation.

Location

Other Location

South University District and East Sprague area from Division Street to Perry Street and 2nd Avenue to MLK JR Way.

Project Status

Active

This project will follow the results of the similarly named Feasibility Study to implement the resulting recommendations.

External Factors

With the University Gateway Bridge now open to bicycle use, travel patterns are trackable.

Maintenance

Maintenance of capital facilities, buildings and infrastructure has an impact on a Department's operating budget, and thus routine maintenance costs for new and ongoing projects are identified in the table below.

	2021	2022	2023	2024	2025	2026	Total
Expected Annual Maintenance	\$0	\$0	\$0	\$0	\$0	\$0	\$0

Maintenance Comments

Street/Pedestrian and Bikeways

South University Gateway Bicycle E-W Linkage

STR-2019-35

Spending

Project Phase	Prior Spending	2020	Estimated Spending							Total
			2021	2022	2023	2024	2025	2026	6 Year Total	
Construction	\$0	\$0	\$0	\$0	\$0	\$2,720,000	\$0	\$0	\$2,720,000	\$2,720,000
Design	\$0	\$0	\$0	\$100,000	\$80,000	\$0	\$0	\$0	\$180,000	\$180,000
Land purchase	\$0	\$0	\$0	\$0	\$100,000	\$0	\$0	\$0	\$100,000	\$100,000
Total	\$0	\$0	\$0	\$100,000	\$180,000	\$2,720,000	\$0	\$0	\$3,000,000	\$3,000,000

Funding

Funding Name	Source	Status*	Prior Funding	2020	Estimated Funding							Total
					2021	2022	2023	2024	2025	2026	6 Year Total	
Levy	Local	Funded	\$0	\$0	\$0	\$100,000	\$180,000	\$2,720,000	\$0	\$0	\$3,000,000	\$3,000,000
Total			\$0	\$0	\$0	\$100,000	\$180,000	\$2,720,000	\$0	\$0	\$3,000,000	\$3,000,000

- *Status definitions
- Unidentified: Funding source has not yet been determined
 - Identified: Funding source has been found, but not yet requested
 - Applied: Grant or loan application has been submitted, or budget has been requested
 - Awarded: Grant or loan has been offered but the contract has not yet been signed or budget has not yet been approved by Council
 - Encumbered: Project contract has been signed and funds have been allocated to spend on the project

Street/Pedestrian and Bikeways

Sunset Highway Bike Path - Royal to Deer Heights - Design

STR-2016-13

Spending

Project Phase	Prior Spending	2020	Estimated Spending							Total
			2021	2022	2023	2024	2025	2026	6 Year Total	
Construction	\$0	\$0	\$0	\$0	\$0	\$3,100,000	\$0	\$0	\$3,100,000	\$3,100,000
Design	\$0	\$125,000	\$50,000	\$200,000	\$0	\$0	\$0	\$0	\$250,000	\$375,000
Land purchase	\$0	\$0	\$0	\$0	\$190,000	\$0	\$0	\$0	\$190,000	\$190,000
Total	\$0	\$125,000	\$50,000	\$200,000	\$190,000	\$3,100,000	\$0	\$0	\$3,540,000	\$3,665,000

Funding

Funding Name	Source	Status*	Prior Funding	2020	Estimated Funding							Total
					2021	2022	2023	2024	2025	2026	6 Year Total	
CMAQ	Federal	Funded	\$0	\$100,000	\$35,000	\$165,000	\$0	\$0	\$0	\$0	\$200,000	\$300,000
Levy	Local	Funded	\$0	\$25,000	\$15,000	\$35,000	\$25,000	\$425,000	\$0	\$0	\$500,000	\$525,000
STBG-SA	Identified	Unfunded	\$0	\$0	\$0	\$0	\$165,000	\$2,675,000	\$0	\$0	\$2,840,000	\$2,840,000
Total			\$0	\$125,000	\$50,000	\$200,000	\$190,000	\$3,100,000	\$0	\$0	\$3,540,000	\$3,665,000

- *Status definitions
- Unidentified: Funding source has not yet been determined
 - Identified: Funding source has been found, but not yet requested
 - Applied: Grant or loan application has been submitted, or budget has been requested
 - Awarded: Grant or loan has been offered but the contract has not yet been signed or budget has not yet been approved by Council
 - Encumbered: Project contract has been signed and funds have been allocated to spend on the project

Street/Street Capital

12th Ave. - Deer Heights Rd. to Flint Rd.

STR-2020-22

Executive Summary

Construct new arterial roadway from Deer Heights Road to Flint Road, connecting to existing 12th Avenue within Airway Heights at Deer Heights Road.

Project Justification

Improve and increase east-west traffic capacity. Provide an alternative route to Highway 2.

This project meets the following comprehensive plan goals and/or policies:

TR Goal B: Provide Transportation Choices; TR Goal D: Promote Economic Opportunity

Location

Other Location

12th Ave. from Deer Heights Rd. to Flint Rd.

Project Status

Active

Project planning underway by West Plains PDA.

External Factors

Securing additional funding for construction.

Maintenance

Maintenance of capital facilities, buildings and infrastructure has an impact on a Department's operating budget, and thus routine maintenance costs for new and ongoing projects are identified in the table below.

	2021	2022	2023	2024	2025	2026	Total
Expected Annual Maintenance	\$0	\$0	\$0	\$0	\$0	\$0	\$0

Maintenance Comments

Street/Street Capital

12th Ave. - Deer Heights Rd. to Flint Rd.

STR-2020-22

Spending

Project Phase	Prior Spending	2020	Estimated Spending							Total
			2021	2022	2023	2024	2025	2026	6 Year Total	
Construction	\$0	\$0	\$0	\$0	\$3,700,000	\$0	\$0	\$0	\$7,400,000	\$7,400,000
Design	\$0	\$0	\$50,000	\$250,000	\$0	\$0	\$0	\$0	\$600,000	\$600,000
Total	\$0	\$0	\$100,000	\$500,000	\$7,400,000	\$0	\$0	\$0	\$8,000,000	\$8,000,000

Funding

Funding Name	Source	Status*	Prior Funding	2020	Estimated Funding							Total
					2021	2022	2023	2024	2025	2026	6 Year Total	
Grant	Unidentified	Unfunded	\$0	\$0	\$0	\$200,000	\$3,200,000	\$0	\$0	\$0	\$3,400,000	\$3,400,000
PDA	Local	Funded	\$0	\$0	\$50,000	\$0	\$0	\$0	\$0	\$0	\$50,000	\$50,000
Private	Unidentified	Unfunded	\$0	\$0	\$0	\$50,000	\$500,000	\$0	\$0	\$0	\$550,000	\$550,000
Total			\$0	\$0	\$50,000	\$250,000	\$3,700,000	\$0	\$0	\$0	\$4,000,000	\$4,000,000

*Status definitions

- Unidentified: Funding source has not yet been determined
- Identified: Funding source has been found, but not yet requested
- Applied: Grant or loan application has been submitted, or budget has been requested
- Awarded: Grant or loan has been offered but the contract has not yet been signed or budget has not yet been approved by Council
- Encumbered: Project contract has been signed and funds have been allocated to spend on the project

Street/Street Capital

1st Avenue, Maple St to Monroe St

STR-2016-25

Executive Summary

Construct full depth roadway, repair sidewalk, provide for bike facilities, and upgrade signals & lighting. Integrate with utilities to include replacement of water main from Madison to Howard Streets. Also coordinate to complement Spokane Transit's Central City Line. Implement APS updates.

Project Justification

This section of roadway and utility infrastructure is in need of rehabilitation. Vaulted sidewalks are in need of attention to reduce risk of failure.

This project meets the following comprehensive plan goals and/or policies:

Meets TR Goal D. Promote Economic Opportunity in supporting functionality of the CCL. Accommodates access to daily needs through a variety of transportation choices; meeting TR Goals B. Provide Transportation Choices and C. Accommodate Access to Daily Needs and Priority Destinations.

Location

Other Location

First Avenue between Maple Street and Monroe Street.

Project Status

Active

Project 2016091

Scoping to begin in 2024; Design in 2026; Construction in 2027.

Candidate for Alternative Delivery

External Factors

Grant funds will be required to move into the construction phase.

Maintenance

Maintenance of capital facilities, buildings and infrastructure has an impact on a Department's operating budget, and thus routine maintenance costs for new and ongoing projects are identified in the table below.

	2021	2022	2023	2024	2025	2026	Total
Expected Annual Maintenance	\$0	\$0	\$0	\$0	\$0	\$0	\$0

Maintenance Comments

Street/Street Capital
1st Avenue, Maple St to Monroe St
STR-2016-25

Spending

Project Phase	Prior Spending	2020	Estimated Spending							Total
			2021	2022	2023	2024	2025	2026	6 Year Total	
Design	\$0	\$0	\$0	\$0	\$0	\$0	\$0	\$0	\$0	\$0
Planning	\$0	\$0	\$0	\$0	\$0	\$0	\$15,000	\$0	\$15,000	\$15,000
Total	\$0	\$0	\$0	\$0	\$0	\$0	\$15,000	\$0	\$15,000	\$15,000

Funding

Funding Name	Source	Status*	Prior Funding	2020	Estimated Funding							Total
					2021	2022	2023	2024	2025	2026	6 Year Total	
Levy	Local	Funded	\$0	\$0	\$0	\$0	\$0	\$0	\$15,000	\$0	\$15,000	\$15,000
Total			\$0	\$0	\$0	\$0	\$0	\$0	\$15,000	\$0	\$15,000	\$15,000

- *Status definitions
- Unidentified: Funding source has not yet been determined
 - Identified: Funding source has been found, but not yet requested
 - Applied: Grant or loan application has been submitted, or budget has been requested
 - Awarded: Grant or loan has been offered but the contract has not yet been signed or budget has not yet been approved by Council
 - Encumbered: Project contract has been signed and funds have been allocated to spend on the project

Street/Street Capital

1st Avenue, Monroe St to Wall St

STR-2017-6

Spending

Project Phase	Prior Spending	2020	Estimated Spending							Total
			2021	2022	2023	2024	2025	2026	6 Year Total	
Planning	\$0	\$0	\$0	\$0	\$0	\$0	\$15,000	\$0	\$15,000	\$15,000
Total	\$0	\$0	\$0	\$0	\$0	\$0	\$15,000	\$0	\$15,000	\$15,000

Funding

Funding Name	Source	Status*	Prior Funding	2020	Estimated Funding							Total
					2021	2022	2023	2024	2025	2026	6 Year Total	
Levy	Local	Funded	\$0	\$0	\$0	\$0	\$0	\$0	\$15,000	\$0	\$15,000	\$15,000
Total			\$0	\$0	\$0	\$0	\$0	\$0	\$15,000	\$0	\$15,000	\$15,000

*Status definitions

- Unidentified: Funding source has not yet been determined
- Identified: Funding source has been found, but not yet requested
- Applied: Grant or loan application has been submitted, or budget has been requested
- Awarded: Grant or loan has been offered but the contract has not yet been signed or budget has not yet been approved by Council
- Encumbered: Project contract has been signed and funds have been allocated to spend on the project

Street/Street Capital

1st Avenue, Wall St to Bernard St

STR-2017-87

Executive Summary

Construct full depth roadway, repair sidewalk, provide for bike facilities, and upgrade signals & lighting. Integrate with utilities to include replacement of water main from Madison to Howard Streets. Also coordinate to complement Spokane Transit's Central City Line. Implement APS updates.

Project Justification

This section of roadway and utility infrastructure is deteriorating and is in need of rehabilitation. Vaulted sidewalks are in need of attention to reduce risk of failure.

This project meets the following comprehensive plan goals and/or policies:

Meets TR Goal D. Promote Economic Opportunity in supporting functionality of the CCL. Accommodates access to daily needs through a variety of transportation choices; meeting TR Goals B. Provide Transportation Choices and C. Accommodate Access to Daily Needs and Priority Destinations.

Location

Other Location

First Avenue between Wall Street and Bernard Street.

Project Status

Active

Project number: 2017079

Scoping to begin in 2024; Design in 2028

External Factors

Grant funds will be required to move into the construction phase.

Maintenance

Maintenance of capital facilities, buildings and infrastructure has an impact on a Department's operating budget, and thus routine maintenance costs for new and ongoing projects are identified in the table below.

	2021	2022	2023	2024	2025	2026	Total
Expected Annual Maintenance	\$0	\$0	\$0	\$0	\$0	\$0	\$0

Maintenance Comments

Street/Street Capital

1st Avenue, Wall St to Bernard St

STR-2017-87

Spending

Project Phase	Prior Spending	2020	Estimated Spending							Total
			2021	2022	2023	2024	2025	2026	6 Year Total	
Planning	\$0	\$0	\$0	\$0	\$0	\$0	\$15,000	\$0	\$15,000	\$15,000
Total	\$0	\$0	\$0	\$0	\$0	\$0	\$15,000	\$0	\$15,000	\$15,000

Funding

Funding Name	Source	Status*	Prior Funding	2020	Estimated Funding							Total
					2021	2022	2023	2024	2025	2026	6 Year Total	
Levy	Local	Funded	\$0	\$0	\$0	\$0	\$0	\$0	\$15,000	\$0	\$15,000	\$15,000
Total			\$0	\$0	\$0	\$0	\$0	\$0	\$15,000	\$0	\$15,000	\$15,000

*Status definitions

- Unidentified: Funding source has not yet been determined
- Identified: Funding source has been found, but not yet requested
- Applied: Grant or loan application has been submitted, or budget has been requested
- Awarded: Grant or loan has been offered but the contract has not yet been signed or budget has not yet been approved by Council
- Encumbered: Project contract has been signed and funds have been allocated to spend on the project

Street/Street Capital
27th Avenue – SE Blvd to Ray
STR-2018-7

Executive Summary

Construct full depth roadway, repair sidewalk, and utility updates. Potential communication conduit and cable improvements.

Project Justification

Roadway and utility deterioration require attention.

This project meets the following comprehensive plan goals and/or policies:

Meets TR Goals B. Provide Transportation Choices and D. Promote Economic Opportunity by incorporating better transportation choices to all users while supporting the surrounding development potential.

Location

Other Location
27th Avenue between Southeast Boulevard and Ray Street

Project Status

Active
Project number: 2018087

External Factors

Maintenance

Maintenance of capital facilities, buildings and infrastructure has an impact on a Department’s operating budget, and thus routine maintenance costs for new and ongoing projects are identified in the table below.

	2021	2022	2023	2024	2025	2026	Total
Expected Annual Maintenance	\$0	\$0	\$0	\$0	\$0	\$0	\$0

Maintenance Comments

Street/Street Capital**27th Avenue – SE Blvd to Ray**

STR-2018-7

Spending

Project Phase	Prior Spending	2020	Estimated Spending							Total
			2021	2022	2023	2024	2025	2026	6 Year Total	
Construction	\$0	\$0	\$0	\$0	\$0	\$3,450,000	\$0	\$0	\$3,450,000	\$3,450,000
Design	\$0	\$0	\$0	\$0	\$250,000	\$0	\$0	\$0	\$250,000	\$250,000
Total	\$0	\$0	\$0	\$0	\$250,000	\$3,450,000	\$0	\$0	\$3,700,000	\$3,700,000

Funding

Funding Name	Source	Status*	Prior Funding	2020	Estimated Funding							Total
					2021	2022	2023	2024	2025	2026	6 Year Total	
Grant	Unidentified	Unfunded	\$0	\$0	\$0	\$0	\$166,675	\$2,300,115	\$0	\$0	\$2,466,790	\$2,466,790
Levy	Local	Funded	\$0	\$0	\$0	\$0	\$83,325	\$1,149,885	\$0	\$0	\$1,233,210	\$1,233,210
Total			\$0	\$0	\$0	\$0	\$250,000	\$3,450,000	\$0	\$0	\$3,700,000	\$3,700,000

***Status definitions**

- Unidentified: Funding source has not yet been determined
- Identified: Funding source has been found, but not yet requested
- Applied: Grant or loan application has been submitted, or budget has been requested
- Awarded: Grant or loan has been offered but the contract has not yet been signed or budget has not yet been approved by Council
- Encumbered: Project contract has been signed and funds have been allocated to spend on the project

Street/Street Capital

4th Avenue, Sunset Hwy to Maple St

STR-2016-30

Executive Summary

Construct full depth roadway, repair sidewalk. This project will also replace a segment of the water distribution main, provide for stormwater separation, replace electrical, lighting and upgrade signals at Maple to include APS as needed.

Project Justification

This section of roadway and infrastructure is deteriorating and is need of rehabilitation.

This project meets the following comprehensive plan goals and/or policies:

Meets TR Goals C. Accommodate Access to Daily Needs and Priority Destinations and E. Respect natural & Community Assets by accommodating access to daily needs. Also, as an integrated project, this investment maximizes public benefit; TR Goal G. Maximize Public Benefits and Fiscal Responsibility.

Location

Other Location

4th Avenue between Sunset Hwy and Maple Street

Project Status

Active

Project number: 2016095

Design: 2022; Construction: 2023

External Factors

Grant funds will be required to move into the construction phase.

Maintenance

Maintenance of capital facilities, buildings and infrastructure has an impact on a Department's operating budget, and thus routine maintenance costs for new and ongoing projects are identified in the table below.

	2021	2022	2023	2024	2025	2026	Total
Expected Annual Maintenance	\$0	\$0	\$0	\$0	\$0	\$0	\$0

Maintenance Comments

Street/Street Capital

4th Avenue, Sunset Hwy to Maple St

STR-2016-30

Spending

Project Phase	Prior Spending	2020	Estimated Spending							Total
			2021	2022	2023	2024	2025	2026	6 Year Total	
Construction	\$0	\$0	\$0	\$0	\$2,800,000	\$0	\$0	\$0	\$2,800,000	\$2,800,000
Design	\$0	\$0	\$0	\$280,000	\$0	\$0	\$0	\$0	\$280,000	\$280,000
Total	\$0	\$0	\$0	\$280,000	\$2,800,000	\$0	\$0	\$0	\$3,080,000	\$3,080,000

Funding

Funding Name	Source	Status*	Prior Funding	2020	Estimated Funding							Total
					2021	2022	2023	2024	2025	2026	6 Year Total	
Levy	Local	Funded	\$0	\$0	\$0	\$95,000	\$935,000	\$0	\$0	\$0	\$1,030,000	\$1,030,000
TIB	Identified	Unfunded	\$0	\$0	\$0	\$185,000	\$1,865,000	\$0	\$0	\$0	\$2,050,000	\$2,050,000
Total			\$0	\$0	\$0	\$280,000	\$2,800,000	\$0	\$0	\$0	\$3,080,000	\$3,080,000

- *Status definitions
- Unidentified: Funding source has not yet been determined
 - Identified: Funding source has been found, but not yet requested
 - Applied: Grant or loan application has been submitted, or budget has been requested
 - Awarded: Grant or loan has been offered but the contract has not yet been signed or budget has not yet been approved by Council
 - Encumbered: Project contract has been signed and funds have been allocated to spend on the project

Street/Street Capital
Aubrey L. White Parkway, Downriver to Treatment Plant
STR-2018-17

Executive Summary

Roadway reconstruction to include updates to retaining walls and stormwater management, as necessary.

Project Justification

Roadway and drainage conditions have deteriorated and need to be addressed.

This project meets the following comprehensive plan goals and/or policies:

Meets TR Goals C. Accommodate Access to Daily Needs and Priority Destinations and G. Maximize Public Benefits and Fiscal Responsibility With Integration by accommodating roadway access and taking care of the assets of our community while updating an access point to wastewater facilities.

Location

Other Location

Aubrey L White Parkway between Downriver Drive and the Wastewater Treatment Plant

Project Status

Active

Project number: 2018096

External Factors

Work funded largely through wastewater treatment plant operations.

Maintenance

Maintenance of capital facilities, buildings and infrastructure has an impact on a Department's operating budget, and thus routine maintenance costs for new and ongoing projects are identified in the table below.

	2021	2022	2023	2024	2025	2026	Total
Expected Annual Maintenance	\$0	\$0	\$0	\$0	\$0	\$0	\$0

Maintenance Comments

Street/Street Capital

Aubrey L. White Parkway, Downriver to Treatment Plant

STR-2018-17

Spending

Project Phase	Prior Spending	2020	Estimated Spending							Total
			2021	2022	2023	2024	2025	2026	6 Year Total	
Construction	\$0	\$0	\$0	\$1,000,000	\$0	\$0	\$0	\$0	\$1,000,000	\$1,000,000
Total	\$0	\$0	\$0	\$1,000,000	\$0	\$0	\$0	\$0	\$1,000,000	\$1,000,000

Funding

Funding Name	Source	Status*	Prior Funding	2020	Estimated Funding							Total
					2021	2022	2023	2024	2025	2026	6 Year Total	
Levy	Local	Funded	\$0	\$0	\$0	\$1,000,000	\$0	\$0	\$0	\$0	\$1,000,000	\$1,000,000
Total			\$0	\$0	\$0	\$1,000,000	\$0	\$0	\$0	\$0	\$1,000,000	\$1,000,000

- *Status definitions
- Unidentified: Funding source has not yet been determined
 - Identified: Funding source has been found, but not yet requested
 - Applied: Grant or loan application has been submitted, or budget has been requested
 - Awarded: Grant or loan has been offered but the contract has not yet been signed or budget has not yet been approved by Council
 - Encumbered: Project contract has been signed and funds have been allocated to spend on the project

Street/Street Capital

Broadway Avenue – Cedar to Post

STR-2018-10

Executive Summary

Construct full depth roadway, repair sidewalk, communication conduit and cable, signal and utility updates. Implement APS updates as appropriate.

Project Justification

Roadway and utility deterioration require attention.

This project meets the following comprehensive plan goals and/or policies:

Meets TR Goals B. Provide Transportation Choices and D. Promote Economic Opportunity by incorporating better transportation choices to all users while supporting the surrounding development potential.

Location

Other Location

Broadway Avenue between Cedar Street and Post Street (initial phase). Future phases to cover Summit Blvd to Cedar St.

Project Status

Active

Project number: 2018090

External Factors

Time around local development projects.

Maintenance

Maintenance of capital facilities, buildings and infrastructure has an impact on a Department's operating budget, and thus routine maintenance costs for new and ongoing projects are identified in the table below.

	2021	2022	2023	2024	2025	2026	Total
Expected Annual Maintenance	\$0	\$0	\$0	\$0	\$0	\$0	\$0

Maintenance Comments

Street/Street Capital

Broadway Avenue – Cedar to Post

STR-2018-10

Spending

Project Phase	Prior Spending	2020	Estimated Spending							Total
			2021	2022	2023	2024	2025	2026	6 Year Total	
Construction	\$0	\$0	\$0	\$0	\$0	\$0	\$7,100,000	\$0	\$7,100,000	\$7,100,000
Design	\$0	\$0	\$0	\$0	\$0	\$770,000	\$0	\$0	\$770,000	\$770,000
Planning	\$0	\$0	\$0	\$15,000	\$0	\$0	\$0	\$0	\$15,000	\$15,000
Total	\$0	\$0	\$0	\$15,000	\$0	\$770,000	\$7,100,000	\$0	\$7,885,000	\$7,885,000

Funding

Funding Name	Source	Status*	Prior Funding	2020	Estimated Funding							Total
					2021	2022	2023	2024	2025	2026	6 Year Total	
Grant	Unidentified	Unfunded	\$0	\$0	\$0	\$0	\$0	\$510,000	\$4,730,000	\$0	\$5,240,000	\$5,240,000
Levy	Local	Funded	\$0	\$0	\$0	\$15,000	\$0	\$260,000	\$2,370,000	\$0	\$2,645,000	\$2,645,000
Total			\$0	\$0	\$0	\$15,000	\$0	\$770,000	\$7,100,000	\$0	\$7,885,000	\$7,885,000

*Status definitions

- Unidentified: Funding source has not yet been determined
- Identified: Funding source has been found, but not yet requested
- Applied: Grant or loan application has been submitted, or budget has been requested
- Awarded: Grant or loan has been offered but the contract has not yet been signed or budget has not yet been approved by Council
- Encumbered: Project contract has been signed and funds have been allocated to spend on the project

Street/Street Capital**Flexible Arterial Maintenance Program**

STR-2019-88

Executive Summary

This program allows local capital street dollars that are scheduled for a given year to be re-assigned to maintenance activities when an anticipated grant is not awarded. The original capital projects that fall into this situation will be postponed for future grant opportunities.

Project Justification

The investment premise for the 2014 Street Levy was to improve our arterial street network condition through capital and maintenance activities. This program holds an emphasis on the importance of preserving our streets as possible through timely investments.

This project meets the following comprehensive plan goals and/or policies:

Meets Transportation goals C. Accommodate Access to Daily Needs and Priority Destinations, and E. Respect natural & Community Assets by maintaining the roadway system in serviceable condition.

Location

Other Location

Various arterial streets.

Project Status

Active

Project selections will occur late in a year; given that anticipated grant dollars end up not being awarded. Dollars shown here-in are transferred to the Street Maintenance program.

External Factors

This funding will be programmed as it comes available. The programming will lean on the prioritization processes that select maintenance projects, and will thus accelerate the overall maintenance program.

Maintenance

Maintenance of capital facilities, buildings and infrastructure has an impact on a Department's operating budget, and thus routine maintenance costs for new and ongoing projects are identified in the table below.

	2021	2022	2023	2024	2025	2026	Total
Expected Annual Maintenance	\$0	\$0	\$0	\$0	\$0	\$0	\$0

Maintenance Comments

Street/Street Capital

Flexible Arterial Maintenance Program

STR-2019-88

Spending

Project Phase	Prior Spending	2020	Estimated Spending							Total
			2021	2022	2023	2024	2025	2026	6 Year Total	
Construction	\$0	\$0	\$550,000	\$500,000	\$1,500,000	\$2,000,000	\$3,000,000	\$2,000,000	\$9,550,000	\$9,550,000
Total	\$0	\$0	\$550,000	\$500,000	\$1,500,000	\$2,000,000	\$3,000,000	\$2,000,000	\$9,550,000	\$9,550,000

Funding

Funding Name	Source	Status*	Prior Funding	2020	Estimated Funding							Total
					2021	2022	2023	2024	2025	2026	6 Year Total	
Levy	Local	Funded	\$0	\$0	\$550,000	\$500,000	\$1,500,000	\$2,000,000	\$3,000,000	\$2,000,000	\$9,550,000	\$9,550,000
Total			\$0	\$0	\$550,000	\$500,000	\$1,500,000	\$2,000,000	\$3,000,000	\$2,000,000	\$9,550,000	\$9,550,000

*Status definitions

- Unidentified: Funding source has not yet been determined
- Identified: Funding source has been found, but not yet requested
- Applied: Grant or loan application has been submitted, or budget has been requested
- Awarded: Grant or loan has been offered but the contract has not yet been signed or budget has not yet been approved by Council
- Encumbered: Project contract has been signed and funds have been allocated to spend on the project

Street/Street Capital

Fort George Wright, Government Way to River

STR-2016-31

Executive Summary

Construct full depth roadway and repair sidewalk. Project will replace the water main, separate stormwater, upgrade lighting and communication. Incorporate area plan: lane reconfiguration, signals, enhance transit, bicycle, and pedestrian routing as appropriate. Include APS as appropriate at signals

Project Justification

This section of roadway and infrastructure is deteriorating and is need of rehabilitation.

This project meets the following comprehensive plan goals and/or policies:

Meets TR Goals B. Provide Transportation Choices and C. Accommodate Access to Daily Needs and Priority Destinations by improving upon all modes of transportation while accommodating access to priority destinations.

Location

Other Location

Fort George Wright between Government Way and the Spokane River

Project Status

Active

Project number: 2016096

Scoping in 2022; Design in 2023; Construction 2025 - 2026

External Factors

A planning effort around Land Use is progressing. This includes consideration for safety, STA routing, and future development potential. Initial results point to a very different cross section than what exists today. Traffic signals are also under consideration to accommodate future system requirements. Incorporate these planning efforts as project is chartered for design. Grant funds will be required to move into the construction phase.

Maintenance

Maintenance of capital facilities, buildings and infrastructure has an impact on a Department's operating budget, and thus routine maintenance costs for new and ongoing projects are identified in the table below.

	2021	2022	2023	2024	2025	2026	Total
Expected Annual Maintenance	\$10,000	\$10,000	\$0	\$0	\$0	\$0	\$60,000

Maintenance Comments

Street/Street Capital

Fort George Wright, Government Way to River

STR-2016-31

Spending

Project Phase	Prior Spending	2020	Estimated Spending							Total
			2021	2022	2023	2024	2025	2026	6 Year Total	
Construction	\$0	\$0	\$0	\$0	\$0	\$0	\$0	\$4,500,000	\$4,500,000	\$4,500,000
Design	\$0	\$0	\$0	\$0	\$0	\$540,000	\$560,000	\$0	\$1,100,000	\$1,100,000
Planning	\$0	\$0	\$0	\$0	\$20,000	\$0	\$0	\$0	\$20,000	\$20,000
Total	\$0	\$0	\$0	\$0	\$20,000	\$540,000	\$560,000	\$4,500,000	\$5,620,000	\$5,620,000

Funding

Funding Name	Source	Status*	Prior Funding	2020	Estimated Funding							Total
					2021	2022	2023	2024	2025	2026	6 Year Total	
Levy	Local	Funded	\$0	\$0	\$0	\$0	\$20,000	\$180,000	\$190,000	\$1,500,000	\$1,890,000	\$1,890,000
STBG	Identified	Unfunded	\$0	\$0	\$0	\$0	\$0	\$180,000	\$185,000	\$1,500,000	\$1,865,000	\$1,865,000
TIB	Identified	Unfunded	\$0	\$0	\$0	\$0	\$0	\$180,000	\$185,000	\$1,500,000	\$1,865,000	\$1,865,000
Total			\$0	\$0	\$0	\$0	\$20,000	\$540,000	\$560,000	\$4,500,000	\$5,620,000	\$5,620,000

- *Status definitions
- Unidentified: Funding source has not yet been determined
 - Identified: Funding source has been found, but not yet requested
 - Applied: Grant or loan application has been submitted, or budget has been requested
 - Awarded: Grant or loan has been offered but the contract has not yet been signed or budget has not yet been approved by Council
 - Encumbered: Project contract has been signed and funds have been allocated to spend on the project

Street/Street Capital

Freya Street, Garland Avenue to Francis Avenue

STR-2017-8

Executive Summary

Construct full depth roadway with drainage to bio-infiltration facilities aside the roadway. Roadway width is minimal, although intersections to be built for industrial freight movement. This implementation is a target investment strategy. Project split at Wellesley for delivery in two phases.

Project Justification

This project will prepare Freya Street to function in the capacity of the surrounding Industrial usage. Zoning and environmental improvements on adjacent properties are preparing this area for future development. These street improvements will facilitate such opportunities.

This project meets the following comprehensive plan goals and/or policies:

Meets TR Goals C. Accommodate Access to Daily Needs and Priority Destinations and D. Promote Economic Opportunity by accommodating access to daily needs through reconstruction that will support the freight network for this industrial area.

Location

Other Location

Freya Street between Garland Avenue and Francis Avenue Phase break at Wellesley with first phase to the north.

Project Status

Active

Project Number: 2017081

Design in 2024; Construction to begin in 2025

External Factors

The area planning and environmental improvements continue to evolve and generate interest for prospective developments. The readiness of a large-scale development in the project vicinity could influence accelerated project delivery.

Maintenance

Maintenance of capital facilities, buildings and infrastructure has an impact on a Department's operating budget, and thus routine maintenance costs for new and ongoing projects are identified in the table below.

	2021	2022	2023	2024	2025	2026	Total
Expected Annual Maintenance	\$0	\$0	\$0	\$0	\$0	\$0	\$0

Maintenance Comments

Street/Street Capital

Freya Street, Garland Avenue to Francis Avenue

STR-2017-8

Spending

Project Phase	Prior Spending	2020	Estimated Spending							Total
			2021	2022	2023	2024	2025	2026	6 Year Total	
Construction	\$0	\$0	\$0	\$0	\$0	\$0	\$0	\$6,500,000	\$6,500,000	\$6,500,000
Design	\$0	\$0	\$0	\$0	\$0	\$300,000	\$380,000	\$0	\$680,000	\$680,000
Land purchase	\$0	\$0	\$0	\$0	\$0	\$0	\$100,000	\$0	\$100,000	\$100,000
Total	\$0	\$0	\$0	\$0	\$0	\$300,000	\$480,000	\$6,500,000	\$7,280,000	\$7,280,000

Funding

Funding Name	Source	Status*	Prior Funding	2020	Estimated Funding							Total
					2021	2022	2023	2024	2025	2026	6 Year Total	
FMSIB	Identified	Unfunded	\$0	\$0	\$0	\$0	\$0	\$200,000	\$320,000	\$4,330,000	\$4,850,000	\$4,850,000
REET	Local	Funded	\$0	\$0	\$0	\$0	\$0	\$100,000	\$160,000	\$2,170,000	\$2,430,000	\$2,430,000
Total			\$0	\$0	\$0	\$0	\$0	\$300,000	\$480,000	\$6,500,000	\$7,280,000	\$7,280,000

*Status definitions

- Unidentified: Funding source has not yet been determined
- Identified: Funding source has been found, but not yet requested
- Applied: Grant or loan application has been submitted, or budget has been requested
- Awarded: Grant or loan has been offered but the contract has not yet been signed or budget has not yet been approved by Council
- Encumbered: Project contract has been signed and funds have been allocated to spend on the project

Street/Street Capital**Geiger Road from Medical Lake Interchange to Grove Road Int**

STR-2019-23

Executive Summary

Street and utility reconstruction of the Geiger Road as part of a multi-jurisdictional project. Phase 1 construction is happening in 2019 and Phase 2 is scheduled to begin in 2020.

Project Justification

Integrated multi-jurisdictional coordination to facilitate further economic development opportunities.

This project meets the following comprehensive plan goals and/or policies:

Meets Transportation goal G. Maximize Public Benefits and Fiscal Responsibility With Integration by working with Spokane County and WSDOT to deliver street and utility upgrades to promote economic opportunity.

Location

Other Location

Geiger Road from Medical Lake interchange to Grove Road Interchange

Project Status

Active

Project Number: 2019067 Phase 1 construction in 2019 and Phase 2 in 2020. Spokane County is lead on the project.

External Factors**Maintenance**

Maintenance of capital facilities, buildings and infrastructure has an impact on a Department's operating budget, and thus routine maintenance costs for new and ongoing projects are identified in the table below.

	2021	2022	2023	2024	2025	2026	Total
Expected Annual Maintenance	\$0	\$0	\$0	\$0	\$0	\$0	\$0

Maintenance Comments

Street/Street Capital

Geiger Road from Medical Lake Interchange to Grove Road Int

STR-2019-23

Spending

Project Phase	Prior Spending	2020	Estimated Spending							Total
			2021	2022	2023	2024	2025	2026	6 Year Total	
Construction	\$0	\$500,000	\$200,000	\$0	\$0	\$0	\$0	\$0	\$200,000	\$700,000
Total	\$0	\$500,000	\$200,000	\$0	\$0	\$0	\$0	\$0	\$200,000	\$700,000

Funding

Funding Name	Source	Status*	Prior Funding	2020	Estimated Funding							Total
					2021	2022	2023	2024	2025	2026	6 Year Total	
Levy	Local	Funded	\$0	\$500,000	\$200,000	\$0	\$0	\$0	\$0	\$0	\$200,000	\$700,000
Total			\$0	\$500,000	\$200,000	\$0	\$0	\$0	\$0	\$0	\$200,000	\$700,000

*Status definitions

- Unidentified: Funding source has not yet been determined
- Identified: Funding source has been found, but not yet requested
- Applied: Grant or loan application has been submitted, or budget has been requested
- Awarded: Grant or loan has been offered but the contract has not yet been signed or budget has not yet been approved by Council
- Encumbered: Project contract has been signed and funds have been allocated to spend on the project

Street/Street Capital

General Engineering-Street

STR-2012-99

Executive Summary

Expenditures for scoping, design, right-of-way acquisition and construction management costs that are not covered by grants.

Project Justification

This project is intended to fill the gaps for Design, right-of-way, and construction management costs that are not covered by grants.

This project meets the following comprehensive plan goals and/or policies:

This facilitates development of project concepts and integration for effective project deliveries; TR Goal G. Maximize Public Benefits and Fiscal Responsibility With Integration.

Location

Other Location

Citywide

Project Status

Active

Project number: n/a

External Factors

Maintenance

Maintenance of capital facilities, buildings and infrastructure has an impact on a Department's operating budget, and thus routine maintenance costs for new and ongoing projects are identified in the table below.

	2021	2022	2023	2024	2025	2026	Total
Expected Annual Maintenance	\$0	\$0	\$0	\$0	\$0	\$0	\$0

Maintenance Comments

Street/Street Capital

General Engineering-Street

STR-2012-99

Spending

Project Phase	Prior Spending	2020	Estimated Spending							Total
			2021	2022	2023	2024	2025	2026	6 Year Total	
Planning	\$0	\$573,000	\$590,000	\$607,000	\$625,000	\$645,000	\$664,000	\$684,000	\$3,815,000	\$4,388,000
Total	\$0	\$573,000	\$590,000	\$607,000	\$625,000	\$645,000	\$664,000	\$684,000	\$3,815,000	\$4,388,000

Funding

Funding Name	Source	Status*	Prior Funding	2020	Estimated Funding							Total
					2021	2022	2023	2024	2025	2026	6 Year Total	
REET	Local	Funded	\$0	\$573,000	\$590,000	\$607,000	\$625,000	\$645,000	\$664,000	\$684,000	\$3,815,000	\$4,388,000
Total			\$0	\$573,000	\$590,000	\$607,000	\$625,000	\$645,000	\$664,000	\$684,000	\$3,815,000	\$4,388,000

*Status definitions

- Unidentified: Funding source has not yet been determined
- Identified: Funding source has been found, but not yet requested
- Applied: Grant or loan application has been submitted, or budget has been requested
- Awarded: Grant or loan has been offered but the contract has not yet been signed or budget has not yet been approved by Council
- Encumbered: Project contract has been signed and funds have been allocated to spend on the project

Street/Street Capital

Havana Street – Sprague to Broadway

STR-2018-12

Executive Summary

Construct full depth roadway, repair sidewalk, communication conduit and cable, signal and utility updates. Include APS as appropriate at signals.

Project Justification

Roadway and utility deterioration require attention.

This project meets the following comprehensive plan goals and/or policies:

Meets TR Goals B. Provide Transportation Choices and D. Promote Economic Opportunity by incorporating better transportation choices to all users while supporting the surrounding development potential.

Location

Other Location

Havana Street between Broadway Avenue and Sprague Avenue

Project Status

Active

Project number: 2018092

External Factors

Maintenance

Maintenance of capital facilities, buildings and infrastructure has an impact on a Department’s operating budget, and thus routine maintenance costs for new and ongoing projects are identified in the table below.

	2021	2022	2023	2024	2025	2026	Total
Expected Annual Maintenance	\$0	\$0	\$0	\$0	\$0	\$0	\$0

Maintenance Comments

Street/Street Capital**Havana Street – Sprague to Broadway**

STR-2018-12

Spending

Project Phase	Prior Spending	2020	Estimated Spending							Total
			2021	2022	2023	2024	2025	2026	6 Year Total	
Construction	\$0	\$0	\$0	\$0	\$0	\$0	\$0	\$0	\$0	\$0
Design	\$0	\$0	\$0	\$0	\$0	\$0	\$400,000	\$650,000	\$1,050,000	\$1,050,000
Total	\$0	\$0	\$0	\$0	\$0	\$0	\$400,000	\$650,000	\$1,050,000	\$1,050,000

Funding

Funding Name	Source	Status*	Prior Funding	2020	Estimated Funding							Total
					2021	2022	2023	2024	2025	2026	6 Year Total	
Grant	Unidentified	Unfunded	\$0	\$0	\$0	\$0	\$0	\$0	\$265,000	\$430,000	\$695,000	\$695,000
Levy	Local	Funded	\$0	\$0	\$0	\$0	\$0	\$0	\$135,000	\$220,000	\$355,000	\$355,000
Total			\$0	\$0	\$0	\$0	\$0	\$0	\$400,000	\$650,000	\$1,050,000	\$1,050,000

***Status definitions**

- Unidentified: Funding source has not yet been determined
- Identified: Funding source has been found, but not yet requested
- Applied: Grant or loan application has been submitted, or budget has been requested
- Awarded: Grant or loan has been offered but the contract has not yet been signed or budget has not yet been approved by Council
- Encumbered: Project contract has been signed and funds have been allocated to spend on the project

Street/Street Capital
Holland Avenue, Normandy St to Colton St
STR-2018-66

Executive Summary

Roadway resurfacing in coordination with sewer work associated with the Marion Hay Intertie project.

Project Justification

Utility work drives the need to resurface the roadway.

This project meets the following comprehensive plan goals and/or policies:

Meets TR Goal G. Maximize Public Benefits and Fiscal Responsibility With Integration by integrating street work with a major utility project investment.

Location

Other Location

Holland Avenue between Normandy Street to Colton Street

Project Status

Active

Project Number: 2017170

External Factors

Maintenance

Maintenance of capital facilities, buildings and infrastructure has an impact on a Department's operating budget, and thus routine maintenance costs for new and ongoing projects are identified in the table below.

	2021	2022	2023	2024	2025	2026	Total
Expected Annual Maintenance	\$0	\$0	\$0	\$0	\$0	\$0	\$0

Maintenance Comments

Street/Street Capital

Holland Avenue, Normandy St to Colton St

STR-2018-66

Spending

Project Phase	Prior Spending	2020	Estimated Spending							Total
			2021	2022	2023	2024	2025	2026	6 Year Total	
Construction	\$0	\$0	\$0	\$750,000	\$750,000	\$0	\$0	\$0	\$1,500,000	\$1,500,000
Total	\$0	\$0	\$0	\$750,000	\$750,000	\$0	\$0	\$0	\$1,500,000	\$1,500,000

Funding

Funding Name	Source	Status*	Prior Funding	2020	Estimated Funding							Total
					2021	2022	2023	2024	2025	2026	6 Year Total	
Levy	Local	Funded	\$0	\$0	\$0	\$750,000	\$750,000	\$0	\$0	\$0	\$1,500,000	\$1,500,000
Total			\$0	\$0	\$0	\$750,000	\$750,000	\$0	\$0	\$0	\$1,500,000	\$1,500,000

*Status definitions

- Unidentified: Funding source has not yet been determined
- Identified: Funding source has been found, but not yet requested
- Applied: Grant or loan application has been submitted, or budget has been requested
- Awarded: Grant or loan has been offered but the contract has not yet been signed or budget has not yet been approved by Council
- Encumbered: Project contract has been signed and funds have been allocated to spend on the project

Street/Street Capital

Howard St, Sprague Ave to Riverside Ave

STR-2017-7

Executive Summary

Pavement re-surfacing, sidewalk repair/updating, curb bump-outs, securing vaulted sidewalks, and upgrading lighting.

Project Justification

Pavement and utility infrastructure are aging and will need rehabilitation. Vaulted sidewalks need attention to reduce risk of failure.

This project meets the following comprehensive plan goals and/or policies:

Meets TR Goal D. Promote Economic Opportunity in supporting functionality of the CCL. Accommodates access to daily needs through a variety of transportation choices; meeting TR Goals B. Provide Transportation Choices and C. Accommodate Access to Daily Needs and Priority Destinations.

Location

Other Location

Howard Street between Sprague Avenue and Riverside Avenue.

Project Status

Active

Project number: 2017082 Street re-surfacing to accommodate transit traffic and facilitate better active transportation as part of the CCL alignment.

External Factors

Spokane Transit Authority will fund this project as part of the Central City Line delivery.

Maintenance

Maintenance of capital facilities, buildings and infrastructure has an impact on a Department's operating budget, and thus routine maintenance costs for new and ongoing projects are identified in the table below.

	2021	2022	2023	2024	2025	2026	Total
Expected Annual Maintenance	\$0	\$0	\$0	\$0	\$0	\$0	\$0

Maintenance Comments

Street/Street Capital

Howard St, Sprague Ave to Riverside Ave

STR-2017-7

Spending

Project Phase	Prior Spending	2020	Estimated Spending							Total
			2021	2022	2023	2024	2025	2026	6 Year Total	
Construction	\$0	\$0	\$600,000	\$0	\$0	\$0	\$0	\$0	\$600,000	\$600,000
Design	\$0	\$70,000	\$0	\$0	\$0	\$0	\$0	\$0	\$0	\$70,000
Total	\$0	\$70,000	\$600,000	\$0	\$0	\$0	\$0	\$0	\$600,000	\$670,000

Funding

Funding Name	Source	Status*	Prior Funding	2020	Estimated Funding							Total
					2021	2022	2023	2024	2025	2026	6 Year Total	
STA	Local	Funded	\$0	\$70,000	\$600,000	\$0	\$0	\$0	\$0	\$0	\$600,000	\$670,000
Total			\$0	\$70,000	\$600,000	\$0	\$0	\$0	\$0	\$0	\$600,000	\$670,000

- *Status definitions
- Unidentified: Funding source has not yet been determined
 - Identified: Funding source has been found, but not yet requested
 - Applied: Grant or loan application has been submitted, or budget has been requested
 - Awarded: Grant or loan has been offered but the contract has not yet been signed or budget has not yet been approved by Council
 - Encumbered: Project contract has been signed and funds have been allocated to spend on the project

Street/Street Capital
Main Ave, Monroe St to Browne St
STR-2017-13

Executive Summary

Pavement resurfacing, sidewalk repair/updates, curb bump-outs, storm drainage, securing vaulted sidewalks, and upgrading signals and lighting. Water lines need updates. Project will complement the Spokane Transit Central City Line. Include APS as appropriate. Candidate for Alternative Delivery.

Project Justification

Pavement and utility infrastructure are aging and will need rehabilitation. Vaulted sidewalks need attention to reduce risk of failure.

This project meets the following comprehensive plan goals and/or policies:

Meets TR Goal D. Promote Economic Opportunity in supporting functionality of the CCL. Accommodates access to daily needs through a variety of transportation choices; meeting TR Goals B. Provide Transportation Choices and C. Accommodate Access to Daily Needs and Priority Destinations.

Location

Other Location
Main Avenue between Monroe Street and Browne Street

Project Status

Active
Project number: 2017083

External Factors

Grant funds will be required to move into the construction phase.

Maintenance

Maintenance of capital facilities, buildings and infrastructure has an impact on a Department's operating budget, and thus routine maintenance costs for new and ongoing projects are identified in the table below.

	2021	2022	2023	2024	2025	2026	Total
Expected Annual Maintenance	\$0	\$0	\$0	\$0	\$0	\$0	\$0

Maintenance Comments

Street/Street Capital**Main Ave, Monroe St to Browne St**

STR-2017-13

Spending

Project Phase	Prior Spending	2020	Estimated Spending							Total
			2021	2022	2023	2024	2025	2026	6 Year Total	
Construction	\$0	\$0	\$0	\$0	\$0	\$0	\$0	\$5,000,000	\$5,000,000	\$5,000,000
Design	\$0	\$0	\$0	\$0	\$0	\$0	\$250,000	\$0	\$250,000	\$250,000
Land purchase	\$0	\$0	\$0	\$0	\$0	\$0	\$80,000	\$0	\$80,000	\$80,000
Planning	\$0	\$0	\$0	\$0	\$75,000	\$0	\$0	\$0	\$75,000	\$75,000
Total	\$0	\$0	\$0	\$0	\$75,000	\$0	\$330,000	\$5,000,000	\$5,405,000	\$5,405,000

Funding

Funding Name	Source	Status*	Prior Funding	2020	Estimated Funding							Total
					2021	2022	2023	2024	2025	2026	6 Year Total	
Levy	Local	Funded	\$0	\$0	\$0	\$0	\$75,000	\$0	\$110,000	\$1,600,000	\$1,785,000	\$1,785,000
STBG	Identified	Unfunded	\$0	\$0	\$0	\$0	\$0	\$0	\$110,000	\$1,700,000	\$1,810,000	\$1,810,000
TIB	Identified	Unfunded	\$0	\$0	\$0	\$0	\$0	\$0	\$110,000	\$1,700,000	\$1,810,000	\$1,810,000
Total			\$0	\$0	\$0	\$0	\$75,000	\$0	\$330,000	\$5,000,000	\$5,405,000	\$5,405,000

***Status definitions**

- Unidentified: Funding source has not yet been determined
- Identified: Funding source has been found, but not yet requested
- Applied: Grant or loan application has been submitted, or budget has been requested
- Awarded: Grant or loan has been offered but the contract has not yet been signed or budget has not yet been approved by Council
- Encumbered: Project contract has been signed and funds have been allocated to spend on the project

Street/Street Capital

Mallon Avenue – Monroe to Howard

STR-2018-8

Executive Summary

Construct full depth roadway, repair sidewalk, communication conduit and cable, signal and utility updates. Include APS as appropriate at signals.

Project Justification

Roadway and utility deterioration require attention.

This project meets the following comprehensive plan goals and/or policies:

Meets TR Goals B. Provide Transportation Choices and D. Promote Economic Opportunity by incorporating better transportation choices to all users while supporting the surrounding development potential.

Location

Other Location

Mallon Avenue between Monroe Street and Howard Street

Project Status

Active

Project number: 2018088

External Factors

Time around local development projects.

Maintenance

Maintenance of capital facilities, buildings and infrastructure has an impact on a Department’s operating budget, and thus routine maintenance costs for new and ongoing projects are identified in the table below.

	2021	2022	2023	2024	2025	2026	Total
Expected Annual Maintenance	\$0	\$0	\$0	\$0	\$0	\$0	\$0

Maintenance Comments

Street/Street Capital**Mallon Avenue – Monroe to Howard**

STR-2018-8

Spending

Project Phase	Prior Spending	2020	Estimated Spending							Total
			2021	2022	2023	2024	2025	2026	6 Year Total	
Construction	\$0	\$0	\$0	\$0	\$0	\$0	\$0	\$5,500,000	\$5,500,000	\$5,500,000
Design	\$0	\$0	\$0	\$0	\$0	\$50,000	\$500,000	\$0	\$550,000	\$550,000
Land purchase	\$0	\$0	\$0	\$0	\$0	\$0	\$75,000	\$0	\$75,000	\$75,000
Planning	\$0	\$0	\$0	\$0	\$20,000	\$0	\$0	\$0	\$20,000	\$20,000
Total	\$0	\$0	\$0	\$0	\$20,000	\$50,000	\$575,000	\$5,500,000	\$6,145,000	\$6,145,000

Funding

Funding Name	Source	Status*	Prior Funding	2020	Estimated Funding							Total
					2021	2022	2023	2024	2025	2026	6 Year Total	
REET	Local	Funded	\$0	\$0	\$0	\$0	\$20,000	\$50,000	\$190,000	\$1,825,000	\$2,085,000	\$2,085,000
TIB	Identified	Unfunded	\$0	\$0	\$0	\$0	\$0	\$0	\$385,000	\$3,675,000	\$4,060,000	\$4,060,000
Total			\$0	\$0	\$0	\$0	\$20,000	\$50,000	\$575,000	\$5,500,000	\$6,145,000	\$6,145,000

***Status definitions**

- Unidentified: Funding source has not yet been determined
- Identified: Funding source has been found, but not yet requested
- Applied: Grant or loan application has been submitted, or budget has been requested
- Awarded: Grant or loan has been offered but the contract has not yet been signed or budget has not yet been approved by Council
- Encumbered: Project contract has been signed and funds have been allocated to spend on the project

Street/Street Capital

Maple Street, Riverside Ave to Pacific Ave

STR-2016-29

Executive Summary

As part of Spokane Transit's Central City Line, this project will re-align some curblines and refresh the intersection of Maple and Pacific.

Project Justification

The Central City Line system requires appropriate curb radii and traffic flow patterns.

This project meets the following comprehensive plan goals and/or policies:

Meets TR Goal D. Promote Economic Opportunity in supporting functionality of the CCL. Accommodates access to daily needs through a variety of transportation choices; meeting TR Goals B. Provide Transportation Choices and C. Accommodate Access to Daily Needs and Priority Destinations.

Location

Other Location

Maple Street between Riverside Avenue and Pacific Avenue

Project Status

Active

Project number: 2016094

Design and Construction by STA as part of CCL.

External Factors

Spokane Transit Authority has identified this project as part of the requisite updates for the CCL project. Funding and timing adjusted to that program.

Maintenance

Maintenance of capital facilities, buildings and infrastructure has an impact on a Department's operating budget, and thus routine maintenance costs for new and ongoing projects are identified in the table below.

	2021	2022	2023	2024	2025	2026	Total
Expected Annual Maintenance	\$0	\$0	\$0	\$0	\$0	\$0	\$0

Maintenance Comments

Street/Street Capital

Maple Street, Riverside Ave to Pacific Ave

STR-2016-29

Spending

Project Phase	Prior Spending	2020	Estimated Spending							Total
			2021	2022	2023	2024	2025	2026	6 Year Total	
Construction	\$0	\$0	\$720,000	\$0	\$0	\$0	\$0	\$0	\$720,000	\$720,000
Design	\$1,055	\$58,945	\$0	\$0	\$0	\$0	\$0	\$0	\$0	\$60,000
Total	\$1,055	\$58,945	\$720,000	\$0	\$0	\$0	\$0	\$0	\$720,000	\$780,000

Funding

Funding Name	Source	Status*	Prior Funding	2020	Estimated Funding							Total
					2021	2022	2023	2024	2025	2026	6 Year Total	
STA	Private	Funded	\$1,055	\$58,945	\$720,000	\$0	\$0	\$0	\$0	\$0	\$720,000	\$780,000
Total			\$1,055	\$58,945	\$720,000	\$0	\$0	\$0	\$0	\$0	\$720,000	\$780,000

- *Status definitions
- Unidentified: Funding source has not yet been determined
 - Identified: Funding source has been found, but not yet requested
 - Applied: Grant or loan application has been submitted, or budget has been requested
 - Awarded: Grant or loan has been offered but the contract has not yet been signed or budget has not yet been approved by Council
 - Encumbered: Project contract has been signed and funds have been allocated to spend on the project

Street/Street Capital

Maple-Wellesley Intersection

STR-2019-22

Executive Summary

Widen the intersection to incorporate an independent right-turn lane and improve traffic flow. More storage for west-bound Thru. Include APS as appropriate. Design scheduled for 2020 with construction scheduled for 2022.

Project Justification

This will improve safety for travel and reduce bottleneck congestion.

This project meets the following comprehensive plan goals and/or policies:

Meets Transportation Goal F. Enhance Public Health & Safety by improving conditions for vehicle travel on Maple Street.

Location

Other Location

Maple Street at Wellesley Avenue

Project Status

Active

Project number: 2019107 Design in 2020 for Construction in 2021.

External Factors

Maintenance

Maintenance of capital facilities, buildings and infrastructure has an impact on a Department's operating budget, and thus routine maintenance costs for new and ongoing projects are identified in the table below.

	2021	2022	2023	2024	2025	2026	Total
Expected Annual Maintenance	\$0	\$0	\$0	\$0	\$0	\$0	\$0

Maintenance Comments

Street/Street Capital

Maple-Wellesley Intersection

STR-2019-22

Spending

Project Phase	Prior Spending	2020	Estimated Spending							Total
			2021	2022	2023	2024	2025	2026	6 Year Total	
Construction	\$0	\$0	\$575,700	\$100,000	\$0	\$0	\$0	\$0	\$675,700	\$675,700
Design	\$0	\$90,000	\$13,000	\$0	\$0	\$0	\$0	\$0	\$13,000	\$103,000
Land purchase	\$0	\$39,000	\$20,000	\$0	\$0	\$0	\$0	\$0	\$20,000	\$59,000
Total	\$0	\$129,000	\$608,700	\$100,000	\$0	\$0	\$0	\$0	\$708,700	\$837,700

Funding

Funding Name	Source	Status*	Prior Funding	2020	Estimated Funding							Total
					2021	2022	2023	2024	2025	2026	6 Year Total	
CMAQ	Federal	Funded	\$0	\$85,000	\$405,000	\$67,000	\$0	\$0	\$0	\$0	\$472,000	\$557,000
REET	Local	Funded	\$0	\$44,000	\$203,700	\$33,000	\$0	\$0	\$0	\$0	\$236,700	\$280,700
Total			\$0	\$129,000	\$608,700	\$100,000	\$0	\$0	\$0	\$0	\$708,700	\$837,700

*Status definitions

- Unidentified: Funding source has not yet been determined
- Identified: Funding source has been found, but not yet requested
- Applied: Grant or loan application has been submitted, or budget has been requested
- Awarded: Grant or loan has been offered but the contract has not yet been signed or budget has not yet been approved by Council
- Encumbered: Project contract has been signed and funds have been allocated to spend on the project

Street/Street Capital

Minor Construction Assistance

STR-2012-100

Executive Summary

Expenditure for construction to assist in unforeseen, minor funding gaps on City related transportation projects.

Project Justification

This project is intended to assist with unforeseen minor funding gaps in city related transportation projects.

This project meets the following comprehensive plan goals and/or policies:

Location

Other Location

Citywide

Project Status

Active

Ongoing during every construction season

External Factors

Maintenance

Maintenance of capital facilities, buildings and infrastructure has an impact on a Department's operating budget, and thus routine maintenance costs for new and ongoing projects are identified in the table below.

	2021	2022	2023	2024	2025	2026	Total
Expected Annual Maintenance	\$0	\$0	\$0	\$0	\$0	\$0	\$0

Maintenance Comments

Street/Street Capital

Minor Construction Assistance

STR-2012-100

Spending

Project Phase	Prior Spending	2020	Estimated Spending							Total
			2021	2022	2023	2024	2025	2026	6 Year Total	
Construction	\$0	\$40,000	\$40,000	\$40,000	\$40,000	\$40,000	\$40,000	\$40,000	\$240,000	\$280,000
Total	\$0	\$40,000	\$40,000	\$40,000	\$40,000	\$40,000	\$40,000	\$40,000	\$240,000	\$280,000

Funding

Funding Name	Source	Status*	Prior Funding	2020	Estimated Funding							Total
					2021	2022	2023	2024	2025	2026	6 Year Total	
REET	Local	Funded	\$0	\$40,000	\$40,000	\$40,000	\$40,000	\$40,000	\$40,000	\$40,000	\$240,000	\$280,000
Total			\$0	\$40,000	\$40,000	\$40,000	\$40,000	\$40,000	\$40,000	\$40,000	\$240,000	\$280,000

*Status definitions

- Unidentified: Funding source has not yet been determined
- Identified: Funding source has been found, but not yet requested
- Applied: Grant or loan application has been submitted, or budget has been requested
- Awarded: Grant or loan has been offered but the contract has not yet been signed or budget has not yet been approved by Council
- Encumbered: Project contract has been signed and funds have been allocated to spend on the project

Street/Street Capital

Napa Street, Sprague Ave to 2nd Ave

STR-2016-28

Executive Summary

Construct full depth roadway, and repair sidewalks. This project will also replace water distribution main, provide for stormwater separation, and incorporate necessary signal, lighting and conduit updates.

Project Justification

This section of roadway and infrastructure is deteriorating and is need of rehabilitation.

This project meets the following comprehensive plan goals and/or policies:

Meets TR Goals C. Accommodate Access to Daily Needs and Priority Destinations and G. Maximize Public Benefits and Fiscal Responsibility With Integration by accommodating better access to daily needs while integrating utility updates into the project to maximize the public benefit.

Location

Other Location

Napa Street between Sprague Avenue and 2nd Avenue

Project Status

Active

Project number: 2016093

Design: 2024; Construction: 2025

External Factors

Grant funds will be required to move into the construction phase.

Maintenance

Maintenance of capital facilities, buildings and infrastructure has an impact on a Department's operating budget, and thus routine maintenance costs for new and ongoing projects are identified in the table below.

	2021	2022	2023	2024	2025	2026	Total
Expected Annual Maintenance	\$1,800	\$1,800	\$0	\$0	\$0	\$0	\$7,200

Maintenance Comments

Street/Street Capital

Napa Street, Sprague Ave to 2nd Ave

STR-2016-28

Spending

Project Phase	Prior Spending	2020	Estimated Spending							Total
			2021	2022	2023	2024	2025	2026	6 Year Total	
Construction	\$0	\$0	\$0	\$0	\$0	\$0	\$0	\$1,400,000	\$1,400,000	\$1,400,000
Design	\$0	\$0	\$0	\$0	\$0	\$0	\$140,000	\$0	\$140,000	\$140,000
Total	\$0	\$0	\$0	\$0	\$0	\$0	\$140,000	\$1,400,000	\$1,540,000	\$1,540,000

Funding

Funding Name	Source	Status*	Prior Funding	2020	Estimated Funding							Total
					2021	2022	2023	2024	2025	2026	6 Year Total	
Grant	Unidentified	Unfunded	\$0	\$0	\$0	\$0	\$0	\$0	\$93,000	\$933,000	\$1,026,000	\$1,026,000
Levy	Local	Funded	\$0	\$0	\$0	\$0	\$0	\$0	\$47,000	\$467,000	\$514,000	\$514,000
Total			\$0	\$0	\$0	\$0	\$0	\$0	\$140,000	\$1,400,000	\$1,540,000	\$1,540,000

- *Status definitions
- Unidentified: Funding source has not yet been determined
 - Identified: Funding source has been found, but not yet requested
 - Applied: Grant or loan application has been submitted, or budget has been requested
 - Awarded: Grant or loan has been offered but the contract has not yet been signed or budget has not yet been approved by Council
 - Encumbered: Project contract has been signed and funds have been allocated to spend on the project

Street/Street Capital

NSC - 2nd & 3rd Fiber Reroute

STR-2020-21

Executive Summary

Relocate fiber along the realigned 2nd Avenue and 3rd Avenue from Thor Street to Freya Avenue including cabinets and structures as needed to support the North Spokane Corridor 2nd and 3rd Ave. realignment project.

Project Justification

This project is needed to maintain system operation during and after the realignment of 2nd and 3rd Ave. for the North Spokane Corridor.

This project meets the following comprehensive plan goals and/or policies:

TR 2 Transportation Supporting Land Use Maintain an interconnected system of facilities that allows travel on multiple routes by multiple modes, balancing access, mobility and place-making functions with consideration and alignment with the existing and planned land use context of each corridor and

Location

Other Location

2nd and 3rd Ave from Thor to Freya

Project Status

Active

This project is currently in the planning stages.

External Factors

Design and construction schedule of the North Spokane Corridor I-90 to Sprague project.

Maintenance

Maintenance of capital facilities, buildings and infrastructure has an impact on a Department's operating budget, and thus routine maintenance costs for new and ongoing projects are identified in the table below.

	2021	2022	2023	2024	2025	2026	Total
Expected Annual Maintenance	\$0	\$0	\$0	\$0	\$0	\$0	\$0

Maintenance Comments

Street/Street Capital

NSC - 2nd & 3rd Fiber Reroute

STR-2020-21

Spending

Project Phase	Prior Spending	2020	Estimated Spending							Total
			2021	2022	2023	2024	2025	2026	6 Year Total	
Construction	\$0	\$0	\$575,000	\$0	\$0	\$0	\$0	\$0	\$575,000	\$575,000
Design	\$0	\$50,000	\$0	\$0	\$0	\$0	\$0	\$0	\$0	\$50,000
Planning	\$0	\$7,000	\$0	\$0	\$0	\$0	\$0	\$0	\$0	\$7,000
Total	\$0	\$57,000	\$575,000	\$0	\$0	\$0	\$0	\$0	\$575,000	\$632,000

Funding

Funding Name	Source	Status*	Prior Funding	2020	Estimated Funding							Total
					2021	2022	2023	2024	2025	2026	6 Year Total	
WSDOT	State	Funded	\$0	\$57,000	\$575,000	\$0	\$0	\$0	\$0	\$0	\$575,000	\$632,000
Total			\$0	\$57,000	\$575,000	\$0	\$0	\$0	\$0	\$0	\$575,000	\$632,000

- *Status definitions
- Unidentified: Funding source has not yet been determined
 - Identified: Funding source has been found, but not yet requested
 - Applied: Grant or loan application has been submitted, or budget has been requested
 - Awarded: Grant or loan has been offered but the contract has not yet been signed or budget has not yet been approved by Council
 - Encumbered: Project contract has been signed and funds have been allocated to spend on the project

Street/Street Capital

NSC - Ermina & Greene Signal Changes

STR-2020-36

Executive Summary

Relocate the traffic signal pole located on the SE corner of Ermina and Greene. The current signal pole stands 30-33’ tall while the future NSC structure clearance at this location is 23’. The scope of this project is to design new intersection signalization while meeting the clearance requirements.

Project Justification

Current signal pole is in conflict with future NSC structure.

This project meets the following comprehensive plan goals and/or policies:

TR3- Transportation Level of Service. Set and maintain transportation level of service standards that align desired growth patterns with optimal choices of transportation modes.

Location

Other Location

Intersection of Ermina Avenue and Greene Street

Project Status

Active

Project is in the design phase.

External Factors

WSDOT NSC River Crossing construction anticipated to start March 31, 2021

Maintenance

Maintenance of capital facilities, buildings and infrastructure has an impact on a Department’s operating budget, and thus routine maintenance costs for new and ongoing projects are identified in the table below.

	2021	2022	2023	2024	2025	2026	Total
Expected Annual Maintenance	\$0	\$0	\$0	\$0	\$0	\$0	\$0

Maintenance Comments

Street/Street Capital

NSC - Ermina & Greene Signal Changes

STR-2020-36

Spending

Project Phase	Prior Spending	2020	Estimated Spending							Total
			2021	2022	2023	2024	2025	2026	6 Year Total	
Construction	\$0	\$0	\$160,000	\$0	\$0	\$0	\$0	\$0	\$160,000	\$160,000
Design	\$0	\$21,500	\$0	\$0	\$0	\$0	\$0	\$0	\$0	\$21,500
Planning	\$0	\$5,000	\$0	\$0	\$0	\$0	\$0	\$0	\$0	\$5,000
Total	\$0	\$26,500	\$160,000	\$0	\$0	\$0	\$0	\$0	\$160,000	\$186,500

Funding

Funding Name	Source	Status*	Prior Funding	2020	Estimated Funding							Total
					2021	2022	2023	2024	2025	2026	6 Year Total	
WSDOT	State	Funded	\$0	\$26,500	\$160,000	\$0	\$0	\$0	\$0	\$0	\$160,000	\$186,500
Total			\$0	\$26,500	\$160,000	\$0	\$0	\$0	\$0	\$0	\$160,000	\$186,500

*Status definitions

- Unidentified: Funding source has not yet been determined
- Identified: Funding source has been found, but not yet requested
- Applied: Grant or loan application has been submitted, or budget has been requested
- Awarded: Grant or loan has been offered but the contract has not yet been signed or budget has not yet been approved by Council
- Encumbered: Project contract has been signed and funds have been allocated to spend on the project

Street/Street Capital

NSC - Ralph Street Improvements

STR-2020-4

Executive Summary

Provide design to Washington State Department of Transportation for rebuild of Ralph Street including traffic calming treatments and roadside swales from Carlisle Avenue to Euclid Avenue and along Carlisle Avenue from Greene Street to Ralph Street.

Project Justification

Ralph Street will be rebuilt as a result of North Spokane Corridor construction. This project allows the City to provide direction to the state prior to reconstruction.

This project meets the following comprehensive plan goals and/or policies:

TR 14 Traffic Calming, Use context-sensitive traffic calming measures in neighborhoods to maintain acceptable speeds, manage cut-through traffic, and improve neighborhood safety to reduce traffic impacts and improve quality of life.

Location

Other Location

Ralph Street, Upriver Drive to Euclid Avenue

Project Status

Active

This project is currently in the planning stage. Project 2020060 Project funding agreement in process with WSDOT.

External Factors

Final design to be completed by WSDOT NSC office as part of the NSC River Crossing project.

Maintenance

Maintenance of capital facilities, buildings and infrastructure has an impact on a Department's operating budget, and thus routine maintenance costs for new and ongoing projects are identified in the table below.

	2021	2022	2023	2024	2025	2026	Total
Expected Annual Maintenance	\$0	\$0	\$0	\$0	\$0	\$0	\$0

Maintenance Comments

Street/Street Capital

NSC - Ralph Street Improvements

STR-2020-4

Spending

Project Phase	Prior Spending	2020	Estimated Spending							Total
			2021	2022	2023	2024	2025	2026	6 Year Total	
Construction	\$0	\$0	\$0	\$30,000	\$0	\$0	\$0	\$0	\$30,000	\$30,000
Design	\$0	\$190,000	\$0	\$0	\$0	\$0	\$0	\$0	\$0	\$190,000
Planning	\$0	\$19,000	\$0	\$0	\$0	\$0	\$0	\$0	\$0	\$19,000
Total	\$0	\$209,000	\$0	\$30,000	\$0	\$0	\$0	\$0	\$30,000	\$239,000

Funding

Funding Name	Source	Status*	Prior Funding	2020	Estimated Funding							Total
					2021	2022	2023	2024	2025	2026	6 Year Total	
WSDOT	State	Funded	\$0	\$209,000	\$0	\$30,000	\$0	\$0	\$0	\$0	\$30,000	\$239,000
Total			\$0	\$209,000	\$0	\$30,000	\$0	\$0	\$0	\$0	\$30,000	\$239,000

- *Status definitions
- Unidentified: Funding source has not yet been determined
 - Identified: Funding source has been found, but not yet requested
 - Applied: Grant or loan application has been submitted, or budget has been requested
 - Awarded: Grant or loan has been offered but the contract has not yet been signed or budget has not yet been approved by Council
 - Encumbered: Project contract has been signed and funds have been allocated to spend on the project

Street/Street Capital

NSC - Wellesley Avenue PH 2, Haven to Market

STR-2019-6

Executive Summary

Widen, realign, and re-grade Wellesley Avenue to tie into the new grades and alignment of the street as affected by the WSDOT North Spokane Corridor (NSC) project. Project includes utility adjustments and traffic signal reconstruction. Include APS as appropriate. Concrete paving as appropriate.

Project Justification

The roadway widening will facilitate the enhanced use levels with the North Spokane Corridor interchange. The elevations of the roadway will match, as necessary the adjustments taking place just east of this project for the NSC work. Design 2020 for Construction 2021

This project meets the following comprehensive plan goals and/or policies:

Meets Transportation goal G. Maximize Public Benefits and Fiscal Responsibility With Integration by integrating street work with major utility updates and by coordinating with the North Spokane Corridor project under WSDOT's purview.

Location

Other Location

Wellesley Avenue from Haven Street to Market Street.

Project Status

Active

Project number: 2019108 Preliminary design is underway. Project construction 2021 or 2022 and will be coordinated with WSDOT NSC work.

External Factors

NSC delivery schedule requires this work to occur within an appropriate timeframe. The expectation is to construct this project while Wellesley Ave. east of Market St. is closed for NSC construction.

Maintenance

Maintenance of capital facilities, buildings and infrastructure has an impact on a Department's operating budget, and thus routine maintenance costs for new and ongoing projects are identified in the table below.

	2021	2022	2023	2024	2025	2026	Total
Expected Annual Maintenance	\$0	\$0	\$0	\$0	\$0	\$0	\$0

Maintenance Comments

Street/Street Capital

NSC - Wellesley Avenue PH 2, Haven to Market

STR-2019-6

Spending

Project Phase	Prior Spending	2020	Estimated Spending							Total
			2021	2022	2023	2024	2025	2026	6 Year Total	
Construction	\$0	\$0	\$3,800,000	\$345,000	\$0	\$0	\$0	\$0	\$4,145,000	\$4,145,000
Design	\$38,169	\$112,000	\$100,000	\$0	\$0	\$0	\$0	\$0	\$100,000	\$250,169
Land purchase	\$0	\$25,000	\$0	\$0	\$0	\$0	\$0	\$0	\$0	\$25,000
Total	\$38,169	\$137,000	\$3,900,000	\$345,000	\$0	\$0	\$0	\$0	\$4,245,000	\$4,420,169

Funding

Funding Name	Source	Status*	Prior Funding	2020	Estimated Funding							Total
					2021	2022	2023	2024	2025	2026	6 Year Total	
Levy	Local	Funded	\$0	\$25,000	\$0	\$0	\$0	\$0	\$0	\$0	\$0	\$25,000
WSDOT	State	Funded	\$38,169	\$112,000	\$3,900,000	\$345,000	\$0	\$0	\$0	\$0	\$4,245,000	\$4,395,169
Total			\$38,169	\$137,000	\$3,900,000	\$345,000	\$0	\$0	\$0	\$0	\$4,245,000	\$4,420,169

- *Status definitions
- Unidentified: Funding source has not yet been determined
 - Identified: Funding source has been found, but not yet requested
 - Applied: Grant or loan application has been submitted, or budget has been requested
 - Awarded: Grant or loan has been offered but the contract has not yet been signed or budget has not yet been approved by Council
 - Encumbered: Project contract has been signed and funds have been allocated to spend on the project

Street/Street Capital

Post Street and Summit Ave Connections to Post Street Bridge

STR-2018-21

Executive Summary

Adjust the street and sidewalk to fulfill the intents of the planned uses for trail and sidewalk connections to Riverfront Park and Downtown Spokane. This project is a component of the Post Street Bridge project intended to repair and replace both ends of the bridge utilized by the bridge project.

Project Justification

Recent changes to the park and bridge route pedestrian and bicycle traffic to the area, and Post Street needs to be updated to accommodate the high usage levels expected.

This project meets the following comprehensive plan goals and/or policies:

Meets TR Goals A. Promote a Sense of Place, B. Provide Transportation Choices and F. Enhance Public Health & Safety by connecting the new Post Street bridge to the park and facilitating active modes of transportation.

Location

Other Location

Post Street from Spokane Falls Blvd to the Post St Bridge

Project Status

Active

Project number: 2018098

External Factors

Timing will coordinate with Riverfront Park, Post Bridge, and Spokane Falls Blvd projects.

Maintenance

Maintenance of capital facilities, buildings and infrastructure has an impact on a Department's operating budget, and thus routine maintenance costs for new and ongoing projects are identified in the table below.

	2021	2022	2023	2024	2025	2026	Total
Expected Annual Maintenance	\$0	\$0	\$0	\$0	\$0	\$0	\$0

Maintenance Comments

Street/Street Capital

Post Street and Summit Ave Connections to Post Street Bridge

STR-2018-21

Spending

Project Phase	Prior Spending	2020	Estimated Spending							Total
			2021	2022	2023	2024	2025	2026	6 Year Total	
Construction	\$0	\$0	\$0	\$900,000	\$0	\$0	\$0	\$0	\$900,000	\$900,000
Design	\$0	\$0	\$100,000	\$0	\$0	\$0	\$0	\$0	\$100,000	\$100,000
Total	\$0	\$0	\$100,000	\$900,000	\$0	\$0	\$0	\$0	\$1,000,000	\$1,000,000

Funding

Funding Name	Source	Status*	Prior Funding	2020	Estimated Funding							Total
					2021	2022	2023	2024	2025	2026	6 Year Total	
SIUE-RIVER	Local	Funded	\$0	\$0	\$100,000	\$900,000	\$0	\$0	\$0	\$0	\$1,000,000	\$1,000,000
Total			\$0	\$0	\$100,000	\$900,000	\$0	\$0	\$0	\$0	\$1,000,000	\$1,000,000

- *Status definitions
- Unidentified: Funding source has not yet been determined
 - Identified: Funding source has been found, but not yet requested
 - Applied: Grant or loan application has been submitted, or budget has been requested
 - Awarded: Grant or loan has been offered but the contract has not yet been signed or budget has not yet been approved by Council
 - Encumbered: Project contract has been signed and funds have been allocated to spend on the project

Street/Street Capital

Ray-Thor St, 17th Ave to Hartson Ave

STR-2015-17

Executive Summary

Pavement surface rehabilitation of the arterial alignment of Ray St and Thor St between 17th and Hartson. Water main updates (17th to 11th), upgrades to ADA ramps and minor curb and sidewalk repairs are anticipated. Construction may be two phases split at 11th Avenue.

Project Justification

The purpose of this project is to reconstruct deteriorated roadway and utilities.

This project meets the following comprehensive plan goals and/or policies:

Meets TR Goals C. Accommodate Access to Daily Needs and Priority Destinations and G. Maximize Public Benefits and Fiscal Responsibility With Integration by accommodating better access to daily needs while integrating utility updates into the project to maximize the public benefit.

Location

Other Location

Ray St from 17th Ave to Hartson Ave

Project Status

Active

Project number: 2014151

External Factors

Integrated with water utility work, and will be conducted on an appropriate schedule for the utility work.

Maintenance

Maintenance of capital facilities, buildings and infrastructure has an impact on a Department's operating budget, and thus routine maintenance costs for new and ongoing projects are identified in the table below.

	2021	2022	2023	2024	2025	2026	Total
Expected Annual Maintenance	\$0	\$0	\$0	\$0	\$0	\$0	\$0

Maintenance Comments

Street/Street Capital

Ray-Thor St, 17th Ave to Hartson Ave

STR-2015-17

Spending

Project Phase	Prior Spending	2020	Estimated Spending							Total
			2021	2022	2023	2024	2025	2026	6 Year Total	
Construction	\$0	\$0	\$0	\$1,500,000	\$0	\$0	\$0	\$0	\$1,500,000	\$1,500,000
Design	\$0	\$0	\$125,000	\$0	\$0	\$0	\$0	\$0	\$125,000	\$125,000
Total	\$0	\$0	\$125,000	\$1,500,000	\$0	\$0	\$0	\$0	\$1,625,000	\$1,625,000

Funding

Funding Name	Source	Status*	Prior Funding	2020	Estimated Funding							Total
					2021	2022	2023	2024	2025	2026	6 Year Total	
Levy	Local	Funded	\$0	\$0	\$125,000	\$500,000	\$0	\$0	\$0	\$0	\$625,000	\$625,000
TIB	Identified	Unfunded	\$0	\$0	\$0	\$1,000,000	\$0	\$0	\$0	\$0	\$1,000,000	\$1,000,000
Total			\$0	\$0	\$125,000	\$1,500,000	\$0	\$0	\$0	\$0	\$1,625,000	\$1,625,000

*Status definitions

- Unidentified: Funding source has not yet been determined
- Identified: Funding source has been found, but not yet requested
- Applied: Grant or loan application has been submitted, or budget has been requested
- Awarded: Grant or loan has been offered but the contract has not yet been signed or budget has not yet been approved by Council
- Encumbered: Project contract has been signed and funds have been allocated to spend on the project

Street/Street Capital

Riverside Ave, Monroe St to Division St

STR-2020-29

Spending

Project Phase	Prior Spending	2020	Estimated Spending							Total
			2021	2022	2023	2024	2025	2026	6 Year Total	
Construction	\$0	\$0	\$8,750,000	\$2,000,000	\$0	\$0	\$0	\$0	\$10,750,000	\$10,750,000
Design	\$0	\$1,100,000	\$170,000	\$0	\$0	\$0	\$0	\$0	\$170,000	\$1,270,000
Land purchase	\$0	\$50,000	\$50,000	\$0	\$0	\$0	\$0	\$0	\$50,000	\$100,000
Planning	\$17,271	\$0	\$0	\$0	\$0	\$0	\$0	\$0	\$0	\$17,271
Total	\$17,271	\$1,150,000	\$8,970,000	\$2,000,000	\$0	\$0	\$0	\$0	\$10,970,000	\$12,137,271

Funding

Funding Name	Source	Status*	Prior Funding	2020	Estimated Funding							Total
					2021	2022	2023	2024	2025	2026	6 Year Total	
Levy	Local	Funded	\$17,271	\$477,700	\$3,460,000	\$765,000	\$0	\$0	\$0	\$0	\$4,225,000	\$4,719,971
STA	Federal	Funded	\$0	\$389,600	\$3,190,000	\$715,000	\$0	\$0	\$0	\$0	\$6,745,000	\$7,134,600
Total			\$17,271	\$1,150,000	\$8,970,000	\$2,000,000	\$0	\$0	\$0	\$0	\$10,970,000	\$12,137,271

- *Status definitions
- Unidentified: Funding source has not yet been determined
 - Identified: Funding source has been found, but not yet requested
 - Applied: Grant or loan application has been submitted, or budget has been requested
 - Awarded: Grant or loan has been offered but the contract has not yet been signed or budget has not yet been approved by Council
 - Encumbered: Project contract has been signed and funds have been allocated to spend on the project

Street/Street Capital
Riverside Avenue, Monroe St to Wall St
STR-2016-79

Executive Summary

Construct full depth roadway, repair sidewalk, and upgrade signals (incl. APS as appropriate), conduit and lighting. Includes replacement of water line and storm system updates. Also incorporates the 'Spokane Cultural Trail'

Project Justification

This section of roadway and infrastructure is deteriorating and is need of rehabilitation.

This project meets the following comprehensive plan goals and/or policies:

Meets TR Goal D. Promote Economic Opportunity in supporting functionality of the CCL. Accommodates access to daily needs through a variety of transportation choices; meeting TR Goals B. Provide Transportation Choices and C. Accommodate Access to Daily Needs and Priority Destinations.

Location

Other Location
Riverside Avenue between Monroe Street and Wall Street

Project Status

Active
Project number: 2017087

External Factors

Grant funds will be required to move into the construction phase.

Maintenance

Maintenance of capital facilities, buildings and infrastructure has an impact on a Department's operating budget, and thus routine maintenance costs for new and ongoing projects are identified in the table below.

	2021	2022	2023	2024	2025	2026	Total
Expected Annual Maintenance	\$0	\$0	\$0	\$0	\$0	\$0	\$0

Maintenance Comments

Street/Street Capital**Riverside Avenue, Monroe St to Wall St**

STR-2016-79

Spending

Project Phase	Prior Spending	2020	Estimated Spending							Total
			2021	2022	2023	2024	2025	2026	6 Year Total	
Construction	\$0	\$0	\$0	\$0	\$0	\$0	\$4,000,000	\$3,500,000	\$7,500,000	\$7,500,000
Design	\$0	\$0	\$50,000	\$200,000	\$350,000	\$150,000	\$0	\$0	\$750,000	\$750,000
Land purchase	\$0	\$0	\$0	\$50,000	\$150,000	\$50,000	\$0	\$0	\$250,000	\$250,000
Planning	\$17,271	\$0	\$0	\$0	\$0	\$0	\$0	\$0	\$0	\$17,271
Total	\$17,271	\$0	\$50,000	\$250,000	\$500,000	\$200,000	\$4,000,000	\$3,500,000	\$8,500,000	\$8,517,271

Funding

Funding Name	Source	Status*	Prior Funding	2020	Estimated Funding							Total
					2021	2022	2023	2024	2025	2026	6 Year Total	
Grant	Unidentified	Unfunded	\$0	\$0	\$0	\$0	\$0	\$0	\$1,750,000	\$1,500,000	\$3,250,000	\$3,250,000
Levy	Local	Funded	\$17,271	\$0	\$10,000	\$40,000	\$75,000	\$25,000	\$2,250,000	\$2,000,000	\$4,400,000	\$4,417,271
STBG	Federal	Funded	\$0	\$0	\$40,000	\$210,000	\$425,000	\$175,000	\$0	\$0	\$850,000	\$850,000
Total			\$17,271	\$0	\$50,000	\$250,000	\$500,000	\$200,000	\$4,000,000	\$3,500,000	\$8,500,000	\$8,517,271

***Status definitions**

- Unidentified: Funding source has not yet been determined
- Identified: Funding source has been found, but not yet requested
- Applied: Grant or loan application has been submitted, or budget has been requested
- Awarded: Grant or loan has been offered but the contract has not yet been signed or budget has not yet been approved by Council
- Encumbered: Project contract has been signed and funds have been allocated to spend on the project

Street/Street Capital

Sherman / 5th Ave. Traffic Signal

STR-2020-24

Executive Summary

Install a new traffic signal. Install new ADA ramps to current standards.

Project Justification

Improve intersection capacity and mobility along the 5th Avenue and Sherman Street corridors.

This project meets the following comprehensive plan goals and/or policies:

Meets TR Goals F. Enhance Public Health & Safety by addressing intersection capacity issues.

Location

Other Location

Sherman St. at 5th Ave.

Project Status

Active

Initiate planning in 2021, design in 2022

External Factors

Maintenance

Maintenance of capital facilities, buildings and infrastructure has an impact on a Department's operating budget, and thus routine maintenance costs for new and ongoing projects are identified in the table below.

	2021	2022	2023	2024	2025	2026	Total
Expected Annual Maintenance	\$0	\$0	\$0	\$0	\$0	\$0	\$0

Maintenance Comments

Street/Street Capital

Sherman / 5th Ave. Traffic Signal

STR-2020-24

Spending

Project Phase	Prior Spending	2020	Estimated Spending							Total
			2021	2022	2023	2024	2025	2026	6 Year Total	
Construction	\$0	\$0	\$0	\$0	\$900,000	\$0	\$0	\$0	\$900,000	\$900,000
Design	\$0	\$0	\$0	\$90,000	\$0	\$0	\$0	\$0	\$90,000	\$90,000
Planning	\$0	\$0	\$10,000	\$0	\$0	\$0	\$0	\$0	\$10,000	\$10,000
Total	\$0	\$0	\$10,000	\$90,000	\$900,000	\$0	\$0	\$0	\$1,000,000	\$1,000,000

Funding

Funding Name	Source	Status*	Prior Funding	2020	Estimated Funding							Total
					2021	2022	2023	2024	2025	2026	6 Year Total	
Impact Fee	Local	Funded	\$0	\$0	\$10,000	\$50,000	\$0	\$0	\$0	\$0	\$60,000	\$60,000
PDA	Unidentified	Unfunded	\$0	\$0	\$0	\$40,000	\$900,000	\$0	\$0	\$0	\$940,000	\$940,000
Total			\$0	\$0	\$10,000	\$90,000	\$900,000	\$0	\$0	\$0	\$1,000,000	\$1,000,000

- *Status definitions
- Unidentified: Funding source has not yet been determined
 - Identified: Funding source has been found, but not yet requested
 - Applied: Grant or loan application has been submitted, or budget has been requested
 - Awarded: Grant or loan has been offered but the contract has not yet been signed or budget has not yet been approved by Council
 - Encumbered: Project contract has been signed and funds have been allocated to spend on the project

Street/Street Capital

Spokane Falls Blvd – Post to Division

STR-2018-6

Executive Summary

Construct full depth roadway, repair sidewalk, lighting, communication conduit and cable, signal and utility updates. APS signal updates as appropriate.

Project Justification

Roadway and utility deterioration require attention.

This project meets the following comprehensive plan goals and/or policies:

Meets TR Goals B. Provide Transportation Choices and D. Promote Economic Opportunity by incorporating better transportation choices to all users while supporting the surrounding development potential.

Location

Other Location

Spokane Falls Boulevard between Post Street and Division Street

Project Status

Active

Project number: 2018086

External Factors

After Riverfront Park improvements are complete.

Maintenance

Maintenance of capital facilities, buildings and infrastructure has an impact on a Department’s operating budget, and thus routine maintenance costs for new and ongoing projects are identified in the table below.

	2021	2022	2023	2024	2025	2026	Total
Expected Annual Maintenance	\$0	\$0	\$0	\$0	\$0	\$0	\$0

Maintenance Comments

Street/Street Capital
Spokane Falls Blvd – Post to Division
STR-2018-6

Spending

Project Phase	Prior Spending	2020	Estimated Spending							Total
			2021	2022	2023	2024	2025	2026	6 Year Total	
Construction	\$0	\$0	\$0	\$0	\$0	\$0	\$0	\$0	\$0	\$0
Design	\$0	\$0	\$0	\$0	\$0	\$0	\$0	\$700,000	\$700,000	\$700,000
Planning	\$0	\$0	\$0	\$0	\$0	\$70,000	\$0	\$0	\$70,000	\$70,000
Total	\$0	\$0	\$0	\$0	\$0	\$70,000	\$0	\$700,000	\$770,000	\$770,000

Funding

Funding Name	Source	Status*	Prior Funding	2020	Estimated Funding							Total
					2021	2022	2023	2024	2025	2026	6 Year Total	
Grant	Unidentified	Unfunded	\$0	\$0	\$0	\$0	\$0	\$0	\$0	\$465,000	\$465,000	\$465,000
Levy	Local	Funded	\$0	\$0	\$0	\$0	\$0	\$70,000	\$0	\$235,000	\$305,000	\$305,000
Total			\$0	\$0	\$0	\$0	\$0	\$70,000	\$0	\$700,000	\$770,000	\$770,000

- *Status definitions
- Unidentified: Funding source has not yet been determined
 - Identified: Funding source has been found, but not yet requested
 - Applied: Grant or loan application has been submitted, or budget has been requested
 - Awarded: Grant or loan has been offered but the contract has not yet been signed or budget has not yet been approved by Council
 - Encumbered: Project contract has been signed and funds have been allocated to spend on the project

Street/Street Capital

Spokane Pavement Preservation - North

STR-2018-5

Executive Summary

Pavement rehabilitation by grind and overlay or chip seal of 6 street segments. The segments are: Wellesley - Driscoll to Milton; Sprague - Ivory to Scott; Nevada - North Foothills to Francis; Mission - Greene to Trent; Maple - Rowan to Country Homes; Ash - Rowan to Country Homes

Project Justification

Pavement maintenance project to prolong the life expectancy of these road segments.

This project meets the following comprehensive plan goals and/or policies:

Meets TR Goals A. Promote a Sense of Place and C. Accommodate Access to Daily Needs and Priority Destinations by accommodating roadway access and taking care of the assets of our community.

Location

Other Location

Miscellaneous street segments including Wellesley, Sprague, Nevada, Mission, Maple, and Ash

Project Status

Active

Project number: 2017148 Design in 2018; Construction 2018 - 2020

External Factors

Time such that best roadways are completed last. Must be delivered under one contract, but the work can span multiple years. Sprague between Ivory and Helena also needs to be resurfaced.

Maintenance

Maintenance of capital facilities, buildings and infrastructure has an impact on a Department's operating budget, and thus routine maintenance costs for new and ongoing projects are identified in the table below.

	2021	2022	2023	2024	2025	2026	Total
Expected Annual Maintenance	\$0	\$0	\$0	\$0	\$0	\$0	\$0

Maintenance Comments

Street/Street Capital

Spokane Pavement Preservation - North

STR-2018-5

Spending

Project Phase	Prior Spending	2020	Estimated Spending							Total
			2021	2022	2023	2024	2025	2026	6 Year Total	
Construction	\$2,553,504	\$2,250,000	\$150,000	\$0	\$0	\$0	\$0	\$0	\$150,000	\$4,953,504
Design	\$210,812	\$0	\$0	\$0	\$0	\$0	\$0	\$0	\$0	\$210,812
Total	\$2,764,316	\$2,250,000	\$150,000	\$0	\$0	\$0	\$0	\$0	\$150,000	\$5,164,316

Funding

Funding Name	Source	Status*	Prior Funding	2020	Estimated Funding							Total
					2021	2022	2023	2024	2025	2026	6 Year Total	
Levy	Local	Funded	\$1,000,428	\$300,000	\$20,000	\$0	\$0	\$0	\$0	\$0	\$20,000	\$1,320,428
NHS	Federal	Funded	\$1,763,888	\$1,950,000	\$130,000	\$0	\$0	\$0	\$0	\$0	\$130,000	\$3,843,888
SIII-PDA-ROW	Local	Funded	\$0	\$0	\$0	\$0	\$0	\$0	\$0	\$0	\$0	\$0
Total			\$2,764,316	\$2,250,000	\$150,000	\$0	\$0	\$0	\$0	\$0	\$150,000	\$5,164,316

- *Status definitions
- Unidentified: Funding source has not yet been determined
 - Identified: Funding source has been found, but not yet requested
 - Applied: Grant or loan application has been submitted, or budget has been requested
 - Awarded: Grant or loan has been offered but the contract has not yet been signed or budget has not yet been approved by Council
 - Encumbered: Project contract has been signed and funds have been allocated to spend on the project

Street/Street Capital**Sprague Avenue Investment Phase II - Bernard St to Scott St**

STR-2016-69

Executive Summary

Pavement reconstruction and maintenance. Options for extending 3-lane section to the west. Placement of streetscape, updated lighting and signals, and integrate stormwater disposal. Lane reconfiguration may facilitate sidewalk and parking improvements.

Project Justification

The purpose of this project is to improve transportation for all modes and thus promote a vibrant livable community.

This project meets the following comprehensive plan goals and/or policies:

Meets TR Goals C. Accommodate Access to Daily Needs and Priority Destinations and D. Promote Economic Opportunity by accommodating access to daily destinations while enacting the vision of the Target Investment Strategy. The Project will also integrate utility updates; TR Goal G. Maximize Public.

Location

Other Location

Sprague Avenue - Bernard Street to Scott Street

Project Status

Active

Project number: 2014155 Two phases of construction: Phase 2a to begin in 2019 including the section between Scott and Grant. Phase 2b reaching to Bernard to be completed in 2021. UDRA funding for phase 2b pending.

External Factors

Possible funding through University District Revitalization Area (UDRA) revenue is under development.

Maintenance

Maintenance of capital facilities, buildings and infrastructure has an impact on a Department's operating budget, and thus routine maintenance costs for new and ongoing projects are identified in the table below.

	2021	2022	2023	2024	2025	Total
Expected Annual Maintenance	\$0	\$0	\$0	\$0	\$0	\$0

Maintenance Comments

Street/Street Capital

Sprague Avenue Investment Phase II - Bernard St to Scott St

STR-2016-69

Spending

Project Phase	Prior Spending	2020	Estimated Spending							Total
			2021	2022	2023	2024	2025	2026	6 Year Total	
Construction	\$2,744,483	\$290,000	\$3,525,000	\$500,000	\$0	\$0	\$0	\$0	\$4,025,000	\$7,059,483
Design	\$700,000	\$50,000	\$0	\$0	\$0	\$0	\$0	\$0	\$0	\$750,000
Total	\$3,444,483	\$340,000	\$3,525,000	\$500,000	\$0	\$0	\$0	\$0	\$4,025,000	\$7,809,483

Funding

Funding Name	Source	Status*	Prior Funding	2020	Estimated Funding							Total
					2021	2022	2023	2024	2025	2026	6 Year Total	
Levy	Local	Funded	\$3,004,983	\$340,000	\$25,000	\$0	\$0	\$0	\$0	\$0	\$25,000	\$3,369,983
STBG	Federal	Funded	\$439,500	\$0	\$0	\$0	\$0	\$0	\$0	\$0	\$0	\$439,500
UDRA	Local	Funded	\$0	\$0	\$3,500,000	\$500,000	\$0	\$0	\$0	\$0	\$4,000,000	\$4,000,000
Total			\$3,444,483	\$340,000	\$3,525,000	\$500,000	\$0	\$0	\$0	\$0	\$4,025,000	\$7,809,483

- *Status definitions
- Unidentified: Funding source has not yet been determined
 - Identified: Funding source has been found, but not yet requested
 - Applied: Grant or loan application has been submitted, or budget has been requested
 - Awarded: Grant or loan has been offered but the contract has not yet been signed or budget has not yet been approved by Council
 - Encumbered: Project contract has been signed and funds have been allocated to spend on the project

Street/Street Capital

Thor and Freya St, Hartson to Sprague Ave, Et. Al.

STR-2018-101

Executive Summary

Pavement reconstruction with concrete paving, of the couplet Thor St, and Freya St between Hartson and Sprague Avenues. Water main updates, upgrades to ADA ramps and minor curb and sidewalk repairs are anticipated. Lighting and traffic signal updates to include APS as appropriate.

Project Justification

The purpose of this project is to reconstruct deteriorated roadway and utilities.

This project meets the following comprehensive plan goals and/or policies:

Meets TR Goals C. Accommodate Access to Daily Needs and Priority Destinations and G. Maximize Public Benefits and Fiscal Responsibility With Integration by accommodating better access to daily needs while integrating utility updates into the project to maximize the public benefit.

Location

Other Location

Thor and Freya Streets (couplet) from Hartson Ave to Sprague Ave

Project Status

Active

Project number: 2018084

External Factors

Grant funds will be required to move into construction.

Maintenance

Maintenance of capital facilities, buildings and infrastructure has an impact on a Department's operating budget, and thus routine maintenance costs for new and ongoing projects are identified in the table below.

	2021	2022	2023	2024	2025	2026	Total
Expected Annual Maintenance	\$0	\$0	\$0	\$0	\$0	\$0	\$0

Maintenance Comments

Street/Street Capital

Thor and Freya St, Hartson to Sprague Ave, Et. Al.

STR-2018-101

Spending

Project Phase	Prior Spending	2020	Estimated Spending							Total
			2021	2022	2023	2024	2025	2026	6 Year Total	
Construction	\$0	\$0	\$0	\$5,450,000	\$2,785,605	\$0	\$0	\$0	\$8,235,605	\$8,235,605
Design	\$0	\$393,500	\$520,000	\$0	\$0	\$0	\$0	\$0	\$520,000	\$913,500
Land purchase	\$0	\$10,000	\$40,000	\$0	\$0	\$0	\$0	\$0	\$40,000	\$50,000
Total	\$0	\$403,500	\$560,000	\$5,450,000	\$2,785,605	\$0	\$0	\$0	\$8,795,605	\$9,199,105

Funding

Funding Name	Source	Status*	Prior Funding	2020	Estimated Funding							Total
					2021	2022	2023	2024	2025	2026	6 Year Total	
HIP	Federal	Funded	\$0	\$0	\$0	\$1,000,000	\$469,556	\$0	\$0	\$0	\$1,469,556	\$1,469,556
LEVY	Local	Funded	\$0	\$40,000	\$60,000	\$450,000	\$350,000	\$0	\$0	\$0	\$860,000	\$900,000
STBG	Federal	Funded	\$0	\$363,500	\$500,000	\$4,000,000	\$1,966,049	\$0	\$0	\$0	\$6,466,049	\$6,829,549
Total			\$0	\$403,500	\$560,000	\$5,450,000	\$2,785,605	\$0	\$0	\$0	\$8,795,605	\$9,199,105

- *Status definitions
- Unidentified: Funding source has not yet been determined
 - Identified: Funding source has been found, but not yet requested
 - Applied: Grant or loan application has been submitted, or budget has been requested
 - Awarded: Grant or loan has been offered but the contract has not yet been signed or budget has not yet been approved by Council
 - Encumbered: Project contract has been signed and funds have been allocated to spend on the project

Street/Street Capital

TJ Meenach Dr, TJ Meenach Bridge to Northwest Blvd

STR-2015-10

Executive Summary

Complete a full depth roadway replacement from TJ Meenach Bridge to Northwest Blvd, including TJ Meenach Bridge on/off ramps. Improvements to sewer, water, lighting, and communication conduit included. A shared use path will be added and work will include minor ADA Ramp replacement.

Project Justification

This section of road is deteriorating and needs repair. Sewer pipe routing will be updated and improved. River access will also be improved.

This project meets the following comprehensive plan goals and/or policies:

Meets TR Goals B. Provide Transportation Choice and G. Maximize Public Benefits and Fiscal Responsibility With Integration by maximizing the opportunity of integrating utility and transportation work in a project that delivers better transportation choices at this important link between communities.

Location

Other Location

TJ Meenach Dr, TJ Meenach Bridge to Northwest Blvd , to include on and off ramps on/off TJ Meenach.

Project Status

Active

Project number: 2014153

External Factors

Grant funds will be required to move into the construction phase. Delivery schedule will depend on construction sequencing for stormwater work.

Maintenance

Maintenance of capital facilities, buildings and infrastructure has an impact on a Department's operating budget, and thus routine maintenance costs for new and ongoing projects are identified in the table below.

	2021	2022	2023	2024	2025	2026	Total
Expected Annual Maintenance	\$3,000	\$3,000	\$0	\$0	\$0	\$0	\$6,000

Maintenance Comments

Street/Street Capital

TJ Meenach Dr, TJ Meenach Bridge to Northwest Blvd

STR-2015-10

Spending

Project Phase	Prior Spending	2020	Estimated Spending							Total
			2021	2022	2023	2024	2025	2026	6 Year Total	
Construction	\$0	\$0	\$2,500,000	\$2,500,000	\$0	\$0	\$0	\$0	\$5,000,000	\$5,000,000
Design	\$0	\$600,000	\$0	\$0	\$0	\$0	\$0	\$0	\$0	\$600,000
Total	\$0	\$600,000	\$2,500,000	\$2,500,000	\$0	\$0	\$0	\$0	\$5,000,000	\$5,600,000

Funding

Funding Name	Source	Status*	Prior Funding	2020	Estimated Funding							Total
					2021	2022	2023	2024	2025	2026	6 Year Total	
Levy	Local	Funded	\$0	\$600,000	\$2,500,000	\$2,500,000	\$0	\$0	\$0	\$0	\$5,000,000	\$5,600,000
Total			\$0	\$600,000	\$2,500,000	\$2,500,000	\$0	\$0	\$0	\$0	\$5,000,000	\$5,600,000

- *Status definitions
- Unidentified: Funding source has not yet been determined
 - Identified: Funding source has been found, but not yet requested
 - Applied: Grant or loan application has been submitted, or budget has been requested
 - Awarded: Grant or loan has been offered but the contract has not yet been signed or budget has not yet been approved by Council
 - Encumbered: Project contract has been signed and funds have been allocated to spend on the project

Street/Street Capital

Wall St, 1st Ave to Riverside Ave

STR-2017-14

Executive Summary

Pavement re-surfacing, sidewalk repair/updating, curb bump-outs, securing vaulted sidewalks, and upgrading lighting. Storm facilities will be updated as needed. This project will also build upon and complement the Spokane Transit Central City Line improvements.

Project Justification

Pavement and utility infrastructure are aging and will need rehabilitation. Vaulted sidewalks need attention to reduce risk of failure.

This project meets the following comprehensive plan goals and/or policies:

Meets TR Goal D. Promote Economic Opportunity in supporting functionality of the CCL. Accommodates access to daily needs through a variety of transportation choices; meeting TR Goals B. Provide Transportation Choices and C. Accommodate Access to Daily Needs and Priority Destinations.

Location

Other Location

Wall Street between 1st Avenue and Main Avenue.

Project Status

Active

Project number: 2017089 Project will be implemented as maintenance ahead of CCL in 2021. Full reconstruction will happen at a later time. Funding pending agreement with STA.

External Factors

Grant funds will be required to move into the construction phase. Also, STA is incorporating a portion of this project into their CCL implementation.

Maintenance

Maintenance of capital facilities, buildings and infrastructure has an impact on a Department’s operating budget, and thus routine maintenance costs for new and ongoing projects are identified in the table below.

	2021	2022	2023	2024	2025	2026	Total
Expected Annual Maintenance	\$0	\$0	\$0	\$0	\$0	\$0	\$0

Maintenance Comments

Street/Street Capital

Wall St, 1st Ave to Riverside Ave

STR-2017-14

Spending

Project Phase	Prior Spending	2020	Estimated Spending							Total
			2021	2022	2023	2024	2025	2026	6 Year Total	
Construction	\$0	\$0	\$1,780,000	\$0	\$0	\$0	\$0	\$0	\$1,780,000	\$1,780,000
Design	\$0	\$170,000	\$0	\$0	\$0	\$0	\$0	\$0	\$0	\$170,000
Total	\$0	\$170,000	\$1,780,000	\$0	\$0	\$0	\$0	\$0	\$1,780,000	\$1,950,000

Funding

Funding Name	Source	Status*	Prior Funding	2020	Estimated Funding							Total
					2021	2022	2023	2024	2025	2026	6 Year Total	
REET	Local	Funded	\$0	\$70,000	\$700,000	\$0	\$0	\$0	\$0	\$0	\$700,000	\$770,000
STA	Local	Funded	\$0	\$100,000	\$1,080,000	\$0	\$0	\$0	\$0	\$0	\$1,080,000	\$1,180,000
Total			\$0	\$170,000	\$1,780,000	\$0	\$0	\$0	\$0	\$0	\$1,780,000	\$1,950,000

- *Status definitions
- Unidentified: Funding source has not yet been determined
 - Identified: Funding source has been found, but not yet requested
 - Applied: Grant or loan application has been submitted, or budget has been requested
 - Awarded: Grant or loan has been offered but the contract has not yet been signed or budget has not yet been approved by Council
 - Encumbered: Project contract has been signed and funds have been allocated to spend on the project

Street/Street Capital

Wellesley Ave, Freya St to Havana St

STR-2018-3

Executive Summary

Construction of full depth pavement, sidewalk, and bicycle infrastructure to align with present plans and future development expectations. Updates to water and stormwater utilities will take place as necessary.

Project Justification

Industrial freight connection from 'The Yard' to the adjacent T-1 and Interstate truck routes.

This project meets the following comprehensive plan goals and/or policies:

Meets TR Goals B. Provide Transportation Choices and D. Promote Economic Opportunity by incorporating better transportation choices to all users while supporting the surrounding industrial development. Also promotes active transport; TR goal F. Enhance Public Health & Safety.

Location

Other Location

Wellesley Avenue between Freya Street and Havana Street

Project Status

Active

Project number: 2018076

External Factors

NSC timing will have Wellesley Avenue closed for a 3-year period between Freya and Market.

Maintenance

Maintenance of capital facilities, buildings and infrastructure has an impact on a Department's operating budget, and thus routine maintenance costs for new and ongoing projects are identified in the table below.

	2021	2022	2023	2024	2025	2026	Total
Expected Annual Maintenance	\$0	\$0	\$0	\$0	\$0	\$0	\$0

Maintenance Comments

Street/Street Capital

Wellesley Ave, Freya St to Havana St

STR-2018-3

Spending

Project Phase	Prior Spending	2020	Estimated Spending							Total
			2021	2022	2023	2024	2025	2026	6 Year Total	
Design	\$0	\$0	\$0	\$0	\$0	\$0	\$0	\$230,000	\$230,000	\$230,000
Land purchase	\$0	\$0	\$0	\$0	\$0	\$0	\$0	\$100,000	\$100,000	\$100,000
Total	\$0	\$0	\$0	\$0	\$0	\$0	\$0	\$330,000	\$330,000	\$330,000

Funding

Funding Name	Source	Status*	Prior Funding	2020	Estimated Funding							Total
					2021	2022	2023	2024	2025	2026	6 Year Total	
FMSIB	Identified	Unfunded	\$0	\$0	\$0	\$0	\$0	\$0	\$0	\$220,000	\$220,000	\$220,000
Levy	Local	Funded	\$0	\$0	\$0	\$0	\$0	\$0	\$0	\$110,000	\$110,000	\$110,000
Total			\$0	\$0	\$0	\$0	\$0	\$0	\$0	\$330,000	\$330,000	\$330,000

*Status definitions

- Unidentified: Funding source has not yet been determined
- Identified: Funding source has been found, but not yet requested
- Applied: Grant or loan application has been submitted, or budget has been requested
- Awarded: Grant or loan has been offered but the contract has not yet been signed or budget has not yet been approved by Council
- Encumbered: Project contract has been signed and funds have been allocated to spend on the project

Street/Street Capital

Wellesley Avenue – Division to Nevada

STR-2018-11

Executive Summary

Construct full depth roadway, repair sidewalk, communication conduit and cable, signal and utility updates. APS updates to signals as appropriate.

Project Justification

Roadway and utility deterioration require attention.

This project meets the following comprehensive plan goals and/or policies:

Meets TR Goals B. Provide Transportation Choices and C. Accommodate Access to Daily Needs and Priority Destinations by accommodating daily access and also improving upon infrastructure for drivers and pedestrians.

Location

Other Location

Wellesley Avenue between Division Street and Nevada Street

Project Status

Active

Project number: 2018091

Begin planning in 2026. Design and construction phases to follow beyond 2026.

External Factors

Maintenance

Maintenance of capital facilities, buildings and infrastructure has an impact on a Department’s operating budget, and thus routine maintenance costs for new and ongoing projects are identified in the table below.

	2021	2022	2023	2024	2025	2026	Total
Expected Annual Maintenance	\$0	\$0	\$0	\$0	\$0	\$0	\$0

Maintenance Comments

Street/Street Capital

Wellesley Avenue – Division to Nevada

STR-2018-11

Spending

Project Phase	Prior Spending	2020	Estimated Spending							Total
			2021	2022	2023	2024	2025	2026	6 Year Total	
Planning	\$0	\$0	\$0	\$0	\$0	\$0	\$0	\$15,000	\$15,000	\$15,000
Total	\$0	\$0	\$0	\$0	\$0	\$0	\$0	\$15,000	\$15,000	\$15,000

Funding

Funding Name	Source	Status*	Prior Funding	2020	Estimated Funding							Total
					2021	2022	2023	2024	2025	2026	6 Year Total	
Levy	Local	Funded	\$0	\$0	\$0	\$0	\$0	\$0	\$0	\$15,000	\$15,000	\$15,000
Total			\$0	\$0	\$0	\$0	\$0	\$0	\$0	\$15,000	\$15,000	\$15,000

- *Status definitions
- Unidentified: Funding source has not yet been determined
 - Identified: Funding source has been found, but not yet requested
 - Applied: Grant or loan application has been submitted, or budget has been requested
 - Awarded: Grant or loan has been offered but the contract has not yet been signed or budget has not yet been approved by Council
 - Encumbered: Project contract has been signed and funds have been allocated to spend on the project

Street/Vehicle and Equipment

1/2 Ton 4x4 Pickup for Signal/Lights in 2022

STR-2020-83

Executive Summary

1/2 ton 4x4 pickup used to support the signal/light crew.

Project Justification

The pickup is used by the signal/light crew to inspect projects, complete locates and repair of signal and street lights.

This project meets the following comprehensive plan goals and/or policies:

Location

Other Location

901 N Nelson

Project Status

Active

1/2 Ton 4x4 pickup

External Factors

None

Maintenance

Maintenance of capital facilities, buildings and infrastructure has an impact on a Department's operating budget, and thus routine maintenance costs for new and ongoing projects are identified in the table below.

	2021	2022	2023	2024	2025	2026	Total
Expected Annual Maintenance	\$0	\$0	\$0	\$0	\$0	\$0	\$0

Maintenance Comments

Street/Vehicle and Equipment

1/2 Ton 4x4 Pickup for Signal/Lights in 2022

STR-2020-83

Spending

Project Phase	Prior Spending	2020	Estimated Spending							Total
			2021	2022	2023	2024	2025	2026	6 Year Total	
Purchases	\$0	\$0	\$0	\$40,000	\$0	\$0	\$0	\$0	\$40,000	\$40,000
Total	\$0	\$0	\$0	\$40,000	\$0	\$0	\$0	\$0	\$40,000	\$40,000

Funding

Funding Name	Source	Status*	Prior Funding	2020	Estimated Funding							Total
					2021	2022	2023	2024	2025	2026	6 Year Total	
Fleet Replacement Fund	Identified	Funded	\$0	\$0	\$0	\$40,000	\$0	\$0	\$0	\$0	\$40,000	\$40,000
Total			\$0	\$0	\$0	\$40,000	\$0	\$0	\$0	\$0	\$40,000	\$40,000

*Status definitions

- Unidentified: Funding source has not yet been determined
- Identified: Funding source has been found, but not yet requested
- Applied: Grant or loan application has been submitted, or budget has been requested
- Awarded: Grant or loan has been offered but the contract has not yet been signed or budget has not yet been approved by Council
- Encumbered: Project contract has been signed and funds have been allocated to spend on the project

Street/Vehicle and Equipment

10 tonVibratory Asphalt roller #422287 1998 Caterpillar 2025

STR-2018-49

Executive Summary

Replacement of an existing 10 ton vibratory double drum roller following the industry standard for equipment replacement. This equipment is used to achieve proper compaction of both the subgrade and asphalt. We review every piece of equipment to determine the exact need at the time of replacement.

Project Justification

This roller is used by our asphalt crews to compact both asphalt and the subgrade to the proper compaction.

This project meets the following comprehensive plan goals and/or policies:

Yes meet goals

Location

Other Location

901 N. Nelson

Project Status

Active

Anticipated replacement in 2025

External Factors

Maintenance

Maintenance of capital facilities, buildings and infrastructure has an impact on a Department's operating budget, and thus routine maintenance costs for new and ongoing projects are identified in the table below.

	2021	2022	2023	2024	2025	2026	Total
Expected Annual Maintenance	\$0	\$0	\$0	\$0	\$0	\$0	\$0

Maintenance Comments

Maintenance is covered by our Fleet rental rates

Street/Vehicle and Equipment

10 tonVibratory Asphalt roller #422287 1998 Caterpillar 2025

STR-2018-49

Spending

Project Phase	Prior Spending	2020	Estimated Spending							Total
			2021	2022	2023	2024	2025	2026	6 Year Total	
Purchases	\$0	\$0	\$0	\$0	\$0	\$0	\$130,000	\$0	\$130,000	\$130,000
Total	\$0	\$0	\$0	\$0	\$0	\$0	\$130,000	\$0	\$130,000	\$130,000

Funding

Funding Name	Source	Status*	Prior Funding	2020	Estimated Funding							Total
					2021	2022	2023	2024	2025	2026	6 Year Total	
Fleet Replacement Fund	Identified	Funded	\$0	\$0	\$0	\$0	\$0	\$0	\$130,000	\$0	\$130,000	\$130,000
Total			\$0	\$0	\$0	\$0	\$0	\$0	\$130,000	\$0	\$130,000	\$130,000

*Status definitions

- Unidentified: Funding source has not yet been determined
- Identified: Funding source has been found, but not yet requested
- Applied: Grant or loan application has been submitted, or budget has been requested
- Awarded: Grant or loan has been offered but the contract has not yet been signed or budget has not yet been approved by Council
- Encumbered: Project contract has been signed and funds have been allocated to spend on the project

Street/Vehicle and Equipment
10wheel flshr/deicr/plow/OMCO 2021
STR-2015-19

Executive Summary

Replacement of an existing 10 wheeled 3200 gallon flusher/deicer/plow following industry standards for replacement. During the winter months this vehicle can operate 24/7 conducting snow and ice control. We review every piece of equipment to determine the proper need when replacing.

Project Justification

This is a 10 wheel tanker truck used as part of our sweeping team to flush the roadway helping the city meet the PM 10 Air Quality Standard. During the winter it is a deicer/plow truck.

This project meets the following comprehensive plan goals and/or policies:

Location

Other Location
901 N.Nelson

Project Status

Active
Anticipated replacement in 2026

External Factors

Maintenance

Maintenance of capital facilities, buildings and infrastructure has an impact on a Department's operating budget, and thus routine maintenance costs for new and ongoing projects are identified in the table below.

	2021	2022	2023	2024	2025	2026	Total
Expected Annual Maintenance	\$0	\$0	\$0	\$0	\$0	\$0	\$0

Maintenance Comments

Maintenance is included in our hourly Fleet rate

Street/Vehicle and Equipment
10wheel flshr/deicr/plow/OMCO 2021
STR-2015-19

Spending

Project Phase	Prior Spending	2020	Estimated Spending							Total
			2021	2022	2023	2024	2025	2026	6 Year Total	
Purchases	\$0	\$0	\$340,000	\$0	\$0	\$0	\$0	\$0	\$340,000	\$340,000
Total	\$0	\$0	\$340,000	\$0	\$0	\$0	\$0	\$0	\$340,000	\$340,000

Funding

Funding Name	Source	Status*	Prior Funding	2020	Estimated Funding							Total
					2021	2022	2023	2024	2025	2026	6 Year Total	
Fleet Replacement Fund	Identified	Funded	\$0	\$0	\$340,000	\$0	\$0	\$0	\$0	\$0	\$340,000	\$340,000
Total			\$0	\$0	\$340,000	\$0	\$0	\$0	\$0	\$0	\$340,000	\$340,000

*Status definitions

- Unidentified: Funding source has not yet been determined
- Identified: Funding source has been found, but not yet requested
- Applied: Grant or loan application has been submitted, or budget has been requested
- Awarded: Grant or loan has been offered but the contract has not yet been signed or budget has not yet been approved by Council
- Encumbered: Project contract has been signed and funds have been allocated to spend on the project

Street/Vehicle and Equipment
10wheel flshr/deicr/plow/OMCO 2026
STR-2020-71

Executive Summary

Replacement of an existing 10 wheeled 2200 gallon flusher/deicer/plow following industry standards for replacement. During the winter months this vehicle can operate 24/7 conducting snow and ice control. We review every piece of equipment to determine the proper need when replacing.

Project Justification

This is a 10 wheel tanker truck used as part of our sweeping team to flush the roadway helping the city meet the PM 10 Air Quality Standard. During the winter it is a deicer/plow truck.
This project meets the following comprehensive plan goals and/or policies:

Location

Other Location
901 N.Nelson

Project Status

Active
Anticipated replacement in 2026

External Factors

Maintenance

Maintenance of capital facilities, buildings and infrastructure has an impact on a Department’s operating budget, and thus routine maintenance costs for new and ongoing projects are identified in the table below.

	2021	2022	2023	2024	2025	2026	Total
Expected Annual Maintenance	\$0	\$0	\$0	\$0	\$0	\$0	\$0

Maintenance Comments

Maintenance is included in our hourly Fleet rate

Street/Vehicle and Equipment
10wheel flshr/deicr/plow/OMCO 2026
STR-2020-71

Spending

Project Phase	Prior Spending	2020	Estimated Spending							Total
			2021	2022	2023	2024	2025	2026	6 Year Total	
Purchases	\$0	\$0	\$0	\$0	\$0	\$0	\$0	\$360,000	\$360,000	\$360,000
Total	\$0	\$0	\$0	\$0	\$0	\$0	\$0	\$360,000	\$360,000	\$360,000

Funding

Funding Name	Source	Status*	Prior Funding	2020	Estimated Funding							Total
					2021	2022	2023	2024	2025	2026	6 Year Total	
Fleet Replacement Fund	Identified	Funded	\$0	\$0	\$0	\$0	\$0	\$0	\$0	\$360,000	\$360,000	\$360,000
Total			\$0	\$0	\$0	\$0	\$0	\$0	\$0	\$360,000	\$360,000	\$360,000

- *Status definitions
- Unidentified: Funding source has not yet been determined
 - Identified: Funding source has been found, but not yet requested
 - Applied: Grant or loan application has been submitted, or budget has been requested
 - Awarded: Grant or loan has been offered but the contract has not yet been signed or budget has not yet been approved by Council
 - Encumbered: Project contract has been signed and funds have been allocated to spend on the project

Street/Vehicle and Equipment

2 10 Wheel 10 Yd. Dump Trucks 2024

STR-2020-69

Executive Summary

Replacement of an existing 10 wheeled, 10 yard dump truck following the industry standard for vehicle replacement. This vehicle is the work horse for the Street Department used for snow plowing and hauling materials. We review every piece of equipment to determine the exact need when replacing.

Project Justification

This is a 10 yd dump truck that is used for all Street Department tasks. Plowing in the winter months and hauling gravel, asphalt, grindings and debris during the other months of the year.

This project meets the following comprehensive plan goals and/or policies:

Location

Other Location

901 N. Nelson

Project Status

Active

Anticipated replacement in 2024 with a plow

External Factors

Maintenance

Maintenance of capital facilities, buildings and infrastructure has an impact on a Department's operating budget, and thus routine maintenance costs for new and ongoing projects are identified in the table below.

	2021	2022	2023	2024	2025	2026	Total
Expected Annual Maintenance	\$0	\$0	\$0	\$0	\$0	\$0	\$0

Maintenance Comments

Maintenance is covered in our rental rates

Street/Vehicle and Equipment

2 10 Wheel 10 Yd. Dump Trucks 2024

STR-2020-69

Spending

Project Phase	Prior Spending	2020	Estimated Spending							Total
			2021	2022	2023	2024	2025	2026	6 Year Total	
Purchases	\$0	\$0	\$0	\$0	\$0	\$725,000	\$0	\$0	\$725,000	\$725,000
Total	\$0	\$0	\$0	\$0	\$0	\$725,000	\$0	\$0	\$725,000	\$725,000

Funding

Funding Name	Source	Status*	Prior Funding	2020	Estimated Funding							Total
					2021	2022	2023	2024	2025	2026	6 Year Total	
Fleet Replacement Fund	Identified	Funded	\$0	\$0	\$0	\$0	\$0	\$725,000	\$0	\$0	\$725,000	\$725,000
Total			\$0	\$0	\$0	\$0	\$0	\$725,000	\$0	\$0	\$725,000	\$725,000

*Status definitions

- Unidentified: Funding source has not yet been determined
- Identified: Funding source has been found, but not yet requested
- Applied: Grant or loan application has been submitted, or budget has been requested
- Awarded: Grant or loan has been offered but the contract has not yet been signed or budget has not yet been approved by Council
- Encumbered: Project contract has been signed and funds have been allocated to spend on the project

Street/Vehicle and Equipment

2 10 Wheel 10 Yd. Dump Trucks 2026 with slide in sanders

STR-2015-23

Executive Summary

Replacement of an existing 10 wheeled, 10 yard dump truck following the industry standard for vehicle replacement. This vehicle is the work horse for the Street Department used for snow plowing and hauling materials. We review every piece of equipment to determine the exact need when replacing.

Project Justification

This is a 10 yd dump truck that is used for all Street Department tasks. Plowing in the winter months and hauling gravel, asphalt, grindings and debris during the other months of the year.

This project meets the following comprehensive plan goals and/or policies:

Location

Other Location

901 N. Nelson

Project Status

Active

Replacement in 2026

External Factors

Maintenance

Maintenance of capital facilities, buildings and infrastructure has an impact on a Department's operating budget, and thus routine maintenance costs for new and ongoing projects are identified in the table below.

	2021	2022	2023	2024	2025	2026	Total
Expected Annual Maintenance	\$0	\$0	\$0	\$0	\$0	\$0	\$0

Maintenance Comments

Maintenance is covered in our rental rates

Street/Vehicle and Equipment

2 10 Wheel 10 Yd. Dump Trucks 2026 with slide in sanders

STR-2015-23

Spending

Project Phase	Prior Spending	2020	Estimated Spending							Total
			2021	2022	2023	2024	2025	2026	6 Year Total	
Purchases	\$0	\$0	\$0	\$0	\$0	\$0	\$0	\$600,000	\$600,000	\$600,000
Total	\$0	\$0	\$0	\$0	\$0	\$0	\$0	\$600,000	\$600,000	\$600,000

Funding

Funding Name	Source	Status*	Prior Funding	2020	Estimated Funding							Total
					2021	2022	2023	2024	2025	2026	6 Year Total	
Fleet Replacement Fund	Identified	Funded	\$0	\$0	\$0	\$0	\$0	\$0	\$0	\$600,000	\$600,000	\$600,000
Total			\$0	\$0	\$0	\$0	\$0	\$0	\$0	\$600,000	\$600,000	\$600,000

*Status definitions

- Unidentified: Funding source has not yet been determined
- Identified: Funding source has been found, but not yet requested
- Applied: Grant or loan application has been submitted, or budget has been requested
- Awarded: Grant or loan has been offered but the contract has not yet been signed or budget has not yet been approved by Council
- Encumbered: Project contract has been signed and funds have been allocated to spend on the project

Street/Vehicle and Equipment

3 Replacement 10 Wheel Dumptrucks 2023

STR-2017-85

Executive Summary

Future Equipment replacement

Project Justification

To continue the maintenance of the Street and Bridge infrastructure

This project meets the following comprehensive plan goals and/or policies:

Location

Other Location

901 N. Nelson

Project Status

Active

purchase in 2023

External Factors

Maintenance

Maintenance of capital facilities, buildings and infrastructure has an impact on a Department’s operating budget, and thus routine maintenance costs for new and ongoing projects are identified in the table below.

	2021	2022	2023	2024	2025	2026	Total
Expected Annual Maintenance	\$0	\$0	\$0	\$0	\$0	\$0	\$0

Maintenance Comments

Maintenance is provided as part of rental agreement with fleet.

Street/Vehicle and Equipment

3 Replacement 10 Wheel Dumptrucks 2023

STR-2017-85

Spending

Project Phase	Prior Spending	2020	Estimated Spending							Total
			2021	2022	2023	2024	2025	2026	6 Year Total	
Purchases	\$0	\$0	\$0	\$0	\$900,000	\$0	\$0	\$0	\$900,000	\$900,000
Total	\$0	\$0	\$0	\$0	\$900,000	\$0	\$0	\$0	\$900,000	\$900,000

Funding

Funding Name	Source	Status*	Prior Funding	2020	Estimated Funding							Total
					2021	2022	2023	2024	2025	2026	6 Year Total	
Fleet Replacement Fund	Identified	Funded	\$0	\$0	\$0	\$0	\$900,000	\$0	\$0	\$0	\$900,000	\$900,000
Total			\$0	\$0	\$0	\$0	\$900,000	\$0	\$0	\$0	\$900,000	\$900,000

*Status definitions

- Unidentified: Funding source has not yet been determined
- Identified: Funding source has been found, but not yet requested
- Applied: Grant or loan application has been submitted, or budget has been requested
- Awarded: Grant or loan has been offered but the contract has not yet been signed or budget has not yet been approved by Council
- Encumbered: Project contract has been signed and funds have been allocated to spend on the project

Street/Vehicle and Equipment

3 Replacement 6 Wheel Dumptrucks 2023

STR-2017-83

Executive Summary

Future Equipment replacement

Project Justification

To continue the maintenance of the Street and Bridge infrastructure

This project meets the following comprehensive plan goals and/or policies:

Location

Other Location

901 N. Nelson

Project Status

Active

purchase in 2023

External Factors

Maintenance

Maintenance of capital facilities, buildings and infrastructure has an impact on a Department’s operating budget, and thus routine maintenance costs for new and ongoing projects are identified in the table below.

	2021	2022	2023	2024	2025	2026	Total
Expected Annual Maintenance	\$0	\$0	\$0	\$0	\$0	\$0	\$0

Maintenance Comments

Street/Vehicle and Equipment

3 Replacement 6 Wheel Dumptrucks 2023

STR-2017-83

Spending

Project Phase	Prior Spending	2020	Estimated Spending							Total
			2021	2022	2023	2024	2025	2026	6 Year Total	
Purchases	\$0	\$0	\$0	\$0	\$780,000	\$0	\$0	\$0	\$780,000	\$780,000
Total	\$0	\$0	\$0	\$0	\$780,000	\$0	\$0	\$0	\$780,000	\$780,000

Funding

Funding Name	Source	Status*	Prior Funding	2020	Estimated Funding							Total
					2021	2022	2023	2024	2025	2026	6 Year Total	
Fleet Replacement Fund	Identified	Funded	\$0	\$0	\$0	\$0	\$780,000	\$0	\$0	\$0	\$780,000	\$780,000
Total			\$0	\$0	\$0	\$0	\$780,000	\$0	\$0	\$0	\$780,000	\$780,000

- *Status definitions
- Unidentified: Funding source has not yet been determined
 - Identified: Funding source has been found, but not yet requested
 - Applied: Grant or loan application has been submitted, or budget has been requested
 - Awarded: Grant or loan has been offered but the contract has not yet been signed or budget has not yet been approved by Council
 - Encumbered: Project contract has been signed and funds have been allocated to spend on the project

Street/Vehicle and Equipment

4 Replacement Road Graders 2024

STR-2018-24

Executive Summary

Replacement of an existing articulating grader with 14 ft. moldboard following industry standards for replacement. We review every piece of equipment to determine the proper need when replacing.

Project Justification

This maintains shoulders, improved dirt streets, asphalt repair, and snow plowing.

This project meets the following comprehensive plan goals and/or policies:

Location

Other Location

901 N. Nelson

Project Status

Active

Anticipated replacement in 2024

External Factors

Maintenance

Maintenance of capital facilities, buildings and infrastructure has an impact on a Department’s operating budget, and thus routine maintenance costs for new and ongoing projects are identified in the table below.

	2021	2022	2023	2024	2025	2026	Total
Expected Annual Maintenance	\$0	\$0	\$0	\$0	\$0	\$0	\$0

Maintenance Comments

Maintenance is covered in our Fleet rental rates

Street/Vehicle and Equipment

4 Replacement Road Graders 2024

STR-2018-24

Spending

Project Phase	Prior Spending	2020	Estimated Spending							Total
			2021	2022	2023	2024	2025	2026	6 Year Total	
Purchases	\$0	\$0	\$0	\$0	\$0	\$1,500,000	\$0	\$0	\$1,500,000	\$1,500,000
Total	\$0	\$0	\$0	\$0	\$0	\$1,500,000	\$0	\$0	\$1,500,000	\$1,500,000

Funding

Funding Name	Source	Status*	Prior Funding	2020	Estimated Funding							Total
					2021	2022	2023	2024	2025	2026	6 Year Total	
Fleet Replacement Fund	Identified	Funded	\$0	\$0	\$0	\$0	\$0	\$1,500,000	\$0	\$0	\$1,500,000	\$1,500,000
Total			\$0	\$0	\$0	\$0	\$0	\$1,500,000	\$0	\$0	\$1,500,000	\$1,500,000

- *Status definitions
- Unidentified: Funding source has not yet been determined
 - Identified: Funding source has been found, but not yet requested
 - Applied: Grant or loan application has been submitted, or budget has been requested
 - Awarded: Grant or loan has been offered but the contract has not yet been signed or budget has not yet been approved by Council
 - Encumbered: Project contract has been signed and funds have been allocated to spend on the project

Street/Vehicle and Equipment

6 wheel Dump/plow truck #423369 2001 IHC 2022

STR-2016-82

Executive Summary

Replacement of an existing 6 wheeled, 6 yd dump truck following the industry standard for vehicle replacement. This vehicle is used for snow plowing and hauling materials. We review every piece of equipment to determine the exact need when replacing.

Project Justification

This is a 6 yd dump truck that is used for all Street Department tasks. Plowing in the winter months and hauling gravel, asphalt, grindings, and debris during the other months of the year.

This project meets the following comprehensive plan goals and/or policies:

Location

Other Location

901 N. Nelson

Project Status

Active

Anticipated replacement in 2022

External Factors

Maintenance

Maintenance of capital facilities, buildings and infrastructure has an impact on a Department's operating budget, and thus routine maintenance costs for new and ongoing projects are identified in the table below.

	2021	2022	2023	2024	2025	2026	Total
Expected Annual Maintenance	\$0	\$0	\$0	\$0	\$0	\$0	\$0

Maintenance Comments

Maintenance is covered by our Fleet rental rate

Street/Vehicle and Equipment

6 wheel Dump/plow truck #423369 2001 IHC 2022

STR-2016-82

Spending

Project Phase	Prior Spending	2020	Estimated Spending							Total
			2021	2022	2023	2024	2025	2026	6 Year Total	
Purchases	\$0	\$0	\$0	\$213,000	\$0	\$0	\$0	\$0	\$213,000	\$213,000
Total	\$0	\$0	\$0	\$213,000	\$0	\$0	\$0	\$0	\$213,000	\$213,000

Funding

Funding Name	Source	Status*	Prior Funding	2020	Estimated Funding							Total
					2021	2022	2023	2024	2025	2026	6 Year Total	
Fleet Replacement Fund	Identified	Funded	\$0	\$0	\$0	\$213,000	\$0	\$0	\$0	\$0	\$213,000	\$213,000
Total			\$0	\$0	\$0	\$213,000	\$0	\$0	\$0	\$0	\$213,000	\$213,000

*Status definitions

- Unidentified: Funding source has not yet been determined
- Identified: Funding source has been found, but not yet requested
- Applied: Grant or loan application has been submitted, or budget has been requested
- Awarded: Grant or loan has been offered but the contract has not yet been signed or budget has not yet been approved by Council
- Encumbered: Project contract has been signed and funds have been allocated to spend on the project

Street/Vehicle and Equipment

6 wheel dump/plow truck #423370 2001 IHC 2022

STR-2016-83

Executive Summary

Replacement of an existing 6 wheeled, 6 yd dump truck following the industry standard for vehicle replacement. This vehicle is used for snow plowing and hauling materials. We review every piece of equipment to determine the exact need when replacing.

Project Justification

This is a 6 yd dump truck that is used for all Street Department tasks. Plowing in the winter months and hauling gravel, asphalt, grindings, and debris during the other months of the year.

This project meets the following comprehensive plan goals and/or policies:

Location

Other Location

901 N.Nelson

Project Status

Active

Anticipated replacement in 2022

External Factors

Maintenance

Maintenance of capital facilities, buildings and infrastructure has an impact on a Department's operating budget, and thus routine maintenance costs for new and ongoing projects are identified in the table below.

	2021	2022	2023	2024	2025	2026	Total
Expected Annual Maintenance	\$0	\$0	\$0	\$0	\$0	\$0	\$0

Maintenance Comments

Maintenance is covered by our Fleet rental rates

Street/Vehicle and Equipment
6 wheel dump/plow truck #423370 2001 IHC 2022
STR-2016-83

Spending

Project Phase	Prior Spending	2020	Estimated Spending							Total
			2021	2022	2023	2024	2025	2026	6 Year Total	
Purchases	\$0	\$0	\$0	\$213,000	\$0	\$0	\$0	\$0	\$213,000	\$213,000
Total	\$0	\$0	\$0	\$213,000	\$0	\$0	\$0	\$0	\$213,000	\$213,000

Funding

Funding Name	Source	Status*	Prior Funding	2020	Estimated Funding							Total
					2021	2022	2023	2024	2025	2026	6 Year Total	
Fleet Replacement Fund	Identified	Funded	\$0	\$0	\$0	\$213,000	\$0	\$0	\$0	\$0	\$213,000	\$213,000
Total			\$0	\$0	\$0	\$213,000	\$0	\$0	\$0	\$0	\$213,000	\$213,000

- *Status definitions
- Unidentified: Funding source has not yet been determined
 - Identified: Funding source has been found, but not yet requested
 - Applied: Grant or loan application has been submitted, or budget has been requested
 - Awarded: Grant or loan has been offered but the contract has not yet been signed or budget has not yet been approved by Council
 - Encumbered: Project contract has been signed and funds have been allocated to spend on the project

Street/Vehicle and Equipment

6 wheel Dump/plow truck #424406 2003 IHC 2022

STR-2016-84

Executive Summary

Replacement of an existing 6 wheeled, 6 yd dump truck following the industry standard for vehicle replacement. This vehicle is used for snow plowing and hauling materials. We review every piece of equipment to determine the exact need when replacing.

Project Justification

This is a 6 yd dump truck that is used for all Street Department tasks. Plowing in the winter months and hauling gravel, asphalt, grindings, and debris during the other months of the year.

This project meets the following comprehensive plan goals and/or policies:

Location

Other Location

901 N. Nelson

Project Status

Active

Anticipated replacement in 2022

External Factors

Maintenance

Maintenance of capital facilities, buildings and infrastructure has an impact on a Department's operating budget, and thus routine maintenance costs for new and ongoing projects are identified in the table below.

	2021	2022	2023	2024	2025	2026	Total
Expected Annual Maintenance	\$0	\$0	\$0	\$0	\$0	\$0	\$0

Maintenance Comments

Maintenance is in our Fleet rental rates

Street/Vehicle and Equipment
6 wheel Dump/plow truck #424406 2003 IHC 2022
STR-2016-84

Spending

Project Phase	Prior Spending	2020	Estimated Spending							Total
			2021	2022	2023	2024	2025	2026	6 Year Total	
Purchases	\$0	\$0	\$0	\$213,000	\$0	\$0	\$0	\$0	\$213,000	\$213,000
Total	\$0	\$0	\$0	\$213,000	\$0	\$0	\$0	\$0	\$213,000	\$213,000

Funding

Funding Name	Source	Status*	Prior Funding	2020	Estimated Funding							Total
					2021	2022	2023	2024	2025	2026	6 Year Total	
Fleet Replacement Fund	Identified	Funded	\$0	\$0	\$0	\$213,000	\$0	\$0	\$0	\$0	\$213,000	\$213,000
Total			\$0	\$0	\$0	\$213,000	\$0	\$0	\$0	\$0	\$213,000	\$213,000

- *Status definitions
- Unidentified: Funding source has not yet been determined
 - Identified: Funding source has been found, but not yet requested
 - Applied: Grant or loan application has been submitted, or budget has been requested
 - Awarded: Grant or loan has been offered but the contract has not yet been signed or budget has not yet been approved by Council
 - Encumbered: Project contract has been signed and funds have been allocated to spend on the project

Street/Vehicle and Equipment

6 wheel Flshr/deicr/plow #427328 2009 Freightliner/OMCO 2021

STR-2015-168

Executive Summary

Replacement of an existing 6 wheeled 2200 gallon flusher/deicer/plow following industry standards for replacement. During the winter months this vehicle can operate 24/7 conducting snow and ice control. We review every piece of equipment to determine the proper need when replacing.

Project Justification

This is a 6 wheel tanker truck used as part of our sweeping team to flush the roadway helping the city meet the PM 10 Air Quality Standard. During the winter it is a deicer/plow truck.

This project meets the following comprehensive plan goals and/or policies:

Location

Other Location

901 N.Nelson

Project Status

Active

anticipated replacement in 2021

External Factors

Maintenance

Maintenance of capital facilities, buildings and infrastructure has an impact on a Department's operating budget, and thus routine maintenance costs for new and ongoing projects are identified in the table below.

	2021	2022	2023	2024	2025	2026	Total
Expected Annual Maintenance	\$0	\$0	\$0	\$0	\$0	\$0	\$0

Maintenance Comments

maintenance is covered by our Fleet rental rate

Street/Vehicle and Equipment
6 wheel Flshr/deicr/plow #427328 2009 Freightliner/OMCO 2021
STR-2015-168

Spending

Project Phase	Prior Spending	2020	Estimated Spending							Total
			2021	2022	2023	2024	2025	2026	6 Year Total	
Purchases	\$0	\$0	\$340,000	\$0	\$0	\$0	\$0	\$0	\$340,000	\$340,000
Total	\$0	\$0	\$340,000	\$0	\$0	\$0	\$0	\$0	\$340,000	\$340,000

Funding

Funding Name	Source	Status*	Prior Funding	2020	Estimated Funding							Total
					2021	2022	2023	2024	2025	2026	6 Year Total	
Fleet Replacement Fund	Identified	Funded	\$0	\$0	\$340,000	\$0	\$0	\$0	\$0	\$0	\$340,000	\$340,000
Total			\$0	\$0	\$340,000	\$0	\$0	\$0	\$0	\$0	\$340,000	\$340,000

- *Status definitions
- Unidentified: Funding source has not yet been determined
 - Identified: Funding source has been found, but not yet requested
 - Applied: Grant or loan application has been submitted, or budget has been requested
 - Awarded: Grant or loan has been offered but the contract has not yet been signed or budget has not yet been approved by Council
 - Encumbered: Project contract has been signed and funds have been allocated to spend on the project

Street/Vehicle and Equipment

6 wheel Flshr/deicr/plow Freightliner/OMCO 2025

STR-2020-87

Executive Summary

Replacement of an existing 6 wheeled 2200 gallon flusher/deicer/plow following industry standards for replacement. During the winter months this vehicle can operate 24/7 conducting snow and ice control. We review every piece of equipment to determine the proper need when replacing.

Project Justification

This is a 6 wheel tanker truck used as part of our sweeping team to flush the roadway helping the city meet the PM 10 Air Quality Standard. During the winter it is a deicer/plow truck.

This project meets the following comprehensive plan goals and/or policies:

Location

Other Location

901 N.Nelson

Project Status

Active

anticipated replacement in 2025

External Factors

Maintenance

Maintenance of capital facilities, buildings and infrastructure has an impact on a Department’s operating budget, and thus routine maintenance costs for new and ongoing projects are identified in the table below.

	2021	2022	2023	2024	2025	2026	Total
Expected Annual Maintenance	\$0	\$0	\$0	\$0	\$0	\$0	\$0

Maintenance Comments

maintenance is covered by our Fleet rental rate

Street/Vehicle and Equipment

6 wheel Flshr/deicr/plow Freightliner/OMCO 2025

STR-2020-87

Spending

Project Phase	Prior Spending	2020	Estimated Spending							Total
			2021	2022	2023	2024	2025	2026	6 Year Total	
Purchases	\$0	\$0	\$0	\$0	\$0	\$0	\$300,000	\$0	\$300,000	\$300,000
Total	\$0	\$0	\$0	\$0	\$0	\$0	\$300,000	\$0	\$300,000	\$300,000

Funding

Funding Name	Source	Status*	Prior Funding	2020	Estimated Funding							Total
					2021	2022	2023	2024	2025	2026	6 Year Total	
Fleet Replacement Fund	Identified	Funded	\$0	\$0	\$0	\$0	\$0	\$0	\$300,000	\$0	\$300,000	\$300,000
Total			\$0	\$0	\$0	\$0	\$0	\$0	\$300,000	\$0	\$300,000	\$300,000

*Status definitions

- Unidentified: Funding source has not yet been determined
- Identified: Funding source has been found, but not yet requested
- Applied: Grant or loan application has been submitted, or budget has been requested
- Awarded: Grant or loan has been offered but the contract has not yet been signed or budget has not yet been approved by Council
- Encumbered: Project contract has been signed and funds have been allocated to spend on the project

Street/Vehicle and Equipment

6 wheel Flushr/Deicr/plow # 427937 2010Freightlnr/OMCO 2022

STR-2016-86

Executive Summary

Replacement of an existing 6 wheeled 2200 gallon flusher/deicer/plow following industry standards for replacement. During the winter months this vehicle can operate 24/7 conducting snow and ice control. We review every piece of equipment to determine the proper need when replacing.

Project Justification

This is a 6 wheel tanker truck used as part of our sweeping team to flush the roadway helping the city meet the PM 10 Air Quality Standard. During the winter it is a deicer/plow truck.

This project meets the following comprehensive plan goals and/or policies:

Location

Other Location

901 N. Nelson

Project Status

Active

Vehicle replacement anticipated in 2022

External Factors

Maintenance

Maintenance of capital facilities, buildings and infrastructure has an impact on a Department's operating budget, and thus routine maintenance costs for new and ongoing projects are identified in the table below.

	2021	2022	2023	2024	2025	2026	Total
Expected Annual Maintenance	\$0	\$0	\$0	\$0	\$0	\$0	\$0

Maintenance Comments

Maintenance is covered by our Fleet rental rate

Street/Vehicle and Equipment
6 wheel Flushr/Deicr/plow # 427937 2010Freightlnr/OMCO 2022
STR-2016-86

Spending

Project Phase	Prior Spending	2020	Estimated Spending							Total
			2021	2022	2023	2024	2025	2026	6 Year Total	
Purchases	\$0	\$0	\$0	\$348,000	\$0	\$0	\$0	\$0	\$348,000	\$348,000
Total	\$0	\$0	\$0	\$348,000	\$0	\$0	\$0	\$0	\$348,000	\$348,000

Funding

Funding Name	Source	Status*	Prior Funding	2020	Estimated Funding							Total
					2021	2022	2023	2024	2025	2026	6 Year Total	
Fleet Replacement Fund	Identified	Funded	\$0	\$0	\$0	\$348,000	\$0	\$0	\$0	\$0	\$348,000	\$348,000
Total			\$0	\$0	\$0	\$348,000	\$0	\$0	\$0	\$0	\$348,000	\$348,000

*Status definitions

- Unidentified: Funding source has not yet been determined
- Identified: Funding source has been found, but not yet requested
- Applied: Grant or loan application has been submitted, or budget has been requested
- Awarded: Grant or loan has been offered but the contract has not yet been signed or budget has not yet been approved by Council
- Encumbered: Project contract has been signed and funds have been allocated to spend on the project

Street/Vehicle and Equipment
6 wheel traffic truck 2026
STR-2020-66

Executive Summary
6 wheel traffic truck 2026 with flatbed and arrowboard

Project Justification
Traffic truck is used to put out traffic control equipment to complete maintenance activities
This project meets the following comprehensive plan goals and/or policies:

Location
Other Location
901 N Nelson

Project Status
Active
6 wheel traffic truck 2026 with flatbed and arrowboard

External Factors
None

Maintenance
Maintenance of capital facilities, buildings and infrastructure has an impact on a Department's operating budget, and thus routine maintenance costs for new and ongoing projects are identified in the table below.

	2021	2022	2023	2024	2025	2026	Total
Expected Annual Maintenance	\$0	\$0	\$0	\$0	\$0	\$0	\$0

Maintenance Comments

Street/Vehicle and Equipment

6 wheel traffic truck 2026

STR-2020-66

Spending

Project Phase	Prior Spending	2020	Estimated Spending							Total
			2021	2022	2023	2024	2025	2026	6 Year Total	
Purchases	\$0	\$0	\$0	\$0	\$0	\$0	\$0	\$200,000	\$200,000	\$200,000
Total	\$0	\$0	\$0	\$0	\$0	\$0	\$0	\$200,000	\$200,000	\$200,000

Funding

Funding Name	Source	Status*	Prior Funding	2020	Estimated Funding							Total
					2021	2022	2023	2024	2025	2026	6 Year Total	
Fleet Replacement Fund	Identified	Funded	\$0	\$0	\$0	\$0	\$0	\$0	\$0	\$200,000	\$200,000	\$200,000
Total			\$0	\$0	\$0	\$0	\$0	\$0	\$0	\$200,000	\$200,000	\$200,000

*Status definitions

- Unidentified: Funding source has not yet been determined
- Identified: Funding source has been found, but not yet requested
- Applied: Grant or loan application has been submitted, or budget has been requested
- Awarded: Grant or loan has been offered but the contract has not yet been signed or budget has not yet been approved by Council
- Encumbered: Project contract has been signed and funds have been allocated to spend on the project

Street/Vehicle and Equipment

Air sweeper # 427674 Tymco 2022

STR-2018-25

Executive Summary

Replacement of an existing mechanical sweeper following industry standards for replacement. We review every piece of equipment to determine the proper need when replacing.

Project Justification

Replacing mechanical sweeper with regenerative air sweeper for PM 10 requirements, removes dust and debris on streets.

This project meets the following comprehensive plan goals and/or policies:

Location

Other Location

901 N. Nelson

Project Status

Active

Vehicle replacement anticipated in 2022

External Factors

Maintenance

Maintenance of capital facilities, buildings and infrastructure has an impact on a Department's operating budget, and thus routine maintenance costs for new and ongoing projects are identified in the table below.

	2021	2022	2023	2024	2025	2026	Total
Expected Annual Maintenance	\$0	\$0	\$0	\$0	\$0	\$0	\$0

Maintenance Comments

Maintenance is covered by our Fleet rental rate

Street/Vehicle and Equipment**Air sweeper # 427674 Tymco 2022**

STR-2018-25

Spending

Project Phase	Prior Spending	2020	Estimated Spending							Total
			2021	2022	2023	2024	2025	2026	6 Year Total	
Purchases	\$0	\$0	\$0	\$340,000	\$0	\$0	\$0	\$0	\$340,000	\$340,000
Total	\$0	\$0	\$0	\$340,000	\$0	\$0	\$0	\$0	\$340,000	\$340,000

Funding

Funding Name	Source	Status*	Prior Funding	2020	Estimated Funding							Total
					2021	2022	2023	2024	2025	2026	6 Year Total	
Fleet Replacement Fund	Identified	Funded	\$0	\$0	\$0	\$340,000	\$0	\$0	\$0	\$0	\$340,000	\$340,000
Total			\$0	\$0	\$0	\$340,000	\$0	\$0	\$0	\$0	\$340,000	\$340,000

***Status definitions**

- Unidentified: Funding source has not yet been determined
- Identified: Funding source has been found, but not yet requested
- Applied: Grant or loan application has been submitted, or budget has been requested
- Awarded: Grant or loan has been offered but the contract has not yet been signed or budget has not yet been approved by Council
- Encumbered: Project contract has been signed and funds have been allocated to spend on the project

Street/Vehicle and Equipment

Chevy C8500 Bucket Truck for Signal/Lights in 2025

STR-2020-82

Executive Summary

Chevy C8500 Bucket Truck replacement for Signal/Lights in 2025

Project Justification

The truck is used by the signal/light crew to complete installation and repair of signal/street lights.

This project meets the following comprehensive plan goals and/or policies:

Location

Other Location

901 N Nelson

Project Status

Active

Chevy C8500 Bucket Truck for Signal/Lights in 2025

External Factors

None

Maintenance

Maintenance of capital facilities, buildings and infrastructure has an impact on a Department's operating budget, and thus routine maintenance costs for new and ongoing projects are identified in the table below.

	2021	2022	2023	2024	2025	2026	Total
Expected Annual Maintenance	\$0	\$0	\$0	\$0	\$0	\$0	\$0

Maintenance Comments

Street/Vehicle and Equipment

Chevy C8500 Bucket Truck for Signal/Lights in 2025

STR-2020-82

Spending

Project Phase	Prior Spending	2020	Estimated Spending							Total
			2021	2022	2023	2024	2025	2026	6 Year Total	
Purchases	\$0	\$0	\$0	\$0	\$0	\$0	\$300,000	\$0	\$300,000	\$300,000
Total	\$0	\$0	\$0	\$0	\$0	\$0	\$300,000	\$0	\$300,000	\$300,000

Funding

Funding Name	Source	Status*	Prior Funding	2020	Estimated Funding							Total
					2021	2022	2023	2024	2025	2026	6 Year Total	
Fleet Replacement Fund	Identified	Funded	\$0	\$0	\$0	\$0	\$0	\$0	\$300,000	\$0	\$300,000	\$300,000
Total			\$0	\$0	\$0	\$0	\$0	\$0	\$300,000	\$0	\$300,000	\$300,000

*Status definitions

- Unidentified: Funding source has not yet been determined
- Identified: Funding source has been found, but not yet requested
- Applied: Grant or loan application has been submitted, or budget has been requested
- Awarded: Grant or loan has been offered but the contract has not yet been signed or budget has not yet been approved by Council
- Encumbered: Project contract has been signed and funds have been allocated to spend on the project

Street/Vehicle and Equipment

F450 4x4 Pickup for Signal/Lights in 2022

STR-2020-86

Executive Summary

F450 4x4 pickup with flatbed and crane

Project Justification

The pickup is used by the signal/light crew to inspect projects, complete locates and repair of signal and street lights.

This project meets the following comprehensive plan goals and/or policies:

Location

Other Location

901 N Nelson

Project Status

Active

F450 4x4 pickup with flatbed and crane

External Factors

None

Maintenance

Maintenance of capital facilities, buildings and infrastructure has an impact on a Department's operating budget, and thus routine maintenance costs for new and ongoing projects are identified in the table below.

	2021	2022	2023	2024	2025	2026	Total
Expected Annual Maintenance	\$0	\$0	\$0	\$0	\$0	\$0	\$0

Maintenance Comments

Street/Vehicle and Equipment

F450 4x4 Pickup for Signal/Lights in 2022

STR-2020-86

Spending

Project Phase	Prior Spending	2020	Estimated Spending							Total
			2021	2022	2023	2024	2025	2026	6 Year Total	
Purchases	\$0	\$0	\$0	\$75,000	\$0	\$0	\$0	\$0	\$75,000	\$75,000
Total	\$0	\$0	\$0	\$75,000	\$0	\$0	\$0	\$0	\$75,000	\$75,000

Funding

Funding Name	Source	Status*	Prior Funding	2020	Estimated Funding							Total
					2021	2022	2023	2024	2025	2026	6 Year Total	
Fleet Replacement Fund	Identified	Funded	\$0	\$0	\$0	\$75,000	\$0	\$0	\$0	\$0	\$75,000	\$75,000
Total			\$0	\$0	\$0	\$75,000	\$0	\$0	\$0	\$0	\$75,000	\$75,000

- *Status definitions
- Unidentified: Funding source has not yet been determined
 - Identified: Funding source has been found, but not yet requested
 - Applied: Grant or loan application has been submitted, or budget has been requested
 - Awarded: Grant or loan has been offered but the contract has not yet been signed or budget has not yet been approved by Council
 - Encumbered: Project contract has been signed and funds have been allocated to spend on the project

Street/Vehicle and Equipment**Ford Explorer in 2021**

STR-2020-76

Executive Summary

Replace 2 pool vehicles with Ford Escapes

Project Justification

Vehicles are at end of life.

This project meets the following comprehensive plan goals and/or policies:

Location

Other Location

901 N Nelson

Project Status

Active

Replace 1 pool vehicles in 2021

External Factors**Maintenance**

Maintenance of capital facilities, buildings and infrastructure has an impact on a Department's operating budget, and thus routine maintenance costs for new and ongoing projects are identified in the table below.

	2021	2022	2023	2024	2025	2026	Total
Expected Annual Maintenance	\$0	\$0	\$0	\$0	\$0	\$0	\$0

Maintenance Comments

Maintenance is done as part of rental from fleet

Street/Vehicle and Equipment

Ford Explorer in 2021

STR-2020-76

Spending

Project Phase	Prior Spending	2020	Estimated Spending							Total
			2021	2022	2023	2024	2025	2026	6 Year Total	
---	\$0	\$0	\$32,000	\$0	\$0	\$0	\$0	\$0	\$32,000	\$32,000
Total	\$0	\$0	\$32,000	\$0	\$0	\$0	\$0	\$0	\$32,000	\$32,000

Funding

Funding Name	Source	Status*	Prior Funding	2020	Estimated Funding							Total
					2021	2022	2023	2024	2025	2026	6 Year Total	
Fleet Replacement Fund	Identified	Funded	\$0	\$0	\$32,000	\$0	\$0	\$0	\$0	\$0	\$32,000	\$32,000
Total			\$0	\$0	\$32,000	\$0	\$0	\$0	\$0	\$0	\$32,000	\$32,000

*Status definitions

- Unidentified: Funding source has not yet been determined
- Identified: Funding source has been found, but not yet requested
- Applied: Grant or loan application has been submitted, or budget has been requested
- Awarded: Grant or loan has been offered but the contract has not yet been signed or budget has not yet been approved by Council
- Encumbered: Project contract has been signed and funds have been allocated to spend on the project

Street/Vehicle and Equipment

Front End Loader John Deere 2025

STR-2020-70

Executive Summary

Replacement of frontend loader used for excavating and snow removal. We review every piece of equipment to determine the proper need when replacing.

Project Justification

This is used in on street maintenance crew to load materials. Used in winter to load salt and remove snow.

This project meets the following comprehensive plan goals and/or policies:

Location

Other Location

901 N. Nelson

Project Status

Active

Anticipated replacement in 2025

External Factors

Maintenance

Maintenance of capital facilities, buildings and infrastructure has an impact on a Department’s operating budget, and thus routine maintenance costs for new and ongoing projects are identified in the table below.

	2021	2022	2023	2024	2025	2026	Total
Expected Annual Maintenance	\$0	\$0	\$0	\$0	\$0	\$0	\$0

Maintenance Comments

Maintenance is covered in rental rate

Street/Vehicle and Equipment

Front End Loader John Deere 2025

STR-2020-70

Spending

Project Phase	Prior Spending	2020	Estimated Spending							Total
			2021	2022	2023	2024	2025	2026	6 Year Total	
Purchases	\$0	\$0	\$0	\$0	\$0	\$0	\$376,000	\$0	\$376,000	\$376,000
Total	\$0	\$0	\$0	\$0	\$0	\$0	\$376,000	\$0	\$376,000	\$376,000

Funding

Funding Name	Source	Status*	Prior Funding	2020	Estimated Funding							Total
					2021	2022	2023	2024	2025	2026	6 Year Total	
Fleet Replacement Fund	Identified	Funded	\$0	\$0	\$0	\$0	\$0	\$0	\$376,000	\$0	\$376,000	\$376,000
Total			\$0	\$0	\$0	\$0	\$0	\$0	\$376,000	\$0	\$376,000	\$376,000

- *Status definitions
- Unidentified: Funding source has not yet been determined
 - Identified: Funding source has been found, but not yet requested
 - Applied: Grant or loan application has been submitted, or budget has been requested
 - Awarded: Grant or loan has been offered but the contract has not yet been signed or budget has not yet been approved by Council
 - Encumbered: Project contract has been signed and funds have been allocated to spend on the project

Street/Vehicle and Equipment

Regenerative Air sweeper Best Available 2024

STR-2012-262

Executive Summary

Replacement of an existing high dump regenerative air sweeper following industry standards for replacement. We review every piece of equipment to determine the proper need when replacing.

Project Justification

This sweeper cleans streets, drains, and aids in compliance of PM 10 standards

This project meets the following comprehensive plan goals and/or policies:

Location

Other Location

901 N. Nelson

Project Status

Active

Anticipated replacement in 2024

External Factors

Maintenance

Maintenance of capital facilities, buildings and infrastructure has an impact on a Department’s operating budget, and thus routine maintenance costs for new and ongoing projects are identified in the table below.

	2021	2022	2023	2024	2025	2026	Total
Expected Annual Maintenance	\$0	\$0	\$0	\$0	\$0	\$0	\$0

Maintenance Comments

Maintenance is covered in our rental rates

Street/Vehicle and Equipment

Regenerative Air sweeper Best Available 2024

STR-2012-262

Spending

Project Phase	Prior Spending	2020	Estimated Spending							Total
			2021	2022	2023	2024	2025	2026	6 Year Total	
Purchases	\$0	\$0	\$0	\$0	\$0	\$400,000	\$0	\$0	\$400,000	\$400,000
Total	\$0	\$0	\$0	\$0	\$0	\$400,000	\$0	\$0	\$400,000	\$400,000

Funding

Funding Name	Source	Status*	Prior Funding	2020	Estimated Funding							Total
					2021	2022	2023	2024	2025	2026	6 Year Total	
Fleet Replacement Fund	Identified	Funded	\$0	\$0	\$0	\$0	\$0	\$400,000	\$0	\$0	\$400,000	\$400,000
Total			\$0	\$0	\$0	\$0	\$0	\$400,000	\$0	\$0	\$400,000	\$400,000

- *Status definitions
- Unidentified: Funding source has not yet been determined
 - Identified: Funding source has been found, but not yet requested
 - Applied: Grant or loan application has been submitted, or budget has been requested
 - Awarded: Grant or loan has been offered but the contract has not yet been signed or budget has not yet been approved by Council
 - Encumbered: Project contract has been signed and funds have been allocated to spend on the project

Street/Vehicle and Equipment

Regenerative Air Sweeper TYMCO 2021

STR-2020-68

Executive Summary

Replacement of an existing high dump regenerative air sweeper following industry standards for replacement.

Project Justification

The equipment is used to clean streets and drains and maintain particulate matter (PM) 10 standards.

This project meets the following comprehensive plan goals and/or policies:

Location

Other Location

901 N. Nelson

Project Status

Active

Anticipated replacement in 2021

External Factors

Maintenance

Maintenance of capital facilities, buildings and infrastructure has an impact on a Department's operating budget, and thus routine maintenance costs for new and ongoing projects are identified in the table below.

	2021	2022	2023	2024	2025	2026	Total
Expected Annual Maintenance	\$0	\$0	\$0	\$0	\$0	\$0	\$0

Maintenance Comments

Maintenance is covered by our Fleet rental rate.

Street/Vehicle and Equipment

Regenerative Air Sweeper TYMCO 2021

STR-2020-68

Spending

Project Phase	Prior Spending	2020	Estimated Spending							Total
			2021	2022	2023	2024	2025	2026	6 Year Total	
Purchases	\$0	\$0	\$400,000	\$0	\$0	\$0	\$0	\$0	\$400,000	\$400,000
Total	\$0	\$0	\$400,000	\$0	\$0	\$0	\$0	\$0	\$400,000	\$400,000

Funding

Funding Name	Source	Status*	Prior Funding	2020	Estimated Funding							Total
					2021	2022	2023	2024	2025	2026	6 Year Total	
Fleet Replacement Fund	Identified	Funded	\$0	\$0	\$400,000	\$0	\$0	\$0	\$0	\$0	\$400,000	\$400,000
Total			\$0	\$0	\$400,000	\$0	\$0	\$0	\$0	\$0	\$400,000	\$400,000

*Status definitions

- Unidentified: Funding source has not yet been determined
- Identified: Funding source has been found, but not yet requested
- Applied: Grant or loan application has been submitted, or budget has been requested
- Awarded: Grant or loan has been offered but the contract has not yet been signed or budget has not yet been approved by Council
- Encumbered: Project contract has been signed and funds have been allocated to spend on the project

Street/Vehicle and Equipment

Replace 2 Wausau Sectional Snow Plow 2025

STR-2020-80

Executive Summary

This is continuing the replacement of 18 year old plows

Project Justification

One of the main tools in snow removal effort

This project meets the following comprehensive plan goals and/or policies:

Location

Other Location

901 N. Nelson

Project Status

Active

Anticipated replacement in 2025

External Factors

N/A

Maintenance

Maintenance of capital facilities, buildings and infrastructure has an impact on a Department’s operating budget, and thus routine maintenance costs for new and ongoing projects are identified in the table below.

	2021	2022	2023	2024	2025	2026	Total
Expected Annual Maintenance	\$0	\$0	\$0	\$0	\$0	\$0	\$0

Maintenance Comments

Maintenance is covered in rental rates.

Street/Vehicle and Equipment

Replace 2 Wausau Sectional Snow Plow 2025

STR-2020-80

Spending

Project Phase	Prior Spending	2020	Estimated Spending							Total
			2021	2022	2023	2024	2025	2026	6 Year Total	
---	\$0	\$0	\$0	\$0	\$0	\$0	\$44,000	\$0	\$44,000	\$44,000
Total	\$0	\$0	\$0	\$0	\$0	\$0	\$44,000	\$0	\$44,000	\$44,000

Funding

Funding Name	Source	Status*	Prior Funding	2020	Estimated Funding							Total
					2021	2022	2023	2024	2025	2026	6 Year Total	
Fleet Replacement Fund	Identified	Funded	\$0	\$0	\$0	\$0	\$0	\$0	\$44,000	\$0	\$44,000	\$44,000
Total			\$0	\$0	\$0	\$0	\$0	\$0	\$44,000	\$0	\$44,000	\$44,000

- *Status definitions
- Unidentified: Funding source has not yet been determined
 - Identified: Funding source has been found, but not yet requested
 - Applied: Grant or loan application has been submitted, or budget has been requested
 - Awarded: Grant or loan has been offered but the contract has not yet been signed or budget has not yet been approved by Council
 - Encumbered: Project contract has been signed and funds have been allocated to spend on the project

Street/Vehicle and Equipment

Replace 3 Wausau Sectional Snow Plow 2021

STR-2020-67

Executive Summary

This is continuing the replacement of 18 year old plows

Project Justification

One of the main tools in snow removal effort

This project meets the following comprehensive plan goals and/or policies:

Location

Other Location

901 N. Nelson

Project Status

Active

Anticipated replacement in 2021

External Factors

N/A

Maintenance

Maintenance of capital facilities, buildings and infrastructure has an impact on a Department's operating budget, and thus routine maintenance costs for new and ongoing projects are identified in the table below.

	2021	2022	2023	2024	2025	2026	Total
Expected Annual Maintenance	\$0	\$0	\$0	\$0	\$0	\$0	\$0

Maintenance Comments

Maintenance is covered in rental rates.

Street/Vehicle and Equipment

Replace 3 Wausau Sectional Snow Plow 2021

STR-2020-67

Spending

Project Phase	Prior Spending	2020	Estimated Spending							Total
			2021	2022	2023	2024	2025	2026	6 Year Total	
---	\$0	\$0	\$66,000	\$0	\$0	\$0	\$0	\$0	\$66,000	\$66,000
Total	\$0	\$0	\$66,000	\$0	\$0	\$0	\$0	\$0	\$66,000	\$66,000

Funding

Funding Name	Source	Status*	Prior Funding	2020	Estimated Funding							Total
					2021	2022	2023	2024	2025	2026	6 Year Total	
Fleet Replacement Fund	Identified	Funded	\$0	\$0	\$66,000	\$0	\$0	\$0	\$0	\$0	\$66,000	\$66,000
Total			\$0	\$0	\$66,000	\$0	\$0	\$0	\$0	\$0	\$66,000	\$66,000

- *Status definitions
- Unidentified: Funding source has not yet been determined
 - Identified: Funding source has been found, but not yet requested
 - Applied: Grant or loan application has been submitted, or budget has been requested
 - Awarded: Grant or loan has been offered but the contract has not yet been signed or budget has not yet been approved by Council
 - Encumbered: Project contract has been signed and funds have been allocated to spend on the project

Street/Vehicle and Equipment

Replacement Street Sweeper 2023

STR-2017-84

Executive Summary

Future Equipment replacement

Project Justification

To continue the maintenance of the Street and Bridge infrastructure

This project meets the following comprehensive plan goals and/or policies:

Location

Other Location

901 N. Nelson

Project Status

Active

purchase in 2023

External Factors

Maintenance

Maintenance of capital facilities, buildings and infrastructure has an impact on a Department’s operating budget, and thus routine maintenance costs for new and ongoing projects are identified in the table below.

	2021	2022	2023	2024	2025	2026	Total
Expected Annual Maintenance	\$0	\$0	\$0	\$0	\$0	\$0	\$0

Maintenance Comments

Street/Vehicle and Equipment

Replacement Street Sweeper 2023

STR-2017-84

Spending

Project Phase	Prior Spending	2020	Estimated Spending							Total
			2021	2022	2023	2024	2025	2026	6 Year Total	
Purchases	\$0	\$0	\$0	\$0	\$400,000	\$0	\$0	\$0	\$400,000	\$400,000
Total	\$0	\$0	\$0	\$0	\$400,000	\$0	\$0	\$0	\$400,000	\$400,000

Funding

Funding Name	Source	Status*	Prior Funding	2020	Estimated Funding							Total
					2021	2022	2023	2024	2025	2026	6 Year Total	
Fleet Replacement Fund	Identified	Funded	\$0	\$0	\$0	\$0	\$400,000	\$0	\$0	\$0	\$400,000	\$400,000
Total			\$0	\$0	\$0	\$0	\$400,000	\$0	\$0	\$0	\$400,000	\$400,000

*Status definitions

- Unidentified: Funding source has not yet been determined
- Identified: Funding source has been found, but not yet requested
- Applied: Grant or loan application has been submitted, or budget has been requested
- Awarded: Grant or loan has been offered but the contract has not yet been signed or budget has not yet been approved by Council
- Encumbered: Project contract has been signed and funds have been allocated to spend on the project

Street/Vehicle and Equipment

Replacement Street Sweeper 2025

STR-2020-85

Executive Summary

Future Equipment replacement

Project Justification

To continue the maintenance of the Street and Bridge infrastructure

This project meets the following comprehensive plan goals and/or policies:

Location

Other Location

901 N. Nelson

Project Status

Active

purchase in 2025

External Factors

Maintenance

Maintenance of capital facilities, buildings and infrastructure has an impact on a Department’s operating budget, and thus routine maintenance costs for new and ongoing projects are identified in the table below.

	2021	2022	2023	2024	2025	2026	Total
Expected Annual Maintenance	\$0	\$0	\$0	\$0	\$0	\$0	\$0

Maintenance Comments

Street/Vehicle and Equipment

Replacement Street Sweeper 2025

STR-2020-85

Spending

Project Phase	Prior Spending	2020	Estimated Spending							Total
			2021	2022	2023	2024	2025	2026	6 Year Total	
Purchases	\$0	\$0	\$0	\$0	\$0	\$0	\$400,000	\$0	\$400,000	\$400,000
Total	\$0	\$0	\$0	\$0	\$0	\$0	\$400,000	\$0	\$400,000	\$400,000

Funding

Funding Name	Source	Status*	Prior Funding	2020	Estimated Funding							Total
					2021	2022	2023	2024	2025	2026	6 Year Total	
Fleet Replacement Fund	Identified	Funded	\$0	\$0	\$0	\$0	\$0	\$0	\$400,000	\$0	\$400,000	\$400,000
Total			\$0	\$0	\$0	\$0	\$0	\$0	\$400,000	\$0	\$400,000	\$400,000

*Status definitions

- Unidentified: Funding source has not yet been determined
- Identified: Funding source has been found, but not yet requested
- Applied: Grant or loan application has been submitted, or budget has been requested
- Awarded: Grant or loan has been offered but the contract has not yet been signed or budget has not yet been approved by Council
- Encumbered: Project contract has been signed and funds have been allocated to spend on the project

Street/Vehicle and Equipment

Replacement Street Sweeper 2026

STR-2020-84

Executive Summary

Future Equipment replacement

Project Justification

To continue the maintenance of the Street and Bridge infrastructure

This project meets the following comprehensive plan goals and/or policies:

Location

Other Location

901 N. Nelson

Project Status

Active

purchase in 2026

External Factors

Maintenance

Maintenance of capital facilities, buildings and infrastructure has an impact on a Department’s operating budget, and thus routine maintenance costs for new and ongoing projects are identified in the table below.

	2021	2022	2023	2024	2025	2026	Total
Expected Annual Maintenance	\$0	\$0	\$0	\$0	\$0	\$0	\$0

Maintenance Comments

Street/Vehicle and Equipment

Replacement Street Sweeper 2026

STR-2020-84

Spending

Project Phase	Prior Spending	2020	Estimated Spending							Total
			2021	2022	2023	2024	2025	2026	6 Year Total	
Purchases	\$0	\$0	\$0	\$0	\$0	\$0	\$0	\$400,000	\$400,000	\$400,000
Total	\$0	\$0	\$0	\$0	\$0	\$0	\$0	\$400,000	\$400,000	\$400,000

Funding

Funding Name	Source	Status*	Prior Funding	2020	Estimated Funding							Total
					2021	2022	2023	2024	2025	2026	6 Year Total	
Fleet Replacement Fund	Identified	Funded	\$0	\$0	\$0	\$0	\$0	\$0	\$0	\$400,000	\$400,000	\$400,000
Total			\$0	\$0	\$0	\$0	\$0	\$0	\$0	\$400,000	\$400,000	\$400,000

*Status definitions

- Unidentified: Funding source has not yet been determined
- Identified: Funding source has been found, but not yet requested
- Applied: Grant or loan application has been submitted, or budget has been requested
- Awarded: Grant or loan has been offered but the contract has not yet been signed or budget has not yet been approved by Council
- Encumbered: Project contract has been signed and funds have been allocated to spend on the project

Street/Vehicle and Equipment

Road Grader #421930 1997 John Deere 2025

STR-2019-68

Executive Summary

Replacement of an existing articulating grader with 14 ft. moldboard following industry standards for replacement. We review every piece of equipment to determine the proper need when replacing.

Project Justification

This is used in shoulder repair, maintaining dirt streets, and asphalt and snow control.

This project meets the following comprehensive plan goals and/or policies:

Location

Other Location

901 N. Nelson

Project Status

Active

Anticipated replacement in 2025

External Factors

Maintenance

Maintenance of capital facilities, buildings and infrastructure has an impact on a Department's operating budget, and thus routine maintenance costs for new and ongoing projects are identified in the table below.

	2021	2022	2023	2024	2025	2026	Total
Expected Annual Maintenance	\$0	\$0	\$0	\$0	\$0	\$0	\$0

Maintenance Comments

Maintenance is covered in rental rate

Street/Vehicle and Equipment
Road Grader #421930 1997 John Deere 2025
STR-2019-68

Spending

Project Phase	Prior Spending	2020	Estimated Spending							Total
			2021	2022	2023	2024	2025	2026	6 Year Total	
Purchases	\$0	\$0	\$0	\$0	\$0	\$0	\$350,000	\$0	\$350,000	\$350,000
Total	\$0	\$0	\$0	\$0	\$0	\$0	\$350,000	\$0	\$350,000	\$350,000

Funding

Funding Name	Source	Status*	Prior Funding	2020	Estimated Funding							Total
					2021	2022	2023	2024	2025	2026	6 Year Total	
Fleet Replacement Fund	Identified	Funded	\$0	\$0	\$0	\$0	\$0	\$0	\$350,000	\$0	\$350,000	\$350,000
Total			\$0	\$0	\$0	\$0	\$0	\$0	\$350,000	\$0	\$350,000	\$350,000

- *Status definitions
- Unidentified: Funding source has not yet been determined
 - Identified: Funding source has been found, but not yet requested
 - Applied: Grant or loan application has been submitted, or budget has been requested
 - Awarded: Grant or loan has been offered but the contract has not yet been signed or budget has not yet been approved by Council
 - Encumbered: Project contract has been signed and funds have been allocated to spend on the project

Street/Vehicle and Equipment

Street Lighting

STR-2012-460

Executive Summary

Used for Maintenance and operation of street lights. Funding source comes from the first 1/4% of Real Estate Excise Tax.

Project Justification

Street lights are essential for visibility at night for both drivers and pedestrians. They are a safety feature.

This project meets the following comprehensive plan goals and/or policies:

Location

Other Location

Citywide

Project Status

Active

Ongoing

External Factors

Maintenance

Maintenance of capital facilities, buildings and infrastructure has an impact on a Department's operating budget, and thus routine maintenance costs for new and ongoing projects are identified in the table below.

	2021	2022	2023	2024	2025	2026	Total
Expected Annual Maintenance	\$0	\$0	\$0	\$0	\$0	\$0	\$0

Maintenance Comments

Street/Vehicle and Equipment

Street Lighting

STR-2012-460

Spending

Project Phase	Prior Spending	2020	Estimated Spending							Total
			2021	2022	2023	2024	2025	2026	6 Year Total	
Purchases	\$0	\$2,268,501	\$2,336,556	\$2,406,653	\$2,478,853	\$2,553,219	\$2,633,000	\$2,712,781	\$15,121,062	\$17,389,563
Total	\$0	\$2,268,501	\$2,336,556	\$2,406,653	\$2,478,853	\$2,553,219	\$2,633,000	\$2,712,781	\$15,121,062	\$17,389,563

Funding

Funding Name	Source	Status*	Prior Funding	2020	Estimated Funding							Total
					2021	2022	2023	2024	2025	2026	6 Year Total	
Street Fund	Identified	Funded	\$0	\$2,268,501	\$2,336,556	\$2,406,653	\$2,478,853	\$2,553,219	\$2,633,000	\$2,712,781	\$15,121,062	\$17,389,563
Total			\$0	\$2,268,501	\$2,336,556	\$2,406,653	\$2,478,853	\$2,553,219	\$2,633,000	\$2,712,781	\$15,121,062	\$17,389,563

*Status definitions

- Unidentified: Funding source has not yet been determined
- Identified: Funding source has been found, but not yet requested
- Applied: Grant or loan application has been submitted, or budget has been requested
- Awarded: Grant or loan has been offered but the contract has not yet been signed or budget has not yet been approved by Council
- Encumbered: Project contract has been signed and funds have been allocated to spend on the project

Street/Vehicle and Equipment

Two Replacement Wausau Sectional Snow Plows 2026

STR-2020-72

Executive Summary

This is continuing the replacement of worn out 18 year old plows

Project Justification

One of the main tools used in the snow removal effort.

This project meets the following comprehensive plan goals and/or policies:

Location

Other Location

901 N. Nelson

Project Status

Active

Anticipated replacement in 2026

External Factors

N/A

Maintenance

Maintenance of capital facilities, buildings and infrastructure has an impact on a Department’s operating budget, and thus routine maintenance costs for new and ongoing projects are identified in the table below.

	2021	2022	2023	2024	2025	2026	Total
Expected Annual Maintenance	\$0	\$0	\$0	\$0	\$0	\$0	\$0

Maintenance Comments

Maintenance is covered in our rental rates

Street/Vehicle and Equipment

Two Replacement Wausau Sectional Snow Plows 2026

STR-2020-72

Spending

Project Phase	Prior Spending	2020	Estimated Spending							Total
			2021	2022	2023	2024	2025	2026	6 Year Total	
Purchases	\$0	\$0	\$0	\$0	\$0	\$0	\$0	\$40,000	\$40,000	\$40,000
Total	\$0	\$0	\$0	\$0	\$0	\$0	\$0	\$40,000	\$40,000	\$40,000

Funding

Funding Name	Source	Status*	Prior Funding	2020	Estimated Funding							Total
					2021	2022	2023	2024	2025	2026	6 Year Total	
Fleet Replacement Fund	Identified	Funded	\$0	\$0	\$0	\$0	\$0	\$0	\$0	\$40,000	\$40,000	\$40,000
Total			\$0	\$0	\$0	\$0	\$0	\$0	\$0	\$40,000	\$40,000	\$40,000

*Status definitions

- Unidentified: Funding source has not yet been determined
- Identified: Funding source has been found, but not yet requested
- Applied: Grant or loan application has been submitted, or budget has been requested
- Awarded: Grant or loan has been offered but the contract has not yet been signed or budget has not yet been approved by Council
- Encumbered: Project contract has been signed and funds have been allocated to spend on the project

Street/Vehicle and Equipment
Wirtgen Asphalt Grinder #428247 replace in 2022
STR-2012-270

Executive Summary
Replacement of an existing Asphalt grinder following the industry standard for equipment replacement. This equipment is used to achieve grind and overlay projects throughout the City. We review every piece of equipment to determine the exact need at the time of replacement.

Project Justification
Our paving maintenance program is critical to the goal of provided sound streets for transportation of good and services.
This project meets the following comprehensive plan goals and/or policies:

Location
Other Location
901 N. Nelson

Project Status
Active
Anticipated replacement in 2020

External Factors

Maintenance
Maintenance of capital facilities, buildings and infrastructure has an impact on a Department’s operating budget, and thus routine maintenance costs for new and ongoing projects are identified in the table below.

	2021	2022	2023	2024	2025	2026	Total
Expected Annual Maintenance	\$0	\$0	\$0	\$0	\$0	\$0	\$0

Maintenance Comments
Maintenance is covered by our Fleet rental rates

Street/Vehicle and Equipment
Wirtgen Asphalt Grinder #428247 replace in 2022
STR-2012-270

Spending

Project Phase	Prior Spending	2020	Estimated Spending							Total
			2021	2022	2023	2024	2025	2026	6 Year Total	
Purchases	\$0	\$0	\$0	\$450,000	\$0	\$0	\$0	\$0	\$450,000	\$450,000
Total	\$0	\$0	\$0	\$450,000	\$0	\$0	\$0	\$0	\$450,000	\$450,000

Funding

Funding Name	Source	Status*	Prior Funding	2020	Estimated Funding							Total
					2021	2022	2023	2024	2025	2026	6 Year Total	
Fleet Replacement Fund	Identified	Funded	\$0	\$0	\$0	\$450,000	\$0	\$0	\$0	\$0	\$450,000	\$450,000
Total			\$0	\$0	\$0	\$450,000	\$0	\$0	\$0	\$0	\$450,000	\$450,000

*Status definitions

- Unidentified: Funding source has not yet been determined
- Identified: Funding source has been found, but not yet requested
- Applied: Grant or loan application has been submitted, or budget has been requested
- Awarded: Grant or loan has been offered but the contract has not yet been signed or budget has not yet been approved by Council
- Encumbered: Project contract has been signed and funds have been allocated to spend on the project


WASTEWATER MANAGEMENT DEPARTMENT

Wastewater Management Department

Department Goals

Clean water is fundamental to life and we strive to protect public health, property, and the environment. We will continue to serve our citizens with pride and professionalism. We will provide service utilizing sound financial and natural resource management practices. The Wastewater Management Department manages comprehensive programs to efficiently and effectively operate the collection system and treatment facility for the benefit of the citizens of Spokane and our

Environment. The Wastewater Management Department provides essential services and operates an essential community facility for our community.



Contact Information

Wastewater Treatment Department:

Raylene Gennett, Director, 625-7901, rgennett@spokanecity.org

Integrated Capital Management:

Katherine Miller, Director, 625-6338, kemiller@spokanecity.org

Name	Title	Telephone	Email
Chris Peterschmidt	Principal Engineer	625-7803	cpeterschmidt@spokanecity.org
Lars Hendron	Principal Engineer	625-7929	lhendron@spokanecity.org
Fred Brown	Principal Engineer	625-6307	fbrown@spokanecity.org
Bill Peacock	Principal Engineer	625-7902	wpeacock@spokanecity.org
Mike Coster	RPWRF Plant Manager	625-4640	mcoster@spokanecity.org
Mike Cannon	RPWRF Asst. Plant Manager	625-4642	mcannon@spokanecity.org
Marcia Davis	Principal Engineer ICM	625-6398	mdavis@spokanecity.org

Services Provided

The City of Spokane's Wastewater Treatment Facility receives and treats combined sewage from the City's Sewer Collection System, Spokane County, and Fairchild Air Force Base (FAFB), as well as septage from private septic tank servicers. The Department is an enterprise fund, which means it provides goods or services at-cost to the public for a fee and is, therefore, self-supporting. The Department employs 107 full-time staff, with an annual operating budget of approximately \$32 million dollars (excluding major capital expenditures).

The City of Spokane Wastewater Collection system consist of 865 miles of sanitary sewer lines, 377 miles of stormwater lines and 18,823 catch basins and drywells, and numerous swales and stormwater detention facilities. The City maintains three types of collection pipes: sanitary sewers only, combined sanitary and stormwater sewers and separated stormwater sewers. We have a comprehensive program to operate these systems for the benefit of the citizens and the environment.

Background

Discharge Permits: The City's Wastewater Management Department complies with several discharge Permits. The Waste Discharge Permit issued by Ecology governs treated flow leaving the Riverside Park Water Reclamation Facility (RPWRF) and management of the City's Combined Sewer Overflow (CSO) system. Municipal separated storm sewer (MS4) discharges and land application of biosolids are managed in compliance with General permits, both issued by Ecology. Air emissions from RPWRF comply with a permit from the Spokane Regional Clean Air Agency. Numerous other regulations apply to various aspects of the collection, conveyance, and treatment of wastewater.

Dissolved Oxygen Total Maximum Daily Load (DO TMDL) Compliance: Washington State law requires the City's effluent meet Water Quality Standards (WQS) for the Spokane River. The current National Pollutant Discharge Elimination System (NPDES) Waste Discharge Permit No. WA-0024473 (Permit) was issued to the City by the Washington State Department of Ecology (Ecology) on June 23, 2011. Ecology has determined the TMDL for nutrients affecting DO in the Spokane River and Lake Spokane. These effluent limits for total phosphorus, ammonia, and carbonaceous biological oxygen demand are identified in the current Permit along with interim effluent limitations until a membrane facility is built. Lake Spokane's DO levels do not meet the WQS year-round and, beginning in 2021, meeting the TMDL requirements from March through October is expected to restore DO to an acceptable level. The renewal Permit currently being developed by Ecology will likely contain additional effluent limitations and requirements, especially regarding polychlorinated biphenyls (PCBs). Ecology is contemplating TMDLs for heavy metals, temperature, and PCBs.

Riverside Park Water Reclamation Facility (RPWRF): Effluent discharged to the Spokane River must meet the requirements of RPWRF's Permit. RPWRF treats an average of 34 million gallons a day (MGD) of wastewater, with occasional peak flows over 130 MGD during heavy rain storms. This Permit requires implementing a membrane facility at RPWRF to provide tertiary treatment in addition to the current advanced secondary treatment. Consequently, an approximately \$200MM capital program is underway to significantly improve RPWRF's treatment capability by installing membrane filtration. The project sequence minimizes construction cost while accommodating full operation of RPWRF to ensure Permit compliance during construction.

Water Quality: The City of Spokane has been working to address Spokane River water quality concerns for decades. From 2000- 2012, the city spent \$220 million on clean water improvements, including \$175 million in improvements at RPWRF, 40 million to reduce overflows to the river from the combined system and \$5 million on stormwater projects. We also participated in regional efforts to improve DO levels and reduce PCB and Dioxins in the river. We continually meet our National Pollutant Discharge

Systems (NPDES) Permits requirements and continually work to improve the water quality within the Spokane River.

Level of Service Standard

The level of service (LOS) for sanitary sewage processing is 100 gallons per capita per day (GPCD). This means RPWRF must plan to accommodate 100 gallons of sanitary sewage per day for every person in its service area. Although individual citizens may generate more or less sanitary sewage, 100 GPCD is an accepted average used for planning purposes.

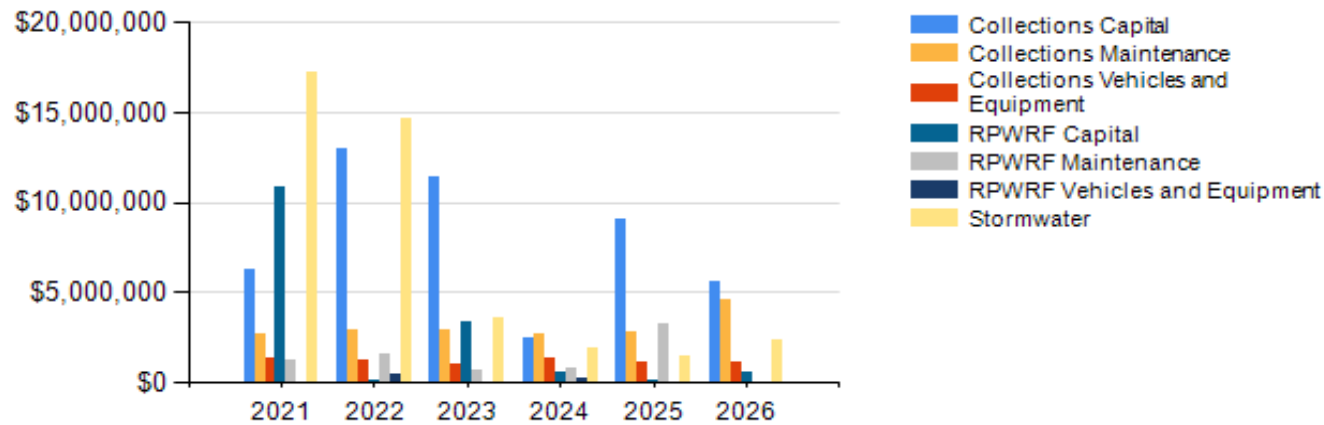
RPWRF has the capacity during dry weather to continually treat 55.9 million gallons per day (MGD) of regionally generated sanitary sewage. Via Interlocal Agreement, the City has allocated 10 MGD of treatment capacity to Spokane County and about one (1) MGD to FAFB.

We strive to provide excellent customer service 24 hours a day, 7 days a week, 365 days a year

Spending by Category Summary

Wastewater

Category	2021	2022	2023	2024	2025	2026	Total
Collections Capital	\$6,274,514	\$12,984,000	\$11,463,000	\$2,434,000	\$9,098,000	\$5,629,000	\$47,882,514
Collections Maintenance	\$2,640,000	\$2,890,000	\$2,880,000	\$2,730,000	\$2,800,000	\$4,560,000	\$18,500,000
Collections Vehicles and Equipment	\$1,300,000	\$1,275,000	\$1,000,000	\$1,300,000	\$1,150,000	\$1,125,000	\$7,150,000
RPWRF Capital	\$10,875,489	\$150,000	\$3,400,000	\$500,000	\$50,000	\$500,000	\$15,475,489
RPWRF Maintenance	\$1,230,000	\$1,590,000	\$690,000	\$750,000	\$3,215,000	\$0	\$7,475,000
RPWRF Vehicles and Equipment	\$0	\$455,000	\$0	\$180,000	\$0	\$0	\$635,000
Stormwater	\$17,290,348	\$14,688,000	\$3,565,000	\$1,843,000	\$1,395,000	\$2,330,000	\$41,111,348
Total	\$39,610,351	\$34,032,000	\$22,998,000	\$9,737,000	\$17,708,000	\$14,144,000	\$138,229,351



Funding Summary by Project

Wastewater

Collections Capital											
Project Name	Funding Source	To Date	2020	2021	2022	2023	2024	2025	2026	6 Year Estimate	Project Total
12th Avenue - Deer Heights to Flint	Private	\$0	\$0	\$0	\$0	\$95,000	\$950,000	\$0	\$0	\$1,045,000	\$1,045,000
	Total	\$0	\$0	\$0	\$0	\$95,000	\$950,000	\$0	\$0	\$1,045,000	\$1,045,000
4th Avenue, Sunset to Maple St, Sewer Replacement	Utility Rates-IC	\$0	\$0	\$0	\$25,000	\$230,000	\$5,000	\$0	\$0	\$260,000	\$260,000
	Total	\$0	\$0	\$0	\$25,000	\$230,000	\$5,000	\$0	\$0	\$260,000	\$260,000
Broadway Avenue, Cedar to Post Street, Sewer Replacement	Utility Rates-IC	\$0	\$0	\$0	\$5,000	\$0	\$24,000	\$250,000	\$0	\$279,000	\$279,000
	Total	\$0	\$0	\$0	\$5,000	\$0	\$24,000	\$250,000	\$0	\$279,000	\$279,000
CSO Basin 26 Control Facility	Loan-CWSRF	\$26,509,166	\$0	\$0	\$0	\$0	\$0	\$0	\$0	\$0	\$26,509,166
	Revenue Bond	\$8,502,496	\$0	\$0	\$0	\$0	\$0	\$0	\$0	\$0	\$8,502,496
	Utility Rates-IC	\$0	\$3,581,676	\$50,000	\$0	\$0	\$0	\$0	\$0	\$50,000	\$3,631,676
	Total	\$35,011,662	\$3,581,676	\$50,000	\$0	\$0	\$0	\$0	\$0	\$50,000	\$38,643,338
CSO Basin 34 Control Facility, Lee and Sprague	Loan-CWSRF	\$686,490	\$0	\$0	\$0	\$0	\$0	\$0	\$0	\$0	\$686,490
	Revenue Bond	\$3,842,653	\$0	\$0	\$0	\$0	\$0	\$0	\$0	\$0	\$3,842,653
	Utility Rates-IC	\$6,828,985	\$1,390,521	\$0	\$250,000	\$0	\$0	\$0	\$0	\$250,000	\$8,469,506
	Total	\$11,358,128	\$1,390,521	\$0	\$250,000	\$0	\$0	\$0	\$0	\$250,000	\$12,998,649
CSO Outfall Repair	Revenue Bond	\$11,724	\$0	\$0	\$0	\$0	\$0	\$0	\$0	\$0	\$11,724
	Utility Rates-IC	\$56,892	\$897,000	\$0	\$405,000	\$290,000	\$0	\$2,258,000	\$244,000	\$3,197,000	\$4,150,892
	Total	\$68,616	\$897,000	\$0	\$405,000	\$290,000	\$0	\$2,258,000	\$244,000	\$3,197,000	\$4,162,616
Desmet Avenue and Superior Street Sewer Re-route	Utility Rates-IC	\$0	\$5,000	\$200,000	\$2,000,000	\$0	\$0	\$0	\$0	\$2,200,000	\$2,205,000
	Total	\$0	\$5,000	\$200,000	\$2,000,000	\$0	\$0	\$0	\$0	\$2,200,000	\$2,205,000
Fort George Wright Sewer Upgrades	Utility Rates-IC	\$0	\$10,000	\$90,000	\$0	\$320,000	\$500,000	\$5,000,000	\$5,000,000	\$10,910,000	\$10,920,000
	Total	\$0	\$10,000	\$90,000	\$0	\$320,000	\$500,000	\$5,000,000	\$5,000,000	\$10,910,000	\$10,920,000
Geiger Road from Medical Lake to Grove Road Sewer	Grant-BUILD	\$189,062	\$416,841	\$80,000	\$0	\$0	\$0	\$0	\$0	\$80,000	\$685,903
	Utility Rates-IC	\$29,507	\$77,542	\$0	\$0	\$0	\$0	\$0	\$0	\$0	\$107,049
	Total	\$218,569	\$494,383	\$80,000	\$0	\$0	\$0	\$0	\$0	\$80,000	\$792,952

Funding Summary by Project

Wastewater

Collections Capital (continued)											
Project Name	Funding Source	To Date	2020	2021	2022	2023	2024	2025	2026	6 Year Estimate	Project Total
Havana Street, Broadway to Sprague Avenue Sewer Upgrades	Utility Rates-IC	\$0	\$0	\$0	\$0	\$0	\$0	\$20,000	\$40,000	\$60,000	\$60,000
	Total	\$0	\$0	\$0	\$0	\$0	\$0	\$20,000	\$40,000	\$60,000	\$60,000
Mallon Avenue, Monroe to Howard St, Sewer Replacement	Utility Rates-IC	\$0	\$0	\$0	\$0	\$5,000	\$20,000	\$20,000	\$330,000	\$375,000	\$375,000
	Total	\$0	\$0	\$0	\$0	\$5,000	\$20,000	\$20,000	\$330,000	\$375,000	\$375,000
Marion Hay Intertie-Holland St and Everett Ave	Utility Rates-IC	\$50,264	\$0	\$600,000	\$5,654,000	\$0	\$0	\$0	\$0	\$6,254,000	\$6,304,264
	Total	\$50,264	\$0	\$600,000	\$5,654,000	\$0	\$0	\$0	\$0	\$6,254,000	\$6,304,264
Northeast Lift Station Forcemain	Utility Rates-IC	\$0	\$0	\$0	\$0	\$0	\$80,000	\$800,000	\$0	\$880,000	\$880,000
	Total	\$0	\$0	\$0	\$0	\$0	\$80,000	\$800,000	\$0	\$880,000	\$880,000
NSC - 3rd Ave Sewer Reroute	Grant WSDOT	\$0	\$0	\$15,000	\$100,000	\$1,150,000	\$0	\$0	\$0	\$1,265,000	\$1,265,000
	Total	\$0	\$0	\$15,000	\$100,000	\$1,150,000	\$0	\$0	\$0	\$1,265,000	\$1,265,000
NSC - I-90 North Sewer Realignment	Grant WSDOT	\$0	\$0	\$20,000	\$670,000	\$6,900,000	\$0	\$0	\$0	\$7,590,000	\$7,590,000
	Total	\$0	\$0	\$20,000	\$670,000	\$6,900,000	\$0	\$0	\$0	\$7,590,000	\$7,590,000
NSC - Ralph Street Sewer	Grant WSDOT	\$1,293	\$605,000	\$10,000	\$0	\$0	\$0	\$0	\$0	\$10,000	\$616,293
	Total	\$1,293	\$605,000	\$10,000	\$0	\$0	\$0	\$0	\$0	\$10,000	\$616,293
NSC - Rowan Force Main, Myrtle to Haven St	Grant WSDOT	\$46,739	\$2,010,000	\$5,000	\$0	\$0	\$0	\$0	\$0	\$5,000	\$2,061,739
	Total	\$46,739	\$2,010,000	\$5,000	\$0	\$0	\$0	\$0	\$0	\$5,000	\$2,061,739
NSC - Trent Interchange Water, Storm and Sewer Reroute	Grant WSDOT	\$0	\$0	\$100,000	\$700,000	\$0	\$0	\$0	\$0	\$800,000	\$800,000
	Utility Rates-IC	\$0	\$0	\$25,000	\$300,000	\$0	\$0	\$0	\$0	\$325,000	\$325,000
	Total	\$0	\$0	\$125,000	\$1,000,000	\$0	\$0	\$0	\$0	\$1,125,000	\$1,125,000
NSC Planning - Sprague Avenue to Spokane River	Grant WSDOT	\$0	\$5,000	\$5,000	\$2,000	\$0	\$0	\$0	\$0	\$7,000	\$12,000
	Total	\$0	\$5,000	\$5,000	\$2,000	\$0	\$0	\$0	\$0	\$7,000	\$12,000
NSC Planning from Interstate 90 to Sprague Avenue	Grant WSDOT	\$0	\$16,000	\$10,000	\$5,000	\$0	\$0	\$0	\$0	\$15,000	\$31,000
	Total	\$0	\$16,000	\$10,000	\$5,000	\$0	\$0	\$0	\$0	\$15,000	\$31,000

Funding Summary by Project

Wastewater

Collections Capital (continued)											
Project Name	Funding Source	To Date	2020	2021	2022	2023	2024	2025	2026	6 Year Estimate	Project Total
Post Street Bridge Rehabilitation	Loan-CWSRF	\$0	\$3,370,001	\$1,525,001	\$160,000	\$0	\$0	\$0	\$0	\$1,685,001	\$5,055,002
	Utility Rates-IC	\$1,916,195	\$8,774,487	\$126,513	\$14,000	\$0	\$0	\$0	\$0	\$140,513	\$10,831,195
	Total	\$1,916,195	\$12,144,488	\$1,651,514	\$174,000	\$0	\$0	\$0	\$0	\$1,825,514	\$15,886,197
Real Time Control Program	Revenue Bond	\$61,340	\$0	\$0	\$0	\$0	\$0	\$0	\$0	\$0	\$61,340
	Utility Rates-IC	\$96,308	\$901,730	\$870,000	\$600,000	\$1,600,000	\$850,000	\$250,000	\$0	\$4,170,000	\$5,168,038
	Total	\$157,648	\$901,730	\$870,000	\$600,000	\$1,600,000	\$850,000	\$250,000	\$0	\$4,170,000	\$5,229,378
Rehabilitation of CSO Facilities	Utility Rates-IC	\$0	\$100,000	\$1,000,000	\$1,000,000	\$0	\$0	\$0	\$0	\$2,000,000	\$2,100,000
	Total	\$0	\$100,000	\$1,000,000	\$1,000,000	\$0	\$0	\$0	\$0	\$2,000,000	\$2,100,000
Riverside Ave, Monroe St to Wall St, Sewer Replacement	Utility Rates-IC	\$0	\$0	\$0	\$14,000	\$93,000	\$0	\$500,000	\$0	\$607,000	\$607,000
	Total	\$0	\$0	\$0	\$14,000	\$93,000	\$0	\$500,000	\$0	\$607,000	\$607,000
Riverside Ave, Wall to Division, Sewer Replacement	Utility Rates-IC	\$0	\$20,000	\$280,000	\$0	\$0	\$0	\$0	\$0	\$280,000	\$300,000
	Total	\$0	\$20,000	\$280,000	\$0	\$0	\$0	\$0	\$0	\$280,000	\$300,000
Spokane Falls Blvd, Post to Division, Sewer Replacement	Utility Rates-IC	\$0	\$0	\$0	\$0	\$0	\$5,000	\$0	\$15,000	\$20,000	\$20,000
	Total	\$0	\$0	\$0	\$0	\$0	\$5,000	\$0	\$15,000	\$20,000	\$20,000
Sprague Avenue, Bernard to Scott, Sewer Replacement	Utility Rates-IC	\$0	\$77,330	\$85,000	\$0	\$0	\$0	\$0	\$0	\$85,000	\$162,330
	Total	\$0	\$77,330	\$85,000	\$0	\$0	\$0	\$0	\$0	\$85,000	\$162,330
Study - Sewer Capital Facility Plan	Loan-CWSRF	\$89,009	\$0	\$0	\$0	\$0	\$0	\$0	\$0	\$0	\$89,009
	Utility Rates-IC	\$0	\$164,570	\$5,000	\$0	\$0	\$0	\$0	\$0	\$5,000	\$169,570
	Total	\$89,009	\$164,570	\$5,000	\$0	\$0	\$0	\$0	\$0	\$5,000	\$258,579
Study - Water Reuse	Utility Rates-IC	\$0	\$55,000	\$10,000	\$0	\$0	\$0	\$0	\$0	\$10,000	\$65,000
	Total	\$0	\$55,000	\$10,000	\$0	\$0	\$0	\$0	\$0	\$10,000	\$65,000
Thor and Freya, Hartson to Sprague Avenue Sewer Upgrades	Utility Rates-IC	\$0	\$68,000	\$68,000	\$780,000	\$780,000	\$0	\$0	\$0	\$1,628,000	\$1,696,000
	Total	\$0	\$68,000	\$68,000	\$780,000	\$780,000	\$0	\$0	\$0	\$1,628,000	\$1,696,000

Funding Summary by Project

Wastewater

Collections Capital (continued)											
Project Name	Funding Source	To Date	2020	2021	2022	2023	2024	2025	2026	6 Year Estimate	Project Total
TJ Meenach, NW Blvd to Pettet Dr, Sewer Upgrade	Loan-CWSRF	\$0	\$0	\$954,000	\$0	\$0	\$0	\$0	\$0	\$954,000	\$954,000
	Utility Rates-IC	\$0	\$178,000	\$141,000	\$300,000	\$0	\$0	\$0	\$0	\$441,000	\$619,000
	Total	\$0	\$178,000	\$1,095,000	\$300,000	\$0	\$0	\$0	\$0	\$1,395,000	\$1,573,000
Category Total		\$48,918,123	\$22,723,698	\$6,274,514	\$12,984,000	\$11,463,000	\$2,434,000	\$9,098,000	\$5,629,000	\$47,882,514	\$119,524,335

Collections Maintenance											
Project Name	Funding Source	To Date	2020	2021	2022	2023	2024	2025	2026	6 Year Estimate	Project Total
Bio-Infiltration System Rehabilitation	Utility Rates- WWM Ops	\$100,000	\$150,000	\$150,000	\$150,000	\$150,000	\$150,000	\$150,000	\$150,000	\$900,000	\$1,150,000
	Total	\$100,000	\$150,000	\$150,000	\$150,000	\$150,000	\$150,000	\$150,000	\$150,000	\$900,000	\$1,150,000
Citywide Ongoing Cure In Place Pipe (CIPP) Project	Utility Rates- WWM Ops	\$400,000	\$550,000	\$550,000	\$550,000	\$550,000	\$550,000	\$550,000	\$550,000	\$3,300,000	\$4,250,000
	Total	\$400,000	\$550,000	\$550,000	\$550,000	\$550,000	\$550,000	\$550,000	\$550,000	\$3,300,000	\$4,250,000
Inflow and Infiltration (I/I) Reduction/ Net Enviro. Benefit	Utility Rates- WWM Ops	\$500,000	\$350,000	\$450,000	\$500,000	\$500,000	\$500,000	\$500,000	\$500,000	\$2,950,000	\$3,800,000
	Total	\$500,000	\$350,000	\$450,000	\$500,000	\$500,000	\$500,000	\$500,000	\$500,000	\$2,950,000	\$3,800,000
Large Line Rehabilitation from Hydrogen Sulfide Damage	Utility Rates- WWM Ops	\$1,500,000	\$350,000	\$350,000	\$350,000	\$350,000	\$350,000	\$350,000	\$350,000	\$2,100,000	\$3,950,000
	Total	\$1,500,000	\$350,000	\$350,000	\$350,000	\$350,000	\$350,000	\$350,000	\$350,000	\$2,100,000	\$3,950,000
Lift Station Repair and Upgrade Fund	Utility Rates- WWM Ops	\$0	\$200,000	\$200,000	\$200,000	\$200,000	\$200,000	\$200,000	\$200,000	\$1,200,000	\$1,400,000
	Total	\$0	\$200,000	\$200,000	\$200,000	\$200,000	\$200,000	\$200,000	\$200,000	\$1,200,000	\$1,400,000
Meadow Glen Forcemain Replacement	Utility Rates- WWM Ops	\$0	\$0	\$30,000	\$300,000	\$0	\$0	\$0	\$0	\$330,000	\$330,000
	Total	\$0	\$0	\$30,000	\$300,000	\$0	\$0	\$0	\$0	\$330,000	\$330,000
Public Sewer Extensions	Utility Rates- WWM Ops	\$0	\$450,000	\$450,000	\$450,000	\$450,000	\$450,000	\$450,000	\$450,000	\$2,700,000	\$3,150,000
	Total	\$0	\$450,000	\$450,000	\$450,000	\$450,000	\$450,000	\$450,000	\$450,000	\$2,700,000	\$3,150,000
Regal - 42nd to 44th Sewer Replacement	Utility Rates- WWM Ops	\$0	\$0	\$0	\$0	\$0	\$0	\$0	\$230,000	\$230,000	\$230,000
	Total	\$0	\$0	\$0	\$0	\$0	\$0	\$0	\$230,000	\$230,000	\$230,000

Funding Summary by Project

Wastewater

Collections Maintenance (continued)											
Project Name	Funding Source	To Date	2020	2021	2022	2023	2024	2025	2026	6 Year Estimate	Project Total
Rehabilitation Project Fund	Utility Rates- WWM Ops	\$60,000	\$350,000	\$270,000	\$350,000	\$270,000	\$350,000	\$270,000	\$350,000	\$1,860,000	\$2,270,000
	Total	\$60,000	\$350,000	\$270,000	\$350,000	\$270,000	\$350,000	\$270,000	\$350,000	\$1,860,000	\$2,270,000
Sewer Line Replacement	Utility Rates- WWM Ops	\$0	\$0	\$0	\$0	\$0	\$180,000	\$180,000	\$230,000	\$590,000	\$590,000
	Total	\$0	\$0	\$0	\$0	\$0	\$180,000	\$180,000	\$230,000	\$590,000	\$590,000
Sundance III Forcemain Replacement	Utility Rates- WWM Ops	\$0	\$30,000	\$190,000	\$0	\$0	\$0	\$0	\$0	\$190,000	\$220,000
	Total	\$0	\$30,000	\$190,000	\$0	\$0	\$0	\$0	\$0	\$190,000	\$220,000
Sundance IX Forcemain Replacement	Utility Rates- WWM Ops	\$0	\$0	\$0	\$40,000	\$410,000	\$0	\$0	\$0	\$450,000	\$450,000
	Total	\$0	\$0	\$0	\$40,000	\$410,000	\$0	\$0	\$0	\$450,000	\$450,000
Wind River Force Main Replacement	Utility Rates- WWM Ops	\$0	\$0	\$0	\$0	\$0	\$0	\$150,000	\$1,550,000	\$1,700,000	\$1,700,000
	Total	\$0	\$0	\$0	\$0	\$0	\$0	\$150,000	\$1,550,000	\$1,700,000	\$1,700,000
Category Total		\$2,560,000	\$2,430,000	\$2,640,000	\$2,890,000	\$2,880,000	\$2,730,000	\$2,800,000	\$4,560,000	\$18,500,000	\$23,490,000

Collections Vehicles and Equipment											
Project Name	Funding Source	To Date	2020	2021	2022	2023	2024	2025	2026	6 Year Estimate	Project Total
1- 1 Ton Dump Truck 2023	Utility Rates- WWM Ops	\$0	\$0	\$0	\$0	\$100,000	\$0	\$0	\$0	\$100,000	\$100,000
	Total	\$0	\$0	\$0	\$0	\$100,000	\$0	\$0	\$0	\$100,000	\$100,000
100 KW Generator 2024	Utility Rates- WWM Ops	\$0	\$0	\$0	\$0	\$0	\$100,000	\$0	\$0	\$100,000	\$100,000
	Total	\$0	\$0	\$0	\$0	\$0	\$100,000	\$0	\$0	\$100,000	\$100,000
2- 10 Yard Dump Trucks with Plows 2022	Utility Rates- WWM Ops	\$0	\$0	\$0	\$550,000	\$0	\$0	\$0	\$0	\$550,000	\$550,000
	Total	\$0	\$0	\$0	\$550,000	\$0	\$0	\$0	\$0	\$550,000	\$550,000
2- Catch Basin Cleaners 2025	Utility Rates- WWM Ops	\$0	\$0	\$0	\$0	\$0	\$0	\$1,000,000	\$0	\$1,000,000	\$1,000,000
	Total	\$0	\$0	\$0	\$0	\$0	\$0	\$1,000,000	\$0	\$1,000,000	\$1,000,000
2- Combination Sewer Cleaner 2024	Utility Rates- WWM Ops	\$0	\$0	\$0	\$0	\$0	\$1,200,000	\$0	\$0	\$1,200,000	\$1,200,000
	Total	\$0	\$0	\$0	\$0	\$0	\$1,200,000	\$0	\$0	\$1,200,000	\$1,200,000

Funding Summary by Project

Wastewater

Collections Vehicles and Equipment (continued)											
Project Name	Funding Source	To Date	2020	2021	2022	2023	2024	2025	2026	6 Year Estimate	Project Total
2- Mechanical Sewer Rodders 2026	Utility Rates- WWM Ops	\$0	\$0	\$0	\$0	\$0	\$0	\$0	\$700,000	\$700,000	\$700,000
	Total	\$0	\$0	\$0	\$0	\$0	\$0	\$0	\$700,000	\$700,000	\$700,000
Closed Circuit Television Inspection Truck 2022	Utility Rates- WWM Ops	\$0	\$0	\$0	\$350,000	\$0	\$0	\$0	\$0	\$350,000	\$350,000
	Total	\$0	\$0	\$0	\$350,000	\$0	\$0	\$0	\$0	\$350,000	\$350,000
Closed Circuit Television Inspection Truck 2023	Utility Rates- WWM Ops	\$0	\$0	\$0	\$0	\$350,000	\$0	\$0	\$0	\$350,000	\$350,000
	Total	\$0	\$0	\$0	\$0	\$350,000	\$0	\$0	\$0	\$350,000	\$350,000
Const. Crew Hydro Excavator 2021 #1	Utility Rates- WWM Ops	\$0	\$0	\$600,000	\$0	\$0	\$0	\$0	\$0	\$600,000	\$600,000
	Total	\$0	\$0	\$600,000	\$0	\$0	\$0	\$0	\$0	\$600,000	\$600,000
Const. Crew Hydro Excavator 2021 #2	Utility Rates- WWM Ops	\$0	\$0	\$600,000	\$0	\$0	\$0	\$0	\$0	\$600,000	\$600,000
	Total	\$0	\$0	\$600,000	\$0	\$0	\$0	\$0	\$0	\$600,000	\$600,000
Forklift 2021	Utility Rates- WWM Ops	\$0	\$0	\$100,000	\$0	\$0	\$0	\$0	\$0	\$100,000	\$100,000
	Total	\$0	\$0	\$100,000	\$0	\$0	\$0	\$0	\$0	\$100,000	\$100,000
Heavy Construction Equipment- Backhoe 2025	Utility Rates- WWM Ops	\$0	\$0	\$0	\$0	\$0	\$0	\$150,000	\$0	\$150,000	\$150,000
	Total	\$0	\$0	\$0	\$0	\$0	\$0	\$150,000	\$0	\$150,000	\$150,000
Heavy Construction Equipment- Loader 2023	Utility Rates- WWM Ops	\$0	\$0	\$0	\$0	\$250,000	\$0	\$0	\$0	\$250,000	\$250,000
	Total	\$0	\$0	\$0	\$0	\$250,000	\$0	\$0	\$0	\$250,000	\$250,000
Heavy Construction Van- 2023	Utility Rates- WWM Ops	\$0	\$0	\$0	\$0	\$300,000	\$0	\$0	\$0	\$300,000	\$300,000
	Total	\$0	\$0	\$0	\$0	\$300,000	\$0	\$0	\$0	\$300,000	\$300,000
Heavy Construction Van- 2026	Utility Rates- WWM Ops	\$0	\$0	\$0	\$0	\$0	\$0	\$0	\$300,000	\$300,000	\$300,000
	Total	\$0	\$0	\$0	\$0	\$0	\$0	\$0	\$300,000	\$300,000	\$300,000
Jet Rodder 2022	Utility Rates- WWM Ops	\$0	\$0	\$0	\$375,000	\$0	\$0	\$0	\$0	\$375,000	\$375,000
	Total	\$0	\$0	\$0	\$375,000	\$0	\$0	\$0	\$0	\$375,000	\$375,000
Skidsteer - 2026	Utility Rates- WWM Ops	\$0	\$0	\$0	\$0	\$0	\$0	\$0	\$125,000	\$125,000	\$125,000
	Total	\$0	\$0	\$0	\$0	\$0	\$0	\$0	\$125,000	\$125,000	\$125,000
Category Total		\$0	\$0	\$1,300,000	\$1,275,000	\$1,000,000	\$1,300,000	\$1,150,000	\$1,125,000	\$7,150,000	\$7,150,000

Funding Summary by Project

Wastewater

RPWRF Capital											
Project Name	Funding Source	To Date	2020	2021	2022	2023	2024	2025	2026	6 Year Estimate	Project Total
Aubrey L White Parkway Reconstruction	Utility Rates-IC	\$0	\$0	\$0	\$150,000	\$1,350,000	\$0	\$0	\$0	\$1,500,000	\$1,500,000
	Total	\$0	\$0	\$0	\$150,000	\$1,350,000	\$0	\$0	\$0	\$1,500,000	\$1,500,000
Francis and Assembly Lift Station Improvements	Utility Rates-IC	\$0	\$0	\$0	\$0	\$0	\$0	\$50,000	\$500,000	\$550,000	\$550,000
	Total	\$0	\$0	\$0	\$0	\$0	\$0	\$50,000	\$500,000	\$550,000	\$550,000
Headworks Building and Grit Chambers Odor Control System	Utility Rates-RPWRF Ops	\$0	\$0	\$0	\$0	\$2,000,000	\$0	\$0	\$0	\$2,000,000	\$2,000,000
	Total	\$0	\$0	\$0	\$0	\$2,000,000	\$0	\$0	\$0	\$2,000,000	\$2,000,000
Next Level of Treatment (NLT) Membrane Facility	Revenue Bond	\$56,195,964	\$0	\$0	\$0	\$0	\$0	\$0	\$0	\$0	\$56,195,964
	Utility Rates-IC	\$25,582,068	\$30,343,288	\$4,546,887	\$0	\$0	\$0	\$0	\$0	\$4,546,887	\$60,472,243
	Total	\$81,778,032	\$30,343,288	\$4,546,887	\$0	\$0	\$0	\$0	\$0	\$4,546,887	\$116,668,207
Next Level of Treatment (NLT) Upstream Projects	Revenue Bond	\$66,816,002	\$0	\$0	\$0	\$0	\$0	\$0	\$0	\$0	\$66,816,002
	Utility Rates-IC	\$10,800,679	\$6,324,631	\$5,207,737	\$0	\$0	\$0	\$0	\$0	\$5,207,737	\$22,333,047
	Total	\$77,616,681	\$6,324,631	\$5,207,737	\$0	\$0	\$0	\$0	\$0	\$5,207,737	\$89,149,049
Plant-Wide SCADA Upgrade	Revenue Bond	\$5,000,937	\$0	\$0	\$0	\$0	\$0	\$0	\$0	\$0	\$5,000,937
	Utility Rates-IC	\$6,170,272	\$3,317,562	\$1,070,865	\$0	\$0	\$0	\$0	\$0	\$1,070,865	\$10,558,699
	Total	\$11,171,209	\$3,317,562	\$1,070,865	\$0	\$0	\$0	\$0	\$0	\$1,070,865	\$15,559,636
Study - Lift Station Assessment	Utility Rates-IC	\$50,000	\$150,000	\$50,000	\$0	\$0	\$0	\$0	\$0	\$50,000	\$250,000
	Total	\$50,000	\$150,000	\$50,000	\$0	\$0	\$0	\$0	\$0	\$50,000	\$250,000
Wind River Lift Station Improvements	Utility Rates-IC	\$0	\$0	\$0	\$0	\$50,000	\$500,000	\$0	\$0	\$550,000	\$550,000
	Total	\$0	\$0	\$0	\$0	\$50,000	\$500,000	\$0	\$0	\$550,000	\$550,000
Category Total		\$170,615,922	\$40,135,481	\$10,875,489	\$150,000	\$3,400,000	\$500,000	\$50,000	\$500,000	\$15,475,489	\$226,226,892

Funding Summary by Project

Wastewater

RPWRF Maintenance											
Project Name	Funding Source	To Date	2020	2021	2022	2023	2024	2025	2026	6 Year Estimate	Project Total
Air Handling Units Supply and Exhaust (non-occupied)	Utility Rates-RPWRF Ops	\$360,000	\$150,000	\$150,000	\$0	\$0	\$0	\$0	\$0	\$150,000	\$660,000
	Total	\$360,000	\$150,000	\$150,000	\$0	\$0	\$0	\$0	\$0	\$150,000	\$660,000
Biofilter Media Replacement	Utility Rates-RPWRF Ops	\$0	\$100,000	\$100,000	\$0	\$0	\$0	\$0	\$0	\$100,000	\$200,000
	Total	\$0	\$100,000	\$100,000	\$0	\$0	\$0	\$0	\$0	\$100,000	\$200,000
Boiler Burners and Controls	Utility Rates-RPWRF Ops	\$155,000	\$155,000	\$155,000	\$0	\$0	\$0	\$0	\$0	\$155,000	\$465,000
	Total	\$155,000	\$155,000	\$155,000	\$0	\$0	\$0	\$0	\$0	\$155,000	\$465,000
Chemical Storage Building Alum Piping Modification	Utility Rates-RPWRF Ops	\$0	\$0	\$0	\$100,000	\$0	\$0	\$0	\$0	\$100,000	\$100,000
	Total	\$0	\$0	\$0	\$100,000	\$0	\$0	\$0	\$0	\$100,000	\$100,000
Clarke Lift Station Maintenance and Repairs	Utility Rates-RPWRF Ops	\$0	\$0	\$325,000	\$0	\$0	\$0	\$0	\$0	\$325,000	\$325,000
	Total	\$0	\$0	\$325,000	\$0	\$0	\$0	\$0	\$0	\$325,000	\$325,000
Critical Digester Expansion Joint Replacement	Utility Rates-RPWRF Ops	\$0	\$500,000	\$0	\$0	\$500,000	\$0	\$0	\$0	\$500,000	\$1,000,000
	Total	\$0	\$500,000	\$0	\$0	\$500,000	\$0	\$0	\$0	\$500,000	\$1,000,000
Emergency Overflow Modifications for Digesters 4 and 5	Utility Rates-RPWRF Ops	\$0	\$0	\$0	\$1,000,000	\$0	\$0	\$0	\$0	\$1,000,000	\$1,000,000
	Total	\$0	\$0	\$0	\$1,000,000	\$0	\$0	\$0	\$0	\$1,000,000	\$1,000,000
Endress Hauser/Field Instrument Controls Value Blanket	Utility Rates-RPWRF Ops	\$80,000	\$80,000	\$80,000	\$80,000	\$80,000	\$0	\$0	\$0	\$240,000	\$400,000
	Total	\$80,000	\$80,000	\$80,000	\$80,000	\$80,000	\$0	\$0	\$0	\$240,000	\$400,000
Huber Chain and Compactor Rotating Unit	Utility Rates-RPWRF Ops	\$0	\$120,000	\$0	\$0	\$40,000	\$0	\$0	\$0	\$40,000	\$160,000
	Total	\$0	\$120,000	\$0	\$0	\$40,000	\$0	\$0	\$0	\$40,000	\$160,000
ICP (Inductively Coupled Plasma Mass Spectrometry)	Utility Rates-RPWRF Ops	\$0	\$0	\$0	\$100,000	\$0	\$0	\$0	\$0	\$100,000	\$100,000
	Total	\$0	\$0	\$0	\$100,000	\$0	\$0	\$0	\$0	\$100,000	\$100,000

Funding Summary by Project

Wastewater

RPWRF Maintenance (continued)											
Project Name	Funding Source	To Date	2020	2021	2022	2023	2024	2025	2026	6 Year Estimate	Project Total
Perforated Plate Replacement	Utility Rates-RPWRF Ops	\$0	\$0	\$300,000	\$0	\$0	\$300,000	\$0	\$0	\$600,000	\$600,000
	Total	\$0	\$0	\$300,000	\$0	\$0	\$300,000	\$0	\$0	\$600,000	\$600,000
Plant-wide Supply Fan Upgrade/Replacement (Occupied Spaces)	Utility Rates-RPWRF Ops	\$240,000	\$120,000	\$120,000	\$0	\$0	\$0	\$0	\$0	\$120,000	\$480,000
	Total	\$240,000	\$120,000	\$120,000	\$0	\$0	\$0	\$0	\$0	\$120,000	\$480,000
Seal Discrete Auto-analyzer	Utility Rates-RPWRF Ops	\$0	\$0	\$0	\$0	\$70,000	\$0	\$0	\$0	\$70,000	\$70,000
	Total	\$0	\$0	\$0	\$0	\$70,000	\$0	\$0	\$0	\$70,000	\$70,000
Serpentex Biosolids Conveyor Rebuild	Utility Rates-RPWRF Ops	\$0	\$205,000	\$0	\$80,000	\$0	\$0	\$215,000	\$0	\$295,000	\$500,000
	Total	\$0	\$205,000	\$0	\$80,000	\$0	\$0	\$215,000	\$0	\$295,000	\$500,000
Silo Digester No. 3 Mixing System	Utility Rates-RPWRF Ops	\$0	\$0	\$0	\$0	\$0	\$450,000	\$3,000,000	\$0	\$3,450,000	\$3,450,000
	Total	\$0	\$0	\$0	\$0	\$0	\$450,000	\$3,000,000	\$0	\$3,450,000	\$3,450,000
Silo Digester No. 3 Roof Walkway	Utility Rates-RPWRF Ops	\$0	\$0	\$0	\$100,000	\$0	\$0	\$0	\$0	\$100,000	\$100,000
	Total	\$0	\$0	\$0	\$100,000	\$0	\$0	\$0	\$0	\$100,000	\$100,000
Turblex Blower Service	Utility Rates-RPWRF Ops	\$0	\$0	\$0	\$130,000	\$0	\$0	\$0	\$0	\$130,000	\$130,000
	Total	\$0	\$0	\$0	\$130,000	\$0	\$0	\$0	\$0	\$130,000	\$130,000
Category Total		\$835,000	\$1,430,000	\$1,230,000	\$1,590,000	\$690,000	\$750,000	\$3,215,000	\$0	\$7,475,000	\$9,740,000

RPWRF Vehicles and Equipment											
Project Name	Funding Source	To Date	2020	2021	2022	2023	2024	2025	2026	6 Year Estimate	Project Total
Biosolids Hauling Trucks (Dump)	Utility Rates-RPWRF Ops	\$0	\$225,000	\$0	\$275,000	\$0	\$0	\$0	\$0	\$275,000	\$500,000
	Total	\$0	\$225,000	\$0	\$275,000	\$0	\$0	\$0	\$0	\$275,000	\$500,000
Biosolids Tractor	Utility Rates-RPWRF Ops	\$0	\$0	\$0	\$180,000	\$0	\$180,000	\$0	\$0	\$360,000	\$360,000
	Total	\$0	\$0	\$0	\$180,000	\$0	\$180,000	\$0	\$0	\$360,000	\$360,000
Category Total		\$0	\$225,000	\$0	\$455,000	\$0	\$180,000	\$0	\$0	\$635,000	\$860,000

Funding Summary by Project

Wastewater

Stormwater											
Project Name	Funding Source	To Date	2020	2021	2022	2023	2024	2025	2026	6 Year Estimate	Project Total
4th Avenue, Sunset to Maple, Bioretention	Utility Rates-IC	\$0	\$0	\$40,000	\$380,000	\$20,000	\$0	\$0	\$0	\$440,000	\$440,000
	Total	\$0	\$0	\$40,000	\$380,000	\$20,000	\$0	\$0	\$0	\$440,000	\$440,000
Broadway, Cedar to Post, Stormwater Separation	Utility Rates-IC	\$0	\$0	\$10,000	\$0	\$100,000	\$1,500,000	\$0	\$0	\$1,610,000	\$1,610,000
	Total	\$0	\$0	\$10,000	\$0	\$100,000	\$1,500,000	\$0	\$0	\$1,610,000	\$1,610,000
Cochran Basin Conveyance Pipeline, TJ Meenach to Downriver	Grant-SFAP	\$0	\$20,000	\$2,405,000	\$2,575,000	\$0	\$0	\$0	\$0	\$4,980,000	\$5,000,000
	Grant-SFAP	\$0	\$0	\$0	\$1,000,000	\$0	\$0	\$0	\$0	\$1,000,000	\$1,000,000
	Utility Rates-IC	\$9,216	\$0	\$1,705,000	\$350,000	\$0	\$0	\$0	\$0	\$2,055,000	\$2,064,216
	Total	\$9,216	\$20,000	\$4,110,000	\$3,925,000	\$0	\$0	\$0	\$0	\$8,035,000	\$8,064,216
Cochran Basin Lift Station and Control Facility	Grant-SFAP	\$0	\$0	\$0	\$4,974,750	\$0	\$0	\$0	\$0	\$4,974,750	\$4,974,750
	Utility Rates-IC	\$0	\$0	\$720,000	\$938,250	\$0	\$0	\$0	\$0	\$1,658,250	\$1,658,250
	Total	\$0	\$0	\$720,000	\$5,913,000	\$0	\$0	\$0	\$0	\$6,633,000	\$6,633,000
Cochran Basin Stormwater Piping, TJ Meenach-River to NW Blvd	Grant-SFAP	\$0	\$0	\$2,326,000	\$0	\$0	\$0	\$0	\$0	\$2,326,000	\$2,326,000
	Grant-SFAP	\$0	\$80,000	\$0	\$0	\$0	\$0	\$0	\$0	\$0	\$80,000
	Utility Rates-IC	\$257	\$235,000	\$541,000	\$0	\$0	\$0	\$0	\$0	\$541,000	\$776,257
	Total	\$257	\$315,000	\$2,867,000	\$0	\$0	\$0	\$0	\$0	\$2,867,000	\$3,182,257
Cochran Basin Treatment Facility-Downriver Boat Launch	Grant-SFAP	\$0	\$150,000	\$1,475,000	\$0	\$0	\$0	\$0	\$0	\$1,475,000	\$1,625,000
	Utility Rates-IC	\$2,917	\$50,000	\$700,000	\$0	\$0	\$0	\$0	\$0	\$700,000	\$752,917
	Total	\$2,917	\$200,000	\$2,175,000	\$0	\$0	\$0	\$0	\$0	\$2,175,000	\$2,377,917
Cochran Basin Treatment Facility-Downriver Disc Golf Course	Grant-SFAP	\$0	\$1,530,000	\$622,500	\$0	\$0	\$0	\$0	\$0	\$622,500	\$2,152,500
	Utility Rates-IC	\$5,330	\$754,670	\$189,830	\$0	\$0	\$0	\$0	\$0	\$189,830	\$949,830
	Total	\$5,330	\$2,284,670	\$812,330	\$0	\$0	\$0	\$0	\$0	\$812,330	\$3,102,330
CSO 25 Swale Rehabilitation	Utility Rates-IC	\$0	\$0	\$0	\$0	\$200,000	\$0	\$0	\$0	\$200,000	\$200,000
	Total	\$0	\$0	\$0	\$0	\$200,000	\$0	\$0	\$0	\$200,000	\$200,000
Fort George Wright Stormwater Management	Utility Rates-IC	\$0	\$0	\$0	\$0	\$82,000	\$73,000	\$400,000	\$325,000	\$880,000	\$880,000
	Total	\$0	\$0	\$0	\$0	\$82,000	\$73,000	\$400,000	\$325,000	\$880,000	\$880,000

Funding Summary by Project

Wastewater

Stormwater (continued)											
Project Name	Funding Source	To Date	2020	2021	2022	2023	2024	2025	2026	6 Year Estimate	Project Total
Havana Street, Sprague to Broadway Separation	Utility Rates-IC	\$0	\$0	\$0	\$0	\$0	\$0	\$25,000	\$25,000	\$50,000	\$50,000
	Total	\$0	\$0	\$0	\$0	\$0	\$0	\$25,000	\$25,000	\$50,000	\$50,000
Main Avenue Stormwater, Wall to Browne	Utility Rates-IC	\$0	\$0	\$0	\$0	\$40,000	\$0	\$120,000	\$1,200,000	\$1,360,000	\$1,360,000
	Total	\$0	\$0	\$0	\$0	\$40,000	\$0	\$120,000	\$1,200,000	\$1,360,000	\$1,360,000
Mallon Avenue, Monroe to Howard, Stormwater Management	Grant-SFAP	\$0	\$0	\$0	\$0	\$0	\$48,000	\$480,000	\$0	\$528,000	\$528,000
	Utility Rates-IC	\$0	\$0	\$0	\$0	\$0	\$12,000	\$120,000	\$0	\$132,000	\$132,000
	Total	\$0	\$0	\$0	\$0	\$0	\$60,000	\$600,000	\$0	\$660,000	\$660,000
Maple Street, Riverside to Pacific, Stormwater Separation	Utility Rates-IC	\$0	\$0	\$60,000	\$5,000	\$0	\$0	\$0	\$0	\$65,000	\$65,000
	Total	\$0	\$0	\$60,000	\$5,000	\$0	\$0	\$0	\$0	\$65,000	\$65,000
Napa Street, Sprague to 2nd Stormwater	Grant-SFAP	\$0	\$0	\$0	\$0	\$0	\$0	\$37,500	\$375,000	\$412,500	\$412,500
	Utility Rates-IC	\$0	\$0	\$0	\$0	\$0	\$0	\$12,500	\$125,000	\$137,500	\$137,500
	Total	\$0	\$0	\$0	\$0	\$0	\$0	\$50,000	\$500,000	\$550,000	\$550,000
NSC - Greene Basin Storm Improvements	Grant WSDOT	\$0	\$86,000	\$862,000	\$0	\$0	\$0	\$0	\$0	\$862,000	\$948,000
	Utility Rates-IC	\$0	\$86,000	\$862,000	\$0	\$0	\$0	\$0	\$0	\$862,000	\$948,000
	Total	\$0	\$172,000	\$1,724,000	\$0	\$0	\$0	\$0	\$0	\$1,724,000	\$1,896,000
NSC - Ralph Stormwater Improvements	Utility Rates-IC	\$0	\$130,000	\$0	\$1,150,000	\$0	\$0	\$0	\$0	\$1,150,000	\$1,280,000
	Total	\$0	\$130,000	\$0	\$1,150,000	\$0	\$0	\$0	\$0	\$1,150,000	\$1,280,000
NSC - Rockwell Casing	Utility Rates-IC	\$1,903	\$655,000	\$10,000	\$0	\$0	\$0	\$0	\$0	\$10,000	\$666,903
	Total	\$1,903	\$655,000	\$10,000	\$0	\$0	\$0	\$0	\$0	\$10,000	\$666,903
NSC - Trent Interchange Water, Storm and Sewer Reroute	Grant WSDOT	\$0	\$0	\$100,000	\$700,000	\$0	\$0	\$0	\$0	\$800,000	\$800,000
	Utility Rates-IC	\$0	\$0	\$25,000	\$300,000	\$0	\$0	\$0	\$0	\$325,000	\$325,000
	Total	\$0	\$0	\$125,000	\$1,000,000	\$0	\$0	\$0	\$0	\$1,125,000	\$1,125,000
NSC Planning - Interstate 90 to Sprague Avenue	Grant WSDOT	\$0	\$10,000	\$8,000	\$4,000	\$0	\$0	\$0	\$0	\$12,000	\$22,000
	Total	\$0	\$10,000	\$8,000	\$4,000	\$0	\$0	\$0	\$0	\$12,000	\$22,000

Funding Summary by Project

Wastewater

Stormwater (continued)											
Project Name	Funding Source	To Date	2020	2021	2022	2023	2024	2025	2026	6 Year Estimate	Project Total
Peaceful Valley Stormwater Separation	Grant-SFAP	\$0	\$840,348	\$0	\$0	\$0	\$0	\$0	\$0	\$0	\$840,348
	Utility Rates-IC	\$101,227	\$869,652	\$160,000	\$0	\$0	\$0	\$0	\$0	\$160,000	\$1,130,879
	Total	\$101,227	\$1,710,000	\$160,000	\$0	\$0	\$0	\$0	\$0	\$160,000	\$1,971,227
Riverside Avenue Stormwater, Monroe to Wall St	Utility Rates-IC	\$0	\$0	\$0	\$86,000	\$574,000	\$0	\$0	\$0	\$660,000	\$660,000
	Total	\$0	\$0	\$0	\$86,000	\$574,000	\$0	\$0	\$0	\$660,000	\$660,000
South Gorge Trail Stormwater Project	Utility Rates-IC	\$237,548	\$280,371	\$20,000	\$0	\$0	\$0	\$0	\$0	\$20,000	\$537,919
	Total	\$237,548	\$280,371	\$20,000	\$0	\$0	\$0	\$0	\$0	\$20,000	\$537,919
Spokane Falls Blvd, Post to Division	Grant-SFAP	\$0	\$0	\$0	\$0	\$0	\$0	\$0	\$54,000	\$54,000	\$54,000
	Utility Rates-IC	\$0	\$0	\$0	\$0	\$0	\$60,000	\$0	\$26,000	\$86,000	\$86,000
	Total	\$0	\$0	\$0	\$0	\$0	\$60,000	\$0	\$80,000	\$140,000	\$140,000
Sprague Avenue Stormwater, Bernard to Scott	Utility Rates-IC	\$386,621	\$0	\$1,470,835	\$0	\$0	\$0	\$0	\$0	\$1,470,835	\$1,857,456
	Total	\$386,621	\$0	\$1,470,835	\$0	\$0	\$0	\$0	\$0	\$1,470,835	\$1,857,456
Study - Downtown Stormwater Relief	Utility Rates-IC	\$95,398	\$60,000	\$25,000	\$0	\$0	\$0	\$0	\$0	\$25,000	\$180,398
	Total	\$95,398	\$60,000	\$25,000	\$0	\$0	\$0	\$0	\$0	\$25,000	\$180,398
Study - Indian Trail Stormwater	Utility Rates-IC	\$0	\$40,000	\$82,500	\$0	\$0	\$0	\$0	\$0	\$82,500	\$122,500
	Total	\$0	\$40,000	\$82,500	\$0	\$0	\$0	\$0	\$0	\$82,500	\$122,500
Study - Jay Avenue Stormwater	Utility Rates-IC	\$0	\$40,000	\$60,000	\$0	\$0	\$0	\$0	\$0	\$60,000	\$100,000
	Total	\$0	\$40,000	\$60,000	\$0	\$0	\$0	\$0	\$0	\$60,000	\$100,000
Study - NEPDA Stormwater	Utility Rates-IC	\$0	\$25,000	\$35,000	\$0	\$0	\$0	\$0	\$0	\$35,000	\$60,000
	Total	\$0	\$25,000	\$35,000	\$0	\$0	\$0	\$0	\$0	\$35,000	\$60,000
Study - Northwest Spokane Stormwater	Utility Rates-IC	\$0	\$75,000	\$20,000	\$0	\$0	\$0	\$0	\$0	\$20,000	\$95,000
	Total	\$0	\$75,000	\$20,000	\$0	\$0	\$0	\$0	\$0	\$20,000	\$95,000
Study - Stormwater Capital Facility Plan	Revenue Bond	\$6,522	\$0	\$0	\$0	\$0	\$0	\$0	\$0	\$0	\$6,522
	Utility Rates-IC	\$74,680	\$1,144,302	\$30,000	\$0	\$0	\$0	\$0	\$0	\$30,000	\$1,248,982
	Total	\$81,202	\$1,144,302	\$30,000	\$0	\$0	\$0	\$0	\$0	\$30,000	\$1,255,504

Funding Summary by Project

Wastewater

Stormwater (continued)											
Project Name	Funding Source	To Date	2020	2021	2022	2023	2024	2025	2026	6 Year Estimate	Project Total
Study - UIC Compliance Strategy	Utility Rates-IC	\$0	\$100,000	\$50,000	\$50,000	\$100,000	\$100,000	\$150,000	\$150,000	\$600,000	\$700,000
	Total	\$0	\$100,000	\$50,000	\$50,000	\$100,000	\$100,000	\$150,000	\$150,000	\$600,000	\$700,000
Study - West Plains Stormwater	SIII-PDA	\$3,021	\$130,000	\$20,000	\$0	\$0	\$0	\$0	\$0	\$20,000	\$153,021
	Total	\$3,021	\$130,000	\$20,000	\$0	\$0	\$0	\$0	\$0	\$20,000	\$153,021
Sunset Blvd Bike Path, Deer Heights to Royal	Utility Rates-IC	\$0	\$0	\$0	\$0	\$399,000	\$0	\$0	\$0	\$399,000	\$399,000
	Total	\$0	\$0	\$0	\$0	\$399,000	\$0	\$0	\$0	\$399,000	\$399,000
Underground Injection Control (UIC) Regulation Compliance	Utility Rates- WWM Ops	\$0	\$50,000	\$50,000	\$50,000	\$50,000	\$50,000	\$50,000	\$50,000	\$300,000	\$350,000
	Total	\$0	\$50,000	\$50,000	\$50,000	\$50,000	\$50,000	\$50,000	\$50,000	\$300,000	\$350,000
Washington Basin Stormwater Project	Grant-SFAP	\$0	\$135,000	\$1,890,000	\$225,000	\$0	\$0	\$0	\$0	\$2,115,000	\$2,250,000
	Utility Rates-IC	\$0	\$45,000	\$630,000	\$75,000	\$0	\$0	\$0	\$0	\$705,000	\$750,000
	Total	\$0	\$180,000	\$2,520,000	\$300,000	\$0	\$0	\$0	\$0	\$2,820,000	\$3,000,000
WSDOT I-90 Stormwater Separation	Grant WSDOT	\$0	\$0	\$0	\$1,000,000	\$1,000,000	\$0	\$0	\$0	\$2,000,000	\$2,000,000
	Grant-SFAP	\$0	\$164,317	\$85,683	\$0	\$0	\$0	\$0	\$0	\$85,683	\$250,000
	Utility Rates-IC	\$685	\$0	\$0	\$825,000	\$1,000,000	\$0	\$0	\$0	\$1,825,000	\$1,825,685
	Total	\$685	\$164,317	\$85,683	\$1,825,000	\$2,000,000	\$0	\$0	\$0	\$3,910,683	\$4,075,685
Category Total		\$925,325	\$7,785,660	\$17,290,348	\$14,688,000	\$3,565,000	\$1,843,000	\$1,395,000	\$2,330,000	\$41,111,348	\$49,822,333
Department Total		\$223,854,370	\$74,729,839	\$39,610,351	\$34,032,000	\$22,998,000	\$9,737,000	\$17,708,000	\$14,144,000	\$138,229,351	\$436,813,560
Percent Funded				100%	82%	100%	90%	97%	97%	94%	

Funding Summary by Department

Wastewater

Funding Source	To Date	2020	2021	2022	2023	2024	2025	2026	6 Year Estimate	Funding Total
Grant WSDOT	\$48,032	\$2,732,000	\$1,135,000	\$3,181,000	\$9,050,000	\$0	\$0	\$0	\$13,366,000	\$13,371,000
Grant-BUILD	\$189,062	\$416,841	\$80,000	\$0	\$0	\$0	\$0	\$0	\$80,000	\$685,903
Grant-SFAP	\$0	\$2,919,665	\$8,804,183	\$8,774,750	\$0	\$48,000	\$517,500	\$429,000	\$18,573,433	\$18,593,433
Loan-CWSRF	\$27,284,665	\$3,370,001	\$2,479,001	\$160,000	\$0	\$0	\$0	\$0	\$2,639,001	\$29,148,167
Private	\$0	\$0	\$0	\$0	\$95,000	\$950,000	\$0	\$0	\$1,045,000	\$1,045,000
Revenue Bond	\$140,437,638	\$0	\$0	\$0	\$0	\$0	\$0	\$0	\$0	\$56,195,964
SIII-PDA	\$3,021	\$130,000	\$20,000	\$0	\$0	\$0	\$0	\$0	\$20,000	\$153,021
Utility Rates- WWM Ops	\$2,560,000	\$2,480,000	\$3,990,000	\$4,215,000	\$3,930,000	\$4,080,000	\$4,000,000	\$5,735,000	\$25,950,000	\$25,950,000
Utility Rates-IC	\$52,496,952	\$61,026,332	\$21,872,167	\$15,656,250	\$7,233,000	\$3,729,000	\$9,975,500	\$7,980,000	\$66,445,917	\$122,371,273
Utility Rates-RPWRF Ops	\$835,000	\$1,655,000	\$1,230,000	\$2,045,000	\$2,690,000	\$930,000	\$3,215,000	\$0	\$10,110,000	\$10,620,000
Department Total	\$223,854,370	\$74,729,839	\$39,610,351	\$34,032,000	\$22,998,000	\$9,737,000	\$17,708,000	\$14,144,000	\$138,229,351	\$436,813,560

Wastewater Management Department Project Reports

Wastewater 2021 - 2026

Downtown Projects

WWM-2013-138
WWM-2016-10
WWM-2016-47
WWM-2017-48
WWM-2017-49
WWM-2017-50
WWM-2018-53
WWM-2018-60
WWM-2018-61
WWM-2018-71
WWM-2018-74
WWM-2018-81
WWM-2018-86
WWM-2018-127
WWM-2020-45

Water Reclamation Facility (Not Pictured)

WWM-2012-354
WWM-2012-400
WWM-2015-85
WWM-2015-86
WWM-2015-111
WWM-2016-118
WWM-2016-119
WWM-2016-121
WWM-2016-122
WWM-2016-125
WWM-2016-127
WWM-2016-130
WWM-2017-43
WWM-2017-46
WWM-2017-88
WWM-2018-110
WWM-2019-56
WWM-2019-59
WWM-2019-66
WWM-2019-67
WWM-2019-71
WWM-2020-73
WWM-2020-74
WWM-2020-75

WWM Main Office (not pictured)

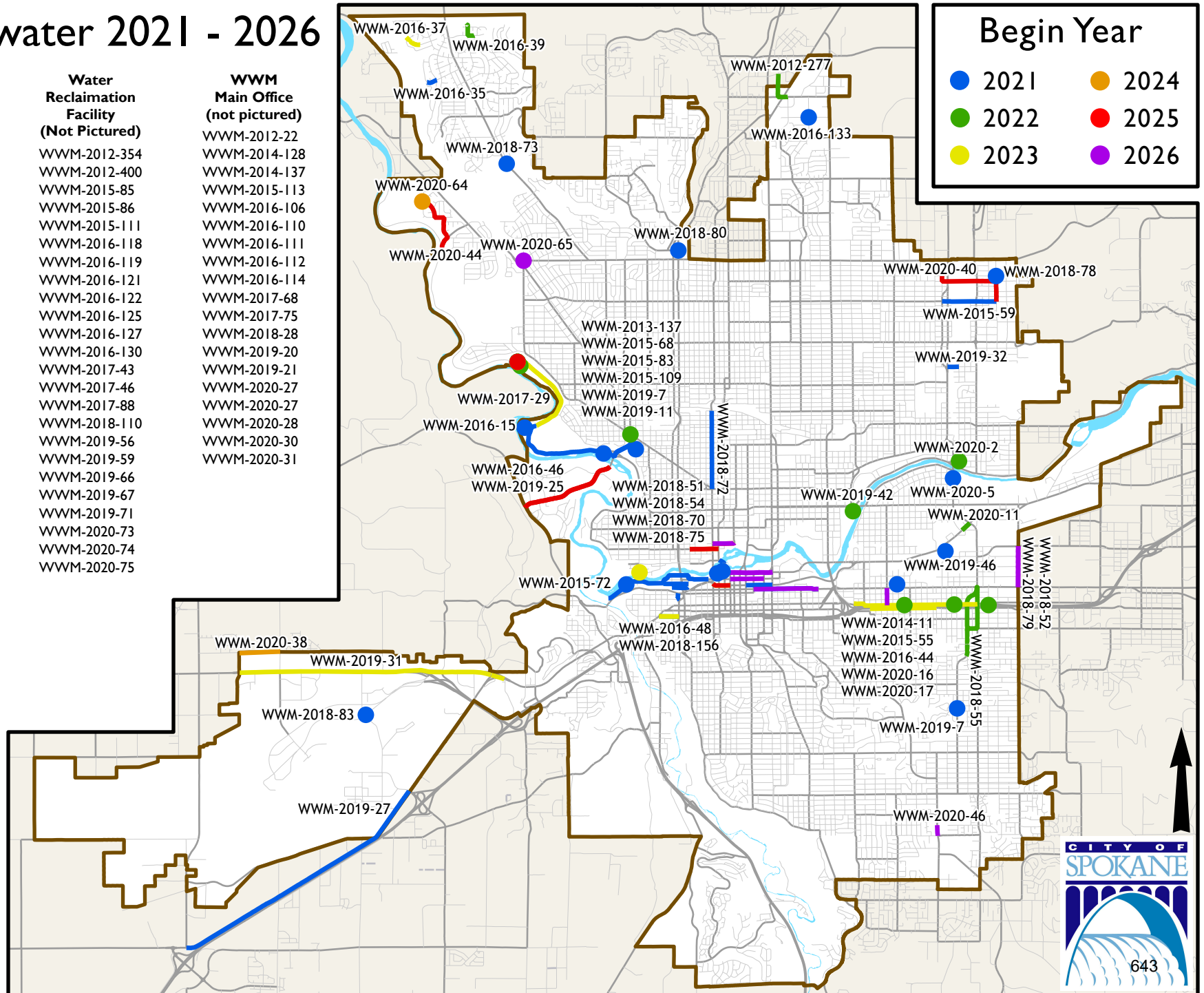
WWM-2012-22
WWM-2014-128
WWM-2014-137
WWM-2015-113
WWM-2016-106
WWM-2016-110
WWM-2016-111
WWM-2016-112
WWM-2016-114
WWM-2017-68
WWM-2017-75
WWM-2018-28
WWM-2019-20
WWM-2019-21
WWM-2020-27
WWM-2020-27
WWM-2020-28
WWM-2020-30
WWM-2020-31

City Wide Projects (not pictured)

WWM-2012-4
WWM-2012-11
WWM-2012-13
WWM-2012-276
WWM-2014-33
WWM-2014-96
WWM-2014-113
WWM-2016-41
WWM-2016-58
WWM-2019-8
WWM-2019-9
WWM-2019-29
WWM-2019-36
WWM-2019-44
WWM-2020-39

Begin Year

● 2021	● 2024
● 2022	● 2025
● 2023	● 2026



Wastewater/Collections Capital

12th Avenue - Deer Heights to Flint

WWM-2020-38

Executive Summary

The project will construct a 12 inch sewer line in 12th Avenue between Deer Height and Flint Roads.

Project Justification

This project is necessary to provide sewer service to proposed development on 12th Avenue and future developments north of 12th Avenue.

This project meets the following comprehensive plan goals and/or policies:

CFU 3.3: Utilities Coordination - the project coordinates utility installations with the larger project.

Location

Other Location

The project will be located on 12th Avenue between Deer Heights and Flint roads.

Project Status

Active

Design is scheduled to begin in 2023 and Construction will begin in 2024.

External Factors

Development on 12th Avenue could affect the timing of this project.

Maintenance

Maintenance of capital facilities, buildings and infrastructure has an impact on a Department's operating budget, and thus routine maintenance costs for new and ongoing projects are identified in the table below.

	2021	2022	2023	2024	2025	2026	Total
Expected Annual Maintenance	\$0	\$0	\$0	\$0	\$0	\$0	\$0

Maintenance Comments

Wastewater/Collections Capital

12th Avenue - Deer Heights to Flint

WWM-2020-38

Spending

Project Phase	Prior Spending	2020	Estimated Spending							Total
			2021	2022	2023	2024	2025	2026	6 Year Total	
Construction	\$0	\$0	\$0	\$0	\$0	\$950,000	\$0	\$0	\$950,000	\$950,000
Design	\$0	\$0	\$0	\$0	\$95,000	\$0	\$0	\$0	\$95,000	\$95,000
Total	\$0	\$0	\$0	\$0	\$95,000	\$950,000	\$0	\$0	\$1,045,000	\$1,045,000

Funding

Funding Name	Source	Status*	Prior Funding	2020	Estimated Funding							Total
					2021	2022	2023	2024	2025	2026	6 Year Total	
Private	Unidentified	Unfunded	\$0	\$0	\$0	\$0	\$95,000	\$950,000	\$0	\$0	\$1,045,000	\$1,045,000
Total			\$0	\$0	\$0	\$0	\$95,000	\$950,000	\$0	\$0	\$1,045,000	\$1,045,000

- *Status definitions
- Unidentified: Funding source has not yet been determined
 - Identified: Funding source has been found, but not yet requested
 - Applied: Grant or loan application has been submitted, or budget has been requested
 - Awarded: Grant or loan has been offered but the contract has not yet been signed or budget has not yet been approved by Council
 - Encumbered: Project contract has been signed and funds have been allocated to spend on the project

Wastewater/Collections Capital

4th Avenue, Sunset to Maple St, Sewer Replacement

WWM-2018-156

Executive Summary

As part of the street reconstruction project, 10-inch sewer pipe and brick manholes will be replaced.

Project Justification

The clay sewer lines in 4th Avenue were installed in 1897. This sewer need to be replaced or improved using Cured in Place Pipe (CIPP). Brick manholes in this section of 4th Avenue will probably not survive construction and need to be replaced

This project meets the following comprehensive plan goals and/or policies:

CFU 1.3 Maintenance This project will rehabilitate an existing capital facility.

Location

Other Location

4th Avenue, Sunset to Maple St

Project Status

Active

Planning stages.

External Factors

Schedule of the street reconstruction project will determine when this work is done.

Maintenance

Maintenance of capital facilities, buildings and infrastructure has an impact on a Department’s operating budget, and thus routine maintenance costs for new and ongoing projects are identified in the table below.

	2021	2022	2023	2024	2025	2026	Total
Expected Annual Maintenance	\$0	\$0	\$0	\$0	\$0	\$0	\$0

Maintenance Comments

Wastewater/Collections Capital

4th Avenue, Sunset to Maple St, Sewer Replacement

WWM-2018-156

Spending

Project Phase	Prior Spending	2020	Estimated Spending							Total
			2021	2022	2023	2024	2025	2026	6 Year Total	
Construction	\$0	\$0	\$0	\$0	\$230,000	\$5,000	\$0	\$0	\$235,000	\$235,000
Design	\$0	\$0	\$0	\$25,000	\$0	\$0	\$0	\$0	\$25,000	\$25,000
Total	\$0	\$0	\$0	\$25,000	\$230,000	\$5,000	\$0	\$0	\$260,000	\$260,000

Funding

Funding Name	Source	Status*	Prior Funding	2020	Estimated Funding							Total
					2021	2022	2023	2024	2025	2026	6 Year Total	
Utility Rates-IC	Local	Funded	\$0	\$0	\$0	\$25,000	\$230,000	\$5,000	\$0	\$0	\$260,000	\$260,000
Total			\$0	\$0	\$0	\$25,000	\$230,000	\$5,000	\$0	\$0	\$260,000	\$260,000

*Status definitions

- Unidentified: Funding source has not yet been determined
- Identified: Funding source has been found, but not yet requested
- Applied: Grant or loan application has been submitted, or budget has been requested
- Awarded: Grant or loan has been offered but the contract has not yet been signed or budget has not yet been approved by Council
- Encumbered: Project contract has been signed and funds have been allocated to spend on the project

Wastewater/Collections Capital

Broadway Avenue, Cedar to Post Street, Sewer Replacement

WWM-2018-51

Executive Summary

As part of the street reconstruction project, the 8-inch and 10-inch sewer pipe along with the brick manholes will be replaced.

Project Justification

The clay sewer lines in Broadway Avenue were installed in 1897 and 1911. This sewer need to be replaced or improved using Cured in Place Pipe (CIPP). Brick manholes in this section of Broadway Avenue will probably not survive construction and need to be replaced

This project meets the following comprehensive plan goals and/or policies:

CFU 1.3 Maintenance This project will rehabilitate an existing sewer. CFU 3.2 Utility Installation. This project will be constructed with a street project to reduce disruption and protect the infrastructure investment.

Location

Other Location

Broadway Avenue, Cedar to Post Street

Project Status

Active

Planning stages.

External Factors

Schedule of the street reconstruction project will determine when this work is done.

Maintenance

Maintenance of capital facilities, buildings and infrastructure has an impact on a Department's operating budget, and thus routine maintenance costs for new and ongoing projects are identified in the table below.

	2021	2022	2023	2024	2025	2026	Total
Expected Annual Maintenance	\$0	\$0	\$0	\$0	\$0	\$0	\$0

Maintenance Comments

Wastewater/Collections Capital

Broadway Avenue, Cedar to Post Street, Sewer Replacement

WWM-2018-51

Spending

Project Phase	Prior Spending	2020	Estimated Spending							Total
			2021	2022	2023	2024	2025	2026	6 Year Total	
Construction	\$0	\$0	\$0	\$0	\$0	\$0	\$250,000	\$0	\$250,000	\$250,000
Design	\$0	\$0	\$0	\$0	\$0	\$24,000	\$0	\$0	\$24,000	\$24,000
Planning	\$0	\$0	\$0	\$5,000	\$0	\$0	\$0	\$0	\$5,000	\$5,000
Total	\$0	\$0	\$0	\$5,000	\$0	\$24,000	\$250,000	\$0	\$279,000	\$279,000

Funding

Funding Name	Source	Status*	Prior Funding	2020	Estimated Funding							Total
					2021	2022	2023	2024	2025	2026	6 Year Total	
Utility Rates-IC	Local	Funded	\$0	\$0	\$0	\$5,000	\$0	\$24,000	\$250,000	\$0	\$279,000	\$279,000
Total			\$0	\$0	\$0	\$5,000	\$0	\$24,000	\$250,000	\$0	\$279,000	\$279,000

- *Status definitions
- Unidentified: Funding source has not yet been determined
 - Identified: Funding source has been found, but not yet requested
 - Applied: Grant or loan application has been submitted, or budget has been requested
 - Awarded: Grant or loan has been offered but the contract has not yet been signed or budget has not yet been approved by Council
 - Encumbered: Project contract has been signed and funds have been allocated to spend on the project

Wastewater/Collections Capital

CSO Basin 26 Control Facility

WWM-2016-10

Executive Summary

This project will construct a 2.1 MG storage tank and regulator north of Spokane Falls between Lincoln and Monroe to meet the overflow requirements as well as pedestrian plaza space on the surface.

Project Justification

CSO Basin 26 currently overflows to the Spokane River through the outfall near Lincoln and Spokane Falls. This project is necessary to meet Department of Ecology regulations and for a cleaner river.

This project meets the following comprehensive plan goals and/or policies:

CFU 3.2 Stormwater Management to achieve environmental requirements

Location

Other Location

Lincoln and Main

Project Status

Active

Construction was substantially complete in 2019. Final completion expected in 2020.

External Factors

Project funding is based on receiving State funding that is currently awaiting budget approval. Construction of this project will need to coordinated with other projects in the immediate vicinity of the tank. These include Riverfront Park improvements and other downtown construction projects.

Maintenance

Maintenance of capital facilities, buildings and infrastructure has an impact on a Department’s operating budget, and thus routine maintenance costs for new and ongoing projects are identified in the table below.

	2021	2022	2023	2024	2025	2026	Total
Expected Annual Maintenance	\$0	\$0	\$0	\$0	\$0	\$0	\$0

Maintenance Comments

Wastewater/Collections Capital

CSO Basin 26 Control Facility

WWM-2016-10

Spending

Project Phase	Prior Spending	2020	Estimated Spending							Total
			2021	2022	2023	2024	2025	2026	6 Year Total	
Construction	\$31,011,662	\$3,581,676	\$50,000	\$0	\$0	\$0	\$0	\$0	\$50,000	\$34,643,338
Design	\$4,000,000	\$0	\$0	\$0	\$0	\$0	\$0	\$0	\$0	\$4,000,000
Total	\$35,011,662	\$3,581,676	\$50,000	\$0	\$0	\$0	\$0	\$0	\$50,000	\$38,643,338

Funding

Funding Name	Source	Status*	Prior Funding	2020	Estimated Funding							Total
					2021	2022	2023	2024	2025	2026	6 Year Total	
Loan-CWSRF	Federal	Funded	\$26,509,166	\$0	\$0	\$0	\$0	\$0	\$0	\$0	\$0	\$26,509,166
Revenue Bond	Local	Funded	\$8,502,496	\$0	\$0	\$0	\$0	\$0	\$0	\$0	\$0	\$8,502,496
Utility Rates-IC	Local	Funded	\$0	\$3,581,676	\$50,000	\$0	\$0	\$0	\$0	\$0	\$50,000	\$3,631,676
Total			\$35,011,662	\$3,581,676	\$50,000	\$0	\$0	\$0	\$0	\$0	\$50,000	\$38,643,338

- *Status definitions
- Unidentified: Funding source has not yet been determined
 - Identified: Funding source has been found, but not yet requested
 - Applied: Grant or loan application has been submitted, or budget has been requested
 - Awarded: Grant or loan has been offered but the contract has not yet been signed or budget has not yet been approved by Council
 - Encumbered: Project contract has been signed and funds have been allocated to spend on the project

Wastewater/Collections Capital

CSO Basin 34 Control Facility, Lee and Sprague

WWM-2014-11

Executive Summary

Construct a 1.4 MG storage tank and regulator along with associated piping. The project will restore the adjacent streets including sidewalks and trees. The surface of the tank development is still being evaluated.

Project Justification

This project reduces combined effluent from entering the Spokane River, as well as protecting the interceptor from overcharging.

This project meets the following comprehensive plan goals and/or policies:

CFU 3.2 Stormwater Management to achieve environmental requirements

Location

Other Location

Crestline Street North of Sprague Avenue.

Project Status

Active

Construction of the tank is complete. Surface improvements are anticipated in 2022.

External Factors

Maintenance

Maintenance of capital facilities, buildings and infrastructure has an impact on a Department’s operating budget, and thus routine maintenance costs for new and ongoing projects are identified in the table below.

	2021	2022	2023	2024	2025	2026	Total
Expected Annual Maintenance	\$0	\$0	\$0	\$0	\$0	\$0	\$0

Maintenance Comments

Wastewater/Collections Capital

CSO Basin 34 Control Facility, Lee and Sprague

WWM-2014-11

Spending

Project Phase	Prior Spending	2020	Estimated Spending							Total
			2021	2022	2023	2024	2025	2026	6 Year Total	
Construction	\$10,668,128	\$1,390,521	\$0	\$250,000	\$0	\$0	\$0	\$0	\$250,000	\$12,308,649
Design	\$690,000	\$0	\$0	\$0	\$0	\$0	\$0	\$0	\$0	\$690,000
Total	\$11,358,128	\$1,390,521	\$0	\$250,000	\$0	\$0	\$0	\$0	\$250,000	\$12,998,649

Funding

Funding Name	Source	Status*	Prior Funding	2020	Estimated Funding							Total
					2021	2022	2023	2024	2025	2026	6 Year Total	
Loan-CWSRF	Federal	Funded	\$686,490	\$0	\$0	\$0	\$0	\$0	\$0	\$0	\$0	\$686,490
Revenue Bond	Local	Funded	\$3,842,653	\$0	\$0	\$0	\$0	\$0	\$0	\$0	\$0	\$3,842,653
Utility Rates-IC	Local	Funded	\$6,828,985	\$1,390,521	\$0	\$250,000	\$0	\$0	\$0	\$0	\$250,000	\$8,469,506
Total			\$11,358,128	\$1,390,521	\$0	\$250,000	\$0	\$0	\$0	\$0	\$250,000	\$12,998,649

- *Status definitions
- Unidentified: Funding source has not yet been determined
 - Identified: Funding source has been found, but not yet requested
 - Applied: Grant or loan application has been submitted, or budget has been requested
 - Awarded: Grant or loan has been offered but the contract has not yet been signed or budget has not yet been approved by Council
 - Encumbered: Project contract has been signed and funds have been allocated to spend on the project

Wastewater/Collections Capital

CSO Outfall Repair

WWM-2014-33

Executive Summary

Repair the existing CSO outfall pipes for CSO 2, 6, 7, 14, 15, 16, 19 20, 22, 23, 26, 38, 41, and 42.

Project Justification

Many of the City CSO outfalls to the Spokane River and Latah Creek pipes area made of corrugated steel that have begun to corrode. Other pipes may need to be lined or require other repairs. Repair of outfall pipes has not incorporated into most of the CSO storage projects to expedite construction.

This project meets the following comprehensive plan goals and/or policies:

CFU 1.3 Maintenance

Location

Other Location

CSO outfall pipes

Project Status

Active

Outfall pipes have been evaluated and prioritized. A project charter has been completed. Design has begun on the first year pipe repairs.

External Factors

The work needs to be constructed during low river times of the year.

Maintenance

Maintenance of capital facilities, buildings and infrastructure has an impact on a Department’s operating budget, and thus routine maintenance costs for new and ongoing projects are identified in the table below.

	2021	2022	2023	2024	2025	2026	Total
Expected Annual Maintenance	\$0	\$0	\$0	\$0	\$0	\$0	\$0

Maintenance Comments

Wastewater/Collections Capital

CSO Outfall Repair

WWM-2014-33

Spending

Project Phase	Prior Spending	2020	Estimated Spending							Total
			2021	2022	2023	2024	2025	2026	6 Year Total	
Construction	\$0	\$815,000	\$0	\$368,000	\$264,000	\$0	\$2,053,000	\$222,000	\$2,907,000	\$3,722,000
Design	\$68,616	\$82,000	\$0	\$37,000	\$26,000	\$0	\$205,000	\$22,000	\$290,000	\$440,616
Total	\$68,616	\$897,000	\$0	\$405,000	\$290,000	\$0	\$2,258,000	\$244,000	\$3,197,000	\$4,162,616

Funding

Funding Name	Source	Status*	Prior Funding	2020	Estimated Funding							Total
					2021	2022	2023	2024	2025	2026	6 Year Total	
Revenue Bond	Local	Funded	\$11,724	\$0	\$0	\$0	\$0	\$0	\$0	\$0	\$0	\$11,724
Utility Rates-IC	Local	Funded	\$56,892	\$897,000	\$0	\$405,000	\$290,000	\$0	\$2,258,000	\$244,000	\$3,197,000	\$4,150,892
Total			\$68,616	\$897,000	\$0	\$405,000	\$290,000	\$0	\$2,258,000	\$244,000	\$3,197,000	\$4,162,616

*Status definitions

- Unidentified: Funding source has not yet been determined
- Identified: Funding source has been found, but not yet requested
- Applied: Grant or loan application has been submitted, or budget has been requested
- Awarded: Grant or loan has been offered but the contract has not yet been signed or budget has not yet been approved by Council
- Encumbered: Project contract has been signed and funds have been allocated to spend on the project

Wastewater/Collections Capital

Desmet Avenue and Superior Street Sewer Re-route

WWM-2019-42

Executive Summary

700 feet of 10-inch pipe to be replaced due to settlement and material deterioration by reduction of cement paste by the generation of significant levels of hydrogen sulfide gas and the end product of sulfuric acid. Design and construction will begin and be completed in 2020.

Project Justification

This project is necessary because continued deterioration of the pipe will result in collapse and failure including potential overflow of sewage into the Spokane river.

This project meets the following comprehensive plan goals and/or policies:

CFU 1.3 Maintenance: The project repairs existing assets.

Location

Other Location

Adjacent to Mission Park and Witter Aquatic Center along the Centennial Trail including a railroad undercrossing.

Project Status

Active

Design completed in 2021 construction to be completed in 2022.

External Factors

None known.

Maintenance

Maintenance of capital facilities, buildings and infrastructure has an impact on a Department’s operating budget, and thus routine maintenance costs for new and ongoing projects are identified in the table below.

	2021	2022	2023	2024	2025	2026	Total
Expected Annual Maintenance	\$0	\$0	\$0	\$0	\$0	\$0	\$0

Maintenance Comments

Wastewater/Collections Capital

Desmet Avenue and Superior Street Sewer Re-route

WWM-2019-42

Spending

Project Phase	Prior Spending	2020	Estimated Spending							Total
			2021	2022	2023	2024	2025	2026	6 Year Total	
Construction	\$0	\$0	\$0	\$2,000,000	\$0	\$0	\$0	\$0	\$2,000,000	\$2,000,000
Design	\$0	\$5,000	\$200,000	\$0	\$0	\$0	\$0	\$0	\$200,000	\$205,000
Total	\$0	\$5,000	\$200,000	\$2,000,000	\$0	\$0	\$0	\$0	\$2,200,000	\$2,205,000

Funding

Funding Name	Source	Status*	Prior Funding	2020	Estimated Funding							Total
					2021	2022	2023	2024	2025	2026	6 Year Total	
Utility Rates-IC	Local	Funded	\$0	\$5,000	\$200,000	\$2,000,000	\$0	\$0	\$0	\$0	\$2,200,000	\$2,205,000
Total			\$0	\$5,000	\$200,000	\$2,000,000	\$0	\$0	\$0	\$0	\$2,200,000	\$2,205,000

*Status definitions

- Unidentified: Funding source has not yet been determined
- Identified: Funding source has been found, but not yet requested
- Applied: Grant or loan application has been submitted, or budget has been requested
- Awarded: Grant or loan has been offered but the contract has not yet been signed or budget has not yet been approved by Council
- Encumbered: Project contract has been signed and funds have been allocated to spend on the project

Wastewater/Collections Capital

Fort George Wright Sewer Upgrades

WWM-2019-25

Executive Summary

The 8-inch sewer in Fort George Wright and siphon under Spokane River will be upgraded with the streets project. Planning will begin in 2020. Construction is scheduled to begin in 2025.

Project Justification

The existing 8-inch siphon under the Spokane River is near its capacity. Upgrades to the siphon along with the lift stations have occurred as new developments were constructed in the area over the past 15 years. During the planning phase, a comprehensive analysis of the sewer system in the area will be completed to determine the most cost effective alternative to provide sewer service for growth along Ft. George Wright and may include a new lift station, river crossing (either bridge or boring), and connecting piping.

This project meets the following comprehensive plan goals and/or policies:

CFU 1.2 Operational Efficiency. Operational efficiency will be improved by reducing required maintenance. CFU 2.1 Available Public Facilities. Provide infrastructure at time of development. CFU 3.2 Utility Installation. Constructed with a street project.

Location

Other Location

The project is along Fort George Wright Drive between Government Way and the Spokane River.

Project Status

Active

The project is currently in the planning stages.

External Factors

Construction of the street project.

Maintenance

Maintenance of capital facilities, buildings and infrastructure has an impact on a Department's operating budget, and thus routine maintenance costs for new and ongoing projects are identified in the table below.

	2021	2022	2023	2024	2025	2026	Total
Expected Annual Maintenance	\$0	\$0	\$0	\$0	\$0	\$0	\$0

Maintenance Comments

Wastewater/Collections Capital

Fort George Wright Sewer Upgrades

WWM-2019-25

Spending

Project Phase	Prior Spending	2020	Estimated Spending							Total
			2021	2022	2023	2024	2025	2026	6 Year Total	
Construction	\$0	\$0	\$0	\$0	\$0	\$0	\$5,000,000	\$5,000,000	\$10,000,000	\$10,000,000
Design	\$0	\$0	\$0	\$0	\$320,000	\$500,000	\$0	\$0	\$820,000	\$820,000
Planning	\$0	\$10,000	\$90,000	\$0	\$0	\$0	\$0	\$0	\$90,000	\$100,000
Total	\$0	\$10,000	\$90,000	\$0	\$320,000	\$500,000	\$5,000,000	\$5,000,000	\$10,910,000	\$10,920,000

Funding

Funding Name	Source	Status*	Prior Funding	2020	Estimated Funding							Total
					2021	2022	2023	2024	2025	2026	6 Year Total	
Utility Rates-IC	Local	Funded	\$0	\$10,000	\$90,000	\$0	\$320,000	\$500,000	\$5,000,000	\$5,000,000	\$10,910,000	\$10,920,000
Total			\$0	\$10,000	\$90,000	\$0	\$320,000	\$500,000	\$5,000,000	\$5,000,000	\$10,910,000	\$10,920,000

- *Status definitions
- Unidentified: Funding source has not yet been determined
 - Identified: Funding source has been found, but not yet requested
 - Applied: Grant or loan application has been submitted, or budget has been requested
 - Awarded: Grant or loan has been offered but the contract has not yet been signed or budget has not yet been approved by Council
 - Encumbered: Project contract has been signed and funds have been allocated to spend on the project

Wastewater/Collections Capital**Geiger Road from Medical Lake to Grove Road Sewer**

WWM-2019-27

Executive Summary

This project will install approximately 2,400 feet of 10-inch sewer line to serve parcels on and adjacent to Geiger Boulevard. Phase I construction began in 2019. Phase II design will begin in 2019 and Phase II construction will begin in 2020.

Project Justification

There are several parcels on or adjacent to Geiger Boulevard that currently don't have public sewer service. This sewer extension will provide those parcels with access to the public sewer and give flexibility for future development.

This project meets the following comprehensive plan goals and/or policies:

CFU 3.2 Utility Installation. This project will be constructed with a street project to reduce disruption and protect the infrastructure investment.

Location

Other Location

Geiger Road from Medical Lake Interchange to Grove Road Interchange

Project Status

Active

Construction began on the project in 2019. Construction will continue into 2021.

External Factors**Maintenance**

Maintenance of capital facilities, buildings and infrastructure has an impact on a Department's operating budget, and thus routine maintenance costs for new and ongoing projects are identified in the table below.

	2021	2022	2023	2024	2025	2026	Total
Expected Annual Maintenance	\$0	\$0	\$0	\$0	\$0	\$0	\$0

Maintenance Comments

Wastewater/Collections Capital**Geiger Road from Medical Lake to Grove Road Sewer**

WWM-2019-27

Spending

Project Phase	Prior Spending	2020	Estimated Spending							Total
			2021	2022	2023	2024	2025	2026	6 Year Total	
Construction	\$198,700	\$494,383	\$80,000	\$0	\$0	\$0	\$0	\$0	\$80,000	\$773,083
Design	\$19,869	\$0	\$0	\$0	\$0	\$0	\$0	\$0	\$0	\$19,869
Total	\$218,569	\$494,383	\$80,000	\$0	\$0	\$0	\$0	\$0	\$80,000	\$792,952

Funding

Funding Name	Source	Status*	Prior Funding	2020	Estimated Funding							Total
					2021	2022	2023	2024	2025	2026	6 Year Total	
Grant-BUILD	Federal	Funded	\$189,062	\$416,841	\$80,000	\$0	\$0	\$0	\$0	\$0	\$80,000	\$685,903
Utility Rates-IC	Local	Funded	\$29,507	\$77,542	\$0	\$0	\$0	\$0	\$0	\$0	\$0	\$107,049
Total			\$218,569	\$494,383	\$80,000	\$0	\$0	\$0	\$0	\$0	\$80,000	\$792,952

***Status definitions**

- Unidentified: Funding source has not yet been determined
- Identified: Funding source has been found, but not yet requested
- Applied: Grant or loan application has been submitted, or budget has been requested
- Awarded: Grant or loan has been offered but the contract has not yet been signed or budget has not yet been approved by Council
- Encumbered: Project contract has been signed and funds have been allocated to spend on the project

Wastewater/Collections Capital

Havana Street, Broadway to Sprague Avenue Sewer Upgrades

WWM-2018-52

Executive Summary

As part of the street reconstruction project, the existing 8-inch sewer pipe in will be replaced.

Project Justification

The existing 8-inch clay sewer pipe in Havana will probably need to be reconstructed because of its proximity to the water main when the water main is replaced.

This project meets the following comprehensive plan goals and/or policies:

CFU 3.2 Utility Installation should be coordination with public street projects.

Location

Other Location

Havana Street, Broadway to Sprague Avenue

Project Status

Active

Planning stages. Design 2026.

External Factors

Schedule of the street reconstruction project will determine when this work is done.

Maintenance

Maintenance of capital facilities, buildings and infrastructure has an impact on a Department's operating budget, and thus routine maintenance costs for new and ongoing projects are identified in the table below.

	2021	2022	2023	2024	2025	2026	Total
Expected Annual Maintenance	\$0	\$0	\$0	\$0	\$0	\$0	\$0

Maintenance Comments

Wastewater/Collections Capital

Havana Street, Broadway to Sprague Avenue Sewer Upgrades

WWM-2018-52

Spending

Project Phase	Prior Spending	2020	Estimated Spending							Total
			2021	2022	2023	2024	2025	2026	6 Year Total	
Construction	\$0	\$0	\$0	\$0	\$0	\$0	\$0	\$0	\$0	\$0
Design	\$0	\$0	\$0	\$0	\$0	\$0	\$20,000	\$40,000	\$60,000	\$60,000
Total	\$0	\$0	\$0	\$0	\$0	\$0	\$20,000	\$40,000	\$60,000	\$60,000

Funding

Funding Name	Source	Status*	Prior Funding	2020	Estimated Funding							Total
					2021	2022	2023	2024	2025	2026	6 Year Total	
Utility Rates-IC	Local	Funded	\$0	\$0	\$0	\$0	\$0	\$0	\$20,000	\$40,000	\$60,000	\$60,000
Total			\$0	\$0	\$0	\$0	\$0	\$0	\$20,000	\$40,000	\$60,000	\$60,000

*Status definitions

- Unidentified: Funding source has not yet been determined
- Identified: Funding source has been found, but not yet requested
- Applied: Grant or loan application has been submitted, or budget has been requested
- Awarded: Grant or loan has been offered but the contract has not yet been signed or budget has not yet been approved by Council
- Encumbered: Project contract has been signed and funds have been allocated to spend on the project

Wastewater/Collections Capital

Mallon Avenue, Monroe to Howard St, Sewer Replacement

WWM-2018-54

Executive Summary

As part of the street reconstruction project, the 10-inch sewer pipe and brick manholes will be replaced.

Project Justification

The clay sewer lines in Mallon Avenue were installed in 1917. This sewer need to be replaced or improved using Cured in Place Pipe (CIPP). Brick manholes in this section of Mallon Avenue will probably not survive construction and need to be replaced. Analysis during the planning phase will determine the sewer needs for growth and the most cost effective alternative for construction.

This project meets the following comprehensive plan goals and/or policies:

CFU 1.3 Maintenance. This project will rehabilitate an existing capital facility. CFU 2.1 Available Public Facilities. Construction of this project will provide adequate infrastructure at the time of development.

Location

Other Location

Mallon Avenue, Monroe to Howard St

Project Status

Active

Planning stages.

External Factors

Schedule of the street reconstruction project will determine when this work is done.

Maintenance

Maintenance of capital facilities, buildings and infrastructure has an impact on a Department’s operating budget, and thus routine maintenance costs for new and ongoing projects are identified in the table below.

	2021	2022	2023	2024	2025	2026	Total
Expected Annual Maintenance	\$0	\$0	\$0	\$0	\$0	\$0	\$0

Maintenance Comments

Wastewater/Collections Capital**Mallon Avenue, Monroe to Howard St, Sewer Replacement**

WWM-2018-54

Spending

Project Phase	Prior Spending	2020	Estimated Spending							Total
			2021	2022	2023	2024	2025	2026	6 Year Total	
Construction	\$0	\$0	\$0	\$0	\$0	\$0	\$0	\$330,000	\$330,000	\$330,000
Design	\$0	\$0	\$0	\$0	\$0	\$20,000	\$20,000	\$0	\$40,000	\$40,000
Planning	\$0	\$0	\$0	\$0	\$5,000	\$0	\$0	\$0	\$5,000	\$5,000
Total	\$0	\$0	\$0	\$0	\$5,000	\$20,000	\$20,000	\$330,000	\$375,000	\$375,000

Funding

Funding Name	Source	Status*	Prior Funding	2020	Estimated Funding							Total
					2021	2022	2023	2024	2025	2026	6 Year Total	
Utility Rates-IC	Local	Funded	\$0	\$0	\$0	\$0	\$5,000	\$20,000	\$20,000	\$330,000	\$375,000	\$375,000
Total			\$0	\$0	\$0	\$0	\$5,000	\$20,000	\$20,000	\$330,000	\$375,000	\$375,000

***Status definitions**

- Unidentified: Funding source has not yet been determined
- Identified: Funding source has been found, but not yet requested
- Applied: Grant or loan application has been submitted, or budget has been requested
- Awarded: Grant or loan has been offered but the contract has not yet been signed or budget has not yet been approved by Council
- Encumbered: Project contract has been signed and funds have been allocated to spend on the project

Wastewater/Collections Capital

Marion Hay Intertie-Holland St and Everett Ave

WWM-2012-277

Executive Summary

This project will construct a gravity sewer pipe from North Pointe lift station to Spokane County's Marion Hay Lift Station.

Project Justification

The force main from the North Pointe Lift Station produces a large amount of hydrogen sulfide gas when it connects to the sewer system near Nevada St and Lyons Ave. The gas is corrosive and is causing both safety concerns and pipe corrosion. A gravity pipe to Spokane County's Marion Hay Lift Station will eliminate the North Pointe Lift Station. An alternative analysis is being conducted to determine if this is the most cost effective solution based on life cycle costs.

This project meets the following comprehensive plan goals and/or policies:

CFU 1 adequate public facilities CFU 3 Coordination CFU 5 Environmental Concerns NE 1 Water Quality

Location

Other Location

Holland Ave from North Pointe to Normandie; Everett Ave. from Belt to Everett

Project Status

Active

This project is being evaluated to determine if a more cost effective solution is possible. The start of this project is pending an agreement with and the completion of other projects by Spokane County. Project scope and estimate is being developed.

External Factors

Completion of the Broad Avenue cross over and the Broad Avenue and Assembly connection point are necessary for construction of this project.

Maintenance

Maintenance of capital facilities, buildings and infrastructure has an impact on a Department's operating budget, and thus routine maintenance costs for new and ongoing projects are identified in the table below.

	2021	2022	2023	2024	2025	2026	Total
Expected Annual Maintenance	\$0	\$0	\$0	\$0	\$0	\$0	\$0

Maintenance Comments

Wastewater/Collections Capital

Marion Hay Intertie-Holland St and Everett Ave

WWM-2012-277

Spending

Project Phase	Prior Spending	2020	Estimated Spending							Total
			2021	2022	2023	2024	2025	2026	6 Year Total	
Construction	\$0	\$0	\$0	\$5,654,000	\$0	\$0	\$0	\$0	\$5,654,000	\$5,654,000
Design	\$50,264	\$0	\$600,000	\$0	\$0	\$0	\$0	\$0	\$600,000	\$650,264
Total	\$50,264	\$0	\$600,000	\$5,654,000	\$0	\$0	\$0	\$0	\$6,254,000	\$6,304,264

Funding

Funding Name	Source	Status*	Prior Funding	2020	Estimated Funding							Total
					2021	2022	2023	2024	2025	2026	6 Year Total	
Utility Rates-IC	Local	Funded	\$50,264	\$0	\$600,000	\$5,654,000	\$0	\$0	\$0	\$0	\$6,254,000	\$6,304,264
Total			\$50,264	\$0	\$600,000	\$5,654,000	\$0	\$0	\$0	\$0	\$6,254,000	\$6,304,264

*Status definitions

- Unidentified: Funding source has not yet been determined
- Identified: Funding source has been found, but not yet requested
- Applied: Grant or loan application has been submitted, or budget has been requested
- Awarded: Grant or loan has been offered but the contract has not yet been signed or budget has not yet been approved by Council
- Encumbered: Project contract has been signed and funds have been allocated to spend on the project

Wastewater/Collections Capital

Northeast Lift Station Forcemain

WWM-2020-40

Executive Summary

The project constructs 3,300 feet of 8-inch forcemain from the intersection of Myrtle/Rowan to the Northeast lift station. The existing forcemain is too large. This project will provide a more appropriately sized pipe to more efficiently move sewage from the lift station.

Project Justification

This project is necessary because it reduces stagnant sewage in the system. This reduces Hydrogen sulfide in the forcemain which is a health risk.

This project meets the following comprehensive plan goals and/or policies:

CFU 1 Adequate Public Facilities and Services

Location

Other Location

The pipe alignment will run from Rowan/Myrtle, north to Myrtle/Central, east to Haven/Central, then north to the NE Lift Station at Dalke.

Project Status

Active

Design is scheduled for 2023. Construction 2024. I moved this project 1 year out from original schedule, by extending the new infrastructure will be damaged further by H2S. I would not extend out further than 1 year.

External Factors

I moved this project 1 year out from original schedule, by extending the new infrastructure will be damaged further by H2S. I would not extend out further than 1 year.

Maintenance

Maintenance of capital facilities, buildings and infrastructure has an impact on a Department’s operating budget, and thus routine maintenance costs for new and ongoing projects are identified in the table below.

	2021	2022	2023	2024	2025	2026	Total
Expected Annual Maintenance	\$0	\$0	\$0	\$0	\$0	\$0	\$0

Maintenance Comments

I moved this project 1 year out from original schedule, by extending the new infrastructure will be damaged further by H2S. I would not extend out further than 1 year.

Wastewater/Collections Capital

Northeast Lift Station Forcemain

WWM-2020-40

Spending

Project Phase	Prior Spending	2020	Estimated Spending							Total
			2021	2022	2023	2024	2025	2026	6 Year Total	
Construction	\$0	\$0	\$0	\$0	\$0	\$0	\$800,000	\$0	\$800,000	\$800,000
Design	\$0	\$0	\$0	\$0	\$0	\$80,000	\$0	\$0	\$80,000	\$80,000
Total	\$0	\$0	\$0	\$0	\$0	\$80,000	\$800,000	\$0	\$880,000	\$880,000

Funding

Funding Name	Source	Status*	Prior Funding	2020	Estimated Funding							Total
					2021	2022	2023	2024	2025	2026	6 Year Total	
Utility Rates-IC	Local	Funded	\$0	\$0	\$0	\$0	\$0	\$80,000	\$800,000	\$0	\$880,000	\$880,000
Total			\$0	\$0	\$0	\$0	\$0	\$80,000	\$800,000	\$0	\$880,000	\$880,000

*Status definitions

- Unidentified: Funding source has not yet been determined
- Identified: Funding source has been found, but not yet requested
- Applied: Grant or loan application has been submitted, or budget has been requested
- Awarded: Grant or loan has been offered but the contract has not yet been signed or budget has not yet been approved by Council
- Encumbered: Project contract has been signed and funds have been allocated to spend on the project

Wastewater/Collections Capital

NSC - 3rd Ave Sewer Reroute

WWM-2020-17

Executive Summary

Abandon existing sewer in 3rd Ave from Regal to Madelia as needed to support NSC construction. Provide new connections as needed.

Project Justification

This project will be completed in support of the NSC Sprague Ave to Spokane River Phase II project.

This project meets the following comprehensive plan goals and/or policies:

CFU 1.2 Operational Efficiency, Require the development of capital improvement projects that either improve the city’s operational efficiency or reduce costs by increasing the capacity, use, and/or life expectancy of existing facilities.

Location

Other Location

3rd Ave from Regal to Madelia

Project Status

Active

This project is currently in the planning stages.

External Factors

Design and construction schedule of WSDOT NSC Sprague Ave to Spokane River Phase II project.

Maintenance

Maintenance of capital facilities, buildings and infrastructure has an impact on a Department’s operating budget, and thus routine maintenance costs for new and ongoing projects are identified in the table below.

	2021	2022	2023	2024	2025	2026	Total
Expected Annual Maintenance	\$0	\$0	\$0	\$0	\$0	\$0	\$0

Maintenance Comments

Wastewater/Collections Capital

NSC - 3rd Ave Sewer Reroute

WWM-2020-17

Spending

Project Phase	Prior Spending	2020	Estimated Spending							Total
			2021	2022	2023	2024	2025	2026	6 Year Total	
Construction	\$0	\$0	\$0	\$0	\$1,150,000	\$0	\$0	\$0	\$1,150,000	\$1,150,000
Design	\$0	\$0	\$0	\$100,000	\$0	\$0	\$0	\$0	\$100,000	\$100,000
Planning	\$0	\$0	\$15,000	\$0	\$0	\$0	\$0	\$0	\$15,000	\$15,000
Total	\$0	\$0	\$15,000	\$100,000	\$1,150,000	\$0	\$0	\$0	\$1,265,000	\$1,265,000

Funding

Funding Name	Source	Status*	Prior Funding	2020	Estimated Funding							Total
					2021	2022	2023	2024	2025	2026	6 Year Total	
Grant WSDOT	State	Funded	\$0	\$0	\$15,000	\$100,000	\$1,150,000	\$0	\$0	\$0	\$1,265,000	\$1,265,000
Total			\$0	\$0	\$15,000	\$100,000	\$1,150,000	\$0	\$0	\$0	\$1,265,000	\$1,265,000

*Status definitions

- Unidentified: Funding source has not yet been determined
- Identified: Funding source has been found, but not yet requested
- Applied: Grant or loan application has been submitted, or budget has been requested
- Awarded: Grant or loan has been offered but the contract has not yet been signed or budget has not yet been approved by Council
- Encumbered: Project contract has been signed and funds have been allocated to spend on the project

Wastewater/Collections Capital

NSC - I-90 North Sewer Realignment

WWM-2020-16

Executive Summary

Abandon and relocate sewer as needed to support the NSC Trumpet area and 2nd Ave realignment. Realignment of 18' sewer, 66' sewer and 22' sewer.

Project Justification

This project will be completed in support of the NSC

This project meets the following comprehensive plan goals and/or policies:

CFU 1.2 Operational Efficiency, Require the development of capital improvement projects that either improve the city’s operational efficiency or reduce costs by increasing the capacity, use, and/or life expectancy of existing facilities.

Location

Other Location

Area immediately North of I-90 between Perry St and Freya St

Project Status

Active

This project is currently in the planning phase

External Factors

Design and construction schedule of WSDOT NSC Sprague Ave to Spokane River Phase II project.

Maintenance

Maintenance of capital facilities, buildings and infrastructure has an impact on a Department’s operating budget, and thus routine maintenance costs for new and ongoing projects are identified in the table below.

	2021	2022	2023	2024	2025	2026	Total
Expected Annual Maintenance	\$0	\$0	\$0	\$0	\$0	\$0	\$0

Maintenance Comments

Wastewater/Collections Capital

NSC - I-90 North Sewer Realignment

WWM-2020-16

Spending

Project Phase	Prior Spending	2020	Estimated Spending							Total
			2021	2022	2023	2024	2025	2026	6 Year Total	
Construction	\$0	\$0	\$0	\$0	\$6,900,000	\$0	\$0	\$0	\$6,900,000	\$6,900,000
Design	\$0	\$0	\$0	\$670,000	\$0	\$0	\$0	\$0	\$670,000	\$670,000
Planning	\$0	\$0	\$20,000	\$0	\$0	\$0	\$0	\$0	\$20,000	\$20,000
Total	\$0	\$0	\$20,000	\$670,000	\$6,900,000	\$0	\$0	\$0	\$7,590,000	\$7,590,000

Funding

Funding Name	Source	Status*	Prior Funding	2020	Estimated Funding							Total
					2021	2022	2023	2024	2025	2026	6 Year Total	
Grant WSDOT	State	Funded	\$0	\$0	\$20,000	\$670,000	\$6,900,000	\$0	\$0	\$0	\$7,590,000	\$7,590,000
Total			\$0	\$0	\$20,000	\$670,000	\$6,900,000	\$0	\$0	\$0	\$7,590,000	\$7,590,000

*Status definitions

- Unidentified: Funding source has not yet been determined
- Identified: Funding source has been found, but not yet requested
- Applied: Grant or loan application has been submitted, or budget has been requested
- Awarded: Grant or loan has been offered but the contract has not yet been signed or budget has not yet been approved by Council
- Encumbered: Project contract has been signed and funds have been allocated to spend on the project

Wastewater/Collections Capital

NSC - Ralph Street Sewer

WWM-2015-58

Executive Summary

The sewer line in Jackson Avenue (Greene St. to Ralph St.) will be rerouted in Ralph Street to the sewer trunk line in Upriver Driver.

Project Justification

The existing sewer pipeline in Jackson Avenue will be in conflict with the future NSC Freeway construction.

This project meets the following comprehensive plan goals and/or policies:

CFU 1 adequate public facilities CFU 3 Coordination

Location

Other Location

Ralph Street from Jackson Ave to Upriver Drive

Project Status

Active

Preliminary planning stages. A planning level estimate has been completed. Coordination with WSDOT for North South Corridor (NSC) Freeway projects is on-going. Project 2017153

External Factors

Project needs to be completed ahead of WSDOT NSC project.

Maintenance

Maintenance of capital facilities, buildings and infrastructure has an impact on a Department’s operating budget, and thus routine maintenance costs for new and ongoing projects are identified in the table below.

	2021	2022	2023	2024	2025	2026	Total
Expected Annual Maintenance	\$0	\$0	\$0	\$0	\$0	\$0	\$0

Maintenance Comments

Wastewater/Collections Capital

NSC - Ralph Street Sewer

WWM-2015-58

Spending

Project Phase	Prior Spending	2020	Estimated Spending							Total
			2021	2022	2023	2024	2025	2026	6 Year Total	
Construction	\$0	\$585,000	\$10,000	\$0	\$0	\$0	\$0	\$0	\$10,000	\$595,000
Design	\$1,293	\$20,000	\$0	\$0	\$0	\$0	\$0	\$0	\$0	\$21,293
Total	\$1,293	\$605,000	\$10,000	\$0	\$0	\$0	\$0	\$0	\$10,000	\$616,293

Funding

Funding Name	Source	Status*	Prior Funding	2020	Estimated Funding							Total
					2021	2022	2023	2024	2025	2026	6 Year Total	
Grant WSDOT	State	Funded	\$1,293	\$605,000	\$10,000	\$0	\$0	\$0	\$0	\$0	\$10,000	\$616,293
Total			\$1,293	\$605,000	\$10,000	\$0	\$0	\$0	\$0	\$0	\$10,000	\$616,293

*Status definitions

- Unidentified: Funding source has not yet been determined
- Identified: Funding source has been found, but not yet requested
- Applied: Grant or loan application has been submitted, or budget has been requested
- Awarded: Grant or loan has been offered but the contract has not yet been signed or budget has not yet been approved by Council
- Encumbered: Project contract has been signed and funds have been allocated to spend on the project

Wastewater/Collections Capital

NSC - Rowan Force Main, Myrtle to Haven St

WWM-2015-59

Executive Summary

A new force main will be constructed under the future North Spokane Corridor (NSC) Freeway and BNSF Railroad property. Two parallel 14-inch force mains will be installed in carrier pipe.

Project Justification

The existing force main is located where the planned NSC Freeway Wellesley Interchange on- and off-ramps. In addition, the existing gravity sewer is damaged from hydrogen sulfide and a temporary reroute was constructed in 2016. The new pipe will be relocated to accommodate the NSC Freeway and sized for future growth in 'The Yard' planning area.

This project meets the following comprehensive plan goals and/or policies:

CFU 1 adequate public facilities CFU 3 Coordination

Location

Other Location

Hillyard area: Rowan Ave, Haven Street to Myrtle Street

Project Status

Active

Project in design. Construction late 2019 and early 2020. Project 2017141

External Factors

The pipe route crosses the proposed NSC alignment at a point that will provide for future maintenance requirements.

Maintenance

Maintenance of capital facilities, buildings and infrastructure has an impact on a Department’s operating budget, and thus routine maintenance costs for new and ongoing projects are identified in the table below.

	2021	2022	2023	2024	2025	2026	Total
Expected Annual Maintenance	\$0	\$0	\$0	\$0	\$0	\$0	\$0

Maintenance Comments

Wastewater/Collections Capital

NSC - Rowan Force Main, Myrtle to Haven St

WWM-2015-59

Spending

Project Phase	Prior Spending	2020	Estimated Spending							Total
			2021	2022	2023	2024	2025	2026	6 Year Total	
Construction	\$0	\$2,000,000	\$5,000	\$0	\$0	\$0	\$0	\$0	\$5,000	\$2,005,000
Design	\$46,739	\$10,000	\$0	\$0	\$0	\$0	\$0	\$0	\$0	\$56,739
Total	\$46,739	\$2,010,000	\$5,000	\$0	\$0	\$0	\$0	\$0	\$5,000	\$2,061,739

Funding

Funding Name	Source	Status*	Prior Funding	2020	Estimated Funding							Total
					2021	2022	2023	2024	2025	2026	6 Year Total	
Grant WSDOT	State	Funded	\$46,739	\$2,010,000	\$5,000	\$0	\$0	\$0	\$0	\$0	\$5,000	\$2,061,739
Total			\$46,739	\$2,010,000	\$5,000	\$0	\$0	\$0	\$0	\$0	\$5,000	\$2,061,739

*Status definitions

- Unidentified: Funding source has not yet been determined
- Identified: Funding source has been found, but not yet requested
- Applied: Grant or loan application has been submitted, or budget has been requested
- Awarded: Grant or loan has been offered but the contract has not yet been signed or budget has not yet been approved by Council
- Encumbered: Project contract has been signed and funds have been allocated to spend on the project

Wastewater/Collections Capital

NSC - Trent Interchange Water, Storm and Sewer Reroute

WWM-2020-9

Executive Summary

Reroute utilities currently in Trent Ave around new NSC Trent Interchange, possibly to include reroutes at Trent/Freya Intersection. The project includes City funds for betterments.

Project Justification

This project will be completed in support of the NSC

This project meets the following comprehensive plan goals and/or policies:

CFU 1.2 Operational Efficiency, Require the development of capital improvement projects that either improve the city’s operational efficiency or reduce costs by increasing the capacity, use, and/or life expectancy of existing facilities.

Location

Other Location

Trent Ave from Ralph to Freya

Project Status

Active

This project is currently in the planning stages.

External Factors

Design and construction schedule of WSDOT NSC Sprague Ave to Spokane River Phase II project.

Maintenance

Maintenance of capital facilities, buildings and infrastructure has an impact on a Department’s operating budget, and thus routine maintenance costs for new and ongoing projects are identified in the table below.

	2021	2022	2023	2024	2025	2026	Total
Expected Annual Maintenance	\$0	\$0	\$0	\$0	\$0	\$0	\$0

Maintenance Comments

Wastewater/Collections Capital

NSC - Trent Interchange Water, Storm and Sewer Reroute

WWM-2020-9

Spending

Project Phase	Prior Spending	2020	Estimated Spending							Total
			2021	2022	2023	2024	2025	2026	6 Year Total	
Construction	\$0	\$0	\$0	\$1,000,000	\$0	\$0	\$0	\$0	\$1,000,000	\$1,000,000
Design	\$0	\$0	\$115,000	\$0	\$0	\$0	\$0	\$0	\$115,000	\$115,000
Planning	\$0	\$0	\$10,000	\$0	\$0	\$0	\$0	\$0	\$10,000	\$10,000
Total	\$0	\$0	\$125,000	\$1,000,000	\$0	\$0	\$0	\$0	\$1,125,000	\$1,125,000

Funding

Funding Name	Source	Status*	Prior Funding	2020	Estimated Funding							Total
					2021	2022	2023	2024	2025	2026	6 Year Total	
Grant WSDOT	State	Funded	\$0	\$0	\$100,000	\$700,000	\$0	\$0	\$0	\$0	\$800,000	\$800,000
Utility Rates-IC	Local	Funded	\$0	\$0	\$25,000	\$300,000	\$0	\$0	\$0	\$0	\$325,000	\$325,000
Total			\$0	\$0	\$125,000	\$1,000,000	\$0	\$0	\$0	\$0	\$1,125,000	\$1,125,000

- *Status definitions
- Unidentified: Funding source has not yet been determined
 - Identified: Funding source has been found, but not yet requested
 - Applied: Grant or loan application has been submitted, or budget has been requested
 - Awarded: Grant or loan has been offered but the contract has not yet been signed or budget has not yet been approved by Council
 - Encumbered: Project contract has been signed and funds have been allocated to spend on the project

Wastewater/Collections Capital**NSC Planning - Sprague Avenue to Spokane River**

WWM-2019-46

Executive Summary

Utility planning for relocation, protection or upgrade of wastewater utility facilities near the planned North Spokane Corridor. This planning work began in 2019 and will continue through 2022.

Project Justification

To relocate or protect wastewater facilities due to conflicts with planned North Spokane Corridor construction.

This project meets the following comprehensive plan goals and/or policies:

CFU 1 - Adequate Public Facilities and Services CFU 3 - Coordination

Location

Other Location

Spokane River to Sprague Avenue; Freya Street to Haven Street

Project Status

Active

Planning to start 2019. Ongoing coordination with WSDOT for North Spokane Corridor (NSC). Project 2018165.

External Factors**Maintenance**

Maintenance of capital facilities, buildings and infrastructure has an impact on a Department's operating budget, and thus routine maintenance costs for new and ongoing projects are identified in the table below.

	2021	2022	2023	2024	2025	2026	Total
Expected Annual Maintenance	\$0	\$0	\$0	\$0	\$0	\$0	\$0

Maintenance Comments

Wastewater/Collections Capital

NSC Planning - Sprague Avenue to Spokane River

WWM-2019-46

Spending

Project Phase	Prior Spending	2020	Estimated Spending							Total
			2021	2022	2023	2024	2025	2026	6 Year Total	
Planning	\$0	\$5,000	\$5,000	\$2,000	\$0	\$0	\$0	\$0	\$7,000	\$12,000
Total	\$0	\$5,000	\$5,000	\$2,000	\$0	\$0	\$0	\$0	\$7,000	\$12,000

Funding

Funding Name	Source	Status*	Prior Funding	2020	Estimated Funding							Total
					2021	2022	2023	2024	2025	2026	6 Year Total	
Grant WSDOT	State	Funded	\$0	\$5,000	\$5,000	\$2,000	\$0	\$0	\$0	\$0	\$7,000	\$12,000
Total			\$0	\$5,000	\$5,000	\$2,000	\$0	\$0	\$0	\$0	\$7,000	\$12,000

- *Status definitions
- Unidentified: Funding source has not yet been determined
 - Identified: Funding source has been found, but not yet requested
 - Applied: Grant or loan application has been submitted, or budget has been requested
 - Awarded: Grant or loan has been offered but the contract has not yet been signed or budget has not yet been approved by Council
 - Encumbered: Project contract has been signed and funds have been allocated to spend on the project

Wastewater/Collections Capital**NSC Planning from Interstate 90 to Sprague Avenue**

WWM-2019-29

Executive Summary

Utility planning for relocation, protection or upgrade of wastewater utility facilities impacted by the planned North Spokane Corridor (NSC). This planning work began in 2019 and will continue through 2022.

Project Justification

To relocate or protect wastewater facilities due to conflicts with planned North Spokane Corridor construction.

This project meets the following comprehensive plan goals and/or policies:

CFU 1 - Adequate Public Facilities and Services; CFU 3 - Coordination

Location

Other Location

Sprague Avenue to 4th Avenue and Perry Street to Havana Street.

Project Status

Active

Planning to start 2019. Ongoing coordination with WSDOT for North Spokane Corridor (NSC). Project 2018164.

External Factors

Construction schedule and sequencing of the North Spokane Corridor.

Maintenance

Maintenance of capital facilities, buildings and infrastructure has an impact on a Department's operating budget, and thus routine maintenance costs for new and ongoing projects are identified in the table below.

	2021	2022	2023	2024	2025	2026	Total
Expected Annual Maintenance	\$0	\$0	\$0	\$0	\$0	\$0	\$0

Maintenance Comments

Wastewater/Collections Capital

NSC Planning from Interstate 90 to Sprague Avenue

WWM-2019-29

Spending

Project Phase	Prior Spending	2020	Estimated Spending							Total
			2021	2022	2023	2024	2025	2026	6 Year Total	
Planning	\$0	\$16,000	\$10,000	\$5,000	\$0	\$0	\$0	\$0	\$15,000	\$31,000
Total	\$0	\$16,000	\$10,000	\$5,000	\$0	\$0	\$0	\$0	\$15,000	\$31,000

Funding

Funding Name	Source	Status*	Prior Funding	2020	Estimated Funding							Total
					2021	2022	2023	2024	2025	2026	6 Year Total	
Grant WSDOT	State	Funded	\$0	\$16,000	\$10,000	\$5,000	\$0	\$0	\$0	\$0	\$15,000	\$31,000
Total			\$0	\$16,000	\$10,000	\$5,000	\$0	\$0	\$0	\$0	\$15,000	\$31,000

- *Status definitions
- Unidentified: Funding source has not yet been determined
 - Identified: Funding source has been found, but not yet requested
 - Applied: Grant or loan application has been submitted, or budget has been requested
 - Awarded: Grant or loan has been offered but the contract has not yet been signed or budget has not yet been approved by Council
 - Encumbered: Project contract has been signed and funds have been allocated to spend on the project

Wastewater/Collections Capital**Post Street Bridge Rehabilitation**

WWM-2013-138

Executive Summary

The old 54-inch steel sewer interceptor will be replaced with 450 feet of 60-inch ductile iron pipe within the Post Street Bridge. Sewer must continue to flow during construction. This project will also repair and rehabilitate the space on either side of the bridge utilized during construction.

Project Justification

The Post Street Bridge, located immediately north of City Hall, carries a 54-inch sewer interceptor that transports sewage from the south side of the river to the north side. The bridge needs a significant rehabilitation. Construction of a new bridge will include the replacement of the 54-inch steel pipe with 60-inch between the river banks. The existing pipe during will be in continuous service during construction.

This project meets the following comprehensive plan goals and/or policies:

CFU 1: Adequate public facilities. The project maintains a critical artery in the City's sewer system. CFU 3: Coordination. The project is integrated with other City infrastructure needs.

Location

Other Location

Post Street Bridge

Project Status

Active

Construction of the bridge will begin in the spring of 2020.

External Factors

This project is dependant on the reconstruction of the Post Street Bridge. If the bridge project is delayed or accelerated this project would have to follow suit.

Maintenance

Maintenance of capital facilities, buildings and infrastructure has an impact on a Department's operating budget, and thus routine maintenance costs for new and ongoing projects are identified in the table below.

	2021	2022	2023	2024	2025	2026	Total
Expected Annual Maintenance	\$0	\$0	\$0	\$0	\$0	\$0	\$0

Maintenance Comments

Wastewater/Collections Capital

Post Street Bridge Rehabilitation

WWM-2013-138

Spending

Project Phase	Prior Spending	2020	Estimated Spending							Total
			2021	2022	2023	2024	2025	2026	6 Year Total	
Construction	\$0	\$12,144,488	\$1,651,514	\$174,000	\$0	\$0	\$0	\$0	\$1,825,514	\$13,970,002
Design	\$1,916,195	\$0	\$0	\$0	\$0	\$0	\$0	\$0	\$0	\$1,916,195
Total	\$1,916,195	\$12,144,488	\$1,651,514	\$174,000	\$0	\$0	\$0	\$0	\$1,825,514	\$15,886,197

Funding

Funding Name	Source	Status*	Prior Funding	2020	Estimated Funding							Total
					2021	2022	2023	2024	2025	2026	6 Year Total	
Loan-CWSRF	Federal	Funded	\$0	\$3,370,001	\$1,525,001	\$160,000	\$0	\$0	\$0	\$0	\$1,685,001	\$5,055,002
Utility Rates-IC	Local	Funded	\$1,916,195	\$8,774,487	\$126,513	\$14,000	\$0	\$0	\$0	\$0	\$140,513	\$10,831,195
Total			\$1,916,195	\$12,144,488	\$1,651,514	\$174,000	\$0	\$0	\$0	\$0	\$1,825,514	\$15,886,197

- *Status definitions
- Unidentified: Funding source has not yet been determined
 - Identified: Funding source has been found, but not yet requested
 - Applied: Grant or loan application has been submitted, or budget has been requested
 - Awarded: Grant or loan has been offered but the contract has not yet been signed or budget has not yet been approved by Council
 - Encumbered: Project contract has been signed and funds have been allocated to spend on the project

Wastewater/Collections Capital**Real Time Control Program**

WWM-2016-125

Executive Summary

This project provide a master plan for a SCADA (Supervisory Control and Data Acquisition) network for real-time monitoring and active control of the CSO (Combined Sewer Overflow) facilities and the sewer collection system. The project also includes the installation fiber optic conduit and wire.

Project Justification

As the construction of Combined Sewer Overflow (CSO) facilities is nearing completion, optimum operation of these facilities has become a priority. The master plan prioritized projects to meet three competing goals: 1) Protect the main sewer interceptor that conveys sewage to the Wastewater Treatment Facility from surcharge or excessive flows. 2) Further minimize frequency and volume of Combined Sewer overflows at each CSO outfall. 3) Maximize the use of the Next Level of Treatment facility to ensure further environmental benefit to the Spokane River. The master plan recommended a control systems and a schedule of implementation. Since many of the CSO Facilities have not been operating for one year or more, it is uncertain what control will be necessary in the short-term, but the master plan provided recommendations through monitoring to determine when Real Time Control could be used. The first Real Time Control system will be constructed for interconnected CSO Basin 24 and 26 facilities. The sewer collection SCADA system will be designed to meet these goals: An isolated SCADA computer system and control center, operated from one or more existing City facilities; a secure communications network, using the best industry network and cyber security practices; six or more monitoring locations along the City's main sewer interceptor; Real-Time monitoring and control at ten or more of the City's major CSO facilities; Real-Time monitoring of the City's major sewer lift stations.

This project meets the following comprehensive plan goals and/or policies:

CFU 1.2 Operational Efficiency. This project will improve the operational efficiency by reducing required maintenance.

Location

Other Location

Citywide CSO Facilities

Project Status

Active

This project is in the planning phase. A master plan study is completed. The final report was submitted to the City in 2019.

External Factors**Maintenance**

Maintenance of capital facilities, buildings and infrastructure has an impact on a Department's operating budget, and thus routine maintenance costs for new and ongoing projects are identified in the table below.

	2021	2022	2023	2024	2025	2026	Total
Expected Annual Maintenance	\$0	\$0	\$0	\$0	\$0	\$0	\$0

Maintenance Comments

Wastewater/Collections Capital
Real Time Control Program
WWM-2016-125

Spending

Project Phase	Prior Spending	2020	Estimated Spending							Total
			2021	2022	2023	2024	2025	2026	6 Year Total	
Construction	\$0	\$200,000	\$200,000	\$420,000	\$950,000	\$300,000	\$250,000	\$0	\$2,120,000	\$2,320,000
Design	\$0	\$30,000	\$30,000	\$30,000	\$0	\$0	\$0	\$0	\$60,000	\$90,000
Planning	\$157,648	\$0	\$0	\$0	\$0	\$0	\$0	\$0	\$0	\$157,648
Purchases	\$0	\$671,730	\$640,000	\$150,000	\$650,000	\$550,000	\$0	\$0	\$1,990,000	\$2,661,730
Total	\$157,648	\$901,730	\$870,000	\$600,000	\$1,600,000	\$850,000	\$250,000	\$0	\$4,170,000	\$5,229,378

Funding

Funding Name	Source	Status*	Prior Funding	2020	Estimated Funding							Total
					2021	2022	2023	2024	2025	2026	6 Year Total	
Revenue Bond	Local	Funded	\$61,340	\$0	\$0	\$0	\$0	\$0	\$0	\$0	\$0	\$61,340
Utility Rates-IC	Local	Funded	\$96,308	\$901,730	\$870,000	\$600,000	\$1,600,000	\$850,000	\$250,000	\$0	\$4,170,000	\$5,168,038
Total			\$157,648	\$901,730	\$870,000	\$600,000	\$1,600,000	\$850,000	\$250,000	\$0	\$4,170,000	\$5,229,378

*Status definitions

- Unidentified: Funding source has not yet been determined
- Identified: Funding source has been found, but not yet requested
- Applied: Grant or loan application has been submitted, or budget has been requested
- Awarded: Grant or loan has been offered but the contract has not yet been signed or budget has not yet been approved by Council
- Encumbered: Project contract has been signed and funds have been allocated to spend on the project

Wastewater/Collections Capital**Rehabilitation of CSO Facilities**

WWM-2019-7

Executive Summary

As the CSO program approaches completion, several of the earlier constructed facilities are not operating as was expected during the design process. CSO 34-3 Ray, 34-2 Underhill, and CSO 10 need rehabilitation. Design work will occur in 2020 and construction will occur in 2021 and 2022.

Project Justification

CSO 10 Buckeye & Grace needs a PLC to operate the flush gates and the CTI channel to be reshape because of low flow rates. The lid of CSO 34-3 leaks causing corrosion of the rebar. CSO 34-2 needs the CTI reshaped to increase velocity and reduce odors. These facilities require continual and on-going maintenance to operate correctly. Cost estimates will be refined as the project charter is developed.

This project meets the following comprehensive plan goals and/or policies:

CFU 1.2 Operational Efficiency. This project will improve the operational efficiency by reducing required maintenance.
CFU 1.3 Maintenance. This project will rehabilitate an existing capital facility.

Location

Other Location

CSO 10; CSO 34-2; CSO 34-3

Project Status

Active

The project is in planning stages. Design will occur in 2020 with construction in 2021 and 2022.

External Factors**Maintenance**

Maintenance of capital facilities, buildings and infrastructure has an impact on a Department's operating budget, and thus routine maintenance costs for new and ongoing projects are identified in the table below.

	2021	2022	2023	2024	2025	2026	Total
Expected Annual Maintenance	\$0	\$0	\$0	\$0	\$0	\$0	\$0

Maintenance Comments

Wastewater/Collections Capital

Rehabilitation of CSO Facilities

WWM-2019-7

Spending

Project Phase	Prior Spending	2020	Estimated Spending							Total
			2021	2022	2023	2024	2025	2026	6 Year Total	
Construction	\$0	\$0	\$1,000,000	\$1,000,000	\$0	\$0	\$0	\$0	\$2,000,000	\$2,000,000
Design	\$0	\$100,000	\$0	\$0	\$0	\$0	\$0	\$0	\$0	\$100,000
Total	\$0	\$100,000	\$1,000,000	\$1,000,000	\$0	\$0	\$0	\$0	\$2,000,000	\$2,100,000

Funding

Funding Name	Source	Status*	Prior Funding	2020	Estimated Funding							Total
					2021	2022	2023	2024	2025	2026	6 Year Total	
Utility Rates-IC	Local	Funded	\$0	\$100,000	\$1,000,000	\$1,000,000	\$0	\$0	\$0	\$0	\$2,000,000	\$2,100,000
Total			\$0	\$100,000	\$1,000,000	\$1,000,000	\$0	\$0	\$0	\$0	\$2,000,000	\$2,100,000

*Status definitions

- Unidentified: Funding source has not yet been determined
- Identified: Funding source has been found, but not yet requested
- Applied: Grant or loan application has been submitted, or budget has been requested
- Awarded: Grant or loan has been offered but the contract has not yet been signed or budget has not yet been approved by Council
- Encumbered: Project contract has been signed and funds have been allocated to spend on the project

Wastewater/Collections Capital

Riverside Ave, Monroe St to Wall St, Sewer Replacement

WWM-2018-60

Executive Summary

As part of the street reconstruction project, brick manholes and vitrified clay pipe will be replaced and/or lined.

Project Justification

Brick manholes and vitrified clay pipe in this section of Riverside Avenue will probably not survive construction and need to be replaced and/or lined.

This project meets the following comprehensive plan goals and/or policies:

CFU 1.3 Maintenance

Location

Other Location

Riverside Avenue between Monroe St and Wall St

Project Status

Active

Project is the in planning stage. Public outreach began in 2018.

External Factors

Schedule of the street reconstruction project will determine when this work is done.

Maintenance

Maintenance of capital facilities, buildings and infrastructure has an impact on a Department’s operating budget, and thus routine maintenance costs for new and ongoing projects are identified in the table below.

	2021	2022	2023	2024	2025	2026	Total
Expected Annual Maintenance	\$0	\$0	\$0	\$0	\$0	\$0	\$0

Maintenance Comments

Wastewater/Collections Capital

Riverside Ave, Monroe St to Wall St, Sewer Replacement

WWM-2018-60

Spending

Project Phase	Prior Spending	2020	Estimated Spending							Total
			2021	2022	2023	2024	2025	2026	6 Year Total	
Construction	\$0	\$0	\$0	\$0	\$0	\$0	\$500,000	\$0	\$500,000	\$500,000
Design	\$0	\$0	\$0	\$0	\$93,000	\$0	\$0	\$0	\$93,000	\$93,000
Planning	\$0	\$0	\$0	\$14,000	\$0	\$0	\$0	\$0	\$14,000	\$14,000
Total	\$0	\$0	\$0	\$14,000	\$93,000	\$0	\$500,000	\$0	\$607,000	\$607,000

Funding

Funding Name	Source	Status*	Prior Funding	2020	Estimated Funding							Total
					2021	2022	2023	2024	2025	2026	6 Year Total	
Utility Rates-IC	Local	Funded	\$0	\$0	\$0	\$14,000	\$93,000	\$0	\$500,000	\$0	\$607,000	\$607,000
Total			\$0	\$0	\$0	\$14,000	\$93,000	\$0	\$500,000	\$0	\$607,000	\$607,000

*Status definitions

- Unidentified: Funding source has not yet been determined
- Identified: Funding source has been found, but not yet requested
- Applied: Grant or loan application has been submitted, or budget has been requested
- Awarded: Grant or loan has been offered but the contract has not yet been signed or budget has not yet been approved by Council
- Encumbered: Project contract has been signed and funds have been allocated to spend on the project

Wastewater/Collections Capital**Riverside Ave, Wall to Division, Sewer Replacement**

WWM-2018-61

Executive Summary

As part of the street reconstruction project, brick manholes will be replaced.

Project Justification

Brick manholes and vitrified clay pipe in this section of Riverside Avenue will probably not survive construction and need to be replaced and/or lined.

This project meets the following comprehensive plan goals and/or policies:

CFU 1.3 Maintenance

Location

Other Location

Riverside Ave, Washington St to Division St

Project Status

Active

Project is the in planning stage. Public outreach began in 2018. Design is expected to begin in 2020.

External Factors

Schedule of the street reconstruction project will determine when this work is done.

Maintenance

Maintenance of capital facilities, buildings and infrastructure has an impact on a Department's operating budget, and thus routine maintenance costs for new and ongoing projects are identified in the table below.

	2021	2022	2023	2024	2025	2026	Total
Expected Annual Maintenance	\$0	\$0	\$0	\$0	\$0	\$0	\$0

Maintenance Comments

Wastewater/Collections Capital**Riverside Ave, Wall to Division, Sewer Replacement**

WWM-2018-61

Spending

Project Phase	Prior Spending	2020	Estimated Spending							Total
			2021	2022	2023	2024	2025	2026	6 Year Total	
Construction	\$0	\$0	\$280,000	\$0	\$0	\$0	\$0	\$0	\$280,000	\$280,000
Design	\$0	\$20,000	\$0	\$0	\$0	\$0	\$0	\$0	\$0	\$20,000
Total	\$0	\$20,000	\$280,000	\$0	\$0	\$0	\$0	\$0	\$280,000	\$300,000

Funding

Funding Name	Source	Status*	Prior Funding	2020	Estimated Funding							Total
					2021	2022	2023	2024	2025	2026	6 Year Total	
Utility Rates-IC	Local	Funded	\$0	\$20,000	\$280,000	\$0	\$0	\$0	\$0	\$0	\$280,000	\$300,000
Total			\$0	\$20,000	\$280,000	\$0	\$0	\$0	\$0	\$0	\$280,000	\$300,000

***Status definitions**

- Unidentified: Funding source has not yet been determined
- Identified: Funding source has been found, but not yet requested
- Applied: Grant or loan application has been submitted, or budget has been requested
- Awarded: Grant or loan has been offered but the contract has not yet been signed or budget has not yet been approved by Council
- Encumbered: Project contract has been signed and funds have been allocated to spend on the project

Wastewater/Collections Capital

Spokane Falls Blvd, Post to Division, Sewer Replacement

WWM-2018-53

Executive Summary

As part of the street reconstruction project, brick manholes will be replaced.

Project Justification

The clay sewer lines in Spokane Falls Boulevard improved using Cured in Place Pipe (CIPP). Brick manholes in this section of this project will probably not survive construction and need to be replaced.

This project meets the following comprehensive plan goals and/or policies:

CFU 1.3 Maintenance. This project will rehabilitate an existing capital facility.

Location

Other Location

Spokane Falls Blvd, Division to Post St

Project Status

Active

Planning stages.

External Factors

Schedule of the street reconstruction project will determine when this work is done.

Maintenance

Maintenance of capital facilities, buildings and infrastructure has an impact on a Department's operating budget, and thus routine maintenance costs for new and ongoing projects are identified in the table below.

	2021	2022	2023	2024	2025	2026	Total
Expected Annual Maintenance	\$0	\$0	\$0	\$0	\$0	\$0	\$0

Maintenance Comments

Wastewater/Collections Capital

Spokane Falls Blvd, Post to Division, Sewer Replacement

WWM-2018-53

Spending

Project Phase	Prior Spending	2020	Estimated Spending							Total
			2021	2022	2023	2024	2025	2026	6 Year Total	
Construction	\$0	\$0	\$0	\$0	\$0	\$0	\$0	\$0	\$0	\$0
Design	\$0	\$0	\$0	\$0	\$0	\$0	\$0	\$15,000	\$15,000	\$15,000
Planning	\$0	\$0	\$0	\$0	\$0	\$5,000	\$0	\$0	\$5,000	\$5,000
Total	\$0	\$0	\$0	\$0	\$0	\$5,000	\$0	\$15,000	\$20,000	\$20,000

Funding

Funding Name	Source	Status*	Prior Funding	2020	Estimated Funding							Total
					2021	2022	2023	2024	2025	2026	6 Year Total	
Utility Rates-IC	Local	Funded	\$0	\$0	\$0	\$0	\$0	\$5,000	\$0	\$15,000	\$20,000	\$20,000
Total			\$0	\$0	\$0	\$0	\$0	\$5,000	\$0	\$15,000	\$20,000	\$20,000

- *Status definitions
- Unidentified: Funding source has not yet been determined
 - Identified: Funding source has been found, but not yet requested
 - Applied: Grant or loan application has been submitted, or budget has been requested
 - Awarded: Grant or loan has been offered but the contract has not yet been signed or budget has not yet been approved by Council
 - Encumbered: Project contract has been signed and funds have been allocated to spend on the project

Wastewater/Collections Capital

Sprague Avenue, Bernard to Scott, Sewer Replacement

WWM-2018-86

Executive Summary

As part of the street reconstruction project, 21-inch sewer pipe and brick manholes needs to be replaced. The portion west of Division Street is scheduled to match the street project.

Project Justification

The clay and concrete sewer lines in Sprague Avenue were installed in 1915. Portions of this sewer need to be replaced because it is cracked or may not survive construction. Brick manholes in this section of Sprague Avenue will probably not survive construction and need to be replaced.

This project meets the following comprehensive plan goals and/or policies:

CFU 1.3 Maintenance. This project will rehabilitate an existing capital facility. CFU 3.2 Utility Installation. This project will be constructed with a street project to reduce disruption and protect the infrastructure investment.

Location

Other Location

The sewer replacement is on Sprague Avenue from Scott to Bernard

Project Status

Active

The project has been divided into 2 phases. The construction contract has been award for phase 1 and phase 2 is in design. Public outreach began in 2017.

External Factors

Schedule of the street reconstruction project will determine when this work is done.

Maintenance

Maintenance of capital facilities, buildings and infrastructure has an impact on a Department’s operating budget, and thus routine maintenance costs for new and ongoing projects are identified in the table below.

	2021	2022	2023	2024	2025	2026	Total
Expected Annual Maintenance	\$0	\$0	\$0	\$0	\$0	\$0	\$0

Maintenance Comments

Wastewater/Collections Capital

Sprague Avenue, Bernard to Scott, Sewer Replacement

WWM-2018-86

Spending

Project Phase	Prior Spending	2020	Estimated Spending							Total
			2021	2022	2023	2024	2025	2026	6 Year Total	
Construction	\$0	\$62,600	\$85,000	\$0	\$0	\$0	\$0	\$0	\$85,000	\$147,600
Design	\$0	\$14,730	\$0	\$0	\$0	\$0	\$0	\$0	\$0	\$14,730
Total	\$0	\$77,330	\$85,000	\$0	\$0	\$0	\$0	\$0	\$85,000	\$162,330

Funding

Funding Name	Source	Status*	Prior Funding	2020	Estimated Funding							Total
					2021	2022	2023	2024	2025	2026	6 Year Total	
Utility Rates-IC	Local	Funded	\$0	\$77,330	\$85,000	\$0	\$0	\$0	\$0	\$0	\$85,000	\$162,330
Total			\$0	\$77,330	\$85,000	\$0	\$0	\$0	\$0	\$0	\$85,000	\$162,330

*Status definitions

- Unidentified: Funding source has not yet been determined
- Identified: Funding source has been found, but not yet requested
- Applied: Grant or loan application has been submitted, or budget has been requested
- Awarded: Grant or loan has been offered but the contract has not yet been signed or budget has not yet been approved by Council
- Encumbered: Project contract has been signed and funds have been allocated to spend on the project

Wastewater/Collections Capital

Study - Sewer Capital Facility Plan

WWM-2014-96

Executive Summary

A 20 year capital facility plan for the sanitary system collection system will be developed for LINK Utilities. The majority of the work and costs will occur in 2020.

Project Justification

The last 20 year plan for the sanitary collection system was completed in the 1990s, before the CSO program began. With the construction of CSO facilities, the operation of the collection system will change. The plan will identify risks and opportunities for infill development.

This project meets the following comprehensive plan goals and/or policies:

CFU 2.2 Concurrency Management System requires a Capital Facilities Program

Location

Other Location

citywide

Project Status

Active

Underway.

External Factors

Maintenance

Maintenance of capital facilities, buildings and infrastructure has an impact on a Department’s operating budget, and thus routine maintenance costs for new and ongoing projects are identified in the table below.

	2021	2022	2023	2024	2025	2026	Total
Expected Annual Maintenance	\$0	\$0	\$0	\$0	\$0	\$0	\$0

Maintenance Comments

Wastewater/Collections Capital

Study - Sewer Capital Facility Plan

WWM-2014-96

Spending

Project Phase	Prior Spending	2020	Estimated Spending							Total
			2021	2022	2023	2024	2025	2026	6 Year Total	
Planning	\$89,009	\$164,570	\$5,000	\$0	\$0	\$0	\$0	\$0	\$5,000	\$258,579
Total	\$89,009	\$164,570	\$5,000	\$0	\$0	\$0	\$0	\$0	\$5,000	\$258,579

Funding

Funding Name	Source	Status*	Prior Funding	2020	Estimated Funding							Total
					2021	2022	2023	2024	2025	2026	6 Year Total	
Loan-CWSRF	Federal	Funded	\$89,009	\$0	\$0	\$0	\$0	\$0	\$0	\$0	\$0	\$89,009
Utility Rates-IC	Local	Funded	\$0	\$164,570	\$5,000	\$0	\$0	\$0	\$0	\$0	\$5,000	\$169,570
Total			\$89,009	\$164,570	\$5,000	\$0	\$0	\$0	\$0	\$0	\$5,000	\$258,579

*Status definitions

- Unidentified: Funding source has not yet been determined
- Identified: Funding source has been found, but not yet requested
- Applied: Grant or loan application has been submitted, or budget has been requested
- Awarded: Grant or loan has been offered but the contract has not yet been signed or budget has not yet been approved by Council
- Encumbered: Project contract has been signed and funds have been allocated to spend on the project

Wastewater/Collections Capital**Study - Water Reuse**

WWM-2017-46

Executive Summary

This study will investigate options for cost-effective implementation of treated wastewater. The majority of the work and costs will occur in 2020.

Project Justification

Class A effluent will be produced from the Next Level of Treatment. The opportunities and barriers for using the treated wastewater in cost effective applications will be evaluated.

This project meets the following comprehensive plan goals and/or policies:

CFU1.2:Operational Efficiency. Reuse would promote less aquifer pumping and more efficient use of our resources.

CFU3.3:Coordination. Project will require coordination with other utilities and departments. CFU5.2:Water Conservation. Project will require less aquifer pumping.

Location

Other Location

City of Spokane wastewater treatment plant.

Project Status

Active

Project planning to begin in 2019.

External Factors

The study needs to be completed before construction of A.L. White Blvd to determine if a reclaimed water pipe needs to be installed with the street project.

Maintenance

Maintenance of capital facilities, buildings and infrastructure has an impact on a Department's operating budget, and thus routine maintenance costs for new and ongoing projects are identified in the table below.

	2021	2022	2023	2024	2025	2026	Total
Expected Annual Maintenance	\$0	\$0	\$0	\$0	\$0	\$0	\$0

Maintenance Comments

Wastewater/Collections Capital

Study - Water Reuse

WWM-2017-46

Spending

Project Phase	Prior Spending	2020	Estimated Spending							Total
			2021	2022	2023	2024	2025	2026	6 Year Total	
Planning	\$0	\$55,000	\$10,000	\$0	\$0	\$0	\$0	\$0	\$10,000	\$65,000
Total	\$0	\$55,000	\$10,000	\$0	\$0	\$0	\$0	\$0	\$10,000	\$65,000

Funding

Funding Name	Source	Status*	Prior Funding	2020	Estimated Funding							Total
					2021	2022	2023	2024	2025	2026	6 Year Total	
Utility Rates-IC	Local	Funded	\$0	\$55,000	\$10,000	\$0	\$0	\$0	\$0	\$0	\$10,000	\$65,000
Total			\$0	\$55,000	\$10,000	\$0	\$0	\$0	\$0	\$0	\$10,000	\$65,000

*Status definitions

- Unidentified: Funding source has not yet been determined
- Identified: Funding source has been found, but not yet requested
- Applied: Grant or loan application has been submitted, or budget has been requested
- Awarded: Grant or loan has been offered but the contract has not yet been signed or budget has not yet been approved by Council
- Encumbered: Project contract has been signed and funds have been allocated to spend on the project

Wastewater/Collections Capital

Thor and Freya, Hartson to Sprague Avenue Sewer Upgrades

WWM-2018-55

Executive Summary

Sewer pipe and manhole upgrades associated with the street project.

Project Justification

The street construction is planned to be concrete for Thor and Freya for this project. Utilities need to be upgraded for the life of the concrete pavement. Upgrades will be in conjunction with the street project.

This project meets the following comprehensive plan goals and/or policies:

CFU 3.2 Utility Installation should be coordination with public street projects.

Location

Other Location

Thor and Freya, 11th to Sprague Avenue

Project Status

Active

Design will begin in 2020. Construction will begin in 2022.

External Factors

Schedule of the street reconstruction project will determine when this work is done. Construction of North-South Corridor Highway 395 by WSDOT needs to be coordinated with the construction.

Maintenance

Maintenance of capital facilities, buildings and infrastructure has an impact on a Department’s operating budget, and thus routine maintenance costs for new and ongoing projects are identified in the table below.

	2021	2022	2023	2024	2025	2026	Total
Expected Annual Maintenance	\$0	\$0	\$0	\$0	\$0	\$0	\$0

Maintenance Comments

Wastewater/Collections Capital

Thor and Freya, Hartson to Sprague Avenue Sewer Upgrades

WWM-2018-55

Spending

Project Phase	Prior Spending	2020	Estimated Spending							Total
			2021	2022	2023	2024	2025	2026	6 Year Total	
Construction	\$0	\$0	\$0	\$780,000	\$780,000	\$0	\$0	\$0	\$1,560,000	\$1,560,000
Design	\$0	\$68,000	\$68,000	\$0	\$0	\$0	\$0	\$0	\$68,000	\$136,000
Total	\$0	\$68,000	\$68,000	\$780,000	\$780,000	\$0	\$0	\$0	\$1,628,000	\$1,696,000

Funding

Funding Name	Source	Status*	Prior Funding	2020	Estimated Funding							Total
					2021	2022	2023	2024	2025	2026	6 Year Total	
Utility Rates-IC	Local	Funded	\$0	\$68,000	\$68,000	\$780,000	\$780,000	\$0	\$0	\$0	\$1,628,000	\$1,696,000
Total			\$0	\$68,000	\$68,000	\$780,000	\$780,000	\$0	\$0	\$0	\$1,628,000	\$1,696,000

*Status definitions

- Unidentified: Funding source has not yet been determined
- Identified: Funding source has been found, but not yet requested
- Applied: Grant or loan application has been submitted, or budget has been requested
- Awarded: Grant or loan has been offered but the contract has not yet been signed or budget has not yet been approved by Council
- Encumbered: Project contract has been signed and funds have been allocated to spend on the project

Wastewater/Collections Capital**TJ Meenach, NW Blvd to Pettet Dr, Sewer Upgrade**

WWM-2015-83

Executive Summary

Construct a new siphon pipeline parallel to the existing siphon under TJ Meenach Drive, including upstream and downstream vaults, drain appurtenances, and providing for emergency overflow relief to the river in the event of a major break between this location and the Wastewater Treatment Plant.

Project Justification

The existing single barrel siphon pipe conveys most of the Cities major interceptor sewer flows to RPWRF. The existing siphon pipe has sharp angles, very steep sections, which makes it impossible to clean and or repair. All siphons are vulnerable to plugging, which can cause backups, structural damage and complete failure. This project will construct a parallel siphon sewer pipe to provide redundancy, and thus the ability to clean and repair either pipeline while still maintaining flow in the redundant pipeline. CSO 10 dry weather connections will be updated to improve operations at this site.

This project meets the following comprehensive plan goals and/or policies:

CFU 1.2 Operational Efficiency. This project will improve the operational efficiency by reducing required maintenance.
CFU 1.3 Maintenance. This project will rehabilitate an existing capital facility. CFU 3.2 Utility Installation. This project will be constructed with a street project to reduce

Location

Other Location

TJ Meenach from Pettet Drive to NW Blvd

Project Status

Active

Design will begin in 2020. Construction will begin in 2021.

External Factors

This project will be constructed with the TJ Meenach street project.

Maintenance

Maintenance of capital facilities, buildings and infrastructure has an impact on a Department's operating budget, and thus routine maintenance costs for new and ongoing projects are identified in the table below.

	2021	2022	2023	2024	2025	2026	Total
Expected Annual Maintenance	\$0	\$0	\$0	\$0	\$0	\$0	\$0

Maintenance Comments

Wastewater/Collections Capital

TJ Meenach, NW Blvd to Pettet Dr, Sewer Upgrade

WWM-2015-83

Spending

Project Phase	Prior Spending	2020	Estimated Spending							Total
			2021	2022	2023	2024	2025	2026	6 Year Total	
Construction	\$0	\$0	\$1,095,000	\$300,000	\$0	\$0	\$0	\$0	\$1,395,000	\$1,395,000
Design	\$0	\$178,000	\$0	\$0	\$0	\$0	\$0	\$0	\$0	\$178,000
Total	\$0	\$178,000	\$1,095,000	\$300,000	\$0	\$0	\$0	\$0	\$1,395,000	\$1,573,000

Funding

Funding Name	Source	Status*	Prior Funding	2020	Estimated Funding							Total
					2021	2022	2023	2024	2025	2026	6 Year Total	
Loan-CWSRF	Federal	Funded	\$0	\$0	\$954,000	\$0	\$0	\$0	\$0	\$0	\$954,000	\$954,000
Utility Rates-IC	Local	Funded	\$0	\$178,000	\$141,000	\$300,000	\$0	\$0	\$0	\$0	\$441,000	\$619,000
Total			\$0	\$178,000	\$1,095,000	\$300,000	\$0	\$0	\$0	\$0	\$1,395,000	\$1,573,000

- *Status definitions
- Unidentified: Funding source has not yet been determined
 - Identified: Funding source has been found, but not yet requested
 - Applied: Grant or loan application has been submitted, or budget has been requested
 - Awarded: Grant or loan has been offered but the contract has not yet been signed or budget has not yet been approved by Council
 - Encumbered: Project contract has been signed and funds have been allocated to spend on the project

Wastewater/Collections Maintenance

Bio-Infiltration System Rehabilitation

WWM-2012-22

Executive Summary

These projects will restore design depth of the on-site treatment systems known as 208 grass swales to provide additional Capacity by replaces soils and vegetation (grass) of the existing bio-infiltration swales restore proper treatment functions as designed.

Project Justification

'Bio-Infiltration Systems' or grass percolation areas are commonly known as 'grassy swales' or "208 swales". The City maintains approximately 10 acres of grass percolation areas along arterial streets that treat and dispose of stormwater. City staff performs regular maintenance in order to maintain the effectiveness of these facilities. Bio-infiltration systems are expected to need rehabilitation about every 20 years. This project provides for this substantial rehabilitation efforts along arterials. The purpose of this project is to restore storage volumes and to additionally restore the stormwater treatment and infiltration capacity.

This project meets the following comprehensive plan goals and/or policies:

CFU 1.3 Capital Facilities and Utilities Maintenance, CFU 5.3 Capital Facilities and Utilities CFU 5.3 Stormwater NE 1.2 Natural Environment Stormwater Techniques

Location

Other Location

These rehabilitation projects will occur throughout the City.

Project Status

Active

This is an ongoing project.

External Factors

Council action is required to approve Enterprise Fund Rates in order to fully fund this project.

Maintenance

Maintenance of capital facilities, buildings and infrastructure has an impact on a Department's operating budget, and thus routine maintenance costs for new and ongoing projects are identified in the table below.

	2021	2022	2023	2024	2025	2026	Total
Expected Annual Maintenance	\$0	\$0	\$0	\$0	\$0	\$0	\$0

Maintenance Comments

This project is a maintenance cost for existing infrastructure.

Wastewater/Collections Maintenance

Bio-Infiltration System Rehabilitation

WWM-2012-22

Spending

Project Phase	Prior Spending	2020	Estimated Spending							Total
			2021	2022	2023	2024	2025	2026	6 Year Total	
Construction	\$100,000	\$150,000	\$150,000	\$150,000	\$150,000	\$150,000	\$150,000	\$150,000	\$900,000	\$1,150,000
Total	\$100,000	\$150,000	\$150,000	\$150,000	\$150,000	\$150,000	\$150,000	\$150,000	\$900,000	\$1,150,000

Funding

Funding Name	Source	Status*	Prior Funding	2020	Estimated Funding							Total
					2021	2022	2023	2024	2025	2026	6 Year Total	
Utility Rates-WWM Ops	Identified	Funded	\$100,000	\$150,000	\$150,000	\$150,000	\$150,000	\$150,000	\$150,000	\$150,000	\$900,000	\$1,150,000
Total			\$100,000	\$150,000	\$150,000	\$150,000	\$150,000	\$150,000	\$150,000	\$150,000	\$900,000	\$1,150,000

- *Status definitions
- Unidentified: Funding source has not yet been determined
 - Identified: Funding source has been found, but not yet requested
 - Applied: Grant or loan application has been submitted, or budget has been requested
 - Awarded: Grant or loan has been offered but the contract has not yet been signed or budget has not yet been approved by Council
 - Encumbered: Project contract has been signed and funds have been allocated to spend on the project

Wastewater/Collections Maintenance

Citywide Ongoing Cure In Place Pipe (CIPP) Project

WWM-2012-4

Executive Summary

Rehabilitation of damaged pipe using a polyester felt liner impregnated with a resin that hardens when heated. This method of pipeline rehabilitation does not need the typical open trench excavation and paving by relining the pipe lines in place and usually is finished within two days per location.

Project Justification

Many of the City's sewer lines are approaching 75-100 years of age. As deteriorated pipelines are identified by inspecting sewer lines with remote TV inspection cameras the CIPP (cured in place pipe) is a method that rehabilitates these damaged pipe using a polyester felt liner impregnated with a resin that hardens when heated via steam or hot water. Essentially, CIPP constructs a new pipe within a damaged pipe without resorting to excavating. Many of the existing older sewers are made of vitrified clay that is susceptible to cracking and/or infiltration at the joints. Excavation to replace sewer pipes in congested streets is very expensive, so using CIPP is a cost-effective method to rehabilitate these types of pipes. The purpose of this project is to reduce operation and maintenance costs by replacing damaged and leaking pipes.

This project meets the following comprehensive plan goals and/or policies:

CFU 1.3 Capital Facilities and Utilities, CFU 5.4 Capital Facilities and Utilities Ground Water,

Location

Other Location

This project will occur throughout the City.

Project Status

Active

This is an ongoing infrastructure rehabilitation project.

External Factors

Maintenance

Maintenance of capital facilities, buildings and infrastructure has an impact on a Department's operating budget, and thus routine maintenance costs for new and ongoing projects are identified in the table below.

	2021	2022	2023	2024	2025	2026	Total
Expected Annual Maintenance	\$0	\$0	\$0	\$0	\$0	\$0	\$0

Maintenance Comments

Rehabilitation reduces ongoing maintenance

Wastewater/Collections Maintenance

Citywide Ongoing Cure In Place Pipe (CIPP) Project

WWM-2012-4

Spending

Project Phase	Prior Spending	2020	Estimated Spending							Total
			2021	2022	2023	2024	2025	2026	6 Year Total	
Construction	\$400,000	\$550,000	\$550,000	\$550,000	\$550,000	\$550,000	\$550,000	\$550,000	\$3,300,000	\$4,250,000
Total	\$400,000	\$550,000	\$550,000	\$550,000	\$550,000	\$550,000	\$550,000	\$550,000	\$3,300,000	\$4,250,000

Funding

Funding Name	Source	Status*	Prior Funding	2020	Estimated Funding							Total
					2021	2022	2023	2024	2025	2026	6 Year Total	
Utility Rates-WWM Ops	Identified	Funded	\$400,000	\$550,000	\$550,000	\$550,000	\$550,000	\$550,000	\$550,000	\$550,000	\$3,300,000	\$4,250,000
Total			\$400,000	\$550,000	\$550,000	\$550,000	\$550,000	\$550,000	\$550,000	\$550,000	\$3,300,000	\$4,250,000

*Status definitions

- Unidentified: Funding source has not yet been determined
- Identified: Funding source has been found, but not yet requested
- Applied: Grant or loan application has been submitted, or budget has been requested
- Awarded: Grant or loan has been offered but the contract has not yet been signed or budget has not yet been approved by Council
- Encumbered: Project contract has been signed and funds have been allocated to spend on the project

Wastewater/Collections Maintenance**Inflow and Infiltration (I/I) Reduction/ Net Enviro. Benefit**

WWM-2014-113

Executive Summary

This project will use Cured In Place Pipe (CIPP) techniques to reline pipes throughout the city to reduce infiltration & inflow (I&I) from groundwater and river sources which is required to meet the net environmental benefit requirement for the Next Level Treatment (NLT).

Project Justification

The City has found by line monitoring that portions of the sewer system have river and groundwater influences which flow through joints and cracks into the City system. This project will use CIPP (cured in place pipe) techniques to reline these pipe sections. Infiltration and Inflow (I&I) must be reduced in combined sewer basins to achieve the Net environmental Benefit (NEB) basis granted by Department of Ecology. NEB allowed Next Level of Treatment (NLT) to be a membrane facility with less capacity than the rest of the treatment plant. Additionally if this water does not enter the system it will not require treatment and thus plant costs are lowered. Initially, excess flows during wet weather and high river periods will not receive NLT. These peak flows must be reduced so that all flow receives NLT, otherwise NLT will need to be expanded at a great expense. To date several million gallons of water per day has been removed from the interceptor system especially during high river flows.

This project meets the following comprehensive plan goals and/or policies:

CFU 1.3 Capital Facilities and Utilities Maintenance, CFU 5.4 Capital Facilities and Maintenance Ground Water

Location

Other Location

Citywide near the Spokane River

Project Status

Active

ongoing

External Factors

Continue I&I identification and quantification is an ongoing effort.

Maintenance

Maintenance of capital facilities, buildings and infrastructure has an impact on a Department's operating budget, and thus routine maintenance costs for new and ongoing projects are identified in the table below.

	2021	2022	2023	2024	2025	2026	Total
Expected Annual Maintenance	\$0	\$0	\$0	\$0	\$0	\$0	\$0

Maintenance Comments

RPWRF NLT Engineering to provide additional clarification

Wastewater/Collections Maintenance

Inflow and Infiltration (I/I) Reduction/ Net Enviro. Benefit

WWM-2014-113

Spending

Project Phase	Prior Spending	2020	Estimated Spending							Total
			2021	2022	2023	2024	2025	2026	6 Year Total	
Construction	\$500,000	\$350,000	\$450,000	\$500,000	\$500,000	\$500,000	\$500,000	\$500,000	\$2,950,000	\$3,800,000
Total	\$500,000	\$350,000	\$450,000	\$500,000	\$500,000	\$500,000	\$500,000	\$500,000	\$2,950,000	\$3,800,000

Funding

Funding Name	Source	Status*	Prior Funding	2020	Estimated Funding							Total
					2021	2022	2023	2024	2025	2026	6 Year Total	
Utility Rates-WWM Ops	Identified	Funded	\$500,000	\$350,000	\$450,000	\$500,000	\$500,000	\$500,000	\$500,000	\$500,000	\$2,950,000	\$3,800,000
Total			\$500,000	\$350,000	\$450,000	\$500,000	\$500,000	\$500,000	\$500,000	\$500,000	\$2,950,000	\$3,800,000

- *Status definitions
- Unidentified: Funding source has not yet been determined
 - Identified: Funding source has been found, but not yet requested
 - Applied: Grant or loan application has been submitted, or budget has been requested
 - Awarded: Grant or loan has been offered but the contract has not yet been signed or budget has not yet been approved by Council
 - Encumbered: Project contract has been signed and funds have been allocated to spend on the project

Wastewater/Collections Maintenance**Large Line Rehabilitation from Hydrogen Sulfide Damage**

WWM-2012-276

Executive Summary

Line sewer pipes and manholes that have been damaged by hydrogen sulfide and are at risk of failure and must be rehabilitated to prolong their service life. The most cost effective method to date to accomplish this rehabilitation is with the CIPP (cured in place pipe) process.

Project Justification

Hydrogen sulfide is a gas that is generated by the decomposition of wastewater and its byproduct is Sulfuric Acid which is eroding many of the concrete sewer pipes and manholes within the City. This erosion is occurring to the extent that pipes are collapsing and or being structurally compromised because of it. These pipes which are eroded will be lined with the CIPP method which is an inert material. Other pipes may need to be lined to limit risk due to other project construction, infiltration or severe cracking and identified repairs due to structural holes within the pipes.

This project meets the following comprehensive plan goals and/or policies:

CFU 1.3 Capital Facilities and Utilities Maintenance, CFU 5.4 Capital Facilities and Utilities Ground Water

Location

Other Location

These projects occur throughout the City.

Project Status

Active

The project was started in 2013. The first large lines were rehabilitated in 2015 and Wastewater Management (WWM) is currently researching best practices for reducing the Hydrogen Sulfide problem. Additionally we have discovered that smaller lines are becoming damaged by Hydrogen Sulfide issues and this fund allows for their re-lining too.

External Factors

Council action is required to approve Enterprise Fund Rates in order to fully fund this project.

Maintenance

Maintenance of capital facilities, buildings and infrastructure has an impact on a Department's operating budget, and thus routine maintenance costs for new and ongoing projects are identified in the table below.

	2021	2022	2023	2024	2025	2026	Total
Expected Annual Maintenance	\$0	\$0	\$0	\$0	\$0	\$0	\$0

Maintenance Comments

Wastewater/Collections Maintenance

Large Line Rehabilitation from Hydrogen Sulfide Damage

WWM-2012-276

Spending

Project Phase	Prior Spending	2020	Estimated Spending							Total
			2021	2022	2023	2024	2025	2026	6 Year Total	
Construction	\$1,500,000	\$350,000	\$350,000	\$350,000	\$350,000	\$350,000	\$350,000	\$350,000	\$2,100,000	\$3,950,000
Total	\$1,500,000	\$350,000	\$350,000	\$350,000	\$350,000	\$350,000	\$350,000	\$350,000	\$2,100,000	\$3,950,000

Funding

Funding Name	Source	Status*	Prior Funding	2020	Estimated Funding							Total
					2021	2022	2023	2024	2025	2026	6 Year Total	
Utility Rates-WWM Ops	Identified	Funded	\$1,500,000	\$350,000	\$350,000	\$350,000	\$350,000	\$350,000	\$350,000	\$350,000	\$2,100,000	\$3,950,000
Total			\$1,500,000	\$350,000	\$350,000	\$350,000	\$350,000	\$350,000	\$350,000	\$350,000	\$2,100,000	\$3,950,000

- *Status definitions
- Unidentified: Funding source has not yet been determined
 - Identified: Funding source has been found, but not yet requested
 - Applied: Grant or loan application has been submitted, or budget has been requested
 - Awarded: Grant or loan has been offered but the contract has not yet been signed or budget has not yet been approved by Council
 - Encumbered: Project contract has been signed and funds have been allocated to spend on the project

Wastewater/Collections Maintenance

Lift Station Repair and Upgrade Fund

WWM-2016-41

Executive Summary

Wastewater Management owns, operates and maintains several (29 and counting) lift stations throughout the City. Many of these lift stations are in need of various age related repairs. This fund provides money to make those repairs and upgrades.

Project Justification

Lift stations are a critical part of the City's wastewater infrastructure. Located at low points, the lift stations are required to 'lift' sanitary sewage to an elevation that it can flow via gravity to the RPWRF. If the lift stations stop functioning, the sewage backs up into Citizens homes and or flows out manholes onto streets and the ground. Upgrading these stations with new pumps, electrical controls and monitors allows the uninterrupted service to those homes and businesses connected to them.

This project meets the following comprehensive plan goals and/or policies:

CFU 1.3 Capital Facilities and Utilities Maintenance, CFU Capital Facilities and Utilities Groundwater

Location

Other Location

Miscellaneous locations throughout the City.

Project Status

Active

This project will be ongoing.

External Factors

None at this time.

Maintenance

Maintenance of capital facilities, buildings and infrastructure has an impact on a Department's operating budget, and thus routine maintenance costs for new and ongoing projects are identified in the table below.

	2021	2022	2023	2024	2025	2026	Total
Expected Annual Maintenance	\$0	\$0	\$0	\$0	\$0	\$0	\$0

Maintenance Comments

Wastewater/Collections Maintenance

Lift Station Repair and Upgrade Fund

WWM-2016-41

Spending

Project Phase	Prior Spending	2020	Estimated Spending							Total
			2021	2022	2023	2024	2025	2026	6 Year Total	
Construction	\$0	\$200,000	\$200,000	\$200,000	\$200,000	\$200,000	\$200,000	\$200,000	\$1,200,000	\$1,400,000
Total	\$0	\$200,000	\$200,000	\$200,000	\$200,000	\$200,000	\$200,000	\$200,000	\$1,200,000	\$1,400,000

Funding

Funding Name	Source	Status*	Prior Funding	2020	Estimated Funding							Total
					2021	2022	2023	2024	2025	2026	6 Year Total	
Utility Rates-WWM Ops	Identified	Funded	\$0	\$200,000	\$200,000	\$200,000	\$200,000	\$200,000	\$200,000	\$200,000	\$1,200,000	\$1,400,000
Total			\$0	\$200,000	\$200,000	\$200,000	\$200,000	\$200,000	\$200,000	\$200,000	\$1,200,000	\$1,400,000

*Status definitions

- Unidentified: Funding source has not yet been determined
- Identified: Funding source has been found, but not yet requested
- Applied: Grant or loan application has been submitted, or budget has been requested
- Awarded: Grant or loan has been offered but the contract has not yet been signed or budget has not yet been approved by Council
- Encumbered: Project contract has been signed and funds have been allocated to spend on the project

Wastewater/Collections Maintenance

Meadow Glen Forcemain Replacement

WWM-2016-39

Executive Summary

The existing 4-inch PVC forcemain was installed in 1994. This project will replace this PVC pipe with a 4-inch ductile iron pipe. The length of the forcemain is approximately 1,300 feet. Pavement patching will occur in both Arrowhead and Bedford.

Project Justification

Older PVC forcemains are prone to splitting and breaking. Replacing these pipes with ductile iron, increases the life expectancy of the forcemain and reduces the risk of the pipes failure.

This project meets the following comprehensive plan goals and/or policies:

CFU 1 Adequate Public Facilities and Services

Location

Other Location

The forcemain is located in northwest Spokane in Arrowhead Drive and Bedford Avenue, beginning near the intersection of Arrowhead Drive just north of Brookfield Ave and ending just west of Danbury Avenue.

Project Status

Active

This project will begin design in 2021.

External Factors

None known at this time.

Maintenance

Maintenance of capital facilities, buildings and infrastructure has an impact on a Department's operating budget, and thus routine maintenance costs for new and ongoing projects are identified in the table below.

	2021	2022	2023	2024	2025	2026	Total
Expected Annual Maintenance	\$0	\$0	\$0	\$0	\$0	\$0	\$0

Maintenance Comments

Wastewater/Collections Maintenance

Meadow Glen Forcemain Replacement

WWM-2016-39

Spending

Project Phase	Prior Spending	2020	Estimated Spending							Total
			2021	2022	2023	2024	2025	2026	6 Year Total	
Construction	\$0	\$0	\$0	\$300,000	\$0	\$0	\$0	\$0	\$300,000	\$300,000
Design	\$0	\$0	\$30,000	\$0	\$0	\$0	\$0	\$0	\$30,000	\$30,000
Total	\$0	\$0	\$30,000	\$300,000	\$0	\$0	\$0	\$0	\$330,000	\$330,000

Funding

Funding Name	Source	Status*	Prior Funding	2020	Estimated Funding							Total
					2021	2022	2023	2024	2025	2026	6 Year Total	
Utility Rates-WWM Ops	Identified	Funded	\$0	\$0	\$30,000	\$300,000	\$0	\$0	\$0	\$0	\$330,000	\$330,000
Total			\$0	\$0	\$30,000	\$300,000	\$0	\$0	\$0	\$0	\$330,000	\$330,000

*Status definitions

- Unidentified: Funding source has not yet been determined
- Identified: Funding source has been found, but not yet requested
- Applied: Grant or loan application has been submitted, or budget has been requested
- Awarded: Grant or loan has been offered but the contract has not yet been signed or budget has not yet been approved by Council
- Encumbered: Project contract has been signed and funds have been allocated to spend on the project

Wastewater/Collections Maintenance

Public Sewer Extensions

WWM-2012-11

Executive Summary

Installation of new public mains in City R/W's increases sewer line capacity in order to eliminate existing private sewers and septic tanks within the City of Spokane's limits.

Project Justification

Private sewers have been built in many locations in the City, but have not been maintained. Often property owners do not know they are connected to a private sewer line. These sewers present a risk to all City citizens if leakage and failures occur. In some locations, properties are still on septic tank systems. This project would extend new public sewers in order to intercept existing private sewers in Public Right of Ways to be part of the City's public sewer system as directed by the Director of Water and Wastewater. Septic tanks would be eliminated by extending public sewers to areas not yet served by the City's system.

This project meets the following comprehensive plan goals and/or policies:

CFU 1 adequate public facilities CFU 3 Coordination CFU 5 Environmental Concerns NE 1 Water Quality

Location

Other Location

This project will occur throughout the City.

Project Status

Active

This is an ongoing system improvement projects.

External Factors

Council action is required to approve Enterprise Fund Rates in order to fully fund this project.

Maintenance

Maintenance of capital facilities, buildings and infrastructure has an impact on a Department's operating budget, and thus routine maintenance costs for new and ongoing projects are identified in the table below.

	2021	2022	2023	2024	2025	2026	Total
Expected Annual Maintenance	\$0	\$0	\$0	\$0	\$0	\$0	\$0

Maintenance Comments

Wastewater/Collections Maintenance

Public Sewer Extensions

WWM-2012-11

Spending

Project Phase	Prior Spending	2020	Estimated Spending							Total
			2021	2022	2023	2024	2025	2026	6 Year Total	
Construction	\$0	\$400,000	\$400,000	\$400,000	\$400,000	\$400,000	\$400,000	\$400,000	\$2,400,000	\$2,800,000
Design	\$0	\$50,000	\$50,000	\$50,000	\$50,000	\$50,000	\$50,000	\$50,000	\$300,000	\$350,000
Total	\$0	\$450,000	\$450,000	\$450,000	\$450,000	\$450,000	\$450,000	\$450,000	\$2,700,000	\$3,150,000

Funding

Funding Name	Source	Status*	Prior Funding	2020	Estimated Funding							Total
					2021	2022	2023	2024	2025	2026	6 Year Total	
Utility Rates-WWM Ops	Identified	Funded	\$0	\$450,000	\$450,000	\$450,000	\$450,000	\$450,000	\$450,000	\$450,000	\$2,700,000	\$3,150,000
Total			\$0	\$450,000	\$450,000	\$450,000	\$450,000	\$450,000	\$450,000	\$450,000	\$2,700,000	\$3,150,000

*Status definitions

- Unidentified: Funding source has not yet been determined
- Identified: Funding source has been found, but not yet requested
- Applied: Grant or loan application has been submitted, or budget has been requested
- Awarded: Grant or loan has been offered but the contract has not yet been signed or budget has not yet been approved by Council
- Encumbered: Project contract has been signed and funds have been allocated to spend on the project

Wastewater/Collections Maintenance

Regal - 42nd to 44th Sewer Replacement

WWM-2020-46

Executive Summary

685' of 8' concrete sewer pipe need to be replaced due to deterioration of pipe and sags within pipe sections. Stormwater Infrastructure may need some upgrades.

Project Justification

The 8' sanitary lines are deteriorating and have major sags in them causing H2S issues and the need for frequent maintenance to prevent plugging. The increased frequency in cleaning is also causing wear to the pipe.

This project meets the following comprehensive plan goals and/or policies:

CFU 1.2 Operational Efficiency- Operational efficiency will be improved by reducing required maintenance.CFU 1.3 Maintenance: the project repairs existing assets

Location

Other Location

Regal- 42nd Ave to 44th Ave

Project Status

Active

Design in 2025 and Construct in 2026

External Factors

Pipe condition deteriorating or collapses before scheduled construction

Maintenance

Maintenance of capital facilities, buildings and infrastructure has an impact on a Department's operating budget, and thus routine maintenance costs for new and ongoing projects are identified in the table below.

	2021	2022	2023	2024	2025	2026	Total
Expected Annual Maintenance	\$0	\$0	\$0	\$0	\$0	\$0	\$0

Maintenance Comments

Wastewater/Collections Maintenance

Regal - 42nd to 44th Sewer Replacement

WWM-2020-46

Spending

Project Phase	Prior Spending	2020	Estimated Spending							Total
			2021	2022	2023	2024	2025	2026	6 Year Total	
Construction	\$0	\$0	\$0	\$0	\$0	\$0	\$0	\$207,000	\$207,000	\$207,000
Design	\$0	\$0	\$0	\$0	\$0	\$0	\$0	\$23,000	\$23,000	\$23,000
Total	\$0	\$0	\$0	\$0	\$0	\$0	\$0	\$230,000	\$230,000	\$230,000

Funding

Funding Name	Source	Status*	Prior Funding	2020	Estimated Funding							Total
					2021	2022	2023	2024	2025	2026	6 Year Total	
Utility Rates-WWM Ops	Identified	Funded	\$0	\$0	\$0	\$0	\$0	\$0	\$0	\$230,000	\$230,000	\$230,000
Total			\$0	\$0	\$0	\$0	\$0	\$0	\$0	\$230,000	\$230,000	\$230,000

- *Status definitions
- Unidentified: Funding source has not yet been determined
 - Identified: Funding source has been found, but not yet requested
 - Applied: Grant or loan application has been submitted, or budget has been requested
 - Awarded: Grant or loan has been offered but the contract has not yet been signed or budget has not yet been approved by Council
 - Encumbered: Project contract has been signed and funds have been allocated to spend on the project

Wastewater/Collections Maintenance**Rehabilitation Project Fund**

WWM-2012-13

Executive Summary

Construction for unscheduled repairs and replacements of existing aged systems to meet demands of ICM projects.

Project Justification

This project makes funds available for repairs from external or internal damaged pipe or sags within the pipe and to replace existing systems in conjunction with ICM projects.

This project meets the following comprehensive plan goals and/or policies:

CFU 1.3 Capital Facilities and Utilities Maintenance, CFU 5.4 Capital Facilities and Utilities Groundwater

Location

Other Location

This project will occur throughout the City.

Project Status

Active

This is an ongoing maintenance project.

External Factors

Council action is required to approve Enterprise Fund Rates in order to fully fund this project.

Maintenance

Maintenance of capital facilities, buildings and infrastructure has an impact on a Department's operating budget, and thus routine maintenance costs for new and ongoing projects are identified in the table below.

	2021	2022	2023	2024	2025	2026	Total
Expected Annual Maintenance	\$0	\$0	\$0	\$0	\$0	\$0	\$0

Maintenance Comments

Wastewater/Collections Maintenance

Rehabilitation Project Fund

WWM-2012-13

Spending

Project Phase	Prior Spending	2020	Estimated Spending							Total
			2021	2022	2023	2024	2025	2026	6 Year Total	
Construction	\$60,000	\$350,000	\$250,000	\$350,000	\$250,000	\$350,000	\$250,000	\$350,000	\$1,800,000	\$2,210,000
Design	\$0	\$0	\$20,000	\$0	\$20,000	\$0	\$20,000	\$0	\$60,000	\$60,000
Total	\$60,000	\$350,000	\$270,000	\$350,000	\$270,000	\$350,000	\$270,000	\$350,000	\$1,860,000	\$2,270,000

Funding

Funding Name	Source	Status*	Prior Funding	2020	Estimated Funding							Total
					2021	2022	2023	2024	2025	2026	6 Year Total	
Utility Rates-WWM Ops	Identified	Funded	\$60,000	\$350,000	\$270,000	\$350,000	\$270,000	\$350,000	\$270,000	\$350,000	\$1,860,000	\$2,270,000
Total			\$60,000	\$350,000	\$270,000	\$350,000	\$270,000	\$350,000	\$270,000	\$350,000	\$1,860,000	\$2,270,000

*Status definitions

- Unidentified: Funding source has not yet been determined
- Identified: Funding source has been found, but not yet requested
- Applied: Grant or loan application has been submitted, or budget has been requested
- Awarded: Grant or loan has been offered but the contract has not yet been signed or budget has not yet been approved by Council
- Encumbered: Project contract has been signed and funds have been allocated to spend on the project

Wastewater/Collections Maintenance

Sewer Line Replacement

WWM-2020-39

Executive Summary

Sanitary pipes needing to be replaced due to deterioration of pipe and sags within pipe sections throughout the city.

Project Justification

As sanitary lines are deterioration and have major sags in them causing H2S issues and the need for frequent maintenance to prevent plugging. The increased frequency in cleaning is also causing wear to the pipe.

This project meets the following comprehensive plan goals and/or policies:

CFU 1.2 Operational Efficiency- Operational efficiency will be improved by reducing required maintenance.CFU 1.3 Maintenance: the project repairs existing assets

Location

Other Location

Citywide replacement

Project Status

Active

This is ongoing infrastructure replacement

External Factors

Pipe condition deteriorating or collapses before scheduled construction

Maintenance

Maintenance of capital facilities, buildings and infrastructure has an impact on a Department’s operating budget, and thus routine maintenance costs for new and ongoing projects are identified in the table below.

	2021	2022	2023	2024	2025	2026	Total
Expected Annual Maintenance	\$0	\$0	\$0	\$0	\$0	\$0	\$0

Maintenance Comments

I have removed the replacement of lines though 2023 with the understanding that if we have a line failure then we will have to replace at that time.

Wastewater/Collections Maintenance

Sewer Line Replacement

WWM-2020-39

Spending

Project Phase	Prior Spending	2020	Estimated Spending							Total
			2021	2022	2023	2024	2025	2026	6 Year Total	
Construction	\$0	\$0	\$0	\$0	\$0	\$150,000	\$150,000	\$207,000	\$507,000	\$507,000
Design	\$0	\$0	\$0	\$0	\$0	\$30,000	\$30,000	\$23,000	\$83,000	\$83,000
Total	\$0	\$0	\$0	\$0	\$0	\$180,000	\$180,000	\$230,000	\$590,000	\$590,000

Funding

Funding Name	Source	Status*	Prior Funding	2020	Estimated Funding							Total
					2021	2022	2023	2024	2025	2026	6 Year Total	
Utility Rates-WWM Ops	Identified	Funded	\$0	\$0	\$0	\$0	\$0	\$180,000	\$180,000	\$230,000	\$590,000	\$590,000
Total			\$0	\$0	\$0	\$0	\$0	\$180,000	\$180,000	\$230,000	\$590,000	\$590,000

*Status definitions

- Unidentified: Funding source has not yet been determined
- Identified: Funding source has been found, but not yet requested
- Applied: Grant or loan application has been submitted, or budget has been requested
- Awarded: Grant or loan has been offered but the contract has not yet been signed or budget has not yet been approved by Council
- Encumbered: Project contract has been signed and funds have been allocated to spend on the project

Wastewater/Collections Maintenance

Sundance III Forcemain Replacement

WWM-2016-35

Executive Summary

The existing 4-inch Plastic (PVC) forcemain was installed in 1988. This project will replace this PVC pipe with a 4-inch ductile iron pipe. The forcemain is approximately 750-feet long. Pavement patching will occur in Comanche Drive where necessary.

Project Justification

Older PVC forcemain are prone to splitting and failing. Replacing these pipes with ductile iron, increases the life expectancy of the forcemain and reduces the risk of the pipes failure which prevents sewerage spilling to ground.

This project meets the following comprehensive plan goals and/or policies:

CFU 1 Adequate Public Facilities and Services

Location

Other Location

The forcemain to be replaced is on North Comanche Drive between Ridgecrest Drive and Shawnee Avenue.

Project Status

Active

This project will begin design in 2020.

External Factors

None known at this time.

Maintenance

Maintenance of capital facilities, buildings and infrastructure has an impact on a Department’s operating budget, and thus routine maintenance costs for new and ongoing projects are identified in the table below.

	2021	2022	2023	2024	2025	2026	Total
Expected Annual Maintenance	\$0	\$0	\$0	\$0	\$0	\$0	\$0

Maintenance Comments

Wastewater/Collections Maintenance

Sundance III Forcemain Replacement

WWM-2016-35

Spending

Project Phase	Prior Spending	2020	Estimated Spending							Total
			2021	2022	2023	2024	2025	2026	6 Year Total	
Construction	\$0	\$0	\$190,000	\$0	\$0	\$0	\$0	\$0	\$190,000	\$190,000
Design	\$0	\$30,000	\$0	\$0	\$0	\$0	\$0	\$0	\$0	\$30,000
Total	\$0	\$30,000	\$190,000	\$0	\$0	\$0	\$0	\$0	\$190,000	\$220,000

Funding

Funding Name	Source	Status*	Prior Funding	2020	Estimated Funding							Total
					2021	2022	2023	2024	2025	2026	6 Year Total	
Utility Rates-WWM Ops	Identified	Funded	\$0	\$30,000	\$190,000	\$0	\$0	\$0	\$0	\$0	\$190,000	\$220,000
Total			\$0	\$30,000	\$190,000	\$0	\$0	\$0	\$0	\$0	\$190,000	\$220,000

- *Status definitions
- Unidentified: Funding source has not yet been determined
 - Identified: Funding source has been found, but not yet requested
 - Applied: Grant or loan application has been submitted, or budget has been requested
 - Awarded: Grant or loan has been offered but the contract has not yet been signed or budget has not yet been approved by Council
 - Encumbered: Project contract has been signed and funds have been allocated to spend on the project

Wastewater/Collections Maintenance

Sundance IX Forcemain Replacement

WWM-2016-37

Executive Summary

The existing 6-inch Plastic (PVC) forcemain was installed in 1993. This project will replace this PVC pipe with a 6-inch ductile iron pipe. Approximately 1,100-feet of forcemain will be replaced. Pavement patching will occur where necessary in Skagit Ave.

Project Justification

Older PVC forcemain are prone to splitting and failure. Replacing these pipes with ductile iron, increases the life expectancy of the forcemain and reduces the risk of the pipes failure and sewerage spilling to ground.

This project meets the following comprehensive plan goals and/or policies:

CFU 1 Adequate Public Facilities and Services

Location

Other Location

The forcemain to be replaced is in Skagit Ave in Northwest Spokane in the Indian Trail area.

Project Status

Active

Planning stage.

External Factors

None known at this time.

Maintenance

Maintenance of capital facilities, buildings and infrastructure has an impact on a Department's operating budget, and thus routine maintenance costs for new and ongoing projects are identified in the table below.

	2021	2022	2023	2024	2025	2026	Total
Expected Annual Maintenance	\$0	\$0	\$0	\$0	\$0	\$0	\$0

Maintenance Comments

Wastewater/Collections Maintenance

Sundance IX Forcemain Replacement

WWM-2016-37

Spending

Project Phase	Prior Spending	2020	Estimated Spending							Total
			2021	2022	2023	2024	2025	2026	6 Year Total	
Construction	\$0	\$0	\$0	\$0	\$410,000	\$0	\$0	\$0	\$410,000	\$410,000
Design	\$0	\$0	\$0	\$40,000	\$0	\$0	\$0	\$0	\$40,000	\$40,000
Total	\$0	\$0	\$0	\$40,000	\$410,000	\$0	\$0	\$0	\$450,000	\$450,000

Funding

Funding Name	Source	Status*	Prior Funding	2020	Estimated Funding							Total
					2021	2022	2023	2024	2025	2026	6 Year Total	
Utility Rates-WWM Ops	Identified	Funded	\$0	\$0	\$0	\$40,000	\$410,000	\$0	\$0	\$0	\$450,000	\$450,000
Total			\$0	\$0	\$0	\$40,000	\$410,000	\$0	\$0	\$0	\$450,000	\$450,000

*Status definitions

- Unidentified: Funding source has not yet been determined
- Identified: Funding source has been found, but not yet requested
- Applied: Grant or loan application has been submitted, or budget has been requested
- Awarded: Grant or loan has been offered but the contract has not yet been signed or budget has not yet been approved by Council
- Encumbered: Project contract has been signed and funds have been allocated to spend on the project

Wastewater/Collections Maintenance

Wind River Force Main Replacement

WWM-2020-44

Executive Summary

The existing 3200' of 6-inch Plastic (PVC) forcemain and 940' of 4' Plastic (PVC) was installed in 1990. This project will replace this PVC pipe with ductile iron pipe. Approximately 4,100-feet of forcemain will be replaced.

Project Justification

Older PVC forcemains are prone to splitting and failure. Replacing these pipes with ductile iron, increases the life expectancy of the forcemain and reduces the risk of the pipes failure and sewerage spilling to ground.

This project meets the following comprehensive plan goals and/or policies:

CFU 1 Adequate Public Facilities and Services

Location

Other Location

The forcemain to be replaced from Wind River lift station at Tusannon St. & Deschutes Dr.to Northwest Terrace Lift station on Riffle Club and Aubrey L Parkway .

Project Status

Active

Planning stage.

External Factors

None known at this time.

Maintenance

Maintenance of capital facilities, buildings and infrastructure has an impact on a Department's operating budget, and thus routine maintenance costs for new and ongoing projects are identified in the table below.

	2021	2022	2023	2024	2025	2026	Total
Expected Annual Maintenance	\$0	\$0	\$0	\$0	\$0	\$0	\$0

Maintenance Comments

I have moved this out 1 year- this is to replacement PVC pressure lines that fail.

Wastewater/Collections Maintenance

Wind River Force Main Replacement

WWM-2020-44

Spending

Project Phase	Prior Spending	2020	Estimated Spending							Total
			2021	2022	2023	2024	2025	2026	6 Year Total	
Construction	\$0	\$0	\$0	\$0	\$0	\$0	\$1,550,000	\$0	\$1,550,000	\$1,550,000
Design	\$0	\$0	\$0	\$0	\$0	\$150,000	\$0	\$0	\$150,000	\$150,000
Total	\$0	\$0	\$0	\$0	\$0	\$150,000	\$1,550,000	\$0	\$1,700,000	\$1,700,000

Funding

Funding Name	Source	Status*	Prior Funding	2020	Estimated Funding							Total
					2021	2022	2023	2024	2025	2026	6 Year Total	
Utility Rates-WWM Ops	Identified	Funded	\$0	\$0	\$0	\$0	\$0	\$0	\$150,000	\$1,550,000	\$1,700,000	\$1,700,000
Total			\$0	\$0	\$0	\$0	\$0	\$0	\$150,000	\$1,550,000	\$1,700,000	\$1,700,000

*Status definitions

- Unidentified: Funding source has not yet been determined
- Identified: Funding source has been found, but not yet requested
- Applied: Grant or loan application has been submitted, or budget has been requested
- Awarded: Grant or loan has been offered but the contract has not yet been signed or budget has not yet been approved by Council
- Encumbered: Project contract has been signed and funds have been allocated to spend on the project

Wastewater/Collections Vehicles and Equipment

1- 1 Ton Dump Truck 2023

WWM-2020-27

Executive Summary

This truck is used for a variety of small construction projects by multiple crews

Project Justification

To maintain, repair and rehabilitate sanitary and stormwater infrastructure

This project meets the following comprehensive plan goals and/or policies:

CFU 1.2 Operational Efficiency

Location

Other Location

909 E Sprague

Project Status

Active

Replacement of auxiliary vehicle for construction and service truck crews

External Factors

council action is required

Maintenance

Maintenance of capital facilities, buildings and infrastructure has an impact on a Department's operating budget, and thus routine maintenance costs for new and ongoing projects are identified in the table below.

	2021	2022	2023	2024	2025	2026	Total
Expected Annual Maintenance	\$0	\$0	\$0	\$0	\$0	\$0	\$0

Maintenance Comments

Wastewater/Collections Vehicles and Equipment

1- 1 Ton Dump Truck 2023

WWM-2020-27

Spending

Project Phase	Prior Spending	2020	Estimated Spending							Total
			2021	2022	2023	2024	2025	2026	6 Year Total	
Purchases	\$0	\$0	\$0	\$0	\$100,000	\$0	\$0	\$0	\$100,000	\$100,000
Total	\$0	\$0	\$0	\$0	\$100,000	\$0	\$0	\$0	\$100,000	\$100,000

Funding

Funding Name	Source	Status*	Prior Funding	2020	Estimated Funding							Total
					2021	2022	2023	2024	2025	2026	6 Year Total	
Utility Rates-WWM Ops	Identified	Funded	\$0	\$0	\$0	\$0	\$100,000	\$0	\$0	\$0	\$100,000	\$100,000
Total			\$0	\$0	\$0	\$0	\$100,000	\$0	\$0	\$0	\$100,000	\$100,000

*Status definitions

- Unidentified: Funding source has not yet been determined
- Identified: Funding source has been found, but not yet requested
- Applied: Grant or loan application has been submitted, or budget has been requested
- Awarded: Grant or loan has been offered but the contract has not yet been signed or budget has not yet been approved by Council
- Encumbered: Project contract has been signed and funds have been allocated to spend on the project

Wastewater/Collections Vehicles and Equipment

100 KW Generator 2024

WWM-2014-137

Executive Summary

This generator can be used for both Wastewater and Water Emergencies.

Project Justification

To maintain the capacity of the sewer pipes and to fill fresh water tanks during periods without power, such as the last wind storm.

This project meets the following comprehensive plan goals and/or policies:

CFU 1.2 Operational Efficiency, CFU 5.4 Groundwater CFU 3.4 Natural and Man-Made disasters

Location

Other Location

909 E. Sprague City Wide

Project Status

Active

New/replacement purchase

External Factors

Council approval for purchase

Maintenance

Maintenance of capital facilities, buildings and infrastructure has an impact on a Department’s operating budget, and thus routine maintenance costs for new and ongoing projects are identified in the table below.

	2021	2022	2023	2024	2025	2026	Total
Expected Annual Maintenance	\$0	\$0	\$0	\$0	\$0	\$0	\$0

Maintenance Comments

Wastewater/Collections Vehicles and Equipment

100 KW Generator 2024

WWM-2014-137

Spending

Project Phase	Prior Spending	2020	Estimated Spending							Total
			2021	2022	2023	2024	2025	2026	6 Year Total	
Purchases	\$0	\$0	\$0	\$0	\$0	\$100,000	\$0	\$0	\$100,000	\$100,000
Total	\$0	\$0	\$0	\$0	\$0	\$100,000	\$0	\$0	\$100,000	\$100,000

Funding

Funding Name	Source	Status*	Prior Funding	2020	Estimated Funding							Total
					2021	2022	2023	2024	2025	2026	6 Year Total	
Utility Rates-WWM Ops	Identified	Funded	\$0	\$0	\$0	\$0	\$0	\$100,000	\$0	\$0	\$100,000	\$100,000
Total			\$0	\$0	\$0	\$0	\$0	\$100,000	\$0	\$0	\$100,000	\$100,000

*Status definitions

- Unidentified: Funding source has not yet been determined
- Identified: Funding source has been found, but not yet requested
- Applied: Grant or loan application has been submitted, or budget has been requested
- Awarded: Grant or loan has been offered but the contract has not yet been signed or budget has not yet been approved by Council
- Encumbered: Project contract has been signed and funds have been allocated to spend on the project

Wastewater/Collections Vehicles and Equipment

2- 10 Yard Dump Trucks with Plows 2022

WWM-2018-28

Executive Summary

These trucks are used in the repair process of sanitary and storm sewer systems throughout the city and assist other departments with construction or snow removal requirements.

Project Justification

To maintain the integrity and the capacity of the Sanitary Sewer System.

This project meets the following comprehensive plan goals and/or policies:

CFU 1.3 Capital Facility and Utility Maintenance,1.3 Maintenance and CFU 5.4 Ground Water

Location

Other Location

909 E. Sprague - City Wide

Project Status

Active

Replacement vehicle purchase

External Factors

Council action is required to approve Enterprise Fund Rates in order to fully fund this project.

Maintenance

Maintenance of capital facilities, buildings and infrastructure has an impact on a Department’s operating budget, and thus routine maintenance costs for new and ongoing projects are identified in the table below.

	2021	2022	2023	2024	2025	2026	Total
Expected Annual Maintenance	\$0	\$0	\$0	\$0	\$0	\$0	\$0

Maintenance Comments

Wastewater/Collections Vehicles and Equipment
2- 10 Yard Dump Trucks with Plows 2022
WWM-2018-28

Spending

Project Phase	Prior Spending	2020	Estimated Spending							Total
			2021	2022	2023	2024	2025	2026	6 Year Total	
Purchases	\$0	\$0	\$0	\$550,000	\$0	\$0	\$0	\$0	\$550,000	\$550,000
Total	\$0	\$0	\$0	\$550,000	\$0	\$0	\$0	\$0	\$550,000	\$550,000

Funding

Funding Name	Source	Status*	Prior Funding	2020	Estimated Funding							Total
					2021	2022	2023	2024	2025	2026	6 Year Total	
Utility Rates-WWM Ops	Identified	Funded	\$0	\$0	\$0	\$550,000	\$0	\$0	\$0	\$0	\$550,000	\$550,000
Total			\$0	\$0	\$0	\$550,000	\$0	\$0	\$0	\$0	\$550,000	\$550,000

*Status definitions

- Unidentified: Funding source has not yet been determined
- Identified: Funding source has been found, but not yet requested
- Applied: Grant or loan application has been submitted, or budget has been requested
- Awarded: Grant or loan has been offered but the contract has not yet been signed or budget has not yet been approved by Council
- Encumbered: Project contract has been signed and funds have been allocated to spend on the project

Wastewater/Collections Vehicles and Equipment

2- Catch Basin Cleaners 2025

WWM-2019-20

Executive Summary

These trucks are used to clean Storm inlets throughout the city and assist other departments with construction or general pumping requirements.

Project Justification

To maintain the integrity and the capacity of the Storm System.

This project meets the following comprehensive plan goals and/or policies:

CFU 1.3 Capital Facilities and Utilities Maintenance, CFU 5.4 Ground Water

Location

Other Location

909 E. Sprague - City Wide

Project Status

Active

Replacement vehicle purchase

External Factors

Council action is required to approve Enterprise Fund Rates in order to fully fund this project.

Maintenance

Maintenance of capital facilities, buildings and infrastructure has an impact on a Department's operating budget, and thus routine maintenance costs for new and ongoing projects are identified in the table below.

	2021	2022	2023	2024	2025	2026	Total
Expected Annual Maintenance	\$0	\$0	\$0	\$0	\$0	\$0	\$0

Maintenance Comments

Wastewater/Collections Vehicles and Equipment

2- Catch Basin Cleaners 2025

WWM-2019-20

Spending

Project Phase	Prior Spending	2020	Estimated Spending							Total
			2021	2022	2023	2024	2025	2026	6 Year Total	
Purchases	\$0	\$0	\$0	\$0	\$0	\$0	\$1,000,000	\$0	\$1,000,000	\$1,000,000
Total	\$0	\$0	\$0	\$0	\$0	\$0	\$1,000,000	\$0	\$1,000,000	\$1,000,000

Funding

Funding Name	Source	Status*	Prior Funding	2020	Estimated Funding							Total
					2021	2022	2023	2024	2025	2026	6 Year Total	
Utility Rates-WWM Ops	Identified	Funded	\$0	\$0	\$0	\$0	\$0	\$0	\$1,000,000	\$0	\$1,000,000	\$1,000,000
Total			\$0	\$0	\$0	\$0	\$0	\$0	\$1,000,000	\$0	\$1,000,000	\$1,000,000

*Status definitions

- Unidentified: Funding source has not yet been determined
- Identified: Funding source has been found, but not yet requested
- Applied: Grant or loan application has been submitted, or budget has been requested
- Awarded: Grant or loan has been offered but the contract has not yet been signed or budget has not yet been approved by Council
- Encumbered: Project contract has been signed and funds have been allocated to spend on the project

Wastewater/Collections Vehicles and Equipment

2- Combination Sewer Cleaner 2024

WWM-2014-128

Executive Summary

These trucks are used to clean large sewer lines throughout the city and assist other departments with construction or general pumping requirements.

Project Justification

To maintain the integrity and the capacity of the Sanitary Sewer System.

This project meets the following comprehensive plan goals and/or policies:

CFU 1.3 capital Facilities and Utilities Maintenance and CFU 5.4 Ground Water

Location

Other Location

909 E. Sprague - City Wide

Project Status

Active

Replacement vehicle purchase

External Factors

Council action is required to approve Enterprise Fund Rates in order to fully fund this project.

Maintenance

Maintenance of capital facilities, buildings and infrastructure has an impact on a Department's operating budget, and thus routine maintenance costs for new and ongoing projects are identified in the table below.

	2021	2022	2023	2024	2025	2026	Total
Expected Annual Maintenance	\$0	\$0	\$0	\$0	\$0	\$0	\$0

Maintenance Comments

Wastewater/Collections Vehicles and Equipment

2- Combination Sewer Cleaner 2024

WWM-2014-128

Spending

Project Phase	Prior Spending	2020	Estimated Spending							Total
			2021	2022	2023	2024	2025	2026	6 Year Total	
Purchases	\$0	\$0	\$0	\$0	\$0	\$1,200,000	\$0	\$0	\$1,200,000	\$1,200,000
Total	\$0	\$0	\$0	\$0	\$0	\$1,200,000	\$0	\$0	\$1,200,000	\$1,200,000

Funding

Funding Name	Source	Status*	Prior Funding	2020	Estimated Funding							Total
					2021	2022	2023	2024	2025	2026	6 Year Total	
Utility Rates-WWM Ops	Identified	Funded	\$0	\$0	\$0	\$0	\$0	\$1,200,000	\$0	\$0	\$1,200,000	\$1,200,000
Total			\$0	\$0	\$0	\$0	\$0	\$1,200,000	\$0	\$0	\$1,200,000	\$1,200,000

*Status definitions

- Unidentified: Funding source has not yet been determined
- Identified: Funding source has been found, but not yet requested
- Applied: Grant or loan application has been submitted, or budget has been requested
- Awarded: Grant or loan has been offered but the contract has not yet been signed or budget has not yet been approved by Council
- Encumbered: Project contract has been signed and funds have been allocated to spend on the project

Wastewater/Collections Vehicles and Equipment

2- Mechanical Sewer Rodders 2026

WWM-2017-75

Executive Summary

Replace Equipment working on Storm and Sewer pipes

Project Justification

Maintain utilities for our customers

This project meets the following comprehensive plan goals and/or policies:

CFU 1.2 Operational Efficiency and CFU 5.4 Groundwater

Location

Other Location

909 E. Sprague

Project Status

Active

Replacement Vehicle

External Factors

Emergency response capabilities

Maintenance

Maintenance of capital facilities, buildings and infrastructure has an impact on a Department's operating budget, and thus routine maintenance costs for new and ongoing projects are identified in the table below.

	2021	2022	2023	2024	2025	2026	Total
Expected Annual Maintenance	\$0	\$0	\$0	\$0	\$0	\$0	\$0

Maintenance Comments

Wastewater/Collections Vehicles and Equipment

2- Mechanical Sewer Rodders 2026

WWM-2017-75

Spending

Project Phase	Prior Spending	2020	Estimated Spending							Total
			2021	2022	2023	2024	2025	2026	6 Year Total	
Purchases	\$0	\$0	\$0	\$0	\$0	\$0	\$0	\$700,000	\$700,000	\$700,000
Total	\$0	\$0	\$0	\$0	\$0	\$0	\$0	\$700,000	\$700,000	\$700,000

Funding

Funding Name	Source	Status*	Prior Funding	2020	Estimated Funding							Total
					2021	2022	2023	2024	2025	2026	6 Year Total	
Utility Rates-WWM Ops	Identified	Funded	\$0	\$0	\$0	\$0	\$0	\$0	\$0	\$700,000	\$700,000	\$700,000
Total			\$0	\$0	\$0	\$0	\$0	\$0	\$0	\$700,000	\$700,000	\$700,000

*Status definitions

- Unidentified: Funding source has not yet been determined
- Identified: Funding source has been found, but not yet requested
- Applied: Grant or loan application has been submitted, or budget has been requested
- Awarded: Grant or loan has been offered but the contract has not yet been signed or budget has not yet been approved by Council
- Encumbered: Project contract has been signed and funds have been allocated to spend on the project

Wastewater/Collections Vehicles and Equipment

Closed Circuit Television Inspection Truck 2022

WWM-2016-110

Executive Summary

This truck is used to inspect all new Storm and Sanitary sewer pipes as well as routine inspection of existing infrastructure for blockages and structural condition.

Project Justification

To maintain the capacity and integrity of the wastewater collection system.

This project meets the following comprehensive plan goals and/or policies:

CFU 1.2 Operational Efficiency and CFU 5.4 Groundwater

Location

Other Location

909 E. Sprague

Project Status

Active

Replacement vehicle

External Factors

Council action is required to approve Enterprise Fund Rates in order to fully fund this project.

Maintenance

Maintenance of capital facilities, buildings and infrastructure has an impact on a Department's operating budget, and thus routine maintenance costs for new and ongoing projects are identified in the table below.

	2021	2022	2023	2024	2025	2026	Total
Expected Annual Maintenance	\$0	\$0	\$0	\$0	\$0	\$0	\$0

Maintenance Comments

Wastewater/Collections Vehicles and Equipment

Closed Circuit Television Inspection Truck 2022

WWM-2016-110

Spending

Project Phase	Prior Spending	2020	Estimated Spending							Total
			2021	2022	2023	2024	2025	2026	6 Year Total	
Purchases	\$0	\$0	\$0	\$350,000	\$0	\$0	\$0	\$0	\$350,000	\$350,000
Total	\$0	\$0	\$0	\$350,000	\$0	\$0	\$0	\$0	\$350,000	\$350,000

Funding

Funding Name	Source	Status*	Prior Funding	2020	Estimated Funding							Total
					2021	2022	2023	2024	2025	2026	6 Year Total	
Utility Rates-WWM Ops	Identified	Funded	\$0	\$0	\$0	\$350,000	\$0	\$0	\$0	\$0	\$350,000	\$350,000
Total			\$0	\$0	\$0	\$350,000	\$0	\$0	\$0	\$0	\$350,000	\$350,000

- *Status definitions
- Unidentified: Funding source has not yet been determined
 - Identified: Funding source has been found, but not yet requested
 - Applied: Grant or loan application has been submitted, or budget has been requested
 - Awarded: Grant or loan has been offered but the contract has not yet been signed or budget has not yet been approved by Council
 - Encumbered: Project contract has been signed and funds have been allocated to spend on the project

Wastewater/Collections Vehicles and Equipment

Closed Circuit Television Inspection Truck 2023

WWM-2016-111

Executive Summary

This truck is used to inspect all new Storm and Sanitary sewer pipes as well as routine inspection of existing infrastructure for blockages and structural condition.

Project Justification

To maintain the capacity and integrity of the wastewater collection system.

This project meets the following comprehensive plan goals and/or policies:

CFU 1.2 Operational Efficiency and CFU 5.4 Groundwater

Location

Other Location

909 E. Sprague

Project Status

Active

Replacement vehicle

External Factors

Council action is required to approve Enterprise Fund Rates in order to fully fund this project.

Maintenance

Maintenance of capital facilities, buildings and infrastructure has an impact on a Department's operating budget, and thus routine maintenance costs for new and ongoing projects are identified in the table below.

	2021	2022	2023	2024	2025	2026	Total
Expected Annual Maintenance	\$0	\$0	\$0	\$0	\$0	\$0	\$0

Maintenance Comments

Wastewater/Collections Vehicles and Equipment

Closed Circuit Television Inspection Truck 2023

WWM-2016-111

Spending

Project Phase	Prior Spending	2020	Estimated Spending							Total
			2021	2022	2023	2024	2025	2026	6 Year Total	
Purchases	\$0	\$0	\$0	\$0	\$350,000	\$0	\$0	\$0	\$350,000	\$350,000
Total	\$0	\$0	\$0	\$0	\$350,000	\$0	\$0	\$0	\$350,000	\$350,000

Funding

Funding Name	Source	Status*	Prior Funding	2020	Estimated Funding							Total
					2021	2022	2023	2024	2025	2026	6 Year Total	
Utility Rates-WWM Ops	Identified	Funded	\$0	\$0	\$0	\$0	\$350,000	\$0	\$0	\$0	\$350,000	\$350,000
Total			\$0	\$0	\$0	\$0	\$350,000	\$0	\$0	\$0	\$350,000	\$350,000

- *Status definitions
- Unidentified: Funding source has not yet been determined
 - Identified: Funding source has been found, but not yet requested
 - Applied: Grant or loan application has been submitted, or budget has been requested
 - Awarded: Grant or loan has been offered but the contract has not yet been signed or budget has not yet been approved by Council
 - Encumbered: Project contract has been signed and funds have been allocated to spend on the project

Wastewater/Collections Vehicles and Equipment

Const. Crew Hydro Excavator 2021 #1

WWM-2015-113

Executive Summary

Replacement Truck works on Water, Sewer and Stormwater infrastructure.

Project Justification

To maintain utilities by cleaning around without damaging buried pipes. There are many excavations that other utilities are in such close proximity or cross our utility that require a less evasive excavation so not to damage the other utilities.

This project meets the following comprehensive plan goals and/or policies:

CFU 1.2 Operational Efficiency and CFU 5.4 Groundwater

Location

Other Location

909 E. Sprague

Project Status

Active

replacement/future purchase

External Factors

Emergency response capabilities

Maintenance

Maintenance of capital facilities, buildings and infrastructure has an impact on a Department's operating budget, and thus routine maintenance costs for new and ongoing projects are identified in the table below.

	2021	2022	2023	2024	2025	2026	Total
Expected Annual Maintenance	\$0	\$0	\$0	\$0	\$0	\$0	\$0

Maintenance Comments

Wastewater/Collections Vehicles and Equipment

Const. Crew Hydro Excavator 2021 #1

WWM-2015-113

Spending

Project Phase	Prior Spending	2020	Estimated Spending							Total
			2021	2022	2023	2024	2025	2026	6 Year Total	
Purchases	\$0	\$0	\$600,000	\$0	\$0	\$0	\$0	\$0	\$600,000	\$600,000
Total	\$0	\$0	\$600,000	\$0	\$0	\$0	\$0	\$0	\$600,000	\$600,000

Funding

Funding Name	Source	Status*	Prior Funding	2020	Estimated Funding							Total
					2021	2022	2023	2024	2025	2026	6 Year Total	
Utility Rates-WWM Ops	Identified	Funded	\$0	\$0	\$600,000	\$0	\$0	\$0	\$0	\$0	\$600,000	\$600,000
Total			\$0	\$0	\$600,000	\$0	\$0	\$0	\$0	\$0	\$600,000	\$600,000

*Status definitions

- Unidentified: Funding source has not yet been determined
- Identified: Funding source has been found, but not yet requested
- Applied: Grant or loan application has been submitted, or budget has been requested
- Awarded: Grant or loan has been offered but the contract has not yet been signed or budget has not yet been approved by Council
- Encumbered: Project contract has been signed and funds have been allocated to spend on the project

Wastewater/Collections Vehicles and Equipment

Const. Crew Hydro Excavator 2021 #2

WWM-2016-106

Executive Summary

Replacement Truck works on Water, Sewer and Stormwater infrastructure.

Project Justification

Maintain utilities by cleaning around without damaging buried pipes. There are many excavations that other utilities are in such close proximity or cross our utility that require a less evasive excavation so not to damage the other utilities.

This project meets the following comprehensive plan goals and/or policies:

CFU 1.2 Operational Efficiency and CFU 5.4 Groundwater

Location

Other Location

909 E. Sprague

Project Status

Active

future purchase

External Factors

Emergency response capabilities

Maintenance

Maintenance of capital facilities, buildings and infrastructure has an impact on a Department's operating budget, and thus routine maintenance costs for new and ongoing projects are identified in the table below.

	2021	2022	2023	2024	2025	2026	Total
Expected Annual Maintenance	\$0	\$0	\$0	\$0	\$0	\$0	\$0

Maintenance Comments

Wastewater/Collections Vehicles and Equipment**Const. Crew Hydro Excavator 2021 #2**

WWM-2016-106

Spending

Project Phase	Prior Spending	2020	Estimated Spending							Total
			2021	2022	2023	2024	2025	2026	6 Year Total	
Purchases	\$0	\$0	\$600,000	\$0	\$0	\$0	\$0	\$0	\$600,000	\$600,000
Total	\$0	\$0	\$600,000	\$0	\$0	\$0	\$0	\$0	\$600,000	\$600,000

Funding

Funding Name	Source	Status*	Prior Funding	2020	Estimated Funding							Total
					2021	2022	2023	2024	2025	2026	6 Year Total	
Utility Rates-WWM Ops	Identified	Funded	\$0	\$0	\$600,000	\$0	\$0	\$0	\$0	\$0	\$600,000	\$600,000
Total			\$0	\$0	\$600,000	\$0	\$0	\$0	\$0	\$0	\$600,000	\$600,000

***Status definitions**

- Unidentified: Funding source has not yet been determined
- Identified: Funding source has been found, but not yet requested
- Applied: Grant or loan application has been submitted, or budget has been requested
- Awarded: Grant or loan has been offered but the contract has not yet been signed or budget has not yet been approved by Council
- Encumbered: Project contract has been signed and funds have been allocated to spend on the project

Wastewater/Collections Vehicles and Equipment**Forklift 2021**

WWM-2016-114

Executive Summary

This forklift is used in the warehouse and to load and unload rings and covers, rod and piping.

Project Justification

The forklift is necessary to maintain the capacity of the existing infrastructure.

This project meets the following comprehensive plan goals and/or policies:

CFU 1.2 Operational Efficiency and CFU 5.4 Groundwater

Location

Other Location

909 E. Sprague

Project Status

Active

Replacement Vehicle- Changing from a 2020 purchase to a 2021 purchase due to Covid-19 budget restraints

External Factors

Council action is required to approve Enterprise Fund Rates in order to fully fund this project.

Maintenance

Maintenance of capital facilities, buildings and infrastructure has an impact on a Department's operating budget, and thus routine maintenance costs for new and ongoing projects are identified in the table below.

	2021	2022	2023	2024	2025	2026	Total
Expected Annual Maintenance	\$0	\$0	\$0	\$0	\$0	\$0	\$0

Maintenance Comments

Wastewater/Collections Vehicles and Equipment

Forklift 2021

WWM-2016-114

Spending

Project Phase	Prior Spending	2020	Estimated Spending							Total
			2021	2022	2023	2024	2025	2026	6 Year Total	
Purchases	\$0	\$0	\$100,000	\$0	\$0	\$0	\$0	\$0	\$100,000	\$100,000
Total	\$0	\$0	\$100,000	\$0	\$0	\$0	\$0	\$0	\$100,000	\$100,000

Funding

Funding Name	Source	Status*	Prior Funding	2020	Estimated Funding							Total
					2021	2022	2023	2024	2025	2026	6 Year Total	
Utility Rates-WWM Ops	Identified	Funded	\$0	\$0	\$100,000	\$0	\$0	\$0	\$0	\$0	\$100,000	\$100,000
Total			\$0	\$0	\$100,000	\$0	\$0	\$0	\$0	\$0	\$100,000	\$100,000

*Status definitions

- Unidentified: Funding source has not yet been determined
- Identified: Funding source has been found, but not yet requested
- Applied: Grant or loan application has been submitted, or budget has been requested
- Awarded: Grant or loan has been offered but the contract has not yet been signed or budget has not yet been approved by Council
- Encumbered: Project contract has been signed and funds have been allocated to spend on the project

Wastewater/Collections Vehicles and Equipment

Heavy Construction Equipment- Backhoe 2025

WWM-2019-21

Executive Summary

This equipment is used to maintain and rehabilitate our existing sanitary and stormwater collection systems.

Project Justification

To maintain the capacity of the aging wastewater and stormwater collection systems.

This project meets the following comprehensive plan goals and/or policies:

CFU 1.2 Operational Efficiency, CFU 1.3 Maintenance and CFU 5.4 Groundwater

Location

Other Location

909 E. Sprague

Project Status

Active

Replacement Vehicle

External Factors

Council action is required to approve Enterprise Fund Rates in order to fully fund this project.

Maintenance

Maintenance of capital facilities, buildings and infrastructure has an impact on a Department's operating budget, and thus routine maintenance costs for new and ongoing projects are identified in the table below.

	2021	2022	2023	2024	2025	2026	Total
Expected Annual Maintenance	\$0	\$0	\$0	\$0	\$0	\$0	\$0

Maintenance Comments

Wastewater/Collections Vehicles and Equipment

Heavy Construction Equipment- Backhoe 2025

WWM-2019-21

Spending

Project Phase	Prior Spending	2020	Estimated Spending							Total
			2021	2022	2023	2024	2025	2026	6 Year Total	
Purchases	\$0	\$0	\$0	\$0	\$0	\$0	\$150,000	\$0	\$150,000	\$150,000
Total	\$0	\$0	\$0	\$0	\$0	\$0	\$150,000	\$0	\$150,000	\$150,000

Funding

Funding Name	Source	Status*	Prior Funding	2020	Estimated Funding							Total
					2021	2022	2023	2024	2025	2026	6 Year Total	
Utility Rates-WWM Ops	Identified	Funded	\$0	\$0	\$0	\$0	\$0	\$0	\$150,000	\$0	\$150,000	\$150,000
Total			\$0	\$0	\$0	\$0	\$0	\$0	\$150,000	\$0	\$150,000	\$150,000

- *Status definitions
- Unidentified: Funding source has not yet been determined
 - Identified: Funding source has been found, but not yet requested
 - Applied: Grant or loan application has been submitted, or budget has been requested
 - Awarded: Grant or loan has been offered but the contract has not yet been signed or budget has not yet been approved by Council
 - Encumbered: Project contract has been signed and funds have been allocated to spend on the project

Wastewater/Collections Vehicles and Equipment

Heavy Construction Equipment- Loader 2023

WWM-2017-68

Executive Summary

This equipment is used to maintain and rehabilitate our existing sanitary sewer and stormwater collection systems. Also used in the citywide snow removal

Project Justification

To maintain the capacity of the existing collection systems.

This project meets the following comprehensive plan goals and/or policies:

CFU 1.2 Operational Efficiency, CFU 1.3 Maintenance and CFU 5.4 Groundwater

Location

Other Location

909 E. Sprague

Project Status

Active

Replacement Vehicle

External Factors

Council action is required to approve Enterprise Fund Rates in order to fully fund this project.

Maintenance

Maintenance of capital facilities, buildings and infrastructure has an impact on a Department's operating budget, and thus routine maintenance costs for new and ongoing projects are identified in the table below.

	2021	2022	2023	2024	2025	2026	Total
Expected Annual Maintenance	\$0	\$0	\$0	\$0	\$0	\$0	\$0

Maintenance Comments

Wastewater/Collections Vehicles and Equipment

Heavy Construction Equipment- Loader 2023

WWM-2017-68

Spending

Project Phase	Prior Spending	2020	Estimated Spending							Total
			2021	2022	2023	2024	2025	2026	6 Year Total	
Purchases	\$0	\$0	\$0	\$0	\$250,000	\$0	\$0	\$0	\$250,000	\$250,000
Total	\$0	\$0	\$0	\$0	\$250,000	\$0	\$0	\$0	\$250,000	\$250,000

Funding

Funding Name	Source	Status*	Prior Funding	2020	Estimated Funding							Total
					2021	2022	2023	2024	2025	2026	6 Year Total	
Utility Rates-WWM Ops	Identified	Funded	\$0	\$0	\$0	\$0	\$250,000	\$0	\$0	\$0	\$250,000	\$250,000
Total			\$0	\$0	\$0	\$0	\$250,000	\$0	\$0	\$0	\$250,000	\$250,000

- *Status definitions
- Unidentified: Funding source has not yet been determined
 - Identified: Funding source has been found, but not yet requested
 - Applied: Grant or loan application has been submitted, or budget has been requested
 - Awarded: Grant or loan has been offered but the contract has not yet been signed or budget has not yet been approved by Council
 - Encumbered: Project contract has been signed and funds have been allocated to spend on the project

Wastewater/Collections Vehicles and Equipment

Heavy Construction Van- 2023

WWM-2020-30

Executive Summary

This vehicle is used to carry construction equipment, supplies and safety equipment to jobsite for the construction crew to work out of while repairing and rehabilitating our existing sanitary and stormwater collection systems.

Project Justification

To maintain the capacity of the aging wastewater and stormwater collection systems.

This project meets the following comprehensive plan goals and/or policies:

CFU 1.2 Operational Efficiency, CFU 1.3 Maintenance and CFU 5.4 Groundwater

Location

Other Location

909 E. Sprague

Project Status

Active

Replacement Vehicle

External Factors

Council action is required to approve enterprise fund rates in order to fully fund this project.

Maintenance

Maintenance of capital facilities, buildings and infrastructure has an impact on a Department's operating budget, and thus routine maintenance costs for new and ongoing projects are identified in the table below.

	2021	2022	2023	2024	2025	2026	Total
Expected Annual Maintenance	\$0	\$0	\$0	\$0	\$0	\$0	\$0

Maintenance Comments

Wastewater/Collections Vehicles and Equipment

Heavy Construction Van- 2023

WWM-2020-30

Spending

Project Phase	Prior Spending	2020	Estimated Spending							Total
			2021	2022	2023	2024	2025	2026	6 Year Total	
Purchases	\$0	\$0	\$0	\$0	\$300,000	\$0	\$0	\$0	\$300,000	\$300,000
Total	\$0	\$0	\$0	\$0	\$300,000	\$0	\$0	\$0	\$300,000	\$300,000

Funding

Funding Name	Source	Status*	Prior Funding	2020	Estimated Funding							Total
					2021	2022	2023	2024	2025	2026	6 Year Total	
Utility Rates-WWM Ops	Identified	Funded	\$0	\$0	\$0	\$0	\$300,000	\$0	\$0	\$0	\$300,000	\$300,000
Total			\$0	\$0	\$0	\$0	\$300,000	\$0	\$0	\$0	\$300,000	\$300,000

*Status definitions

- Unidentified: Funding source has not yet been determined
- Identified: Funding source has been found, but not yet requested
- Applied: Grant or loan application has been submitted, or budget has been requested
- Awarded: Grant or loan has been offered but the contract has not yet been signed or budget has not yet been approved by Council
- Encumbered: Project contract has been signed and funds have been allocated to spend on the project

Wastewater/Collections Vehicles and Equipment

Heavy Construction Van- 2026

WWM-2020-31

Executive Summary

This vehicle is used to carry construction equipment, supplies and safety equipment to jobsite for the construction crew to work out of while repairing and rehabilitating our existing sanitary and stormwater collection systems.

Project Justification

To maintain the capacity of the aging wastewater and stormwater collection systems.

This project meets the following comprehensive plan goals and/or policies:

CFU 1.2 Operational Efficiency, CFU 1.3 Maintenance and CFU 5.4 Groundwater

Location

Other Location

909 E. Sprague

Project Status

Active

Replacement Vehicle

External Factors

Council action is required to approve enterprise fund rates in order to fully fund this project.

Maintenance

Maintenance of capital facilities, buildings and infrastructure has an impact on a Department’s operating budget, and thus routine maintenance costs for new and ongoing projects are identified in the table below.

	2021	2022	2023	2024	2025	2026	Total
Expected Annual Maintenance	\$0	\$0	\$0	\$0	\$0	\$0	\$0

Maintenance Comments

Wastewater/Collections Vehicles and Equipment

Heavy Construction Van- 2026

WWM-2020-31

Spending

Project Phase	Prior Spending	2020	Estimated Spending							Total
			2021	2022	2023	2024	2025	2026	6 Year Total	
Purchases	\$0	\$0	\$0	\$0	\$0	\$0	\$0	\$300,000	\$300,000	\$300,000
Total	\$0	\$0	\$0	\$0	\$0	\$0	\$0	\$300,000	\$300,000	\$300,000

Funding

Funding Name	Source	Status*	Prior Funding	2020	Estimated Funding							Total
					2021	2022	2023	2024	2025	2026	6 Year Total	
Utility Rates-WWM Ops	Identified	Funded	\$0	\$0	\$0	\$0	\$0	\$0	\$0	\$300,000	\$300,000	\$300,000
Total			\$0	\$0	\$0	\$0	\$0	\$0	\$0	\$300,000	\$300,000	\$300,000

*Status definitions

- Unidentified: Funding source has not yet been determined
- Identified: Funding source has been found, but not yet requested
- Applied: Grant or loan application has been submitted, or budget has been requested
- Awarded: Grant or loan has been offered but the contract has not yet been signed or budget has not yet been approved by Council
- Encumbered: Project contract has been signed and funds have been allocated to spend on the project

Wastewater/Collections Vehicles and Equipment

Jet Rodder 2022

WWM-2016-112

Executive Summary

This truck is used for cleaning roots and debris from the sanitary sewer and stormwater collection systems.

Project Justification

To maintain the capacity of the existing sanitary and stormwater infrastructure.

This project meets the following comprehensive plan goals and/or policies:

CFU 1.2 Operational Efficiency and CFU 5.4 Groundwater

Location

Other Location

909 E. Sprague

Project Status

Active

Replacement Vehicle

External Factors

Council action is required to approve Enterprise Fund Rates in order to fully fund this project.

Maintenance

Maintenance of capital facilities, buildings and infrastructure has an impact on a Department's operating budget, and thus routine maintenance costs for new and ongoing projects are identified in the table below.

	2021	2022	2023	2024	2025	2026	Total
Expected Annual Maintenance	\$0	\$0	\$0	\$0	\$0	\$0	\$0

Maintenance Comments

Wastewater/Collections Vehicles and Equipment**Jet Rodder 2022**

WWM-2016-112

Spending

Project Phase	Prior Spending	2020	Estimated Spending							Total
			2021	2022	2023	2024	2025	2026	6 Year Total	
Purchases	\$0	\$0	\$0	\$375,000	\$0	\$0	\$0	\$0	\$375,000	\$375,000
Total	\$0	\$0	\$0	\$375,000	\$0	\$0	\$0	\$0	\$375,000	\$375,000

Funding

Funding Name	Source	Status*	Prior Funding	2020	Estimated Funding							Total
					2021	2022	2023	2024	2025	2026	6 Year Total	
Utility Rates-WWM Ops	Identified	Funded	\$0	\$0	\$0	\$375,000	\$0	\$0	\$0	\$0	\$375,000	\$375,000
Total			\$0	\$0	\$0	\$375,000	\$0	\$0	\$0	\$0	\$375,000	\$375,000

***Status definitions**

- Unidentified: Funding source has not yet been determined
- Identified: Funding source has been found, but not yet requested
- Applied: Grant or loan application has been submitted, or budget has been requested
- Awarded: Grant or loan has been offered but the contract has not yet been signed or budget has not yet been approved by Council
- Encumbered: Project contract has been signed and funds have been allocated to spend on the project

Wastewater/Collections Vehicles and Equipment

Skidsteer - 2026

WWM-2020-28

Executive Summary

This equipment is used to maintain and rehabilitate our existing sanitary and stormwater collections systems

Project Justification

This equipment helps us to maintain the capacity of our aging wastewater and stormwater collections systems

This project meets the following comprehensive plan goals and/or policies:

CFU 1.2 Operational Efficiency, CFU 1.3 Maintenance and CFU 5.4 Groundwater

Location

Other Location

909 E Sprague

Project Status

Active

Replacement Equipment

External Factors

Council actions is required to approve Enterprise fund rates in order to fully fund this project

Maintenance

Maintenance of capital facilities, buildings and infrastructure has an impact on a Department's operating budget, and thus routine maintenance costs for new and ongoing projects are identified in the table below.

	2021	2022	2023	2024	2025	2026	Total
Expected Annual Maintenance	\$0	\$0	\$0	\$0	\$0	\$0	\$0

Maintenance Comments

Wastewater/Collections Vehicles and Equipment

Skidsteer - 2026

WWM-2020-28

Spending

Project Phase	Prior Spending	2020	Estimated Spending							Total
			2021	2022	2023	2024	2025	2026	6 Year Total	
Purchases	\$0	\$0	\$0	\$0	\$0	\$0	\$0	\$125,000	\$125,000	\$125,000
Total	\$0	\$0	\$0	\$0	\$0	\$0	\$0	\$125,000	\$125,000	\$125,000

Funding

Funding Name	Source	Status*	Prior Funding	2020	Estimated Funding							Total
					2021	2022	2023	2024	2025	2026	6 Year Total	
Utility Rates-WWM Ops	Identified	Funded	\$0	\$0	\$0	\$0	\$0	\$0	\$0	\$125,000	\$125,000	\$125,000
Total			\$0	\$0	\$0	\$0	\$0	\$0	\$0	\$125,000	\$125,000	\$125,000

*Status definitions

- Unidentified: Funding source has not yet been determined
- Identified: Funding source has been found, but not yet requested
- Applied: Grant or loan application has been submitted, or budget has been requested
- Awarded: Grant or loan has been offered but the contract has not yet been signed or budget has not yet been approved by Council
- Encumbered: Project contract has been signed and funds have been allocated to spend on the project

Wastewater/RPWRF Capital

Aubrey L White Parkway Reconstruction

WWM-2017-29

Executive Summary

Reconstruction of Aubrey L White Parkway from its intersection with Downriver Drive to the Riverside Park Reclamation Facility entrance.

Project Justification

The existing roadway is in poor condition, and the heavy construction traffic that will use it over the next few years is expected to damage it further. This project will reconstruct the roadway after the plant construction has been completed. The roadway surface will be cross sloped to the northeast to protect the I-02 Interceptor by preventing runoff over the shoulder that has twice threatened the integrity of the critical pipe. Project includes a concrete gutter along the base of an existing historic rock wall to convey runoff and any surface sewage flows safely to RPWRF without undermining the wall or the I-02 Interceptor. Project may also include I-02 bypass vault at Gate 4 and a 'purple pipe' force main for future potential reclaimed water to the Downriver Golf Course. Project further includes fiber-optic cable and conduit to accommodate electrical and/or communication infrastructure for SCADA.

This project meets the following comprehensive plan goals and/or policies:

CFU 1 Adequate Public Facilities and Services. This project will maintain adequate public street to protect and existing facility. CFU 1.3 Maintenance. This project will rehabilitate an existing capital facility.

Location

Other Location

Riverside Park Water Reclamation Facility

Project Status

Active

Project is in the planning stage.

External Factors

The roadway is to be reconstructed after the WWTP on-site construction has been completed.

Maintenance

Maintenance of capital facilities, buildings and infrastructure has an impact on a Department's operating budget, and thus routine maintenance costs for new and ongoing projects are identified in the table below.

	2021	2022	2023	2024	2025	2026	Total
Expected Annual Maintenance	\$0	\$0	\$0	\$0	\$0	\$0	\$0

Maintenance Comments

Wastewater/RPWRF Capital

Aubrey L White Parkway Reconstruction

WWM-2017-29

Spending

Project Phase	Prior Spending	2020	Estimated Spending							Total
			2021	2022	2023	2024	2025	2026	6 Year Total	
Construction	\$0	\$0	\$0	\$0	\$1,350,000	\$0	\$0	\$0	\$1,350,000	\$1,350,000
Design	\$0	\$0	\$0	\$150,000	\$0	\$0	\$0	\$0	\$150,000	\$150,000
Total	\$0	\$0	\$0	\$150,000	\$1,350,000	\$0	\$0	\$0	\$1,500,000	\$1,500,000

Funding

Funding Name	Source	Status*	Prior Funding	2020	Estimated Funding							Total
					2021	2022	2023	2024	2025	2026	6 Year Total	
Utility Rates-IC	Local	Funded	\$0	\$0	\$0	\$150,000	\$1,350,000	\$0	\$0	\$0	\$1,500,000	\$1,500,000
Total			\$0	\$0	\$0	\$150,000	\$1,350,000	\$0	\$0	\$0	\$1,500,000	\$1,500,000

- *Status definitions
- Unidentified: Funding source has not yet been determined
 - Identified: Funding source has been found, but not yet requested
 - Applied: Grant or loan application has been submitted, or budget has been requested
 - Awarded: Grant or loan has been offered but the contract has not yet been signed or budget has not yet been approved by Council
 - Encumbered: Project contract has been signed and funds have been allocated to spend on the project

Wastewater/RPWRF Capital

Francis and Assembly Lift Station Improvements

WWM-2020-65

Executive Summary

The project will replace existing pumps, motors and MCCs within the existing station.

Project Justification

The equipment and controls at the lift station are beyond their useful life and need to be replaced.

This project meets the following comprehensive plan goals and/or policies:

CFU 1.2 Operational Efficiency: This project improves the operational efficiency of the sewer system. CFU 1.3 Maintenance: This project maintains an existing asset.

Location

Other Location

The lift station is west of the intersection of Francis and Assembly.

Project Status

Active

Planning.

External Factors

Maintenance

Maintenance of capital facilities, buildings and infrastructure has an impact on a Department’s operating budget, and thus routine maintenance costs for new and ongoing projects are identified in the table below.

	2021	2022	2023	2024	2025	2026	Total
Expected Annual Maintenance	\$0	\$0	\$0	\$0	\$0	\$0	\$0

Maintenance Comments

Wastewater/RPWRF Capital

Francis and Assembly Lift Station Improvements

WWM-2020-65

Spending

Project Phase	Prior Spending	2020	Estimated Spending							Total
			2021	2022	2023	2024	2025	2026	6 Year Total	
Construction	\$0	\$0	\$0	\$0	\$0	\$0	\$0	\$500,000	\$500,000	\$500,000
Design	\$0	\$0	\$0	\$0	\$0	\$0	\$50,000	\$0	\$50,000	\$50,000
Total	\$0	\$0	\$0	\$0	\$0	\$0	\$50,000	\$500,000	\$550,000	\$550,000

Funding

Funding Name	Source	Status*	Prior Funding	2020	Estimated Funding							Total
					2021	2022	2023	2024	2025	2026	6 Year Total	
Utility Rates-IC	Local	Funded	\$0	\$0	\$0	\$0	\$0	\$0	\$50,000	\$500,000	\$550,000	\$550,000
Total			\$0	\$0	\$0	\$0	\$0	\$0	\$50,000	\$500,000	\$550,000	\$550,000

- *Status definitions
- Unidentified: Funding source has not yet been determined
 - Identified: Funding source has been found, but not yet requested
 - Applied: Grant or loan application has been submitted, or budget has been requested
 - Awarded: Grant or loan has been offered but the contract has not yet been signed or budget has not yet been approved by Council
 - Encumbered: Project contract has been signed and funds have been allocated to spend on the project

Wastewater/RPWRF Capital

Headworks Building and Grit Chambers Odor Control System

WWM-2016-130

Executive Summary

Construction of odor control system for the Headworks Building and the Grit Chambers.

Project Justification

The Headworks Building is where raw wastewater enters the AWWTP. The wastewater then passes into the grit chambers next. The wastewater has only begun the treatment process at this point and carries with it strong odors. This project will construct air handling systems which will scrub the odors from the air exiting the Headworks and the Grit Chambers. This is one of the last areas of the plant to have odor control installed.

This project meets the following comprehensive plan goals and/or policies:

Capital Facilities and Utilities: CFU1,Adequate Public Facilities and Services,CFU2,Concurrency,CFU3 Coordination,CFU4, Service Provision,CFU5, Environmental Concerns

Location

Other Location

Riverside Park Water Reclamation Facility

Project Status

Active

This project is in the planning phase. Previous designs will also be evaluated and updated.

External Factors

Maintenance

Maintenance of capital facilities, buildings and infrastructure has an impact on a Department’s operating budget, and thus routine maintenance costs for new and ongoing projects are identified in the table below.

	2021	2022	2023	2024	2025	2026	Total
Expected Annual Maintenance	\$0	\$0	\$0	\$0	\$0	\$0	\$0

Maintenance Comments

Wastewater/RPWRF Capital

Headworks Building and Grit Chambers Odor Control System

WWM-2016-130

Spending

Project Phase	Prior Spending	2020	Estimated Spending							Total
			2021	2022	2023	2024	2025	2026	6 Year Total	
Construction	\$0	\$0	\$0	\$0	\$2,000,000	\$0	\$0	\$0	\$2,000,000	\$2,000,000
Total	\$0	\$0	\$0	\$0	\$2,000,000	\$0	\$0	\$0	\$2,000,000	\$2,000,000

Funding

Funding Name	Source	Status*	Prior Funding	2020	Estimated Funding							Total
					2021	2022	2023	2024	2025	2026	6 Year Total	
Utility Rates-RPWRF Ops	Local	Funded	\$0	\$0	\$0	\$0	\$2,000,000	\$0	\$0	\$0	\$2,000,000	\$2,000,000
Total			\$0	\$0	\$0	\$0	\$2,000,000	\$0	\$0	\$0	\$2,000,000	\$2,000,000

- *Status definitions
- Unidentified: Funding source has not yet been determined
 - Identified: Funding source has been found, but not yet requested
 - Applied: Grant or loan application has been submitted, or budget has been requested
 - Awarded: Grant or loan has been offered but the contract has not yet been signed or budget has not yet been approved by Council
 - Encumbered: Project contract has been signed and funds have been allocated to spend on the project

Wastewater/RPWRF Capital**Next Level of Treatment (NLT) Membrane Facility**

WWM-2015-86

Executive Summary

Membrane Filtration is required at the Riverside Park Water Reclamation Facility to meet the Waste Discharge Permit issued by Ecology. NLT Phase II provides design, construction management and construction of the Membrane Facility, followed by startup; and commissioning.

Project Justification

This project is required to achieve compliance with Ecology's Total Maximum Daily Load (TMDL) for dissolved oxygen in the Spokane River and Long Lake by the removal of phosphorus. Phase 2 projects include splitter box and yard piping, drum screens, flash tanks, mixers, NLT system purchase and delivery, and NLT balance of plant as well as associated design costs, program management, construction management, sales tax, and GCCM required contingencies.

This project meets the following comprehensive plan goals and/or policies:

CFU 1.1 - Level of Service; CFU 1.2 - Operational Efficiency; CFU 1.3 - Maintenance; 1.6 Regulation Changes

Location

Other Location

Riverside Park Water Reclamation Facility

Project Status

Active

Design has started.Combined with NLT 1

External Factors

The TMDL requires compliance in 2021.

Maintenance

Maintenance of capital facilities, buildings and infrastructure has an impact on a Department's operating budget, and thus routine maintenance costs for new and ongoing projects are identified in the table below.

	2021	2022	2023	2024	2025	2026	Total
Expected Annual Maintenance	\$0	\$0	\$0	\$0	\$0	\$0	\$0

Maintenance Comments

A variety of chemicals are used to clean the NLT membrane facility.

Wastewater/RPWRF Capital

Next Level of Treatment (NLT) Membrane Facility

WWM-2015-86

Spending

Project Phase	Prior Spending	2020	Estimated Spending							Total
			2021	2022	2023	2024	2025	2026	6 Year Total	
Construction	\$81,778,032	\$30,343,288	\$4,546,887	\$0	\$0	\$0	\$0	\$0	\$4,546,887	\$116,668,207
Total	\$81,778,032	\$30,343,288	\$4,546,887	\$0	\$0	\$0	\$0	\$0	\$4,546,887	\$116,668,207

Funding

Funding Name	Source	Status*	Prior Funding	2020	Estimated Funding							Total
					2021	2022	2023	2024	2025	2026	6 Year Total	
Revenue Bond	Local	Funded	\$56,195,964	\$0	\$0	\$0	\$0	\$0	\$0	\$0	\$0	\$56,195,964
Utility Rates-IC	Local	Funded	\$25,582,068	\$30,343,288	\$4,546,887	\$0	\$0	\$0	\$0	\$0	\$4,546,887	\$60,472,243
Total			\$81,778,032	\$30,343,288	\$4,546,887	\$0	\$0	\$0	\$0	\$0	\$4,546,887	\$116,668,207

*Status definitions

- Unidentified: Funding source has not yet been determined
- Identified: Funding source has been found, but not yet requested
- Applied: Grant or loan application has been submitted, or budget has been requested
- Awarded: Grant or loan has been offered but the contract has not yet been signed or budget has not yet been approved by Council
- Encumbered: Project contract has been signed and funds have been allocated to spend on the project

Wastewater/RPWRF Capital**Next Level of Treatment (NLT) Upstream Projects**

WWM-2015-85

Executive Summary

Membrane Filtration is required at the Riverside Park Water Reclamation Facility to meet the Waste Discharge Permit issued by Ecology. NLT Phase I chooses the membrane system and designs and constructs facilities needed to support NLT.

Project Justification

Membrane Filtration is needed to remove nutrients such as phosphorus to achieve compliance with Ecology's Total Maximum Daily Load (TMDL) for dissolved oxygen in the Spokane River and Long Lake. Phase 1 projects include a chemical storage building, polymer system upgrade, boiler replacement, filtrate pump station and yard piping, primary clarifier 5, storm water clarifier 5 and 6, aeration basin modifications, and chemically enhanced pretreatment as well as associated design costs, program management, construction management, sales tax, and GCCM required contingencies. Phase 2 Projects include the construction of the membrane treatment facility and all associated pipework.

This project meets the following comprehensive plan goals and/or policies:

CFU 1.1 - Level of Service; CFU 1.2 - Operational Efficiency; CFU 1.3 - Maintenance

Location

Other Location

Riverside Park Water Reclamation Facility

Project Status

Active

Project is in design, construction is slated to start in 2016

External Factors

The TMDL requires compliance in 2021.

Maintenance

Maintenance of capital facilities, buildings and infrastructure has an impact on a Department's operating budget, and thus routine maintenance costs for new and ongoing projects are identified in the table below.

	2021	2022	2023	2024	2025	2026	Total
Expected Annual Maintenance	\$0	\$0	\$0	\$0	\$0	\$0	\$0

Maintenance Comments

Wastewater/RPWRF Capital

Next Level of Treatment (NLT) Upstream Projects

WWM-2015-85

Spending

Project Phase	Prior Spending	2020	Estimated Spending							Total
			2021	2022	2023	2024	2025	2026	6 Year Total	
Construction	\$77,616,681	\$6,324,631	\$5,207,737	\$0	\$0	\$0	\$0	\$0	\$5,207,737	\$89,149,049
Total	\$77,616,681	\$6,324,631	\$5,207,737	\$0	\$0	\$0	\$0	\$0	\$5,207,737	\$89,149,049

Funding

Funding Name	Source	Status*	Prior Funding	2020	Estimated Funding							Total
					2021	2022	2023	2024	2025	2026	6 Year Total	
Revenue Bond	Local	Funded	\$66,816,002	\$0	\$0	\$0	\$0	\$0	\$0	\$0	\$0	\$66,816,002
Utility Rates-IC	Local	Funded	\$10,800,679	\$6,324,631	\$5,207,737	\$0	\$0	\$0	\$0	\$0	\$5,207,737	\$22,333,047
Total			\$77,616,681	\$6,324,631	\$5,207,737	\$0	\$0	\$0	\$0	\$0	\$5,207,737	\$89,149,049

- *Status definitions
- Unidentified: Funding source has not yet been determined
 - Identified: Funding source has been found, but not yet requested
 - Applied: Grant or loan application has been submitted, or budget has been requested
 - Awarded: Grant or loan has been offered but the contract has not yet been signed or budget has not yet been approved by Council
 - Encumbered: Project contract has been signed and funds have been allocated to spend on the project

Wastewater/RPWRF Capital

Plant-Wide SCADA Upgrade

WWM-2017-88

Executive Summary

This project will replace and upgrade the SCADA system, which monitors and controls all the operations for the treatment plant.

Project Justification

The existing SCADA system is outdated and no longer supported by the manufacturer. It does not work will with the variety of equipment installed throughout the plant. The new system will be fully integrated with the systems, cables, and controls supplied by a single manufacturer, increasing reliability and functionality.

This project meets the following comprehensive plan goals and/or policies:

Location

Other Location

Riverside Park Wasterwater Treatment Facility

Project Status

Active

Under construction

External Factors

Coordination with the Next Level of Treatment

Maintenance

Maintenance of capital facilities, buildings and infrastructure has an impact on a Department’s operating budget, and thus routine maintenance costs for new and ongoing projects are identified in the table below.

	2021	2022	2023	2024	2025	2026	Total
Expected Annual Maintenance	\$0	\$0	\$0	\$0	\$0	\$0	\$0

Maintenance Comments

Wastewater/RPWRF Capital
Plant-Wide SCADA Upgrade
WWM-2017-88

Spending

Project Phase	Prior Spending	2020	Estimated Spending							Total
			2021	2022	2023	2024	2025	2026	6 Year Total	
Construction	\$11,171,209	\$3,317,562	\$1,070,865	\$0	\$0	\$0	\$0	\$0	\$1,070,865	\$15,559,636
Total	\$11,171,209	\$3,317,562	\$1,070,865	\$0	\$0	\$0	\$0	\$0	\$1,070,865	\$15,559,636

Funding

Funding Name	Source	Status*	Prior Funding	2020	Estimated Funding							Total
					2021	2022	2023	2024	2025	2026	6 Year Total	
Revenue Bond	Local	Funded	\$5,000,937	\$0	\$0	\$0	\$0	\$0	\$0	\$0	\$0	\$5,000,937
Utility Rates-IC	Local	Funded	\$6,170,272	\$3,317,562	\$1,070,865	\$0	\$0	\$0	\$0	\$0	\$1,070,865	\$10,558,699
Total			\$11,171,209	\$3,317,562	\$1,070,865	\$0	\$0	\$0	\$0	\$0	\$1,070,865	\$15,559,636

- *Status definitions
- Unidentified: Funding source has not yet been determined
 - Identified: Funding source has been found, but not yet requested
 - Applied: Grant or loan application has been submitted, or budget has been requested
 - Awarded: Grant or loan has been offered but the contract has not yet been signed or budget has not yet been approved by Council
 - Encumbered: Project contract has been signed and funds have been allocated to spend on the project

Wastewater/RPWRF Capital

Study - Lift Station Assessment

WWM-2019-8

Executive Summary

Sewer lift stations will be assessed for operational efficiency, resiliency, safety, and expansion.

Project Justification

The 30 lift stations have not been accessed since the 1999 Sewer Collections plan. The assessment will inform of the current condition and analyze changes to each lift station to upgrade to current standards

This project meets the following comprehensive plan goals and/or policies:

CFU 1.2 Operational Efficiency. This project will improve the operational efficiency by reducing required maintenance.
CFU 1.3 Maintenance. This project will rehabilitate an existing capital facility. CFU 2.1 Available Public Facilities.
Construction of this project will provide adequate infras

Location

Other Location

Citywide

Project Status

Active

The project is in planning stage. Project

External Factors

Maintenance

Maintenance of capital facilities, buildings and infrastructure has an impact on a Department's operating budget, and thus routine maintenance costs for new and ongoing projects are identified in the table below.

	2021	2022	2023	2024	2025	2026	Total
Expected Annual Maintenance	\$0	\$0	\$0	\$0	\$0	\$0	\$0

Maintenance Comments

Wastewater/RPWRF Capital

Study - Lift Station Assessment

WWM-2019-8

Spending

Project Phase	Prior Spending	2020	Estimated Spending							Total
			2021	2022	2023	2024	2025	2026	6 Year Total	
---	\$50,000	\$150,000	\$50,000	\$0	\$0	\$0	\$0	\$0	\$50,000	\$250,000
Total	\$50,000	\$150,000	\$50,000	\$0	\$0	\$0	\$0	\$0	\$50,000	\$250,000

Funding

Funding Name	Source	Status*	Prior Funding	2020	Estimated Funding							Total
					2021	2022	2023	2024	2025	2026	6 Year Total	
Utility Rates-IC	Local	Funded	\$50,000	\$150,000	\$50,000	\$0	\$0	\$0	\$0	\$0	\$50,000	\$250,000
Total			\$50,000	\$150,000	\$50,000	\$0	\$0	\$0	\$0	\$0	\$50,000	\$250,000

*Status definitions

- Unidentified: Funding source has not yet been determined
- Identified: Funding source has been found, but not yet requested
- Applied: Grant or loan application has been submitted, or budget has been requested
- Awarded: Grant or loan has been offered but the contract has not yet been signed or budget has not yet been approved by Council
- Encumbered: Project contract has been signed and funds have been allocated to spend on the project

Wastewater/RPWRF Capital

Wind River Lift Station Improvements

WWM-2020-64

Executive Summary

The project will replace existing pumps, motors and MCCs within the existing station.

Project Justification

The equipment and controls at the lift station are beyond their useful life and need to be replaced.

This project meets the following comprehensive plan goals and/or policies:

CFU 1.2 Operational Efficiency: This project improves the operational efficiency of the sewer system. CFU 1.3 Maintenance: This project maintains an existing asset.

Location

Other Location

The lift station is west of the intersection of Tucannon and Deschutes.

Project Status

Active

Planning.

External Factors

Maintenance

Maintenance of capital facilities, buildings and infrastructure has an impact on a Department’s operating budget, and thus routine maintenance costs for new and ongoing projects are identified in the table below.

	2021	2022	2023	2024	2025	2026	Total
Expected Annual Maintenance	\$0	\$0	\$0	\$0	\$0	\$0	\$0

Maintenance Comments

Wastewater/RPWRF Capital

Wind River Lift Station Improvements

WWM-2020-64

Spending

Project Phase	Prior Spending	2020	Estimated Spending							Total
			2021	2022	2023	2024	2025	2026	6 Year Total	
Construction	\$0	\$0	\$0	\$0	\$0	\$500,000	\$0	\$0	\$500,000	\$500,000
Design	\$0	\$0	\$0	\$0	\$50,000	\$0	\$0	\$0	\$50,000	\$50,000
Total	\$0	\$0	\$0	\$0	\$50,000	\$500,000	\$0	\$0	\$550,000	\$550,000

Funding

Funding Name	Source	Status*	Prior Funding	2020	Estimated Funding							Total
					2021	2022	2023	2024	2025	2026	6 Year Total	
Utility Rates-IC	Local	Funded	\$0	\$0	\$0	\$0	\$50,000	\$500,000	\$0	\$0	\$550,000	\$550,000
Total			\$0	\$0	\$0	\$0	\$50,000	\$500,000	\$0	\$0	\$550,000	\$550,000

*Status definitions

- Unidentified: Funding source has not yet been determined
- Identified: Funding source has been found, but not yet requested
- Applied: Grant or loan application has been submitted, or budget has been requested
- Awarded: Grant or loan has been offered but the contract has not yet been signed or budget has not yet been approved by Council
- Encumbered: Project contract has been signed and funds have been allocated to spend on the project

Wastewater/RPWRF Maintenance

Air Handling Units Supply and Exhaust (non-occupied)

WWM-2016-122

Executive Summary

Replacement and upgrade of Air Handling Units Supply and Exhaust fans for non-occupied areas.

Project Justification

These fans supply air and ensure air exchanges, necessary for a safe work environment, to spaces in the plant where staff goes, but is not permanently stationed (non-occupied). The existing fans were installed in the 70's and are at the end of their service life. Several have quit working or are under performing. Units will be prioritized and replaced in sequence of greatest need.

This project meets the following comprehensive plan goals and/or policies:

Capital Facilities and Utilities: CFU1,Adequate Public Facilities and Services,CFU2,Concurrency,CFU3 Coordination,CFU4, Service Provision,CFU5, Environmental Concerns

Location

Other Location

Riverside Park Water Reclamation Facility

Project Status

Active

Various items are in the planning, the design stage, and the construction phase; prioritizing individual elements.

External Factors

Maintenance

Maintenance of capital facilities, buildings and infrastructure has an impact on a Department’s operating budget, and thus routine maintenance costs for new and ongoing projects are identified in the table below.

	2021	2022	2023	2024	2025	2026	Total
Expected Annual Maintenance	\$0	\$0	\$0	\$0	\$0	\$0	\$0

Maintenance Comments

Wastewater/RPWRF Maintenance

Air Handling Units Supply and Exhaust (non-occupied)

WWM-2016-122

Spending

Project Phase	Prior Spending	2020	Estimated Spending							Total
			2021	2022	2023	2024	2025	2026	6 Year Total	
Purchases	\$360,000	\$150,000	\$150,000	\$0	\$0	\$0	\$0	\$0	\$150,000	\$660,000
Total	\$360,000	\$150,000	\$150,000	\$0	\$0	\$0	\$0	\$0	\$150,000	\$660,000

Funding

Funding Name	Source	Status*	Prior Funding	2020	Estimated Funding							Total
					2021	2022	2023	2024	2025	2026	6 Year Total	
Utility Rates-RPWRF Ops	Local	Funded	\$360,000	\$150,000	\$150,000	\$0	\$0	\$0	\$0	\$0	\$150,000	\$660,000
Total			\$360,000	\$150,000	\$150,000	\$0	\$0	\$0	\$0	\$0	\$150,000	\$660,000

- *Status definitions
- Unidentified: Funding source has not yet been determined
 - Identified: Funding source has been found, but not yet requested
 - Applied: Grant or loan application has been submitted, or budget has been requested
 - Awarded: Grant or loan has been offered but the contract has not yet been signed or budget has not yet been approved by Council
 - Encumbered: Project contract has been signed and funds have been allocated to spend on the project

Wastewater/RPWRF Maintenance

Biofilter Media Replacement

WWM-2019-56

Executive Summary

The scheduled replacement of the bark media in the odor control Biofilter beds that scrub odors from the air out of the sludge handling building.

Project Justification

The Biofilter removes the strong odors that come from the sludge processing building. The media used to absorb odors is simply bark, which over time decomposes and loses its ability to continue to scrub the air. Routine replacement of the media is required every few years to maintain proper function of the facility.

This project meets the following comprehensive plan goals and/or policies:

Capital Facilities and Utilities: CFU1,Adequate Public Facilities and Services,CFU2,Concurrency,CFU3 Coordination,CFU4, Service Provision,CFU5, Environmental Concerns

Location

Other Location

Riverside Park Water Reclamation Facility

Project Status

Active

This reoccurring project is in the planning phase.

External Factors

Maintenance

Maintenance of capital facilities, buildings and infrastructure has an impact on a Department's operating budget, and thus routine maintenance costs for new and ongoing projects are identified in the table below.

	2021	2022	2023	2024	2025	2026	Total
Expected Annual Maintenance	\$0	\$0	\$0	\$0	\$0	\$0	\$0

Maintenance Comments

Wastewater/RPWRF Maintenance

Biofilter Media Replacement

WWM-2019-56

Spending

Project Phase	Prior Spending	2020	Estimated Spending							Total
			2021	2022	2023	2024	2025	2026	6 Year Total	
Purchases	\$0	\$100,000	\$100,000	\$0	\$0	\$0	\$0	\$0	\$100,000	\$200,000
Total	\$0	\$100,000	\$100,000	\$0	\$0	\$0	\$0	\$0	\$100,000	\$200,000

Funding

Funding Name	Source	Status*	Prior Funding	2020	Estimated Funding							Total
					2021	2022	2023	2024	2025	2026	6 Year Total	
Utility Rates-RPWRF Ops	Local	Funded	\$0	\$100,000	\$100,000	\$0	\$0	\$0	\$0	\$0	\$100,000	\$200,000
Total			\$0	\$100,000	\$100,000	\$0	\$0	\$0	\$0	\$0	\$100,000	\$200,000

*Status definitions

- Unidentified: Funding source has not yet been determined
- Identified: Funding source has been found, but not yet requested
- Applied: Grant or loan application has been submitted, or budget has been requested
- Awarded: Grant or loan has been offered but the contract has not yet been signed or budget has not yet been approved by Council
- Encumbered: Project contract has been signed and funds have been allocated to spend on the project

Wastewater/RPWRF Maintenance

Boiler Burners and Controls

WWM-2018-110

Executive Summary

Plant boilers 1, 2, and 3 need new Burners and Controls to maintain their functionality.

Project Justification

The existing burner are worn to the point where they no longer function properly and both the existing burners and controls are now old enough that they are obsolete. New repair parts are not available and they can only be kept operational by acquiring used parts. New burners and controls are needed to insure reliability and to meet current emissions and safety standards.

This project meets the following comprehensive plan goals and/or policies:

Capital Facilities and Utilities: CFU1,Adequate Public Facilities and Services,CFU2,Concurrency,CFU3 Coordination,CFU4, Service Provision,CFU5, Environmental Concerns

Location

Other Location

RPWRF

Project Status

Active

This project is in the planning process.

External Factors

Maintenance

Maintenance of capital facilities, buildings and infrastructure has an impact on a Department’s operating budget, and thus routine maintenance costs for new and ongoing projects are identified in the table below.

	2021	2022	2023	2024	2025	2026	Total
Expected Annual Maintenance	\$0	\$0	\$0	\$0	\$0	\$0	\$0

Maintenance Comments

Wastewater/RPWRF Maintenance

Boiler Burners and Controls

WWM-2018-110

Spending

Project Phase	Prior Spending	2020	Estimated Spending							Total
			2021	2022	2023	2024	2025	2026	6 Year Total	
Purchases	\$155,000	\$155,000	\$155,000	\$0	\$0	\$0	\$0	\$0	\$155,000	\$465,000
Total	\$155,000	\$155,000	\$155,000	\$0	\$0	\$0	\$0	\$0	\$155,000	\$465,000

Funding

Funding Name	Source	Status*	Prior Funding	2020	Estimated Funding							Total
					2021	2022	2023	2024	2025	2026	6 Year Total	
Utility Rates-RPWRF Ops	Local	Funded	\$155,000	\$155,000	\$155,000	\$0	\$0	\$0	\$0	\$0	\$155,000	\$465,000
Total			\$155,000	\$155,000	\$155,000	\$0	\$0	\$0	\$0	\$0	\$155,000	\$465,000

*Status definitions

- Unidentified: Funding source has not yet been determined
- Identified: Funding source has been found, but not yet requested
- Applied: Grant or loan application has been submitted, or budget has been requested
- Awarded: Grant or loan has been offered but the contract has not yet been signed or budget has not yet been approved by Council
- Encumbered: Project contract has been signed and funds have been allocated to spend on the project

Wastewater/RPWRF Maintenance

Chemical Storage Building Alum Piping Modification

WWM-2020-75

Executive Summary

This project will replace existing undersized Alum tank filling pipes with larger piping.

Project Justification

The WWTP uses a lot of Alum in the treatment process, and with the membrane filters coming on line it will use even more. The storage tanks are refilled often, and the existing lines are too small to allow this to be done in a timely fashion. Staff must be present during filling operations so reducing filling times will save a significant amount of staff time; saving the City from additional costs. This project will significantly reduce filling times.

This project meets the following comprehensive plan goals and/or policies:

Capital Facilities and Utilities: CFU1,Adequate Public Facilities and Services,CFU2,Concurrency,CFU3 Coordination,CFU4, Service Provision,CFU5, Environmental Concerns

Location

Other Location

Riverside Park Water Reclamation Facility

Project Status

Active

This project is in the planning stage.

External Factors

Maintenance

Maintenance of capital facilities, buildings and infrastructure has an impact on a Department’s operating budget, and thus routine maintenance costs for new and ongoing projects are identified in the table below.

	2021	2022	2023	2024	2025	2026	Total
Expected Annual Maintenance	\$0	\$0	\$0	\$0	\$0	\$0	\$0

Maintenance Comments

Wastewater/RPWRF Maintenance

Chemical Storage Building Alum Piping Modification

WWM-2020-75

Spending

Project Phase	Prior Spending	2020	Estimated Spending							Total
			2021	2022	2023	2024	2025	2026	6 Year Total	
Construction	\$0	\$0	\$0	\$100,000	\$0	\$0	\$0	\$0	\$100,000	\$100,000
Total	\$0	\$0	\$0	\$100,000	\$0	\$0	\$0	\$0	\$100,000	\$100,000

Funding

Funding Name	Source	Status*	Prior Funding	2020	Estimated Funding							Total
					2021	2022	2023	2024	2025	2026	6 Year Total	
Utility Rates-RPWRF Ops	Local	Funded	\$0	\$0	\$0	\$100,000	\$0	\$0	\$0	\$0	\$100,000	\$100,000
Total			\$0	\$0	\$0	\$100,000	\$0	\$0	\$0	\$0	\$100,000	\$100,000

- *Status definitions
- Unidentified: Funding source has not yet been determined
 - Identified: Funding source has been found, but not yet requested
 - Applied: Grant or loan application has been submitted, or budget has been requested
 - Awarded: Grant or loan has been offered but the contract has not yet been signed or budget has not yet been approved by Council
 - Encumbered: Project contract has been signed and funds have been allocated to spend on the project

Wastewater/RPWRF Maintenance

Clarke Lift Station Maintenance and Repairs

WWM-2018-127

Executive Summary

This project will replace four obsolete 1336 drives and 1 PLC5, replace failing valves, and establish emergency bypass connection points.

Project Justification

The electronic drives and the PLC are all outdated and no longer able to be maintained due to parts being unavailable. These pieces of equipment are necessary to run the Clarke Street Lift Station - the City's largest sewer lift station. The valves in that station have also failed and no longer will shut sufficiently to allow maintenance on the stations pumps and motors. They need to be replaced, and to do so requires a full station bypass. Connections points will be established for this project and future needs, including emergency service.

This project meets the following comprehensive plan goals and/or policies:

Capital Facilities and Utilities: CFU1,Adequate Public Facilities and Services,CFU2,Concurrency,CFU3 Coordination,CFU4, Service Provision,CFU5, Environmental Concerns

Location

Other Location

RPWRF/ Clarke Street Lift Station

Project Status

Active

This project is in the planning phase

External Factors

Maintenance

Maintenance of capital facilities, buildings and infrastructure has an impact on a Department's operating budget, and thus routine maintenance costs for new and ongoing projects are identified in the table below.

	2021	2022	2023	2024	2025	2026	Total
Expected Annual Maintenance	\$0	\$0	\$0	\$0	\$0	\$0	\$0

Maintenance Comments

Wastewater/RPWRF Maintenance

Clarke Lift Station Maintenance and Repairs

WWM-2018-127

Spending

Project Phase	Prior Spending	2020	Estimated Spending							Total
			2021	2022	2023	2024	2025	2026	6 Year Total	
Purchases	\$0	\$0	\$325,000	\$0	\$0	\$0	\$0	\$0	\$325,000	\$325,000
Total	\$0	\$0	\$325,000	\$0	\$0	\$0	\$0	\$0	\$325,000	\$325,000

Funding

Funding Name	Source	Status*	Prior Funding	2020	Estimated Funding							Total
					2021	2022	2023	2024	2025	2026	6 Year Total	
Utility Rates-RPWRF Ops	Local	Funded	\$0	\$0	\$325,000	\$0	\$0	\$0	\$0	\$0	\$325,000	\$325,000
Total			\$0	\$0	\$325,000	\$0	\$0	\$0	\$0	\$0	\$325,000	\$325,000

- *Status definitions
- Unidentified: Funding source has not yet been determined
 - Identified: Funding source has been found, but not yet requested
 - Applied: Grant or loan application has been submitted, or budget has been requested
 - Awarded: Grant or loan has been offered but the contract has not yet been signed or budget has not yet been approved by Council
 - Encumbered: Project contract has been signed and funds have been allocated to spend on the project

Wastewater/RPWRF Maintenance

Critical Digester Expansion Joint Replacement

WWM-2017-43

Executive Summary

This project will replace expansion joints before they fail and cause major damage/hazards/expense at the treatment facility.

Project Justification

The piping systems that transport sludge and other liquids between treatment plant facilities have expansion joints to absorb vibrations and small movements such that the piping itself does not fail. These expansion joints need to be replaced before they fail as part of regular maintenance.

This project meets the following comprehensive plan goals and/or policies:

Capital Facilities and Utilities: CFU1,Adequate Public Facilities and Services,CFU2,Concurrency,CFU3 Coordination,CFU4, Service Provision,CFU5, Environmental Concerns

Location

Other Location

RPWRF

Project Status

Active

In design and contracting stage.

External Factors

Maintenance

Maintenance of capital facilities, buildings and infrastructure has an impact on a Department’s operating budget, and thus routine maintenance costs for new and ongoing projects are identified in the table below.

	2021	2022	2023	2024	2025	2026	Total
Expected Annual Maintenance	\$0	\$0	\$0	\$0	\$0	\$0	\$0

Maintenance Comments

Wastewater/RPWRF Maintenance

Critical Digester Expansion Joint Replacement

WWM-2017-43

Spending

Project Phase	Prior Spending	2020	Estimated Spending							Total
			2021	2022	2023	2024	2025	2026	6 Year Total	
Construction	\$0	\$500,000	\$0	\$0	\$500,000	\$0	\$0	\$0	\$500,000	\$1,000,000
Total	\$0	\$500,000	\$0	\$0	\$500,000	\$0	\$0	\$0	\$500,000	\$1,000,000

Funding

Funding Name	Source	Status*	Prior Funding	2020	Estimated Funding							Total
					2021	2022	2023	2024	2025	2026	6 Year Total	
Utility Rates-RPWRF Ops	Local	Funded	\$0	\$500,000	\$0	\$0	\$500,000	\$0	\$0	\$0	\$500,000	\$1,000,000
Total			\$0	\$500,000	\$0	\$0	\$500,000	\$0	\$0	\$0	\$500,000	\$1,000,000

*Status definitions

- Unidentified: Funding source has not yet been determined
- Identified: Funding source has been found, but not yet requested
- Applied: Grant or loan application has been submitted, or budget has been requested
- Awarded: Grant or loan has been offered but the contract has not yet been signed or budget has not yet been approved by Council
- Encumbered: Project contract has been signed and funds have been allocated to spend on the project

Wastewater/RPWRF Maintenance

Emergency Overflow Modifications for Digesters 4 and 5

WWM-2020-74

Executive Summary

This project would increase the capacity of the emergency overflow system for Digesters 4 and 5. If this project gets moved out there is a risk that could be taken. The overflows were designed to small and if the digester has a rapid volume expansion it would cause explosion of digester.

Project Justification

Digesters can experience a rapid volume expansion of the sludge they contain. Without properly sized emergency overflows this can lead to failure of the digester vessel itself. The existing overflow system does not have the capacity to relieve the pressure of a significant expansion event.

This project meets the following comprehensive plan goals and/or policies:

Capital Facilities and Utilities: CFU1,Adequate Public Facilities and Services,CFU2,Concurrency,CFU3 Coordination,CFU4, Service Provision,CFU5, Environmental Concerns

Location

Other Location

Riverside Park Water Reclamation Facility

Project Status

Active

This project is in the planning stage.

External Factors

This project will be constructed once the NLT construction work is completed such that contractors will not be competing for limited space. This project will also be timed such that digesters impacted will be routated out of service one at a time for the construction.

Maintenance

Maintenance of capital facilities, buildings and infrastructure has an impact on a Department's operating budget, and thus routine maintenance costs for new and ongoing projects are identified in the table below.

	2021	2022	2023	2024	2025	2026	Total
Expected Annual Maintenance	\$0	\$0	\$0	\$0	\$0	\$0	\$0

Maintenance Comments

If this project gets moved out there is a risk that could be taken but I don't feel that is shouldn't be extended. The overflows were designed to small and if the digester has a rapid volume expansion it would cause the failure of the digester by exploding the vessel.

Wastewater/RPWRF Maintenance

Emergency Overflow Modifications for Digesters 4 and 5

WWM-2020-74

Spending

Project Phase	Prior Spending	2020	Estimated Spending							Total
			2021	2022	2023	2024	2025	2026	6 Year Total	
Construction	\$0	\$0	\$0	\$1,000,000	\$0	\$0	\$0	\$0	\$1,000,000	\$1,000,000
Total	\$0	\$0	\$0	\$1,000,000	\$0	\$0	\$0	\$0	\$1,000,000	\$1,000,000

Funding

Funding Name	Source	Status*	Prior Funding	2020	Estimated Funding							Total
					2021	2022	2023	2024	2025	2026	6 Year Total	
Utility Rates-RPWRF Ops	Local	Funded	\$0	\$0	\$0	\$1,000,000	\$0	\$0	\$0	\$0	\$1,000,000	\$1,000,000
Total			\$0	\$0	\$0	\$1,000,000	\$0	\$0	\$0	\$0	\$1,000,000	\$1,000,000

- *Status definitions
- Unidentified: Funding source has not yet been determined
 - Identified: Funding source has been found, but not yet requested
 - Applied: Grant or loan application has been submitted, or budget has been requested
 - Awarded: Grant or loan has been offered but the contract has not yet been signed or budget has not yet been approved by Council
 - Encumbered: Project contract has been signed and funds have been allocated to spend on the project

Wastewater/RPWRF Maintenance

Endress Hauser/Field Instrument Controls Value Blanket

WWM-2019-59

Executive Summary

This value blanket contract is for monitoring equipment, sensors, probes, and maintenance parts necessary for the operation of the wastewater treatment plant.

Project Justification

Without the monitoring equipment this contract would provide the wastewater treatment plant would not be able to operate. It is critical to proper control of systems to keep the City in compliance with permits.

This project meets the following comprehensive plan goals and/or policies:

Capital Facilities and Utilities: CFU1,Adequate Public Facilities and Services,CFU2,Concurrency,CFU3 Coordination,CFU4, Service Provision,CFU5, Environmental Concerns

Location

Other Location

RPWRF

Project Status

Active

This project has various elements in various stages of planning and design.

External Factors

Maintenance

Maintenance of capital facilities, buildings and infrastructure has an impact on a Department's operating budget, and thus routine maintenance costs for new and ongoing projects are identified in the table below.

	2021	2022	2023	2024	2025	2026	Total
Expected Annual Maintenance	\$0	\$0	\$0	\$0	\$0	\$0	\$0

Maintenance Comments

Wastewater/RPWRF Maintenance**Endress Hauser/Field Instrument Controls Value Blanket**

WWM-2019-59

Spending

Project Phase	Prior Spending	2020	Estimated Spending							Total
			2021	2022	2023	2024	2025	2026	6 Year Total	
Purchases	\$80,000	\$80,000	\$80,000	\$80,000	\$80,000	\$0	\$0	\$0	\$240,000	\$400,000
Total	\$80,000	\$80,000	\$80,000	\$80,000	\$80,000	\$0	\$0	\$0	\$240,000	\$400,000

Funding

Funding Name	Source	Status*	Prior Funding	2020	Estimated Funding							Total
					2021	2022	2023	2024	2025	2026	6 Year Total	
Utility Rates-RPWRF Ops	Local	Funded	\$80,000	\$80,000	\$80,000	\$80,000	\$80,000	\$0	\$0	\$0	\$240,000	\$400,000
Total			\$80,000	\$80,000	\$80,000	\$80,000	\$80,000	\$0	\$0	\$0	\$240,000	\$400,000

***Status definitions**

- Unidentified: Funding source has not yet been determined
- Identified: Funding source has been found, but not yet requested
- Applied: Grant or loan application has been submitted, or budget has been requested
- Awarded: Grant or loan has been offered but the contract has not yet been signed or budget has not yet been approved by Council
- Encumbered: Project contract has been signed and funds have been allocated to spend on the project

Wastewater/RPWRF Maintenance

Huber Chain and Compactor Rotating Unit

WWM-2019-66

Executive Summary

The Huber fine screens are chain driven and they need periodic replacement.

Project Justification

The Huber fine screens capture and remove debris from the wastewater stream as it enters the treatment plant, starting the treatment process and protecting downstream equipment. The chains that drive the fine screens wear over time and this year during factory service inspection they recommended they be replaced as soon as can be. One was replaced at the time; two more are needed. The same description applies to the washer/compactor rotating units.

This project meets the following comprehensive plan goals and/or policies:

Capital Facilities and Utilities: CFU1,Adequate Public Facilities and Services,CFU2,Concurrency,CFU3 Coordination,CFU4, Service Provision,CFU5, Environmental Concerns

Location

Other Location

Riverside Park Water Reclamation Facility

Project Status

Active

This project is scheduled and in the planning phase.

External Factors

Maintenance

Maintenance of capital facilities, buildings and infrastructure has an impact on a Department’s operating budget, and thus routine maintenance costs for new and ongoing projects are identified in the table below.

	2021	2022	2023	2024	2025	2026	Total
Expected Annual Maintenance	\$0	\$0	\$0	\$0	\$0	\$0	\$0

Maintenance Comments

Wastewater/RPWRF Maintenance

Huber Chain and Compactor Rotating Unit

WWM-2019-66

Spending

Project Phase	Prior Spending	2020	Estimated Spending							Total
			2021	2022	2023	2024	2025	2026	6 Year Total	
Purchases	\$0	\$120,000	\$0	\$0	\$40,000	\$0	\$0	\$0	\$40,000	\$160,000
Total	\$0	\$120,000	\$0	\$0	\$40,000	\$0	\$0	\$0	\$40,000	\$160,000

Funding

Funding Name	Source	Status*	Prior Funding	2020	Estimated Funding							Total
					2021	2022	2023	2024	2025	2026	6 Year Total	
Utility Rates-RPWRF Ops	Local	Funded	\$0	\$120,000	\$0	\$0	\$40,000	\$0	\$0	\$0	\$40,000	\$160,000
Total			\$0	\$120,000	\$0	\$0	\$40,000	\$0	\$0	\$0	\$40,000	\$160,000

*Status definitions

- Unidentified: Funding source has not yet been determined
- Identified: Funding source has been found, but not yet requested
- Applied: Grant or loan application has been submitted, or budget has been requested
- Awarded: Grant or loan has been offered but the contract has not yet been signed or budget has not yet been approved by Council
- Encumbered: Project contract has been signed and funds have been allocated to spend on the project

Wastewater/RPWRF Maintenance

ICP (Inductively Coupled Plasma Mass Spectrometry)

WWM-2016-119

Executive Summary

Purchase of updated laboratory equipment

Project Justification

This analyzer is used to detect metals in the wastewater coming into the plant. This item is for a future replacement which will incorporate improved analytic capabilities by newer technology and will provide better detection limits allowing for better monitoring of permit requirements. This equipment has a useful life of 8-10 years before becoming obsolete, either through age and use or technology improvements which render it no longer useful.

This project meets the following comprehensive plan goals and/or policies:

Capital Facilities and Utilities: CFU1,Adequate Public Facilities and Services,CFU2,Concurrency,CFU3 Coordination,CFU4, Service Provision,CFU5, Environmental Concerns

Location

Other Location

Riverside Park Water Reclamation Facility

Project Status

Active

This equipment purchase has been scheduled.

External Factors

Maintenance

Maintenance of capital facilities, buildings and infrastructure has an impact on a Department’s operating budget, and thus routine maintenance costs for new and ongoing projects are identified in the table below.

	2021	2022	2023	2024	2025	2026	Total
Expected Annual Maintenance	\$0	\$0	\$0	\$0	\$0	\$0	\$0

Maintenance Comments

Wastewater/RPWRF Maintenance

ICP (Inductively Coupled Plasma Mass Spectrometry)

WWM-2016-119

Spending

Project Phase	Prior Spending	2020	Estimated Spending							Total
			2021	2022	2023	2024	2025	2026	6 Year Total	
Purchases	\$0	\$0	\$0	\$100,000	\$0	\$0	\$0	\$0	\$100,000	\$100,000
Total	\$0	\$0	\$0	\$100,000	\$0	\$0	\$0	\$0	\$100,000	\$100,000

Funding

Funding Name	Source	Status*	Prior Funding	2020	Estimated Funding							Total
					2021	2022	2023	2024	2025	2026	6 Year Total	
Utility Rates-RPWRF Ops	Local	Funded	\$0	\$0	\$0	\$100,000	\$0	\$0	\$0	\$0	\$100,000	\$100,000
Total			\$0	\$0	\$0	\$100,000	\$0	\$0	\$0	\$0	\$100,000	\$100,000

- *Status definitions
- Unidentified: Funding source has not yet been determined
 - Identified: Funding source has been found, but not yet requested
 - Applied: Grant or loan application has been submitted, or budget has been requested
 - Awarded: Grant or loan has been offered but the contract has not yet been signed or budget has not yet been approved by Council
 - Encumbered: Project contract has been signed and funds have been allocated to spend on the project

Wastewater/RPWRF Maintenance

Perforated Plate Replacement

WWM-2012-400

Executive Summary

Replacement of perforated plates in the Headworks of the AWWTP.

Project Justification

The perforated plates in the plant headworks rotate through the influent stream and screen out debris that would otherwise be carried into the plant treatment process. These plates used to wear out about every 3 years, but through the recent modification of the guides, the wear on them is much less and is expected to nearly double their useful life, saving hundreds of thousands of dollars over that time.

This project meets the following comprehensive plan goals and/or policies:

Capital Facilities and Utilities: CFU1,Adequate Public Facilities and Services,CFU2,Concurrency,CFU3 Coordination,CFU4, Service Provision,CFU5, Environmental Concerns

Location

Other Location

Riverside Park Water Reclamation Facility

Project Status

Active

This project has been scheduled.

External Factors

Maintenance

Maintenance of capital facilities, buildings and infrastructure has an impact on a Department’s operating budget, and thus routine maintenance costs for new and ongoing projects are identified in the table below.

	2021	2022	2023	2024	2025	2026	Total
Expected Annual Maintenance	\$0	\$0	\$0	\$0	\$0	\$0	\$0

Maintenance Comments

Wastewater/RPWRF Maintenance

Perforated Plate Replacement

WWM-2012-400

Spending

Project Phase	Prior Spending	2020	Estimated Spending							Total
			2021	2022	2023	2024	2025	2026	6 Year Total	
Purchases	\$0	\$0	\$300,000	\$0	\$0	\$300,000	\$0	\$0	\$600,000	\$600,000
Total	\$0	\$0	\$300,000	\$0	\$0	\$300,000	\$0	\$0	\$600,000	\$600,000

Funding

Funding Name	Source	Status*	Prior Funding	2020	Estimated Funding							Total
					2021	2022	2023	2024	2025	2026	6 Year Total	
Utility Rates-RPWRF Ops	Local	Funded	\$0	\$0	\$300,000	\$0	\$0	\$300,000	\$0	\$0	\$600,000	\$600,000
Total			\$0	\$0	\$300,000	\$0	\$0	\$300,000	\$0	\$0	\$600,000	\$600,000

*Status definitions

- Unidentified: Funding source has not yet been determined
- Identified: Funding source has been found, but not yet requested
- Applied: Grant or loan application has been submitted, or budget has been requested
- Awarded: Grant or loan has been offered but the contract has not yet been signed or budget has not yet been approved by Council
- Encumbered: Project contract has been signed and funds have been allocated to spend on the project

Wastewater/RPWRF Maintenance

Plant-wide Supply Fan Upgrade/Replacement (Occupied Spaces)

WWM-2016-121

Executive Summary

Upgrading and replacing HVAC supply fans.

Project Justification

This project will replace HVAC (Heating, Ventilation, and Air Conditioning) fans throughout the treatment plant that supply air to the occupied spaces; where staff work areas are. The existing fans were part of the original plant construction done in the 1970's and are now at or beyond the end of their service lives. They are breaking down, no longer running efficiently, and do not supply the volumes of filtered air needed. Existing fans will be replaced, three or four per year over the next four years, until the failing fans are upgraded.

This project meets the following comprehensive plan goals and/or policies:

Capital Facilities and Utilities: CFU1,Adequate Public Facilities and Services,CFU2,Concurrency,CFU3 Coordination,CFU4, Service Provision,CFU5, Environmental Concerns

Location

Other Location

Riverside Park Water Reclamation Facility

Project Status

Active

This project is in the planning and scheduling phase, with upgrade/replacement priorities being established.

External Factors

Maintenance

Maintenance of capital facilities, buildings and infrastructure has an impact on a Department's operating budget, and thus routine maintenance costs for new and ongoing projects are identified in the table below.

	2021	2022	2023	2024	2025	2026	Total
Expected Annual Maintenance	\$0	\$0	\$0	\$0	\$0	\$0	\$0

Maintenance Comments

Wastewater/RPWRF Maintenance

Plant-wide Supply Fan Upgrade/Replacement (Occupied Spaces)

WWM-2016-121

Spending

Project Phase	Prior Spending	2020	Estimated Spending							Total
			2021	2022	2023	2024	2025	2026	6 Year Total	
Purchases	\$240,000	\$120,000	\$120,000	\$0	\$0	\$0	\$0	\$0	\$120,000	\$480,000
Total	\$240,000	\$120,000	\$120,000	\$0	\$0	\$0	\$0	\$0	\$120,000	\$480,000

Funding

Funding Name	Source	Status*	Prior Funding	2020	Estimated Funding							Total
					2021	2022	2023	2024	2025	2026	6 Year Total	
Utility Rates-RPWRF Ops	Local	Funded	\$240,000	\$120,000	\$120,000	\$0	\$0	\$0	\$0	\$0	\$120,000	\$480,000
Total			\$240,000	\$120,000	\$120,000	\$0	\$0	\$0	\$0	\$0	\$120,000	\$480,000

*Status definitions

- Unidentified: Funding source has not yet been determined
- Identified: Funding source has been found, but not yet requested
- Applied: Grant or loan application has been submitted, or budget has been requested
- Awarded: Grant or loan has been offered but the contract has not yet been signed or budget has not yet been approved by Council
- Encumbered: Project contract has been signed and funds have been allocated to spend on the project

Wastewater/RPWRF Maintenance

Seal Discrete Auto-analyzer

WWM-2016-118

Executive Summary

This will be the purchase of new, improved laboratory equipment.

Project Justification

The Discrete Analyzer analyzes numerous contaminants, including ammonia and nitrogen, which are monitoring requirements for the NPDES permit. Improved technology allows the lab personnel to test at lower detection limits of contaminants. New analyzer equipment will be needed to keep us in compliance.

This project meets the following comprehensive plan goals and/or policies:

Capital Facilities and Utilities: CFU1,Adequate Public Facilities and Services,CFU2,Concurrency,CFU3 Coordination,CFU4, Service Provision,CFU5, Environmental Concerns

Location

Other Location

Riverside Park Water Reclamation Facility

Project Status

Active

This equipment purchase has been scheduled.

External Factors

Maintenance

Maintenance of capital facilities, buildings and infrastructure has an impact on a Department's operating budget, and thus routine maintenance costs for new and ongoing projects are identified in the table below.

	2021	2022	2023	2024	2025	2026	Total
Expected Annual Maintenance	\$0	\$0	\$0	\$0	\$0	\$0	\$0

Maintenance Comments

Wastewater/RPWRF Maintenance

Seal Discrete Auto-analyzer

WWM-2016-118

Spending

Project Phase	Prior Spending	2020	Estimated Spending							Total
			2021	2022	2023	2024	2025	2026	6 Year Total	
Purchases	\$0	\$0	\$0	\$0	\$70,000	\$0	\$0	\$0	\$70,000	\$70,000
Total	\$0	\$0	\$0	\$0	\$70,000	\$0	\$0	\$0	\$70,000	\$70,000

Funding

Funding Name	Source	Status*	Prior Funding	2020	Estimated Funding							Total
					2021	2022	2023	2024	2025	2026	6 Year Total	
Utility Rates-RPWRF Ops	Local	Funded	\$0	\$0	\$0	\$0	\$70,000	\$0	\$0	\$0	\$70,000	\$70,000
Total			\$0	\$0	\$0	\$0	\$70,000	\$0	\$0	\$0	\$70,000	\$70,000

*Status definitions

- Unidentified: Funding source has not yet been determined
- Identified: Funding source has been found, but not yet requested
- Applied: Grant or loan application has been submitted, or budget has been requested
- Awarded: Grant or loan has been offered but the contract has not yet been signed or budget has not yet been approved by Council
- Encumbered: Project contract has been signed and funds have been allocated to spend on the project

Wastewater/RPWRF Maintenance

Serpentex Biosolids Conveyor Rebuild

WWM-2012-354

Executive Summary

Rebuild of the Serpentex Biosolids Conveyor Systems

Project Justification

This conveyor system takes solids that come from the digesters, are processed by the Belt Filter Presses, and moves them to the Biosolids Trucks for transport to the field application sites. Many parts of the equipment wear out over time and through use. A more complete rebuild of the equipment is needed every 10 to 15 years. The rebuilding of the conveyors is necessary to ensure that Biosolids can be removed, transported from the RPWRF, and compliance with permitting is maintained.

This project meets the following comprehensive plan goals and/or policies:

Capital Facilities and Utilities: CFU1,Adequate Public Facilities and Services,CFU2,Concurrency,CFU3 Coordination,CFU4, Service Provision,CFU5, Environmental Concerns

Location

Other Location

Riverside Park Water Reclamation Facility Process Building

Project Status

Active

This project has been scheduled and is in the planning phase.

External Factors

Maintenance

Maintenance of capital facilities, buildings and infrastructure has an impact on a Department’s operating budget, and thus routine maintenance costs for new and ongoing projects are identified in the table below.

	2021	2022	2023	2024	2025	2026	Total
Expected Annual Maintenance	\$0	\$0	\$0	\$0	\$0	\$0	\$0

Maintenance Comments

The rebuild of the Serpentex conveyors will reduce routine maintenance activities. There are two conveyors; one will be rebuilt in 2019 and the other in 2021.

Wastewater/RPWRF Maintenance

Serpentex Biosolids Conveyor Rebuild

WWM-2012-354

Spending

Project Phase	Prior Spending	2020	Estimated Spending							Total
			2021	2022	2023	2024	2025	2026	6 Year Total	
Purchases	\$0	\$205,000	\$0	\$80,000	\$0	\$0	\$215,000	\$0	\$295,000	\$500,000
Total	\$0	\$205,000	\$0	\$80,000	\$0	\$0	\$215,000	\$0	\$295,000	\$500,000

Funding

Funding Name	Source	Status*	Prior Funding	2020	Estimated Funding							Total
					2021	2022	2023	2024	2025	2026	6 Year Total	
Utility Rates-RPWRF Ops	Local	Funded	\$0	\$205,000	\$0	\$80,000	\$0	\$0	\$215,000	\$0	\$295,000	\$500,000
Total			\$0	\$205,000	\$0	\$80,000	\$0	\$0	\$215,000	\$0	\$295,000	\$500,000

*Status definitions

- Unidentified: Funding source has not yet been determined
- Identified: Funding source has been found, but not yet requested
- Applied: Grant or loan application has been submitted, or budget has been requested
- Awarded: Grant or loan has been offered but the contract has not yet been signed or budget has not yet been approved by Council
- Encumbered: Project contract has been signed and funds have been allocated to spend on the project

Wastewater/RPWRF Maintenance

Silo Digester No. 3 Mixing System

WWM-2019-71

Executive Summary

This project would add a mixing system to Silo Digester No. 3.

Project Justification

Silo Digester No. 3 can only be used as a secondary digester (as it has no heating system currently). After the initial running of this digester it was confirmed that without a mixing system that grit and other heavy material settled several feet thick on the bottom and requires difficult, expensive, and potentially dangerous cleaning efforts. A mixing system, similar to the other digesters, will alleviate this problem.

This project meets the following comprehensive plan goals and/or policies:

Capital Facilities and Utilities: CFU1,Adequate Public Facilities and Services,CFU2,Concurrency,CFU3 Coordination,CFU4, Service Provision,CFU5, Environmental Concerns

Location

Other Location

Riverside Park Water Reclamation Facility

Project Status

Active

This project is in the planning stage.

External Factors

Maintenance

Maintenance of capital facilities, buildings and infrastructure has an impact on a Department’s operating budget, and thus routine maintenance costs for new and ongoing projects are identified in the table below.

	2021	2022	2023	2024	2025	2026	Total
Expected Annual Maintenance	\$0	\$0	\$0	\$0	\$0	\$0	\$0

Maintenance Comments

Wastewater/RPWRF Maintenance

Silo Digester No. 3 Mixing System

WWM-2019-71

Spending

Project Phase	Prior Spending	2020	Estimated Spending							Total
			2021	2022	2023	2024	2025	2026	6 Year Total	
Construction	\$0	\$0	\$0	\$0	\$0	\$0	\$3,000,000	\$0	\$3,000,000	\$3,000,000
Design	\$0	\$0	\$0	\$0	\$0	\$450,000	\$0	\$0	\$450,000	\$450,000
Total	\$0	\$0	\$0	\$0	\$0	\$450,000	\$3,000,000	\$0	\$3,450,000	\$3,450,000

Funding

Funding Name	Source	Status*	Prior Funding	2020	Estimated Funding							Total
					2021	2022	2023	2024	2025	2026	6 Year Total	
Utility Rates-RPWRF Ops	Local	Funded	\$0	\$0	\$0	\$0	\$0	\$450,000	\$3,000,000	\$0	\$3,450,000	\$3,450,000
Total			\$0	\$0	\$0	\$0	\$0	\$450,000	\$3,000,000	\$0	\$3,450,000	\$3,450,000

- *Status definitions
- Unidentified: Funding source has not yet been determined
 - Identified: Funding source has been found, but not yet requested
 - Applied: Grant or loan application has been submitted, or budget has been requested
 - Awarded: Grant or loan has been offered but the contract has not yet been signed or budget has not yet been approved by Council
 - Encumbered: Project contract has been signed and funds have been allocated to spend on the project

Wastewater/RPWRF Maintenance

Silo Digester No. 3 Roof Walkway

WWM-2020-73

Executive Summary

This project will add a dedicated catwalk to the areas of the Silo Digester No. 3 roof that need routine access. This project needs to consider the safety aspect- if someone slips on in bad weather and is seriously hurt will out weigh the cost of this project.

Project Justification

The roof of Silo Digester No. 3 currently has no walkway and workers who must access the top on a routine basis must walk on a steep sloped and slippery surface. The surface can also be damaged by the foot traffic. These risks will be eliminated by the addition of a dedicated walkway.

This project meets the following comprehensive plan goals and/or policies:

Capital Facilities and Utilities: CFU1,Adequate Public Facilities and Services,CFU2,Concurrency,CFU3 Coordination,CFU4, Service Provision,CFU5, Environmental Concerns

Location

Other Location

RPWRF

Project Status

Active

This project is in the planning stage.

External Factors

We will time this project to happen after the NLT work in completed so that contractors do not interfere with each other in the limited operating space.

Maintenance

Maintenance of capital facilities, buildings and infrastructure has an impact on a Department’s operating budget, and thus routine maintenance costs for new and ongoing projects are identified in the table below.

	2021	2022	2023	2024	2025	2026	Total
Expected Annual Maintenance	\$0	\$0	\$0	\$0	\$0	\$0	\$0

Maintenance Comments

this project needs to consider the safety aspect- if someone slips on in bad weather and is seriously hurt will out weigh the cost of this project.

Wastewater/RPWRF Maintenance

Silo Digester No. 3 Roof Walkway

WWM-2020-73

Spending

Project Phase	Prior Spending	2020	Estimated Spending							Total
			2021	2022	2023	2024	2025	2026	6 Year Total	
Construction	\$0	\$0	\$0	\$100,000	\$0	\$0	\$0	\$0	\$100,000	\$100,000
Total	\$0	\$0	\$0	\$100,000	\$0	\$0	\$0	\$0	\$100,000	\$100,000

Funding

Funding Name	Source	Status*	Prior Funding	2020	Estimated Funding							Total
					2021	2022	2023	2024	2025	2026	6 Year Total	
Utility Rates-RPWRF Ops	Local	Funded	\$0	\$0	\$0	\$100,000	\$0	\$0	\$0	\$0	\$100,000	\$100,000
Total			\$0	\$0	\$0	\$100,000	\$0	\$0	\$0	\$0	\$100,000	\$100,000

- *Status definitions
- Unidentified: Funding source has not yet been determined
 - Identified: Funding source has been found, but not yet requested
 - Applied: Grant or loan application has been submitted, or budget has been requested
 - Awarded: Grant or loan has been offered but the contract has not yet been signed or budget has not yet been approved by Council
 - Encumbered: Project contract has been signed and funds have been allocated to spend on the project

Wastewater/RPWRF Maintenance

Turblex Blower Service

WWM-2019-67

Executive Summary

The project is the in-depth full servicing of the aeration basin (AB) blowers.

Project Justification

The AB blowers provide the air to maintain dissolved oxygen levels needed for the activated sludge process. They are complex turbo blowers and factory service is required on 5 year intervals on each of the blowers.

This project meets the following comprehensive plan goals and/or policies:

Capital Facilities and Utilities: CFU1,Adequate Public Facilities and Services,CFU2,Concurrency,CFU3 Coordination,CFU4, Service Provision,CFU5, Environmental Concerns

Location

Other Location

Riverside Park Water Reclamation Facility

Project Status

Active

This project has been scheduled and is in the planning phase.

External Factors

Maintenance

Maintenance of capital facilities, buildings and infrastructure has an impact on a Department’s operating budget, and thus routine maintenance costs for new and ongoing projects are identified in the table below.

	2021	2022	2023	2024	2025	2026	Total
Expected Annual Maintenance	\$0	\$0	\$0	\$0	\$0	\$0	\$0

Maintenance Comments

Wastewater/RPWRF Maintenance

Turblex Blower Service

WWM-2019-67

Spending

Project Phase	Prior Spending	2020	Estimated Spending							Total
			2021	2022	2023	2024	2025	2026	6 Year Total	
Purchases	\$0	\$0	\$0	\$130,000	\$0	\$0	\$0	\$0	\$130,000	\$130,000
Total	\$0	\$0	\$0	\$130,000	\$0	\$0	\$0	\$0	\$130,000	\$130,000

Funding

Funding Name	Source	Status*	Prior Funding	2020	Estimated Funding							Total
					2021	2022	2023	2024	2025	2026	6 Year Total	
Utility Rates-RPWRF Ops	Local	Funded	\$0	\$0	\$0	\$130,000	\$0	\$0	\$0	\$0	\$130,000	\$130,000
Total			\$0	\$0	\$0	\$130,000	\$0	\$0	\$0	\$0	\$130,000	\$130,000

*Status definitions

- Unidentified: Funding source has not yet been determined
- Identified: Funding source has been found, but not yet requested
- Applied: Grant or loan application has been submitted, or budget has been requested
- Awarded: Grant or loan has been offered but the contract has not yet been signed or budget has not yet been approved by Council
- Encumbered: Project contract has been signed and funds have been allocated to spend on the project

Wastewater/RPWRF Vehicles and Equipment

Biosolids Hauling Trucks (Dump)

WWM-2016-127

Executive Summary

Equipment being replaced is for two Biosolids Dump Trucks.

Project Justification

Biosolids generated at the Riverside Park Water Reclamation Facility are applied to private farmland in accordance with Federal and State regulations. Replacement of Biosolids hauling equipment is necessary to maintain the reliability necessary to meet Biosolids application regulations. This project is the purchase of two dump trucks to replace trucks that have reached the end of their service lives. Trucks are used in rough conditions; daily use, long miles, rough dirt roads and fields. Their service life is approximately 5 to 6 years.

This project meets the following comprehensive plan goals and/or policies:

Capital Facilities and Utilities: CFU1,Adequate Public Facilities and Services,CFU2,Concurrency,CFU3 Coordination,CFU4, Service Provision,CFU5, Environmental Concerns

Location

Other Location

Riverside Park Water Reclamation Facility

Project Status

Active

The purchase of this equipment has been scheduled.

External Factors

Maintenance

Maintenance of capital facilities, buildings and infrastructure has an impact on a Department’s operating budget, and thus routine maintenance costs for new and ongoing projects are identified in the table below.

	2021	2022	2023	2024	2025	2026	Total
Expected Annual Maintenance	\$0	\$0	\$0	\$0	\$0	\$0	\$0

Maintenance Comments

Maintenance and equipment downtime will be lower with the purchase of new more reliable equipment.

Wastewater/RPWRF Vehicles and Equipment

Biosolids Hauling Trucks (Dump)

WWM-2016-127

Spending

Project Phase	Prior Spending	2020	Estimated Spending							Total
			2021	2022	2023	2024	2025	2026	6 Year Total	
Purchases	\$0	\$225,000	\$0	\$275,000	\$0	\$0	\$0	\$0	\$275,000	\$500,000
Total	\$0	\$225,000	\$0	\$275,000	\$0	\$0	\$0	\$0	\$275,000	\$500,000

Funding

Funding Name	Source	Status*	Prior Funding	2020	Estimated Funding							Total
					2021	2022	2023	2024	2025	2026	6 Year Total	
Utility Rates-RPWRF Ops	Local	Funded	\$0	\$225,000	\$0	\$275,000	\$0	\$0	\$0	\$0	\$275,000	\$500,000
Total			\$0	\$225,000	\$0	\$275,000	\$0	\$0	\$0	\$0	\$275,000	\$500,000

*Status definitions

- Unidentified: Funding source has not yet been determined
- Identified: Funding source has been found, but not yet requested
- Applied: Grant or loan application has been submitted, or budget has been requested
- Awarded: Grant or loan has been offered but the contract has not yet been signed or budget has not yet been approved by Council
- Encumbered: Project contract has been signed and funds have been allocated to spend on the project

Wastewater/RPWRF Vehicles and Equipment

Biosolids Tractor

WWM-2015-111

Executive Summary

Equipment being replaced is a biosolids Tractor.

Project Justification

Biosolids generated at the Riverside Park Water Reclamation Facility are applied to private farmland in accordance with Federal and State regulations. Replacement of biosolids application equipment is necessary to maintain the reliability necessary to meet biosolids application regulations. The tractor used to spread the solids in the farm fields is used in rough conditions, and heavily, due to the daily requirements of our permits. The service life of this tractor is anticipated to be around 5 to 7 years before replacement is necessary.

This project meets the following comprehensive plan goals and/or policies:

Capital Facilities and Utilities: CFU1,Adequate Public Facilities and Services,CFU2,Concurrency,CFU3 Coordination,CFU4, Service Provision,CFU5, Environmental Concerns

Location

Other Location

Riverside Park Water Reclamation Facility

Project Status

Active

In the planning stage. Equipement purchase has been scheduled.

External Factors

Maintenance

Maintenance of capital facilities, buildings and infrastructure has an impact on a Department’s operating budget, and thus routine maintenance costs for new and ongoing projects are identified in the table below.

	2021	2022	2023	2024	2025	2026	Total
Expected Annual Maintenance	\$0	\$0	\$0	\$0	\$0	\$0	\$0

Maintenance Comments

Wastewater/RPWRF Vehicles and Equipment

Biosolids Tractor

WWM-2015-111

Spending

Project Phase	Prior Spending	2020	Estimated Spending							Total
			2021	2022	2023	2024	2025	2026	6 Year Total	
Purchases	\$0	\$0	\$0	\$180,000	\$0	\$180,000	\$0	\$0	\$360,000	\$360,000
Total	\$0	\$0	\$0	\$180,000	\$0	\$180,000	\$0	\$0	\$360,000	\$360,000

Funding

Funding Name	Source	Status*	Prior Funding	2020	Estimated Funding							Total
					2021	2022	2023	2024	2025	2026	6 Year Total	
Utility Rates-RPWRF Ops	Local	Funded	\$0	\$0	\$0	\$180,000	\$0	\$180,000	\$0	\$0	\$360,000	\$360,000
Total			\$0	\$0	\$0	\$180,000	\$0	\$180,000	\$0	\$0	\$360,000	\$360,000

*Status definitions

- Unidentified: Funding source has not yet been determined
- Identified: Funding source has been found, but not yet requested
- Applied: Grant or loan application has been submitted, or budget has been requested
- Awarded: Grant or loan has been offered but the contract has not yet been signed or budget has not yet been approved by Council
- Encumbered: Project contract has been signed and funds have been allocated to spend on the project

Wastewater/Stormwater

4th Avenue, Sunset to Maple, Bioretention

WWM-2016-48

Executive Summary

As part of the street project, stormwater will be separated from the Combined Sewer System along both sides of 4th Avenue with bioretention areas between the sidewalks and back of curb.

Project Justification

This project will reduce stormwater flows to the CSO system.

This project meets the following comprehensive plan goals and/or policies:

CFU 3.2 – Coordination of utility installations. This project will be constructed with a street project to reduce disruption and protect the infrastructure investment. CFU 5.3 Stormwater. This project will manage stormwater to return to natural drainage and protect water quality.

Location

Other Location

4th Avenue between Sunset and Maple

Project Status

Active

The project is in the planning stages. Design is expected to begin in 2021.

External Factors

None known.

Maintenance

Maintenance of capital facilities, buildings and infrastructure has an impact on a Department’s operating budget, and thus routine maintenance costs for new and ongoing projects are identified in the table below.

	2021	2022	2023	2024	2025	2026	Total
Expected Annual Maintenance	\$0	\$0	\$0	\$0	\$0	\$0	\$0

Maintenance Comments

Wastewater/Stormwater

4th Avenue, Sunset to Maple, Bioretention

WWM-2016-48

Spending

Project Phase	Prior Spending	2020	Estimated Spending							Total
			2021	2022	2023	2024	2025	2026	6 Year Total	
Construction	\$0	\$0	\$0	\$380,000	\$20,000	\$0	\$0	\$0	\$400,000	\$400,000
Design	\$0	\$0	\$40,000	\$0	\$0	\$0	\$0	\$0	\$40,000	\$40,000
Total	\$0	\$0	\$40,000	\$380,000	\$20,000	\$0	\$0	\$0	\$440,000	\$440,000

Funding

Funding Name	Source	Status*	Prior Funding	2020	Estimated Funding							Total
					2021	2022	2023	2024	2025	2026	6 Year Total	
Utility Rates-IC	Local	Funded	\$0	\$0	\$40,000	\$380,000	\$20,000	\$0	\$0	\$0	\$440,000	\$440,000
Total			\$0	\$0	\$40,000	\$380,000	\$20,000	\$0	\$0	\$0	\$440,000	\$440,000

- *Status definitions
- Unidentified: Funding source has not yet been determined
 - Identified: Funding source has been found, but not yet requested
 - Applied: Grant or loan application has been submitted, or budget has been requested
 - Awarded: Grant or loan has been offered but the contract has not yet been signed or budget has not yet been approved by Council
 - Encumbered: Project contract has been signed and funds have been allocated to spend on the project

Wastewater/Stormwater

Broadway, Cedar to Post, Stormwater Separation

WWM-2018-70

Executive Summary

This project will provide stormwater improvements with the street project. The improvements will include separation and treatment from the combined sewer system. Portions of the project are also located within an area served by separated storm pipe. These areas are being evaluated for treatment.

Project Justification

This project is necessary to reduce sanitary sewer overflows and remove untreated stormwater from the Spokane River and improve water quality.

This project meets the following comprehensive plan goals and/or policies:

CFU 5.3 Stormwater. This project will manage stormwater to return to natural drainage and protect water quality.

Location

Other Location

Broadway between Cedar and Post.

Project Status

Active

This project is currently in the planning stage.

External Factors

This project is being constructed along with the street improvement project.

Maintenance

Maintenance of capital facilities, buildings and infrastructure has an impact on a Department's operating budget, and thus routine maintenance costs for new and ongoing projects are identified in the table below.

	2021	2022	2023	2024	2025	2026	Total
Expected Annual Maintenance	\$0	\$0	\$0	\$0	\$0	\$0	\$0

Maintenance Comments

Wastewater/Stormwater

Broadway, Cedar to Post, Stormwater Separation

WWM-2018-70

Spending

Project Phase	Prior Spending	2020	Estimated Spending							Total
			2021	2022	2023	2024	2025	2026	6 Year Total	
Construction	\$0	\$0	\$0	\$0	\$0	\$1,500,000	\$0	\$0	\$1,500,000	\$1,500,000
Design	\$0	\$0	\$0	\$0	\$100,000	\$0	\$0	\$0	\$100,000	\$100,000
Planning	\$0	\$0	\$10,000	\$0	\$0	\$0	\$0	\$0	\$10,000	\$10,000
Total	\$0	\$0	\$10,000	\$0	\$100,000	\$1,500,000	\$0	\$0	\$1,610,000	\$1,610,000

Funding

Funding Name	Source	Status*	Prior Funding	2020	Estimated Funding							Total
					2021	2022	2023	2024	2025	2026	6 Year Total	
Utility Rates-IC	Local	Funded	\$0	\$0	\$10,000	\$0	\$100,000	\$1,500,000	\$0	\$0	\$1,610,000	\$1,610,000
Total			\$0	\$0	\$10,000	\$0	\$100,000	\$1,500,000	\$0	\$0	\$1,610,000	\$1,610,000

- *Status definitions
- Unidentified: Funding source has not yet been determined
 - Identified: Funding source has been found, but not yet requested
 - Applied: Grant or loan application has been submitted, or budget has been requested
 - Awarded: Grant or loan has been offered but the contract has not yet been signed or budget has not yet been approved by Council
 - Encumbered: Project contract has been signed and funds have been allocated to spend on the project

Wastewater/Stormwater

Cochran Basin Conveyance Pipeline, TJ Meenach to Downriver

WWM-2013-137

Executive Summary

This project will construct a pipeline to convey stormwater from Cochran Basin to Downriver Disc Golf Course for treatment, and infiltration.

Project Justification

By eliminating the discharge of stormwater from the Cochran Basin, approximately 50% of the City of Spokane’s stormwater discharge to the Spokane River will be removed. Approximately 90% of stormwater from this basin will be treated and infiltrated.

This project meets the following comprehensive plan goals and/or policies:

CFU 5.3 Stormwater. This project reduces to impacts of urban runoff.

Location

Other Location

TJ Meenach from NW Blvd to Downriver Dr.

Project Status

Active

The project is currently in preliminary design stages.

External Factors

Cochran Basin construction depends upon grant funding. A Stormwater Financial Assistance Program was applied for this project and is listed on the State Fiscal Year 2020 Draft Water Quality Funding Offer List and Intended Use Plan.

Maintenance

Maintenance of capital facilities, buildings and infrastructure has an impact on a Department’s operating budget, and thus routine maintenance costs for new and ongoing projects are identified in the table below.

	2021	2022	2023	2024	2025	2026	Total
Expected Annual Maintenance	\$0	\$0	\$0	\$0	\$0	\$0	\$0

Maintenance Comments

Wastewater/Stormwater

Cochran Basin Conveyance Pipeline, TJ Meenach to Downriver

WWM-2013-137

Spending

Project Phase	Prior Spending	2020	Estimated Spending							Total
			2021	2022	2023	2024	2025	2026	6 Year Total	
Construction	\$0	\$0	\$4,010,000	\$3,925,000	\$0	\$0	\$0	\$0	\$7,935,000	\$7,935,000
Design	\$0	\$20,000	\$100,000	\$0	\$0	\$0	\$0	\$0	\$100,000	\$120,000
Planning	\$9,216	\$0	\$0	\$0	\$0	\$0	\$0	\$0	\$0	\$9,216
Total	\$9,216	\$20,000	\$4,110,000	\$3,925,000	\$0	\$0	\$0	\$0	\$8,035,000	\$8,064,216

Funding

Funding Name	Source	Status*	Prior Funding	2020	Estimated Funding							Total
					2021	2022	2023	2024	2025	2026	6 Year Total	
Grant-SFAP	State	Funded	\$0	\$20,000	\$0	\$1,000,000	\$0	\$0	\$0	\$0	\$5,980,000	\$6,000,000
Utility Rates-IC	Local	Funded	\$9,216	\$0	\$1,705,000	\$350,000	\$0	\$0	\$0	\$0	\$2,055,000	\$2,064,216
Total			\$9,216	\$20,000	\$4,110,000	\$3,925,000	\$0	\$0	\$0	\$0	\$8,035,000	\$8,064,216

*Status definitions

- Unidentified: Funding source has not yet been determined
- Identified: Funding source has been found, but not yet requested
- Applied: Grant or loan application has been submitted, or budget has been requested
- Awarded: Grant or loan has been offered but the contract has not yet been signed or budget has not yet been approved by Council
- Encumbered: Project contract has been signed and funds have been allocated to spend on the project

Wastewater/Stormwater

Cochran Basin Lift Station and Control Facility

WWM-2019-11

Executive Summary

A concrete facility will be constructed to divert flow from Cochran Basin to the bio-retention facilities. A lift station, valves and weir will be included as part of the control strategy. Design will occur in 2021. Construction will occur in 2022.

Project Justification

By eliminating the discharge of stormwater from the Cochran Basin, approximately 50% of the City of Spokane’s stormwater discharge to the Spokane River will be removed. Approximately 90% of stormwater from this basin will be treated to meet water quality requirements from the Department of Ecology.

This project meets the following comprehensive plan goals and/or policies:

CFU 5.3 Stormwater. This project reduces to impacts of urban runoff.

Location

Other Location

TJ Meenach and NW Blvd

Project Status

Active

Preliminary design work in underway.

External Factors

Cochran Basin construction depends upon grant funding.

Maintenance

Maintenance of capital facilities, buildings and infrastructure has an impact on a Department’s operating budget, and thus routine maintenance costs for new and ongoing projects are identified in the table below.

	2021	2022	2023	2024	2025	2026	Total
Expected Annual Maintenance	\$0	\$0	\$0	\$0	\$0	\$0	\$0

Maintenance Comments

Wastewater/Stormwater

Cochran Basin Lift Station and Control Facility

WWM-2019-11

Spending

Project Phase	Prior Spending	2020	Estimated Spending							Total
			2021	2022	2023	2024	2025	2026	6 Year Total	
Construction	\$0	\$0	\$0	\$5,913,000	\$0	\$0	\$0	\$0	\$5,913,000	\$5,913,000
Design	\$0	\$0	\$720,000	\$0	\$0	\$0	\$0	\$0	\$720,000	\$720,000
Total	\$0	\$0	\$720,000	\$5,913,000	\$0	\$0	\$0	\$0	\$6,633,000	\$6,633,000

Funding

Funding Name	Source	Status*	Prior Funding	2020	Estimated Funding							Total
					2021	2022	2023	2024	2025	2026	6 Year Total	
Grant-SFAP	State	Unfunded	\$0	\$0	\$0	\$4,974,750	\$0	\$0	\$0	\$0	\$4,974,750	\$4,974,750
Utility Rates-IC	Local	Funded	\$0	\$0	\$720,000	\$938,250	\$0	\$0	\$0	\$0	\$1,658,250	\$1,658,250
Total			\$0	\$0	\$720,000	\$5,913,000	\$0	\$0	\$0	\$0	\$6,633,000	\$6,633,000

- *Status definitions
- Unidentified: Funding source has not yet been determined
 - Identified: Funding source has been found, but not yet requested
 - Applied: Grant or loan application has been submitted, or budget has been requested
 - Awarded: Grant or loan has been offered but the contract has not yet been signed or budget has not yet been approved by Council
 - Encumbered: Project contract has been signed and funds have been allocated to spend on the project

Wastewater/Stormwater**Cochran Basin Stormwater Piping, TJ Meenach-River to NW Blvd**

WWM-2015-68

Executive Summary

Stormwater piping will be constructed with the TJ Meenach street project to convey Cochran Basin flows to the Downriver Boat Launch treatment facility.

Project Justification

This project will reduce the direct discharge of stormwater to the Spokane River from the Cochran Basin.

This project meets the following comprehensive plan goals and/or policies:

CFU 5.3 Stormwater-this project will reduce the impacts of urban runoff.

Location

Other Location

TJ Meenach from Downriver Dr to Northwest Blvd

Project Status

Active

Design will begin in 2020. Construction in 2021.

External Factors

Project funding is based on receiving State funding that is currently awaiting budget approval. This is an integrated project and is tied to the construction of the street projects.

Maintenance

Maintenance of capital facilities, buildings and infrastructure has an impact on a Department's operating budget, and thus routine maintenance costs for new and ongoing projects are identified in the table below.

	2021	2022	2023	2024	2025	2026	Total
Expected Annual Maintenance	\$0	\$0	\$0	\$0	\$0	\$0	\$0

Maintenance Comments

Wastewater/Stormwater

Cochran Basin Stormwater Piping, TJ Meenach-River to NW Blvd

WWM-2015-68

Spending

Project Phase	Prior Spending	2020	Estimated Spending							Total
			2021	2022	2023	2024	2025	2026	6 Year Total	
Construction	\$0	\$0	\$2,867,000	\$0	\$0	\$0	\$0	\$0	\$2,867,000	\$2,867,000
Design	\$257	\$315,000	\$0	\$0	\$0	\$0	\$0	\$0	\$0	\$315,257
Total	\$257	\$315,000	\$2,867,000	\$0	\$0	\$0	\$0	\$0	\$2,867,000	\$3,182,257

Funding

Funding Name	Source	Status*	Prior Funding	2020	Estimated Funding							Total
					2021	2022	2023	2024	2025	2026	6 Year Total	
Grant-SFAP	State	Funded	\$0	\$0	\$0	\$0	\$0	\$0	\$0	\$0	\$2,326,000	\$2,326,000
Utility Rates-IC	Local	Funded	\$257	\$235,000	\$541,000	\$0	\$0	\$0	\$0	\$0	\$541,000	\$776,257
Total			\$257	\$315,000	\$2,867,000	\$0	\$0	\$0	\$0	\$0	\$2,867,000	\$3,182,257

- *Status definitions
- Unidentified: Funding source has not yet been determined
 - Identified: Funding source has been found, but not yet requested
 - Applied: Grant or loan application has been submitted, or budget has been requested
 - Awarded: Grant or loan has been offered but the contract has not yet been signed or budget has not yet been approved by Council
 - Encumbered: Project contract has been signed and funds have been allocated to spend on the project

Wastewater/Stormwater

Cochran Basin Treatment Facility-Downriver Boat Launch

WWM-2015-109

Executive Summary

This project will construct a stormwater treatment and retention facility to be integrated with the Downriver Boat Launch. Construction will be coordinated with TJ Meenach street reconstruction project.

Project Justification

This project will reduce the direct discharge of stormwater to the Spokane River from the Cochran Basin. By eliminating the discharge of stormwater from the Cochran Basin, approximately 50% of the City of Spokane’s stormwater discharge to the Spokane River will be removed. Approximately 90% of stormwater from this basin will be treated to meet the water quality requirements from the Department of Ecology.

This project meets the following comprehensive plan goals and/or policies:

CFU 5.3 Stormwater-this project will reduce the impacts of urban runoff.

Location

Other Location

TJ Meenach and the Spokane River

Project Status

Active

Planning efforts have included preliminary design for Cochran Basin and Downriver Park Master Plan. Design is scheduled to begin in 2020 and construction is scheduled for 2021.

External Factors

Funding from Washington State.

Maintenance

Maintenance of capital facilities, buildings and infrastructure has an impact on a Department’s operating budget, and thus routine maintenance costs for new and ongoing projects are identified in the table below.

	2021	2022	2023	2024	2025	2026	Total
Expected Annual Maintenance	\$0	\$0	\$0	\$0	\$0	\$0	\$0

Maintenance Comments

Wastewater/Stormwater

Cochran Basin Treatment Facility-Downriver Boat Launch

WWM-2015-109

Spending

Project Phase	Prior Spending	2020	Estimated Spending							Total
			2021	2022	2023	2024	2025	2026	6 Year Total	
Construction	\$0	\$0	\$2,175,000	\$0	\$0	\$0	\$0	\$0	\$2,175,000	\$2,175,000
Design	\$2,917	\$200,000	\$0	\$0	\$0	\$0	\$0	\$0	\$0	\$202,917
Total	\$2,917	\$200,000	\$2,175,000	\$0	\$0	\$0	\$0	\$0	\$2,175,000	\$2,377,917

Funding

Funding Name	Source	Status*	Prior Funding	2020	Estimated Funding							Total
					2021	2022	2023	2024	2025	2026	6 Year Total	
Grant-SFAP	State	Funded	\$0	\$150,000	\$1,475,000	\$0	\$0	\$0	\$0	\$0	\$1,475,000	\$1,625,000
Utility Rates-IC	Local	Funded	\$2,917	\$50,000	\$700,000	\$0	\$0	\$0	\$0	\$0	\$700,000	\$752,917
Total			\$2,917	\$200,000	\$2,175,000	\$0	\$0	\$0	\$0	\$0	\$2,175,000	\$2,377,917

- *Status definitions
- Unidentified: Funding source has not yet been determined
 - Identified: Funding source has been found, but not yet requested
 - Applied: Grant or loan application has been submitted, or budget has been requested
 - Awarded: Grant or loan has been offered but the contract has not yet been signed or budget has not yet been approved by Council
 - Encumbered: Project contract has been signed and funds have been allocated to spend on the project

Wastewater/Stormwater

Cochran Basin Treatment Facility-Downriver Disc Golf Course

WWM-2016-15

Executive Summary

This project will construct a stormwater treatment and retention facility to be integrated with the Downriver Disc Golf Course. This project will eliminate the direct discharge of stormwater to the Spokane River from the Cochran Basin.

Project Justification

This project will eliminate the direct discharge of stormwater to the Spokane River from the Cochran Basin. By eliminating the discharge of stormwater from the Cochran Basin, approximately 50% of the City of Spokane’s stormwater discharge to the Spokane River will be removed. Approximately 90% of stormwater from this basin will be treated to meet the water quality requirements from the Department of Ecology.

This project meets the following comprehensive plan goals and/or policies:

CFU 5.3 Stormwater-this project will reduce the impacts of urban runoff.

Location

Other Location

Downriver Dr and A.L. White Pkwy

Project Status

Active

The project is currently in design. Construction is anticipated for late 2020.

External Factors

Funding from the State of Washington, construction of connecting piping from TJ Meenach, and construction in Downriver Golf Course.

Maintenance

Maintenance of capital facilities, buildings and infrastructure has an impact on a Department’s operating budget, and thus routine maintenance costs for new and ongoing projects are identified in the table below.

	2021	2022	2023	2024	2025	2026	Total
Expected Annual Maintenance	\$0	\$0	\$10,000	\$10,000	\$0	\$0	\$40,000

Maintenance Comments

Wastewater/Stormwater

Cochran Basin Treatment Facility-Downriver Disc Golf Course

WWM-2016-15

Spending

Project Phase	Prior Spending	2020	Estimated Spending							Total
			2021	2022	2023	2024	2025	2026	6 Year Total	
Construction	\$0	\$2,244,670	\$812,330	\$0	\$0	\$0	\$0	\$0	\$812,330	\$3,057,000
Design	\$5,330	\$40,000	\$0	\$0	\$0	\$0	\$0	\$0	\$0	\$45,330
Total	\$5,330	\$2,284,670	\$812,330	\$0	\$0	\$0	\$0	\$0	\$812,330	\$3,102,330

Funding

Funding Name	Source	Status*	Prior Funding	2020	Estimated Funding							Total
					2021	2022	2023	2024	2025	2026	6 Year Total	
Grant-SFAP	State	Funded	\$0	\$1,530,000	\$622,500	\$0	\$0	\$0	\$0	\$0	\$622,500	\$2,152,500
Utility Rates-IC	Local	Funded	\$5,330	\$754,670	\$189,830	\$0	\$0	\$0	\$0	\$0	\$189,830	\$949,830
Total			\$5,330	\$2,284,670	\$812,330	\$0	\$0	\$0	\$0	\$0	\$812,330	\$3,102,330

*Status definitions

- Unidentified: Funding source has not yet been determined
- Identified: Funding source has been found, but not yet requested
- Applied: Grant or loan application has been submitted, or budget has been requested
- Awarded: Grant or loan has been offered but the contract has not yet been signed or budget has not yet been approved by Council
- Encumbered: Project contract has been signed and funds have been allocated to spend on the project

Wastewater/Stormwater

CSO 25 Swale Rehabilitation

WWM-2020-45

Executive Summary

Construction of the CSO 25 stormwater swales was completed in 2018. The swales have since experienced plugging, resulting in poor infiltration. This project will construct BMPs to manage the sediment loading that is causing the poor infiltration, as well as rehab plugged portions of the swales.

Project Justification

The project is necessary because standing water creates a health hazard to the public.

This project meets the following comprehensive plan goals and/or policies:

CFU 1.3 Maintenance; CFU 5.3 Stormwater

Location

Other Location

Riverwalk Park between Cedar and Oak.

Project Status

Active

The project will be constructed in 2023.

External Factors

Maintenance

Maintenance of capital facilities, buildings and infrastructure has an impact on a Department’s operating budget, and thus routine maintenance costs for new and ongoing projects are identified in the table below.

	2021	2022	2023	2024	2025	2026	Total
Expected Annual Maintenance	\$0	\$0	\$0	\$0	\$0	\$0	\$0

Maintenance Comments

Wastewater/Stormwater

CSO 25 Swale Rehabilitation

WWM-2020-45

Spending

Project Phase	Prior Spending	2020	Estimated Spending							Total
			2021	2022	2023	2024	2025	2026	6 Year Total	
Construction	\$0	\$0	\$0	\$0	\$200,000	\$0	\$0	\$0	\$200,000	\$200,000
Total	\$0	\$0	\$0	\$0	\$200,000	\$0	\$0	\$0	\$200,000	\$200,000

Funding

Funding Name	Source	Status*	Prior Funding	2020	Estimated Funding							Total
					2021	2022	2023	2024	2025	2026	6 Year Total	
Utility Rates-IC	Local	Funded	\$0	\$0	\$0	\$0	\$200,000	\$0	\$0	\$0	\$200,000	\$200,000
Total			\$0	\$0	\$0	\$0	\$200,000	\$0	\$0	\$0	\$200,000	\$200,000

- *Status definitions
- Unidentified: Funding source has not yet been determined
 - Identified: Funding source has been found, but not yet requested
 - Applied: Grant or loan application has been submitted, or budget has been requested
 - Awarded: Grant or loan has been offered but the contract has not yet been signed or budget has not yet been approved by Council
 - Encumbered: Project contract has been signed and funds have been allocated to spend on the project

Wastewater/Stormwater

Fort George Wright Stormwater Management

WWM-2016-46

Executive Summary

This project will include stormwater bioretention along the length of the street project for Fort George Wright. Design will start in 2023. Construction will occur from 2024-2025.

Project Justification

This project will eliminate untreated stormwater discharge to the Spokane River from an MS4. During the planning phase, alternative methods of stormwater management will be analyzed to determine the most cost effective solution based on life cycle costs.

This project meets the following comprehensive plan goals and/or policies:

CFU 5.3 Stormwater-this project will reduce the impacts of urban runoff.

Location

Other Location

The project is along Fort George Wright Drive between Government Way and the Spokane River.

Project Status

Active

The project is currently in the planning stages.

External Factors

Construction of the street project.

Maintenance

Maintenance of capital facilities, buildings and infrastructure has an impact on a Department’s operating budget, and thus routine maintenance costs for new and ongoing projects are identified in the table below.

	2021	2022	2023	2024	2025	2026	Total
Expected Annual Maintenance	\$0	\$0	\$0	\$0	\$0	\$0	\$0

Maintenance Comments

Wastewater/Stormwater

Fort George Wright Stormwater Management

WWM-2016-46

Spending

Project Phase	Prior Spending	2020	Estimated Spending							Total
			2021	2022	2023	2024	2025	2026	6 Year Total	
Construction	\$0	\$0	\$0	\$0	\$0	\$0	\$400,000	\$325,000	\$725,000	\$725,000
Design	\$0	\$0	\$0	\$0	\$72,000	\$73,000	\$0	\$0	\$145,000	\$145,000
Planning	\$0	\$0	\$0	\$0	\$10,000	\$0	\$0	\$0	\$10,000	\$10,000
Total	\$0	\$0	\$0	\$0	\$82,000	\$73,000	\$400,000	\$325,000	\$880,000	\$880,000

Funding

Funding Name	Source	Status*	Prior Funding	2020	Estimated Funding							Total
					2021	2022	2023	2024	2025	2026	6 Year Total	
Utility Rates-IC	Local	Funded	\$0	\$0	\$0	\$0	\$82,000	\$73,000	\$400,000	\$325,000	\$880,000	\$880,000
Total			\$0	\$0	\$0	\$0	\$82,000	\$73,000	\$400,000	\$325,000	\$880,000	\$880,000

- *Status definitions
- Unidentified: Funding source has not yet been determined
 - Identified: Funding source has been found, but not yet requested
 - Applied: Grant or loan application has been submitted, or budget has been requested
 - Awarded: Grant or loan has been offered but the contract has not yet been signed or budget has not yet been approved by Council
 - Encumbered: Project contract has been signed and funds have been allocated to spend on the project

Wastewater/Stormwater

Havana Street, Sprague to Broadway Separation

WWM-2018-79

Executive Summary

The project will provide stormwater improvements along Havana within the street project limits. The stormwater improvements will likely include bioretention outside of the right of way.

Project Justification

This area currently drains into the combined sewer system. Separating stormwater from the combined sewer system will reduce the volume treated at the Riverside Park Water Reclamation Facility and better protect the interceptor.

This project meets the following comprehensive plan goals and/or policies:

CFU 3.2 Utility Installation. This project will be constructed with a street project to reduce disruption and protect the infrastructure investment. CFU 5.3 Stormwater. This project will manage stormwater to return to natural drainage and protect water quality.

Location

Other Location

Havana between Sprague and Broadway.

Project Status

Active

The project is in the planning stage.

External Factors

This project will be constructed with the street improvement project.

Maintenance

Maintenance of capital facilities, buildings and infrastructure has an impact on a Department's operating budget, and thus routine maintenance costs for new and ongoing projects are identified in the table below.

	2021	2022	2023	2024	2025	2026	Total
Expected Annual Maintenance	\$0	\$0	\$0	\$0	\$0	\$0	\$0

Maintenance Comments

Wastewater/Stormwater

Havana Street, Sprague to Broadway Separation

WWM-2018-79

Spending

Project Phase	Prior Spending	2020	Estimated Spending							Total
			2021	2022	2023	2024	2025	2026	6 Year Total	
Construction	\$0	\$0	\$0	\$0	\$0	\$0	\$0	\$0	\$0	\$0
Design	\$0	\$0	\$0	\$0	\$0	\$0	\$25,000	\$25,000	\$50,000	\$50,000
Total	\$0	\$0	\$0	\$0	\$0	\$0	\$25,000	\$25,000	\$50,000	\$50,000

Funding

Funding Name	Source	Status*	Prior Funding	2020	Estimated Funding							Total
					2021	2022	2023	2024	2025	2026	6 Year Total	
Utility Rates-IC	Local	Funded	\$0	\$0	\$0	\$0	\$0	\$0	\$25,000	\$25,000	\$50,000	\$50,000
Total			\$0	\$0	\$0	\$0	\$0	\$0	\$25,000	\$25,000	\$50,000	\$50,000

*Status definitions

- Unidentified: Funding source has not yet been determined
- Identified: Funding source has been found, but not yet requested
- Applied: Grant or loan application has been submitted, or budget has been requested
- Awarded: Grant or loan has been offered but the contract has not yet been signed or budget has not yet been approved by Council
- Encumbered: Project contract has been signed and funds have been allocated to spend on the project

Wastewater/Stormwater

Main Avenue Stormwater, Wall to Browne

WWM-2017-50

Executive Summary

Stormwater improvements will be constructed associated with the street project.

Project Justification

The downtown area has a history of rain related backups and surcharging. This project will provide additional capacity for the rain related issues. The planning analysis will target using the Clean Water drain as an alternative for treated stormwater effluent disposal.

This project meets the following comprehensive plan goals and/or policies:

CFU 3.2 Utility Installation. This project will be constructed with a street project to reduce disruption and protect the infrastructure investment. CFU 5.3 Stormwater. This project will manage stormwater to return to natural drainage and protect water quality.

Location

Other Location

Main Ave, Wall to Browne St

Project Status

Active

Planning stage.

External Factors

Construction of the street project.

Maintenance

Maintenance of capital facilities, buildings and infrastructure has an impact on a Department’s operating budget, and thus routine maintenance costs for new and ongoing projects are identified in the table below.

	2021	2022	2023	2024	2025	2026	Total
Expected Annual Maintenance	\$0	\$0	\$0	\$0	\$0	\$0	\$0

Maintenance Comments

Wastewater/Stormwater

Main Avenue Stormwater, Wall to Browne

WWM-2017-50

Spending

Project Phase	Prior Spending	2020	Estimated Spending							Total
			2021	2022	2023	2024	2025	2026	6 Year Total	
Construction	\$0	\$0	\$0	\$0	\$0	\$0	\$0	\$1,200,000	\$1,200,000	\$1,200,000
Design	\$0	\$0	\$0	\$0	\$0	\$0	\$120,000	\$0	\$120,000	\$120,000
Planning	\$0	\$0	\$0	\$0	\$40,000	\$0	\$0	\$0	\$40,000	\$40,000
Total	\$0	\$0	\$0	\$0	\$40,000	\$0	\$120,000	\$1,200,000	\$1,360,000	\$1,360,000

Funding

Funding Name	Source	Status*	Prior Funding	2020	Estimated Funding							Total
					2021	2022	2023	2024	2025	2026	6 Year Total	
Utility Rates-IC	Local	Funded	\$0	\$0	\$0	\$0	\$40,000	\$0	\$120,000	\$1,200,000	\$1,360,000	\$1,360,000
Total			\$0	\$0	\$0	\$0	\$40,000	\$0	\$120,000	\$1,200,000	\$1,360,000	\$1,360,000

- *Status definitions
- Unidentified: Funding source has not yet been determined
 - Identified: Funding source has been found, but not yet requested
 - Applied: Grant or loan application has been submitted, or budget has been requested
 - Awarded: Grant or loan has been offered but the contract has not yet been signed or budget has not yet been approved by Council
 - Encumbered: Project contract has been signed and funds have been allocated to spend on the project

Wastewater/Stormwater

Mallon Avenue, Monroe to Howard, Stormwater Management

WWM-2018-75

Executive Summary

This project will provide treatment and potential retention of stormwater prior to discharging back into the existing separated storm system.

Project Justification

This project will improve the water quality in the Spokane River. Treatment will be provided prior to discharging the runoff. This untreated runoff currently drains through an MS4 to the Spokane River.

This project meets the following comprehensive plan goals and/or policies:

CFU 3.2 Utility Installation. This project will be constructed with a street project to reduce disruption and protect the infrastructure investm NE 1 Water Quality. Protect the Aquifer; CFU 5.3 Stormwater. This project will manage stormwater to return to natural drainage and protect water quality.

Location

Other Location

The project is located along Mallon Avenue between Monroe and Howard.

Project Status

Active

The project is in the planning stage.

External Factors

Construction of the street improvement project.

Maintenance

Maintenance of capital facilities, buildings and infrastructure has an impact on a Department's operating budget, and thus routine maintenance costs for new and ongoing projects are identified in the table below.

	2021	2022	2023	2024	2025	2026	Total
Expected Annual Maintenance	\$0	\$0	\$0	\$0	\$0	\$0	\$0

Maintenance Comments

Wastewater/Stormwater
Mallon Avenue, Monroe to Howard, Stormwater Management
WWM-2018-75

Spending

Project Phase	Prior Spending	2020	Estimated Spending							Total
			2021	2022	2023	2024	2025	2026	6 Year Total	
Construction	\$0	\$0	\$0	\$0	\$0	\$0	\$600,000	\$0	\$600,000	\$600,000
Design	\$0	\$0	\$0	\$0	\$0	\$60,000	\$0	\$0	\$60,000	\$60,000
Total	\$0	\$0	\$0	\$0	\$0	\$60,000	\$600,000	\$0	\$660,000	\$660,000

Funding

Funding Name	Source	Status*	Prior Funding	2020	Estimated Funding							Total
					2021	2022	2023	2024	2025	2026	6 Year Total	
Grant-SFAP	State	Unfunded	\$0	\$0	\$0	\$0	\$0	\$48,000	\$480,000	\$0	\$528,000	\$528,000
Utility Rates-IC	Local	Funded	\$0	\$0	\$0	\$0	\$0	\$12,000	\$120,000	\$0	\$132,000	\$132,000
Total			\$0	\$0	\$0	\$0	\$0	\$60,000	\$600,000	\$0	\$660,000	\$660,000

- *Status definitions
- Unidentified: Funding source has not yet been determined
 - Identified: Funding source has been found, but not yet requested
 - Applied: Grant or loan application has been submitted, or budget has been requested
 - Awarded: Grant or loan has been offered but the contract has not yet been signed or budget has not yet been approved by Council
 - Encumbered: Project contract has been signed and funds have been allocated to spend on the project

Wastewater/Stormwater

Maple Street, Riverside to Pacific, Stormwater Separation

WWM-2016-47

Executive Summary

The project will separate stormwater from the intersection of Maple and Pacific by re-routing the existing storm pipe to the green space to the east of Maple. Construction will be with the Central City Line route by STA.

Project Justification

The project will reduce the untreated stormwater discharge to the Spokane River.

This project meets the following comprehensive plan goals and/or policies:

CFU 5.3 Stormwater

Location

Other Location

Maple Street between Riverside and Pacific.

Project Status

Active

The project is in the planning stage.

External Factors

Construction of the street project and central city line.

Maintenance

Maintenance of capital facilities, buildings and infrastructure has an impact on a Department's operating budget, and thus routine maintenance costs for new and ongoing projects are identified in the table below.

	2021	2022	2023	2024	2025	2026	Total
Expected Annual Maintenance	\$0	\$0	\$0	\$0	\$0	\$0	\$0

Maintenance Comments

Wastewater/Stormwater

Maple Street, Riverside to Pacific, Stormwater Separation

WWM-2016-47

Spending

Project Phase	Prior Spending	2020	Estimated Spending							Total
			2021	2022	2023	2024	2025	2026	6 Year Total	
Construction	\$0	\$0	\$60,000	\$5,000	\$0	\$0	\$0	\$0	\$65,000	\$65,000
Design	\$0	\$0	\$0	\$0	\$0	\$0	\$0	\$0	\$0	\$0
Total	\$0	\$0	\$60,000	\$5,000	\$0	\$0	\$0	\$0	\$65,000	\$65,000

Funding

Funding Name	Source	Status*	Prior Funding	2020	Estimated Funding							Total
					2021	2022	2023	2024	2025	2026	6 Year Total	
Utility Rates-IC	Local	Funded	\$0	\$0	\$60,000	\$5,000	\$0	\$0	\$0	\$0	\$65,000	\$65,000
Total			\$0	\$0	\$60,000	\$5,000	\$0	\$0	\$0	\$0	\$65,000	\$65,000

- *Status definitions
- Unidentified: Funding source has not yet been determined
 - Identified: Funding source has been found, but not yet requested
 - Applied: Grant or loan application has been submitted, or budget has been requested
 - Awarded: Grant or loan has been offered but the contract has not yet been signed or budget has not yet been approved by Council
 - Encumbered: Project contract has been signed and funds have been allocated to spend on the project

Wastewater/Stormwater

Napa Street, Sprague to 2nd Stormwater

WWM-2016-44

Executive Summary

Stormwater will be separated for treatment and infiltration as part of the street project.

Project Justification

Stormwater in this portion of Napa Street flows to the CSO Basin 34. Separating the stormwater from the combined sewer system will improve the quality of the Spokane River by reducing overflows, reduce the volume treated at Riverside Park Water Reclamation Facility, and protect the collection system pipes.

This project meets the following comprehensive plan goals and/or policies:

CFU 5.3 Stormwater-this project will reduce the impacts of urban runoff.

Location

Other Location

Napa St from Sprague to 2nd Avenue

Project Status

Active

Planning stages.

External Factors

This is an integrated project. The changes to the construction schedule will affect the timing on this project.

Maintenance

Maintenance of capital facilities, buildings and infrastructure has an impact on a Department’s operating budget, and thus routine maintenance costs for new and ongoing projects are identified in the table below.

	2021	2022	2023	2024	2025	2026	Total
Expected Annual Maintenance	\$0	\$0	\$0	\$0	\$0	\$0	\$0

Maintenance Comments

Wastewater/Stormwater

Napa Street, Sprague to 2nd Stormwater

WWM-2016-44

Spending

Project Phase	Prior Spending	2020	Estimated Spending							Total
			2021	2022	2023	2024	2025	2026	6 Year Total	
Construction	\$0	\$0	\$0	\$0	\$0	\$0	\$0	\$500,000	\$500,000	\$500,000
Design	\$0	\$0	\$0	\$0	\$0	\$0	\$50,000	\$0	\$50,000	\$50,000
Total	\$0	\$0	\$0	\$0	\$0	\$0	\$50,000	\$500,000	\$550,000	\$550,000

Funding

Funding Name	Source	Status*	Prior Funding	2020	Estimated Funding							Total
					2021	2022	2023	2024	2025	2026	6 Year Total	
Grant-SFAP	State	Unfunded	\$0	\$0	\$0	\$0	\$0	\$0	\$37,500	\$375,000	\$412,500	\$412,500
Utility Rates-IC	Local	Funded	\$0	\$0	\$0	\$0	\$0	\$0	\$12,500	\$125,000	\$137,500	\$137,500
Total			\$0	\$0	\$0	\$0	\$0	\$0	\$50,000	\$500,000	\$550,000	\$550,000

- *Status definitions
- Unidentified: Funding source has not yet been determined
 - Identified: Funding source has been found, but not yet requested
 - Applied: Grant or loan application has been submitted, or budget has been requested
 - Awarded: Grant or loan has been offered but the contract has not yet been signed or budget has not yet been approved by Council
 - Encumbered: Project contract has been signed and funds have been allocated to spend on the project

Wastewater/Stormwater

NSC - Greene Basin Storm Improvements

WWM-2020-5

Executive Summary

Install storm swale at North end of SCC campus near Upriver Drive to reduce flow to Spokane River.

Project Justification

NSC construction will eliminate the current Greene Basin outflow into Spokane River. Construction of a swale required to infiltrate stormwater.

This project meets the following comprehensive plan goals and/or policies:

CFU 5.3 Implement a stormwater management plan to reduce impacts from urban runoff

Location

Other Location

South of Spokane River near intersection of Ermina and Riverton

Project Status

Active

This project is currently in the planning stage.

External Factors

Construction of the NSC River Crossing and Sprague Ave to Spokane River - Phase I projects

Maintenance

Maintenance of capital facilities, buildings and infrastructure has an impact on a Department's operating budget, and thus routine maintenance costs for new and ongoing projects are identified in the table below.

	2021	2022	2023	2024	2025	2026	Total
Expected Annual Maintenance	\$0	\$0	\$0	\$0	\$0	\$0	\$0

Maintenance Comments

Wastewater/Stormwater

NSC - Greene Basin Storm Improvements

WWM-2020-5

Spending

Project Phase	Prior Spending	2020	Estimated Spending							Total
			2021	2022	2023	2024	2025	2026	6 Year Total	
Construction	\$0	\$0	\$1,724,000	\$0	\$0	\$0	\$0	\$0	\$1,724,000	\$1,724,000
Design	\$0	\$162,000	\$0	\$0	\$0	\$0	\$0	\$0	\$0	\$162,000
Planning	\$0	\$10,000	\$0	\$0	\$0	\$0	\$0	\$0	\$0	\$10,000
Total	\$0	\$172,000	\$1,724,000	\$0	\$0	\$0	\$0	\$0	\$1,724,000	\$1,896,000

Funding

Funding Name	Source	Status*	Prior Funding	2020	Estimated Funding							Total
					2021	2022	2023	2024	2025	2026	6 Year Total	
Grant WSDOT	State	Funded	\$0	\$86,000	\$862,000	\$0	\$0	\$0	\$0	\$0	\$862,000	\$948,000
Utility Rates-IC	Local	Funded	\$0	\$86,000	\$862,000	\$0	\$0	\$0	\$0	\$0	\$862,000	\$948,000
Total			\$0	\$172,000	\$1,724,000	\$0	\$0	\$0	\$0	\$0	\$1,724,000	\$1,896,000

- *Status definitions
- Unidentified: Funding source has not yet been determined
 - Identified: Funding source has been found, but not yet requested
 - Applied: Grant or loan application has been submitted, or budget has been requested
 - Awarded: Grant or loan has been offered but the contract has not yet been signed or budget has not yet been approved by Council
 - Encumbered: Project contract has been signed and funds have been allocated to spend on the project

Wastewater/Stormwater

NSC - Ralph Stormwater Improvements

WWM-2020-2

Executive Summary

Multi-Tier storm swale at base of Ralph Basin to reduce flow to Spokane River.

Project Justification

Construction of North Spokane Corridor creates an opportunity to complete this project to reduce pollution in the Spokane River

This project meets the following comprehensive plan goals and/or policies:

CFU 5.3 Implement a stormwater management plan to reduce impacts from urban runoff

Location

Other Location

Ralph St and Carlisle Ave

Project Status

Active

This project is currently in the planning stage. Project 2020060

External Factors

Construction to be completed in conjunction with North Spokane Corridor construction in this area.

Maintenance

Maintenance of capital facilities, buildings and infrastructure has an impact on a Department's operating budget, and thus routine maintenance costs for new and ongoing projects are identified in the table below.

	2021	2022	2023	2024	2025	2026	Total
Expected Annual Maintenance	\$0	\$0	\$0	\$0	\$0	\$0	\$0

Maintenance Comments

Wastewater/Stormwater

NSC - Ralph Stormwater Improvements

WWM-2020-2

Spending

Project Phase	Prior Spending	2020	Estimated Spending							Total
			2021	2022	2023	2024	2025	2026	6 Year Total	
Construction	\$0	\$0	\$0	\$1,150,000	\$0	\$0	\$0	\$0	\$1,150,000	\$1,150,000
Design	\$0	\$110,000	\$0	\$0	\$0	\$0	\$0	\$0	\$0	\$110,000
Planning	\$0	\$20,000	\$0	\$0	\$0	\$0	\$0	\$0	\$0	\$20,000
Total	\$0	\$130,000	\$0	\$1,150,000	\$0	\$0	\$0	\$0	\$1,150,000	\$1,280,000

Funding

Funding Name	Source	Status*	Prior Funding	2020	Estimated Funding							Total
					2021	2022	2023	2024	2025	2026	6 Year Total	
Utility Rates-IC	Local	Funded	\$0	\$130,000	\$0	\$1,150,000	\$0	\$0	\$0	\$0	\$1,150,000	\$1,280,000
Total			\$0	\$130,000	\$0	\$1,150,000	\$0	\$0	\$0	\$0	\$1,150,000	\$1,280,000

*Status definitions

- Unidentified: Funding source has not yet been determined
- Identified: Funding source has been found, but not yet requested
- Applied: Grant or loan application has been submitted, or budget has been requested
- Awarded: Grant or loan has been offered but the contract has not yet been signed or budget has not yet been approved by Council
- Encumbered: Project contract has been signed and funds have been allocated to spend on the project

Wastewater/Stormwater**NSC - Rockwell Casing**

WWM-2019-32

Executive Summary

Install casing under BNSF railroad and future North Spokane Corridor (NSC) for future stormwater main. Construct with 2017154 - NSC Rockwell Water. Design was completed in 2019. Construction will begin in 2019 and will be completed in 2020.

Project Justification

To convey stormwater from west of the NSC and BNSF corridor to east of the corridor.

This project meets the following comprehensive plan goals and/or policies:

CFU 1 adequate public facilities CFU 3 Coordination

Location

Other Location

Rockwell Ave. - Market St. to Ralph St.

Project Status

Active

Design complete. Construction in 2019. On-going coordination with WSDOT for North Spokane Corridor (NSC).

External Factors

Construction schedule for the NSC.

Maintenance

Maintenance of capital facilities, buildings and infrastructure has an impact on a Department's operating budget, and thus routine maintenance costs for new and ongoing projects are identified in the table below.

	2021	2022	2023	2024	2025	2026	Total
Expected Annual Maintenance	\$0	\$0	\$0	\$0	\$0	\$0	\$0

Maintenance Comments

Wastewater/Stormwater

NSC - Rockwell Casing

WWM-2019-32

Spending

Project Phase	Prior Spending	2020	Estimated Spending							Total
			2021	2022	2023	2024	2025	2026	6 Year Total	
Construction	\$0	\$655,000	\$10,000	\$0	\$0	\$0	\$0	\$0	\$10,000	\$665,000
Design	\$1,903	\$0	\$0	\$0	\$0	\$0	\$0	\$0	\$0	\$1,903
Total	\$1,903	\$655,000	\$10,000	\$0	\$0	\$0	\$0	\$0	\$10,000	\$666,903

Funding

Funding Name	Source	Status*	Prior Funding	2020	Estimated Funding							Total
					2021	2022	2023	2024	2025	2026	6 Year Total	
Utility Rates-IC	Local	Funded	\$1,903	\$655,000	\$10,000	\$0	\$0	\$0	\$0	\$0	\$10,000	\$666,903
Total			\$1,903	\$655,000	\$10,000	\$0	\$0	\$0	\$0	\$0	\$10,000	\$666,903

*Status definitions

- Unidentified: Funding source has not yet been determined
- Identified: Funding source has been found, but not yet requested
- Applied: Grant or loan application has been submitted, or budget has been requested
- Awarded: Grant or loan has been offered but the contract has not yet been signed or budget has not yet been approved by Council
- Encumbered: Project contract has been signed and funds have been allocated to spend on the project

Wastewater/Stormwater

NSC - Trent Interchange Water, Storm and Sewer Reroute

WWM-2020-11

Executive Summary

Reroute utilities currently in Trent Ave around new NSC Trent Interchange, possibly to include reroutes at Trent/Freya Intersection.

Project Justification

This project will be completed in support of the NSC

This project meets the following comprehensive plan goals and/or policies:

CFU 1.2 Operational Efficiency, Require the development of capital improvement projects that either improve the city’s operational efficiency or reduce costs by increasing the capacity, use, and/or life expectancy of existing facilities.

Location

Other Location

Trent Ave from Ralph to Freya

Project Status

Active

This project is currently in the planning stages.

External Factors

Design and construction schedule of WSDOT NSC Sprague Ave to Spokane River Phase II project.

Maintenance

Maintenance of capital facilities, buildings and infrastructure has an impact on a Department’s operating budget, and thus routine maintenance costs for new and ongoing projects are identified in the table below.

	2021	2022	2023	2024	2025	2026	Total
Expected Annual Maintenance	\$0	\$0	\$0	\$0	\$0	\$0	\$0

Maintenance Comments

Wastewater/Stormwater

NSC - Trent Interchange Water, Storm and Sewer Reroute

WWM-2020-11

Spending

Project Phase	Prior Spending	2020	Estimated Spending							Total
			2021	2022	2023	2024	2025	2026	6 Year Total	
Construction	\$0	\$0	\$0	\$1,000,000	\$0	\$0	\$0	\$0	\$1,000,000	\$1,000,000
Design	\$0	\$0	\$115,000	\$0	\$0	\$0	\$0	\$0	\$115,000	\$115,000
Planning	\$0	\$0	\$10,000	\$0	\$0	\$0	\$0	\$0	\$10,000	\$10,000
Total	\$0	\$0	\$125,000	\$1,000,000	\$0	\$0	\$0	\$0	\$1,125,000	\$1,125,000

Funding

Funding Name	Source	Status*	Prior Funding	2020	Estimated Funding							Total
					2021	2022	2023	2024	2025	2026	6 Year Total	
Grant WSDOT	State	Funded	\$0	\$0	\$100,000	\$700,000	\$0	\$0	\$0	\$0	\$800,000	\$800,000
Utility Rates-IC	Local	Funded	\$0	\$0	\$25,000	\$300,000	\$0	\$0	\$0	\$0	\$325,000	\$325,000
Total			\$0	\$0	\$125,000	\$1,000,000	\$0	\$0	\$0	\$0	\$1,125,000	\$1,125,000

- *Status definitions
- Unidentified: Funding source has not yet been determined
 - Identified: Funding source has been found, but not yet requested
 - Applied: Grant or loan application has been submitted, or budget has been requested
 - Awarded: Grant or loan has been offered but the contract has not yet been signed or budget has not yet been approved by Council
 - Encumbered: Project contract has been signed and funds have been allocated to spend on the project

Wastewater/Stormwater**NSC Planning - Interstate 90 to Sprague Avenue**

WWM-2019-9

Executive Summary

Utility planning for relocation or protection of stormwater facilities impacted by the planned North Spokane Corridor (NSC) construction. Examine opportunities for stormwater separation and treatment. The study will begin in 2019 and will continue through 2022.

Project Justification

To relocate or protect stormwater facilities due to conflicts with planned North Spokane Corridor construction. Separate and treat stormwater.

This project meets the following comprehensive plan goals and/or policies:

CFU 1 - Adequate Public Facilities and Services; CFU 3 - Coordination

Location

Other Location

Sprague Avenue to 4th Avenue and Perry Street to Havana Street.

Project Status

Active

Planning to start 2019. Ongoing coordination with WSDOT for North Spokane Corridor (NSC).

External Factors

Construction schedule and sequencing of the North Spokane Corridor.

Maintenance

Maintenance of capital facilities, buildings and infrastructure has an impact on a Department's operating budget, and thus routine maintenance costs for new and ongoing projects are identified in the table below.

	2021	2022	2023	2024	2025	2026	Total
Expected Annual Maintenance	\$0	\$0	\$0	\$0	\$0	\$0	\$0

Maintenance Comments

Wastewater/Stormwater

NSC Planning - Interstate 90 to Sprague Avenue

WWM-2019-9

Spending

Project Phase	Prior Spending	2020	Estimated Spending							Total
			2021	2022	2023	2024	2025	2026	6 Year Total	
Planning	\$0	\$10,000	\$8,000	\$4,000	\$0	\$0	\$0	\$0	\$12,000	\$22,000
Total	\$0	\$10,000	\$8,000	\$4,000	\$0	\$0	\$0	\$0	\$12,000	\$22,000

Funding

Funding Name	Source	Status*	Prior Funding	2020	Estimated Funding							Total
					2021	2022	2023	2024	2025	2026	6 Year Total	
Grant WSDOT	State	Funded	\$0	\$10,000	\$8,000	\$4,000	\$0	\$0	\$0	\$0	\$12,000	\$22,000
Total			\$0	\$10,000	\$8,000	\$4,000	\$0	\$0	\$0	\$0	\$12,000	\$22,000

- *Status definitions
- Unidentified: Funding source has not yet been determined
 - Identified: Funding source has been found, but not yet requested
 - Applied: Grant or loan application has been submitted, or budget has been requested
 - Awarded: Grant or loan has been offered but the contract has not yet been signed or budget has not yet been approved by Council
 - Encumbered: Project contract has been signed and funds have been allocated to spend on the project

Wastewater/Stormwater

Peaceful Valley Stormwater Separation

WWM-2018-71

Executive Summary

Stormwater will be separated from CSO Basin 22b by installing bioretention at the west end of Riverwalk Park. The treated stormwater will be infiltrated for disposal.

Project Justification

Stormwater will be treated and infiltrated instead of being discharged directly to the Spokane River or the combined sewer. In addition, removing uncontrolled stormwater from Elm Street Lift Station will limit overflows.

This project meets the following comprehensive plan goals and/or policies:

CFU 5.3 Stormwater-this project will reduce the impacts of urban runoff.

Location

Other Location

Clarke Ave from Elm to Cedar St; Wilson Ave from Ash to Cedar St

Project Status

Active

Design will be begin in 2020.

External Factors

Maintenance

Maintenance of capital facilities, buildings and infrastructure has an impact on a Department's operating budget, and thus routine maintenance costs for new and ongoing projects are identified in the table below.

	2021	2022	2023	2024	2025	2026	Total
Expected Annual Maintenance	\$250	\$250	\$250	\$0	\$0	\$0	\$1,500

Maintenance Comments

Wastewater/Stormwater

Peaceful Valley Stormwater Separation

WWM-2018-71

Spending

Project Phase	Prior Spending	2020	Estimated Spending							Total
			2021	2022	2023	2024	2025	2026	6 Year Total	
Construction	\$0	\$1,610,000	\$160,000	\$0	\$0	\$0	\$0	\$0	\$160,000	\$1,770,000
Design	\$101,227	\$100,000	\$0	\$0	\$0	\$0	\$0	\$0	\$0	\$201,227
Total	\$101,227	\$1,710,000	\$160,000	\$0	\$0	\$0	\$0	\$0	\$160,000	\$1,971,227

Funding

Funding Name	Source	Status*	Prior Funding	2020	Estimated Funding							Total
					2021	2022	2023	2024	2025	2026	6 Year Total	
Grant-SFAP	State	Funded	\$0	\$840,348	\$0	\$0	\$0	\$0	\$0	\$0	\$0	\$840,348
Utility Rates-IC	Local	Funded	\$101,227	\$869,652	\$160,000	\$0	\$0	\$0	\$0	\$0	\$160,000	\$1,130,879
Total			\$101,227	\$1,710,000	\$160,000	\$0	\$0	\$0	\$0	\$0	\$160,000	\$1,971,227

- *Status definitions
- Unidentified: Funding source has not yet been determined
 - Identified: Funding source has been found, but not yet requested
 - Applied: Grant or loan application has been submitted, or budget has been requested
 - Awarded: Grant or loan has been offered but the contract has not yet been signed or budget has not yet been approved by Council
 - Encumbered: Project contract has been signed and funds have been allocated to spend on the project

Wastewater/Stormwater

Riverside Avenue Stormwater, Monroe to Wall St

WWM-2017-49

Executive Summary

Stormwater improvements will be constructed associated with the street project.

Project Justification

The downtown area has a history of rain related backups and surcharging. This project will provide additional capacity for the rain related issues.

This project meets the following comprehensive plan goals and/or policies:

CFU 3.2 – Coordination of utility installations; ED 6.1 – Infrastructure utilization; CFU 1 adequate public facilities; 5 Environmental Concerns; NE 1 Water Quality; CFU 5.3 Stormwater

Location

Other Location

Riverside Ave from Monroe to Wall St

Project Status

Active

Planning stage.

External Factors

Construction of the street project.

Maintenance

Maintenance of capital facilities, buildings and infrastructure has an impact on a Department’s operating budget, and thus routine maintenance costs for new and ongoing projects are identified in the table below.

	2021	2022	2023	2024	2025	2026	Total
Expected Annual Maintenance	\$0	\$0	\$0	\$0	\$0	\$0	\$0

Maintenance Comments

Wastewater/Stormwater

Riverside Avenue Stormwater, Monroe to Wall St

WWM-2017-49

Spending

Project Phase	Prior Spending	2020	Estimated Spending							Total
			2021	2022	2023	2024	2025	2026	6 Year Total	
Construction	\$0	\$0	\$0	\$0	\$574,000	\$0	\$0	\$0	\$574,000	\$574,000
Design	\$0	\$0	\$0	\$86,000	\$0	\$0	\$0	\$0	\$86,000	\$86,000
Planning	\$0	\$0	\$0	\$0	\$0	\$0	\$0	\$0	\$0	\$0
Total	\$0	\$0	\$0	\$86,000	\$574,000	\$0	\$0	\$0	\$660,000	\$660,000

Funding

Funding Name	Source	Status*	Prior Funding	2020	Estimated Funding							Total
					2021	2022	2023	2024	2025	2026	6 Year Total	
Utility Rates-IC	Local	Funded	\$0	\$0	\$0	\$86,000	\$574,000	\$0	\$0	\$0	\$660,000	\$660,000
Total			\$0	\$0	\$0	\$86,000	\$574,000	\$0	\$0	\$0	\$660,000	\$660,000

- *Status definitions
- Unidentified: Funding source has not yet been determined
 - Identified: Funding source has been found, but not yet requested
 - Applied: Grant or loan application has been submitted, or budget has been requested
 - Awarded: Grant or loan has been offered but the contract has not yet been signed or budget has not yet been approved by Council
 - Encumbered: Project contract has been signed and funds have been allocated to spend on the project

Wastewater/Stormwater

South Gorge Trail Stormwater Project

WWM-2015-72

Executive Summary

Bioretention swales will be constructed along or adjacent to the street to manage stormwater as part of the trail project. Construction and costs are primarily occurring in 2020.

Project Justification

Stormwater will be treated and infiltrated instead of being discharged directly to the Spokane River or the CSO.

This project meets the following comprehensive plan goals and/or policies:

CFU 5.3 Stormwater-this project will reduce the impacts of urban runoff.

Location

Other Location

Peoples Park and along Clarke at various locations.

Project Status

Active

The project is currently in design.

External Factors

This is an integrated project and is tied to the construction of the trail.

Maintenance

Maintenance of capital facilities, buildings and infrastructure has an impact on a Department's operating budget, and thus routine maintenance costs for new and ongoing projects are identified in the table below.

	2021	2022	2023	2024	2025	2026	Total
Expected Annual Maintenance	\$250	\$250	\$250	\$0	\$0	\$0	\$750

Maintenance Comments

Wastewater/Stormwater

South Gorge Trail Stormwater Project

WWM-2015-72

Spending

Project Phase	Prior Spending	2020	Estimated Spending							Total
			2021	2022	2023	2024	2025	2026	6 Year Total	
Construction	\$187,548	\$280,371	\$20,000	\$0	\$0	\$0	\$0	\$0	\$20,000	\$487,919
Design	\$50,000	\$0	\$0	\$0	\$0	\$0	\$0	\$0	\$0	\$50,000
Total	\$237,548	\$280,371	\$20,000	\$0	\$0	\$0	\$0	\$0	\$20,000	\$537,919

Funding

Funding Name	Source	Status*	Prior Funding	2020	Estimated Funding							Total
					2021	2022	2023	2024	2025	2026	6 Year Total	
Utility Rates-IC	Local	Funded	\$237,548	\$280,371	\$20,000	\$0	\$0	\$0	\$0	\$0	\$20,000	\$537,919
Total			\$237,548	\$280,371	\$20,000	\$0	\$0	\$0	\$0	\$0	\$20,000	\$537,919

- *Status definitions
- Unidentified: Funding source has not yet been determined
 - Identified: Funding source has been found, but not yet requested
 - Applied: Grant or loan application has been submitted, or budget has been requested
 - Awarded: Grant or loan has been offered but the contract has not yet been signed or budget has not yet been approved by Council
 - Encumbered: Project contract has been signed and funds have been allocated to spend on the project

Wastewater/Stormwater

Spokane Falls Blvd, Post to Division

WWM-2018-74

Executive Summary

This project will provide stormwater treatment and separation along Spokane Falls Blvd as part of the street project. The runoff currently drains to the combined sewer system.

Project Justification

The downtown area has a history of rain related backups and surcharging. This project will provide additional capacity for the rain related issues.

This project meets the following comprehensive plan goals and/or policies:

CFU 3.2 Utility Installation. This project will be constructed with a street project to reduce disruption and protect the infrastructure inves NE 1 Water Quality. Protect the Aquifer; CFU 5.3 Stormwater. This project will manage stormwater to return to natural drainage and protect water quality.

Location

Other Location

Spokane Falls Blvd from Post to Division

Project Status

Active

The project is currently in the planning stage.

External Factors

Construction of the street project.

Maintenance

Maintenance of capital facilities, buildings and infrastructure has an impact on a Department's operating budget, and thus routine maintenance costs for new and ongoing projects are identified in the table below.

	2021	2022	2023	2024	2025	2026	Total
Expected Annual Maintenance	\$0	\$0	\$0	\$0	\$0	\$0	\$0

Maintenance Comments

Wastewater/Stormwater
Spokane Falls Blvd, Post to Division
WWM-2018-74

Spending

Project Phase	Prior Spending	2020	Estimated Spending							Total
			2021	2022	2023	2024	2025	2026	6 Year Total	
Construction	\$0	\$0	\$0	\$0	\$0	\$0	\$0	\$0	\$0	\$0
Design	\$0	\$0	\$0	\$0	\$0	\$0	\$0	\$80,000	\$80,000	\$80,000
Planning	\$0	\$0	\$0	\$0	\$0	\$60,000	\$0	\$0	\$60,000	\$60,000
Total	\$0	\$0	\$0	\$0	\$0	\$60,000	\$0	\$80,000	\$140,000	\$140,000

Funding

Funding Name	Source	Status*	Prior Funding	2020	Estimated Funding							Total
					2021	2022	2023	2024	2025	2026	6 Year Total	
Grant-SFAP	State	Unfunded	\$0	\$0	\$0	\$0	\$0	\$0	\$0	\$54,000	\$54,000	\$54,000
Utility Rates-IC	Local	Funded	\$0	\$0	\$0	\$0	\$0	\$60,000	\$0	\$26,000	\$86,000	\$86,000
Total			\$0	\$0	\$0	\$0	\$0	\$60,000	\$0	\$80,000	\$140,000	\$140,000

- *Status definitions
- Unidentified: Funding source has not yet been determined
 - Identified: Funding source has been found, but not yet requested
 - Applied: Grant or loan application has been submitted, or budget has been requested
 - Awarded: Grant or loan has been offered but the contract has not yet been signed or budget has not yet been approved by Council
 - Encumbered: Project contract has been signed and funds have been allocated to spend on the project

Wastewater/Stormwater

Sprague Avenue Stormwater, Bernard to Scott

WWM-2017-48

Executive Summary

Stormwater will be managed with the street project. A portion of the project west of Division Street is scheduled to match construction of the street project.

Project Justification

The project is located within 2 CSO basins. Stormwater will be treated and stored using either soil cells, filters, or bio-retention swales. The treated stormwater will be conveyed to the river or the sanitary sewer. This project will provide additional capacity for the rain related issues.

This project meets the following comprehensive plan goals and/or policies:

CFU 5.3 Stormwater-this project will reduce the impacts of urban runoff.

Location

Other Location

Sprague Ave from Bernard to Scott

Project Status

Active

Construction of the project will begin in 2021. Project 2014155 and 2019113

External Factors

Construction of the street project.

Maintenance

Maintenance of capital facilities, buildings and infrastructure has an impact on a Department’s operating budget, and thus routine maintenance costs for new and ongoing projects are identified in the table below.

	2021	2022	2023	2024	2025	2026	Total
Expected Annual Maintenance	\$0	\$0	\$0	\$0	\$0	\$0	\$0

Maintenance Comments

Wastewater/Stormwater

Sprague Avenue Stormwater, Bernard to Scott

WWM-2017-48

Spending

Project Phase	Prior Spending	2020	Estimated Spending							Total
			2021	2022	2023	2024	2025	2026	6 Year Total	
Construction	\$0	\$0	\$0	\$0	\$0	\$0	\$0	\$0	\$0	\$0
Design	\$313,389	\$0	\$0	\$0	\$0	\$0	\$0	\$0	\$0	\$313,389
Planning	\$73,232	\$0	\$1,470,835	\$0	\$0	\$0	\$0	\$0	\$1,470,835	\$1,544,067
Total	\$386,621	\$0	\$1,470,835	\$0	\$0	\$0	\$0	\$0	\$1,470,835	\$1,857,456

Funding

Funding Name	Source	Status*	Prior Funding	2020	Estimated Funding							Total
					2021	2022	2023	2024	2025	2026	6 Year Total	
Utility Rates-IC	Local	Funded	\$386,621	\$0	\$1,470,835	\$0	\$0	\$0	\$0	\$0	\$1,470,835	\$1,857,456
Total			\$386,621	\$0	\$1,470,835	\$0	\$0	\$0	\$0	\$0	\$1,470,835	\$1,857,456

- *Status definitions
- Unidentified: Funding source has not yet been determined
 - Identified: Funding source has been found, but not yet requested
 - Applied: Grant or loan application has been submitted, or budget has been requested
 - Awarded: Grant or loan has been offered but the contract has not yet been signed or budget has not yet been approved by Council
 - Encumbered: Project contract has been signed and funds have been allocated to spend on the project

Wastewater/Stormwater

Study - Downtown Stormwater Relief

WWM-2018-81

Executive Summary

This project provides additional sewer capacity in the Downtown by separating stormwater from the combined sewer to relieve the sewer in vicinity.

Project Justification

The businesses in downtown have a history of rain related backups for years, and this project will provide additional capacity for these businesses and relief the rain related capacity issues. In addition, some locations in downtown may have an opportunity to remove stormwater from the combined sewer.

This project meets the following comprehensive plan goals and/or policies:

CFU 5.3 Stormwater-this project will reduce the impacts of urban runoff.

Location

Other Location

Downtown

Project Status

Active

The project is in progress.

External Factors

None known.

Maintenance

Maintenance of capital facilities, buildings and infrastructure has an impact on a Department's operating budget, and thus routine maintenance costs for new and ongoing projects are identified in the table below.

	2021	2022	2023	2024	2025	2026	Total
Expected Annual Maintenance	\$0	\$0	\$0	\$0	\$0	\$0	\$0

Maintenance Comments

Wastewater/Stormwater

Study - Downtown Stormwater Relief

WWM-2018-81

Spending

Project Phase	Prior Spending	2020	Estimated Spending							Total
			2021	2022	2023	2024	2025	2026	6 Year Total	
Planning	\$95,398	\$60,000	\$25,000	\$0	\$0	\$0	\$0	\$0	\$25,000	\$180,398
Total	\$95,398	\$60,000	\$25,000	\$0	\$0	\$0	\$0	\$0	\$25,000	\$180,398

Funding

Funding Name	Source	Status*	Prior Funding	2020	Estimated Funding							Total
					2021	2022	2023	2024	2025	2026	6 Year Total	
Utility Rates-IC	Local	Funded	\$95,398	\$60,000	\$25,000	\$0	\$0	\$0	\$0	\$0	\$25,000	\$180,398
Total			\$95,398	\$60,000	\$25,000	\$0	\$0	\$0	\$0	\$0	\$25,000	\$180,398

- *Status definitions
- Unidentified: Funding source has not yet been determined
 - Identified: Funding source has been found, but not yet requested
 - Applied: Grant or loan application has been submitted, or budget has been requested
 - Awarded: Grant or loan has been offered but the contract has not yet been signed or budget has not yet been approved by Council
 - Encumbered: Project contract has been signed and funds have been allocated to spend on the project

Wastewater/Stormwater

Study - Indian Trail Stormwater

WWM-2018-73

Executive Summary

The Indian trail area continues to have flooding issues. This study will include geotechnical investigation as well as evaluating alternatives to both improve water quality and increase infiltration capacity.

Project Justification

This study is necessary to relieve flooding in the area as well as improve water quality.

This project meets the following comprehensive plan goals and/or policies:

CFU 5.3: Stormwater. This project will propose a management plan for the Indian Trail area.

Location

Other Location

The study will evaluate stormwater basin areas with the Indian Trail neighborhood.

Project Status

Active

This project is a study. The study will begin in 2020.

External Factors

None known at this time.

Maintenance

Maintenance of capital facilities, buildings and infrastructure has an impact on a Department's operating budget, and thus routine maintenance costs for new and ongoing projects are identified in the table below.

	2021	2022	2023	2024	2025	2026	Total
Expected Annual Maintenance	\$0	\$0	\$0	\$0	\$0	\$0	\$0

Maintenance Comments

Wastewater/Stormwater

Study - Indian Trail Stormwater

WWM-2018-73

Spending

Project Phase	Prior Spending	2020	Estimated Spending							Total
			2021	2022	2023	2024	2025	2026	6 Year Total	
Planning	\$0	\$40,000	\$82,500	\$0	\$0	\$0	\$0	\$0	\$82,500	\$122,500
Total	\$0	\$40,000	\$82,500	\$0	\$0	\$0	\$0	\$0	\$82,500	\$122,500

Funding

Funding Name	Source	Status*	Prior Funding	2020	Estimated Funding							Total
					2021	2022	2023	2024	2025	2026	6 Year Total	
Utility Rates-IC	Local	Funded	\$0	\$40,000	\$82,500	\$0	\$0	\$0	\$0	\$0	\$82,500	\$122,500
Total			\$0	\$40,000	\$82,500	\$0	\$0	\$0	\$0	\$0	\$82,500	\$122,500

- *Status definitions
- Unidentified: Funding source has not yet been determined
 - Identified: Funding source has been found, but not yet requested
 - Applied: Grant or loan application has been submitted, or budget has been requested
 - Awarded: Grant or loan has been offered but the contract has not yet been signed or budget has not yet been approved by Council
 - Encumbered: Project contract has been signed and funds have been allocated to spend on the project

Wastewater/Stormwater

Study - Jay Avenue Stormwater

WWM-2016-133

Executive Summary

Flooding in the vicinity of Jay Avenue will be analyzed to find a solution.

Project Justification

The north portion of Shiloh Hills Neighborhood has experienced flooding in recent years associated with drywells that are not draining. The study will seek regional and integrated solutions to this problem.

This project meets the following comprehensive plan goals and/or policies:

CFU 5.3 Stormwater-this project will reduce the impacts of urban runoff.

Location

Other Location

Stormwater within the general area of Colton Street, Holland Ave, Nevada Street, and Lincoln Road

Project Status

Active

The project is currently in the conceptual and planning stage.

External Factors

None known.

Maintenance

Maintenance of capital facilities, buildings and infrastructure has an impact on a Department’s operating budget, and thus routine maintenance costs for new and ongoing projects are identified in the table below.

	2021	2022	2023	2024	2025	2026	Total
Expected Annual Maintenance	\$0	\$0	\$0	\$0	\$0	\$0	\$0

Maintenance Comments

Wastewater/Stormwater

Study - Jay Avenue Stormwater

WWM-2016-133

Spending

Project Phase	Prior Spending	2020	Estimated Spending							Total
			2021	2022	2023	2024	2025	2026	6 Year Total	
Planning	\$0	\$40,000	\$60,000	\$0	\$0	\$0	\$0	\$0	\$60,000	\$100,000
Total	\$0	\$40,000	\$60,000	\$0	\$0	\$0	\$0	\$0	\$60,000	\$100,000

Funding

Funding Name	Source	Status*	Prior Funding	2020	Estimated Funding							Total
					2021	2022	2023	2024	2025	2026	6 Year Total	
Utility Rates-IC	Local	Funded	\$0	\$40,000	\$60,000	\$0	\$0	\$0	\$0	\$0	\$60,000	\$100,000
Total			\$0	\$40,000	\$60,000	\$0	\$0	\$0	\$0	\$0	\$60,000	\$100,000

- *Status definitions
- Unidentified: Funding source has not yet been determined
 - Identified: Funding source has been found, but not yet requested
 - Applied: Grant or loan application has been submitted, or budget has been requested
 - Awarded: Grant or loan has been offered but the contract has not yet been signed or budget has not yet been approved by Council
 - Encumbered: Project contract has been signed and funds have been allocated to spend on the project

Wastewater/Stormwater

Study - NEPDA Stormwater

WWM-2018-78

Executive Summary

Stormwater management with the North East Public Development Authority (NEPDA) will be analyzed to determine the cost effectiveness of a regional system and creating a regional stormwater district.

Project Justification

The Yards area has concerns with stormwater management impeding development such as concerns of historic uses causing contamination and the parcel area necessary for stormwater. Study will evaluate the cost effectiveness of a regional system for business in The Yard. The study is funded in part by an Integrated Planning Brownfield Grant.

This project meets the following comprehensive plan goals and/or policies:

CFU 5.3 Stormwater-this project will reduce the impacts of urban runoff.

Location

Other Location

The Yard

Project Status

Active

Study work begin in 2017.

External Factors

None known.

Maintenance

Maintenance of capital facilities, buildings and infrastructure has an impact on a Department's operating budget, and thus routine maintenance costs for new and ongoing projects are identified in the table below.

	2021	2022	2023	2024	2025	2026	Total
Expected Annual Maintenance	\$0	\$0	\$0	\$0	\$0	\$0	\$0

Maintenance Comments

Wastewater/Stormwater

Study - NEPDA Stormwater

WWM-2018-78

Spending

Project Phase	Prior Spending	2020	Estimated Spending							Total
			2021	2022	2023	2024	2025	2026	6 Year Total	
Planning	\$0	\$25,000	\$35,000	\$0	\$0	\$0	\$0	\$0	\$35,000	\$60,000
Total	\$0	\$25,000	\$35,000	\$0	\$0	\$0	\$0	\$0	\$35,000	\$60,000

Funding

Funding Name	Source	Status*	Prior Funding	2020	Estimated Funding							Total
					2021	2022	2023	2024	2025	2026	6 Year Total	
Utility Rates-IC	Local	Funded	\$0	\$25,000	\$35,000	\$0	\$0	\$0	\$0	\$0	\$35,000	\$60,000
Total			\$0	\$25,000	\$35,000	\$0	\$0	\$0	\$0	\$0	\$35,000	\$60,000

*Status definitions

- Unidentified: Funding source has not yet been determined
- Identified: Funding source has been found, but not yet requested
- Applied: Grant or loan application has been submitted, or budget has been requested
- Awarded: Grant or loan has been offered but the contract has not yet been signed or budget has not yet been approved by Council
- Encumbered: Project contract has been signed and funds have been allocated to spend on the project

Wastewater/Stormwater

Study - Northwest Spokane Stormwater

WWM-2018-80

Executive Summary

Determine stormwater requirements for current conditions and future growth for existing City stormwater facilities located at Austin Draw and at Maple and Five Mile Road. The majority of the work and costs will occur in 2020.

Project Justification

The northwest portion of the City of Spokane has conditions including poor draining soils, perched groundwater, and intense storms that challenge stormwater management. This study will determine the capacity and improvements necessary at City facilities to meet the continuing growth in this area.

This project meets the following comprehensive plan goals and/or policies:

CFU 5.3 Stormwater-this project will reduce the impacts of urban runoff.

Location

Other Location

Stormwater basins that contribute to Austin Draw and Maple & Five Mile Stormwater Facility

Project Status

Active

Study will begin in 2020 and continue into 2021.

External Factors

None known.

Maintenance

Maintenance of capital facilities, buildings and infrastructure has an impact on a Department's operating budget, and thus routine maintenance costs for new and ongoing projects are identified in the table below.

	2021	2022	2023	2024	2025	2026	Total
Expected Annual Maintenance	\$0	\$0	\$0	\$0	\$0	\$0	\$0

Maintenance Comments

Wastewater/Stormwater

Study - Northwest Spokane Stormwater

WWM-2018-80

Spending

Project Phase	Prior Spending	2020	Estimated Spending							Total
			2021	2022	2023	2024	2025	2026	6 Year Total	
Planning	\$0	\$75,000	\$20,000	\$0	\$0	\$0	\$0	\$0	\$20,000	\$95,000
Total	\$0	\$75,000	\$20,000	\$0	\$0	\$0	\$0	\$0	\$20,000	\$95,000

Funding

Funding Name	Source	Status*	Prior Funding	2020	Estimated Funding							Total
					2021	2022	2023	2024	2025	2026	6 Year Total	
Utility Rates-IC	Local	Funded	\$0	\$75,000	\$20,000	\$0	\$0	\$0	\$0	\$0	\$20,000	\$95,000
Total			\$0	\$75,000	\$20,000	\$0	\$0	\$0	\$0	\$0	\$20,000	\$95,000

- *Status definitions
- Unidentified: Funding source has not yet been determined
 - Identified: Funding source has been found, but not yet requested
 - Applied: Grant or loan application has been submitted, or budget has been requested
 - Awarded: Grant or loan has been offered but the contract has not yet been signed or budget has not yet been approved by Council
 - Encumbered: Project contract has been signed and funds have been allocated to spend on the project

Wastewater/Stormwater

Study - Stormwater Capital Facility Plan

WWM-2016-58

Executive Summary

A 20 year plan for wet weather systems, including CSO and stormwater, will be developed as part of Link-Utilities. Stormwater basin planning will include computer modeling, collecting flow data for verification, and evaluating alternatives. Most of the study and costs will occur in 2020.

Project Justification

This project began to use EPA's Integrated Plan framework to leverage stormwater projects with CSO projects. On-going planning will continue for stormwater management of future develop.

This project meets the following comprehensive plan goals and/or policies:

CFU 2.2 Concurrency Management System requires a Capital Facilities Program

Location

Other Location

citywide

Project Status

Active

Planning for CSO and the Integrated Clean Water Plan is complete. Stormwater planning is underway. Project 2014114, 2017092 and 2017178

External Factors

Maintenance

Maintenance of capital facilities, buildings and infrastructure has an impact on a Department's operating budget, and thus routine maintenance costs for new and ongoing projects are identified in the table below.

	2021	2022	2023	2024	2025	2026	Total
Expected Annual Maintenance	\$0	\$0	\$0	\$0	\$0	\$0	\$0

Maintenance Comments

Wastewater/Stormwater**Study - Stormwater Capital Facility Plan**

WWM-2016-58

Spending

Project Phase	Prior Spending	2020	Estimated Spending							Total
			2021	2022	2023	2024	2025	2026	6 Year Total	
Planning	\$81,202	\$1,144,302	\$30,000	\$0	\$0	\$0	\$0	\$0	\$30,000	\$1,255,504
Total	\$81,202	\$1,144,302	\$30,000	\$0	\$0	\$0	\$0	\$0	\$30,000	\$1,255,504

Funding

Funding Name	Source	Status*	Prior Funding	2020	Estimated Funding							Total
					2021	2022	2023	2024	2025	2026	6 Year Total	
Revenue Bond	Local	Funded	\$6,522	\$0	\$0	\$0	\$0	\$0	\$0	\$0	\$0	\$6,522
Utility Rates-IC	Local	Funded	\$74,680	\$1,144,302	\$30,000	\$0	\$0	\$0	\$0	\$0	\$30,000	\$1,248,982
Total			\$81,202	\$1,144,302	\$30,000	\$0	\$0	\$0	\$0	\$0	\$30,000	\$1,255,504

***Status definitions**

- Unidentified: Funding source has not yet been determined
- Identified: Funding source has been found, but not yet requested
- Applied: Grant or loan application has been submitted, or budget has been requested
- Awarded: Grant or loan has been offered but the contract has not yet been signed or budget has not yet been approved by Council
- Encumbered: Project contract has been signed and funds have been allocated to spend on the project

Wastewater/Stormwater

Study - UIC Compliance Strategy

WWM-2019-36

Executive Summary

Determine a strategy to bring Underground Infiltration Control (UIC) facilities into compliance with State regulations. This study will begin in 2019 and will continue through 2021.

Project Justification

Drywells and seepers are regulated by the Washington State Department of Health. The UIC facilities built before 2/3/2006 are required to be assessed to determine if they are a threat to groundwater. The City has over 4000 drywells and about 80% were built before 2006. A strategy will be developed for non-compliant UICs to choose Best Management Practices (BMPs) to use to bring them into compliance with current regulations.

This project meets the following comprehensive plan goals and/or policies:

CFU 5.3 Stormwater-this project will reduce the impacts of urban runoff.

Location

Other Location

Citywide

Project Status

Active

The project is currently in the conceptual and planning stage. Project

External Factors

Maintenance

Maintenance of capital facilities, buildings and infrastructure has an impact on a Department’s operating budget, and thus routine maintenance costs for new and ongoing projects are identified in the table below.

	2021	2022	2023	2024	2025	2026	Total
Expected Annual Maintenance	\$0	\$0	\$0	\$0	\$0	\$0	\$0

Maintenance Comments

Wastewater/Stormwater

Study - UIC Compliance Strategy

WWM-2019-36

Spending

Project Phase	Prior Spending	2020	Estimated Spending							Total
			2021	2022	2023	2024	2025	2026	6 Year Total	
Planning	\$0	\$100,000	\$50,000	\$50,000	\$100,000	\$100,000	\$150,000	\$150,000	\$600,000	\$700,000
Total	\$0	\$100,000	\$50,000	\$50,000	\$100,000	\$100,000	\$150,000	\$150,000	\$600,000	\$700,000

Funding

Funding Name	Source	Status*	Prior Funding	2020	Estimated Funding							Total
					2021	2022	2023	2024	2025	2026	6 Year Total	
Utility Rates-IC	Local	Funded	\$0	\$100,000	\$50,000	\$50,000	\$100,000	\$100,000	\$150,000	\$150,000	\$600,000	\$700,000
Total			\$0	\$100,000	\$50,000	\$50,000	\$100,000	\$100,000	\$150,000	\$150,000	\$600,000	\$700,000

*Status definitions

- Unidentified: Funding source has not yet been determined
- Identified: Funding source has been found, but not yet requested
- Applied: Grant or loan application has been submitted, or budget has been requested
- Awarded: Grant or loan has been offered but the contract has not yet been signed or budget has not yet been approved by Council
- Encumbered: Project contract has been signed and funds have been allocated to spend on the project

Wastewater/Stormwater

Study - West Plains Stormwater

WWM-2018-83

Executive Summary

Evaluate the solutions to stormwater management in the West Plains area of the City of Spokane. Most of the work and costs will occur in 2020.

Project Justification

The West Plains portion of the City of Spokane has conditions including poor draining soils, perched groundwater, and shallow bedrock that challenge stormwater management. This study will update the stormwater evaluations for this area to meet the continuing growth in this area. The study is being conducted with the West Plains Airport Area Public Development Authority and Spokane County.

This project meets the following comprehensive plan goals and/or policies:

CFU 5.3 Stormwater-this project will reduce the impacts of urban runoff.

Location

Other Location

West Plains area of the City

Project Status

Active

Work has begun on the project.

External Factors

Maintenance

Maintenance of capital facilities, buildings and infrastructure has an impact on a Department's operating budget, and thus routine maintenance costs for new and ongoing projects are identified in the table below.

	2021	2022	2023	2024	2025	2026	Total
Expected Annual Maintenance	\$0	\$0	\$0	\$0	\$0	\$0	\$0

Maintenance Comments

Wastewater/Stormwater

Study - West Plains Stormwater

WWM-2018-83

Spending

Project Phase	Prior Spending	2020	Estimated Spending							Total
			2021	2022	2023	2024	2025	2026	6 Year Total	
Planning	\$3,021	\$130,000	\$20,000	\$0	\$0	\$0	\$0	\$0	\$20,000	\$153,021
Total	\$3,021	\$130,000	\$20,000	\$0	\$0	\$0	\$0	\$0	\$20,000	\$153,021

Funding

Funding Name	Source	Status*	Prior Funding	2020	Estimated Funding							Total
					2021	2022	2023	2024	2025	2026	6 Year Total	
SIII-PDA	Local	Funded	\$3,021	\$130,000	\$20,000	\$0	\$0	\$0	\$0	\$0	\$20,000	\$153,021
Total			\$3,021	\$130,000	\$20,000	\$0	\$0	\$0	\$0	\$0	\$20,000	\$153,021

*Status definitions

- Unidentified: Funding source has not yet been determined
- Identified: Funding source has been found, but not yet requested
- Applied: Grant or loan application has been submitted, or budget has been requested
- Awarded: Grant or loan has been offered but the contract has not yet been signed or budget has not yet been approved by Council
- Encumbered: Project contract has been signed and funds have been allocated to spend on the project

Wastewater/Stormwater**Sunset Blvd Bike Path, Deer Heights to Royal**

WWM-2019-31

Executive Summary

The project will include upgrades to the stormwater system associated with the bike path construction. Design will occur in 2019 because of funding constraints. Construction will occur in 2023.

Project Justification

The stormwater along the length of the project is currently managed in open ditches adjacent to private property. The proposed project will manage stormwater more efficiently and will provide treatment prior to infiltration into the ground.

This project meets the following comprehensive plan goals and/or policies:

CFU 5.3 Stormwater-this project will reduce the impacts of urban runoff.

Location

Other Location

The project is on Sunset Boulevard between Deer Heights and Royal.

Project Status

Active

The project is scheduled for design in fall 2019 to utilize the CMAQ funds. Construction is not scheduled until 2023.

External Factors

Construction of the bike path project.

Maintenance

Maintenance of capital facilities, buildings and infrastructure has an impact on a Department's operating budget, and thus routine maintenance costs for new and ongoing projects are identified in the table below.

	2021	2022	2023	2024	2025	2026	Total
Expected Annual Maintenance	\$0	\$0	\$0	\$0	\$0	\$0	\$0

Maintenance Comments

Wastewater/Stormwater

Sunset Blvd Bike Path, Deer Heights to Royal

WWM-2019-31

Spending

Project Phase	Prior Spending	2020	Estimated Spending							Total
			2021	2022	2023	2024	2025	2026	6 Year Total	
Construction	\$0	\$0	\$0	\$0	\$399,000	\$0	\$0	\$0	\$399,000	\$399,000
Total	\$0	\$0	\$0	\$0	\$399,000	\$0	\$0	\$0	\$399,000	\$399,000

Funding

Funding Name	Source	Status*	Prior Funding	2020	Estimated Funding							Total
					2021	2022	2023	2024	2025	2026	6 Year Total	
Utility Rates-IC	Local	Funded	\$0	\$0	\$0	\$0	\$399,000	\$0	\$0	\$0	\$399,000	\$399,000
Total			\$0	\$0	\$0	\$0	\$399,000	\$0	\$0	\$0	\$399,000	\$399,000

- *Status definitions
- Unidentified: Funding source has not yet been determined
 - Identified: Funding source has been found, but not yet requested
 - Applied: Grant or loan application has been submitted, or budget has been requested
 - Awarded: Grant or loan has been offered but the contract has not yet been signed or budget has not yet been approved by Council
 - Encumbered: Project contract has been signed and funds have been allocated to spend on the project

Wastewater/Stormwater

Underground Injection Control (UIC) Regulation Compliance

WWM-2019-44

Executive Summary

Identification and retrofit of non-compliant UICs (i.e. drywells) throughout the City. The replacement will coordinate with existing construction projects. This project will begin in 2020 and continue through 2025.

Project Justification

Replacement will be prioritized for the most critical UIC as identified by the UIC registration process, which protects the Spokane Rathdrum Prairie Sole Source Drinking Water Aquifer. Non complying UICs / drywells can impact the aquifer by introducing contaminants below ground without adequate treatment. This program will bring UICs into federal and state compliance.

This project meets the following comprehensive plan goals and/or policies:

CFU 5.3 Stormwater-this project will reduce the impacts of urban runoff.

Location

Other Location

Citywide

Project Status

Active

The project, in conjunction with other City projects, is ongoing.

External Factors

Maintenance

Maintenance of capital facilities, buildings and infrastructure has an impact on a Department’s operating budget, and thus routine maintenance costs for new and ongoing projects are identified in the table below.

	2021	2022	2023	2024	2025	2026	Total
Expected Annual Maintenance	\$0	\$0	\$0	\$0	\$0	\$0	\$0

Maintenance Comments

Wastewater/Stormwater

Underground Injection Control (UIC) Regulation Compliance

WWM-2019-44

Spending

Project Phase	Prior Spending	2020	Estimated Spending							Total
			2021	2022	2023	2024	2025	2026	6 Year Total	
Construction	\$0	\$50,000	\$50,000	\$50,000	\$50,000	\$50,000	\$50,000	\$50,000	\$300,000	\$350,000
Total	\$0	\$50,000	\$50,000	\$50,000	\$50,000	\$50,000	\$50,000	\$50,000	\$300,000	\$350,000

Funding

Funding Name	Source	Status*	Prior Funding	2020	Estimated Funding							Total
					2021	2022	2023	2024	2025	2026	6 Year Total	
Utility Rates-WWM Ops	Local	Funded	\$0	\$50,000	\$50,000	\$50,000	\$50,000	\$50,000	\$50,000	\$50,000	\$300,000	\$350,000
Total			\$0	\$50,000	\$50,000	\$50,000	\$50,000	\$50,000	\$50,000	\$50,000	\$300,000	\$350,000

- *Status definitions
- Unidentified: Funding source has not yet been determined
 - Identified: Funding source has been found, but not yet requested
 - Applied: Grant or loan application has been submitted, or budget has been requested
 - Awarded: Grant or loan has been offered but the contract has not yet been signed or budget has not yet been approved by Council
 - Encumbered: Project contract has been signed and funds have been allocated to spend on the project

Wastewater/Stormwater

Washington Basin Stormwater Project

WWM-2018-72

Executive Summary

The Monroe Street improvement project constructed in 2018 between Indiana and Cora is providing stub out locations along the corridor for stormwater separation. This project will construct the treatment and disposal facilities at those stub out locations.

Project Justification

This project is necessary to remove untreated stormwater from the Spokane River and improve water quality.

This project meets the following comprehensive plan goals and/or policies:

CFU 5.3 Stormwater-this project will reduce the impacts of urban runoff.

Location

Other Location

The project is located along Monroe Street between Indian and Cora.

Project Status

Active

The project is still in the planning stages.

External Factors

This work is scheduled to be constructed after the completion of the Monroe Street project between Indiana and Cora. The stub locations are outside of Monroe Street such that construction of this project will have a minimal impact on Monroe Street and the work will be contained on side streets.

Maintenance

Maintenance of capital facilities, buildings and infrastructure has an impact on a Department's operating budget, and thus routine maintenance costs for new and ongoing projects are identified in the table below.

	2021	2022	2023	2024	2025	2026	Total
Expected Annual Maintenance	\$0	\$0	\$0	\$0	\$0	\$0	\$0

Maintenance Comments

Wastewater/Stormwater

Washington Basin Stormwater Project

WWM-2018-72

Spending

Project Phase	Prior Spending	2020	Estimated Spending							Total
			2021	2022	2023	2024	2025	2026	6 Year Total	
Construction	\$0	\$0	\$2,500,000	\$300,000	\$0	\$0	\$0	\$0	\$2,800,000	\$2,800,000
Design	\$0	\$180,000	\$20,000	\$0	\$0	\$0	\$0	\$0	\$20,000	\$200,000
Total	\$0	\$180,000	\$2,520,000	\$300,000	\$0	\$0	\$0	\$0	\$2,820,000	\$3,000,000

Funding

Funding Name	Source	Status*	Prior Funding	2020	Estimated Funding							Total
					2021	2022	2023	2024	2025	2026	6 Year Total	
Grant-SFAP	State	Funded	\$0	\$135,000	\$1,890,000	\$225,000	\$0	\$0	\$0	\$0	\$2,115,000	\$2,250,000
Utility Rates-IC	Local	Funded	\$0	\$45,000	\$630,000	\$75,000	\$0	\$0	\$0	\$0	\$705,000	\$750,000
Total			\$0	\$180,000	\$2,520,000	\$300,000	\$0	\$0	\$0	\$0	\$2,820,000	\$3,000,000

- *Status definitions
- Unidentified: Funding source has not yet been determined
 - Identified: Funding source has been found, but not yet requested
 - Applied: Grant or loan application has been submitted, or budget has been requested
 - Awarded: Grant or loan has been offered but the contract has not yet been signed or budget has not yet been approved by Council
 - Encumbered: Project contract has been signed and funds have been allocated to spend on the project

Wastewater/Stormwater

WSDOT I-90 Stormwater Separation

WWM-2015-55

Executive Summary

Stormwater from I90 that currently is conveyed into CSO Basin 34 pipelines will be captured, treated and infiltrated. This project is funded for planning studies and preliminary design. More study will be necessary to remove all stormwater from Interstate 90.

Project Justification

Currently at least 30 acres of stormwater from Interstate 90 are carried into the City's combined sewer system. This project will manage this stormwater in WSDOT right of way and remove from the combined sewer.

This project meets the following comprehensive plan goals and/or policies:

CFU 5.3 Stormwater-this project will reduce the impacts of urban runoff.

Location

Other Location

Possible locations for stormwater are I90 at Stone St, Rebecca St or at Ray St

Project Status

Active

This project is in planning stages.

External Factors

Grant funding deadlines. WSDOT NSC construction schedule and funding may also impact the timing of this project.

Maintenance

Maintenance of capital facilities, buildings and infrastructure has an impact on a Department's operating budget, and thus routine maintenance costs for new and ongoing projects are identified in the table below.

	2021	2022	2023	2024	2025	2026	Total
Expected Annual Maintenance	\$0	\$0	\$0	\$0	\$0	\$0	\$0

Maintenance Comments

Wastewater/Stormwater

WSDOT I-90 Stormwater Separation

WWM-2015-55

Spending

Project Phase	Prior Spending	2020	Estimated Spending							Total
			2021	2022	2023	2024	2025	2026	6 Year Total	
Construction	\$0	\$0	\$0	\$1,825,000	\$2,000,000	\$0	\$0	\$0	\$3,825,000	\$3,825,000
Design	\$0	\$0	\$85,683	\$0	\$0	\$0	\$0	\$0	\$85,683	\$85,683
Planning	\$685	\$164,317	\$0	\$0	\$0	\$0	\$0	\$0	\$0	\$165,002
Total	\$685	\$164,317	\$85,683	\$1,825,000	\$2,000,000	\$0	\$0	\$0	\$3,910,683	\$4,075,685

Funding

Funding Name	Source	Status*	Prior Funding	2020	Estimated Funding							Total
					2021	2022	2023	2024	2025	2026	6 Year Total	
Grant WSDOT	State	Funded	\$0	\$0	\$0	\$1,000,000	\$1,000,000	\$0	\$0	\$0	\$2,000,000	\$2,000,000
Grant-SFAP	State	Funded	\$0	\$164,317	\$85,683	\$0	\$0	\$0	\$0	\$0	\$85,683	\$250,000
Utility Rates-IC	Local	Funded	\$685	\$0	\$0	\$825,000	\$1,000,000	\$0	\$0	\$0	\$1,825,000	\$1,825,685
Total			\$685	\$164,317	\$85,683	\$1,825,000	\$2,000,000	\$0	\$0	\$0	\$3,910,683	\$4,075,685

- *Status definitions
- Unidentified: Funding source has not yet been determined
 - Identified: Funding source has been found, but not yet requested
 - Applied: Grant or loan application has been submitted, or budget has been requested
 - Awarded: Grant or loan has been offered but the contract has not yet been signed or budget has not yet been approved by Council
 - Encumbered: Project contract has been signed and funds have been allocated to spend on the project

WATER DEPARTMENT

Water Department

Department Goals

The paramount goal of both the City of Spokane's Water Department and Integrated Capital Management (ICM) Department is "to provide affordable high quality water with excellent customer service and ample fire protection." In general, capital projects are programed through the ICM Department and funded through the Integrated Capital fund and utility revenue. Water utility revenue is generated by metered water consumption and hydroelectric power generation at the Upriver Dam Hydroelectric Project.

Both departments are dedicated to careful planning, condition assessments, asset management, continuing education and conservation. Through this effort, the water system and hydroelectric plant are positioned to meet the needs of our present and future customers for many years to come. Using this approach, we have grown from our beginnings in 1894 with just 2 miles of water main and a reliance on



the Spokane River for water to become the 3rd largest water system in the state with more than 1,000 miles of water main utilizing water from the Spokane Valley Rathdrum Prairie Aquifer and a 17.7 MW power plant on the Spokane River.

Department Contact Information

Water:

Dan Kegley, Director 625-7821 dkegley@spokanecity.org

Integrated Capital Management:

Katherine Miller, Director, 625-6338, kemiller@spokanecity.org

Name	Title	Telephone	email
James Sakamoto	Principal Engineer	625-7854	jsakamoto@spokanecity.org
Steve Burns	Superintendent Upriver Dam	742-8154	sburns@spokanecity.org
Marcia Davis	Principal Engineer	625-6398	mdavis@spokanecity.org

Background

The Water Program is organized into five elements and within these elements, the department has both specific individual projects and continuing maintenance projects with large capital expenditures. Minor maintenance work is completed under the utility's operation budget and will not be found in this document. The five elements are:

- Distribution Mains: Water mains delivering service to our customers, most of which were installed prior to World War II.
- Facilities and Operations: In addition to operating and maintaining the water system, the City's Water Department is responsible for several facilities, including the Upriver Dam. The Upriver dam site has five Kaplan hydroelectric turbines in two powerhouses and a spillway on the Spokane River, which provides power to pump ground water at the water system's two largest well sites. Excess power production is sold to our local power utility, Avista Corp.
- Source Well and Booster Pump Stations: Source wells extract water from the Spokane Valley Rathdrum Prairie Aquifer, the City's sole source for drinking water. Booster pump stations move the water across distances and to storage facilities at higher elevations providing service throughout the City.
- Storage Systems Improvements: The City's water system has several varieties of tanks and reservoirs that provide water storage. These facilities are located throughout the City, and they serve the dual purposes of balancing customers supply needs and fire protection. In addition tanks help equalize the water pressure in the entire system.
- Transmission Mains: Pipes deliver water from the Aquifer to water customers. Large-diameter pipes that transport water across the city to storage facilities are called transmission mains. Smaller diameter pipes that carry water to residences and businesses are called distribution mains.

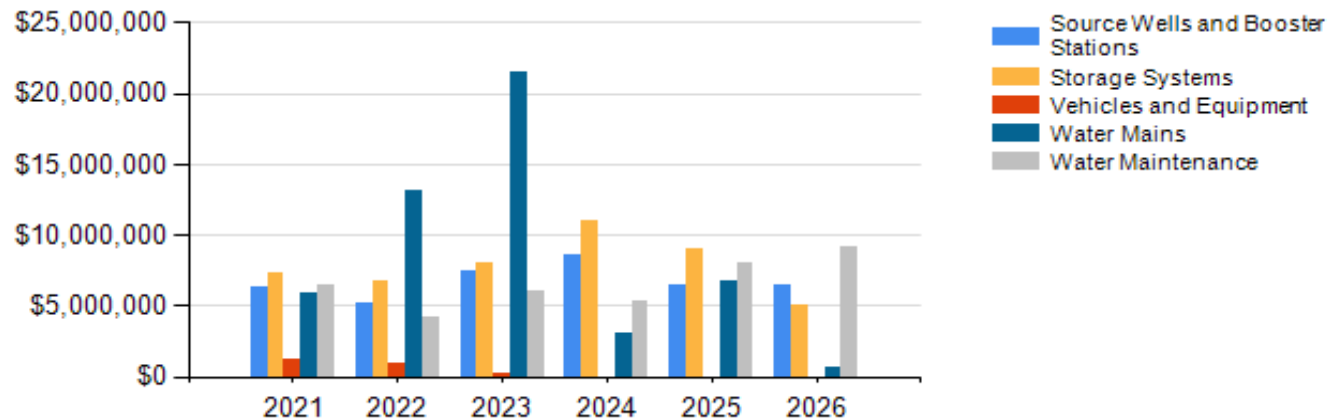
Level of Service Standard

The City presently has seven well sites for its water supply source. Ideal design practice recommends that the source of supply capacity be equal to the maximum day demand (MDD), allowing stored water to be used for the peaking requirements of the system. The total system pumping capacity is 282 MGD. The highest recorded MDD is 185 MGD. Minimum level of service standards were established in the Countywide Planning Policies. According to these policies, distribution pipelines must be designed to deliver sufficient water to meet peak customer demands (peak hourly demand), this period occurring over a range of a few minutes to several hours. The flow rate must be provided at no less than 30 psi (pounds per square inch) at all points in the distribution system (measured at any customer's water meter or at the property line if no meter exists) except for fire flow conditions. By existing policy, the City of Spokane Water Department requires that the water system provide the specified level of service at a minimum pressure of 45 psi. Water pressures of at least 45 psi have proven more satisfactory in terms of meeting the water needs for most customers.

Spending by Category Summary

Water

Category	2021	2022	2023	2024	2025	2026	Total
Source Wells and Booster Stations	\$6,310,000	\$5,150,000	\$7,400,000	\$8,550,000	\$6,500,000	\$6,500,000	\$40,410,000
Storage Systems	\$7,300,000	\$6,734,000	\$8,040,000	\$11,000,000	\$9,000,000	\$5,000,000	\$47,074,000
Vehicles and Equipment	\$1,235,000	\$950,000	\$260,000	\$0	\$0	\$0	\$2,445,000
Water Mains	\$5,950,960	\$13,111,000	\$21,559,000	\$3,030,000	\$6,685,000	\$575,000	\$50,910,960
Water Maintenance	\$6,430,000	\$4,195,000	\$6,045,000	\$5,395,000	\$8,045,000	\$9,145,000	\$39,255,000
Total	\$27,225,960	\$30,140,000	\$43,304,000	\$27,975,000	\$30,230,000	\$21,220,000	\$180,094,960



Funding Summary by Project

Water

Source Wells and Booster Stations											
Project Name	Funding Source	To Date	2020	2021	2022	2023	2024	2025	2026	6 Year Estimate	Project Total
9th & Pine Booster Station Rehabilitation	Utility Rates-IC	\$0	\$0	\$20,000	\$300,000	\$1,900,000	\$1,550,000	\$0	\$0	\$3,770,000	\$3,770,000
	Total	\$0	\$0	\$20,000	\$300,000	\$1,900,000	\$1,550,000	\$0	\$0	\$3,770,000	\$3,770,000
Central Avenue Station 2nd Well Rehabilitation	Loan-DWSRF	\$1,099,090	\$122,000	\$0	\$0	\$0	\$0	\$0	\$0	\$0	\$1,221,090
	Revenue Bond	\$5,817	\$0	\$0	\$0	\$0	\$0	\$0	\$0	\$0	\$5,817
	Utility Rates-IC	\$640,118	\$98,631	\$5,000	\$0	\$0	\$0	\$0	\$0	\$5,000	\$743,749
	Total	\$1,745,025	\$220,631	\$5,000	\$0	\$0	\$0	\$0	\$0	\$5,000	\$1,970,656
Five Mile Booster Twin	Utility Rates-IC	\$2,747,758	\$120,000	\$5,000	\$0	\$0	\$0	\$0	\$0	\$5,000	\$2,872,758
	Total	\$2,747,758	\$120,000	\$5,000	\$0	\$0	\$0	\$0	\$0	\$5,000	\$2,872,758
Havana Well	Revenue Bond	\$3,818	\$0	\$0	\$0	\$0	\$0	\$0	\$0	\$0	\$3,818
	Utility Rates-IC	\$2,157,437	\$5,000,000	\$1,000,000	\$0	\$0	\$0	\$0	\$1,500,000	\$2,500,000	\$9,657,437
	Total	\$2,161,255	\$5,000,000	\$1,000,000	\$0	\$0	\$0	\$0	\$1,500,000	\$2,500,000	\$9,661,255
Hoffman Well Station Rehabilitation	Utility Rates-IC	\$21,911	\$1,975,000	\$1,500,000	\$0	\$0	\$0	\$0	\$0	\$1,500,000	\$3,496,911
	Total	\$21,911	\$1,975,000	\$1,500,000	\$0	\$0	\$0	\$0	\$0	\$1,500,000	\$3,496,911
Indian Trail In-Line Booster Station	Utility Rates-IC	\$251	\$40,000	\$30,000	\$1,000,000	\$0	\$0	\$0	\$0	\$1,030,000	\$1,070,251
	Total	\$251	\$40,000	\$30,000	\$1,000,000	\$0	\$0	\$0	\$0	\$1,030,000	\$1,070,251
Nevada Well Station Rehabilitation	Utility Rates-IC	\$0	\$0	\$0	\$0	\$0	\$0	\$500,000	\$5,000,000	\$5,500,000	\$5,500,000
	Total	\$0	\$0	\$0	\$0	\$0	\$0	\$500,000	\$5,000,000	\$5,500,000	\$5,500,000
Plains System New Booster	Utility Rates-IC	\$0	\$150,000	\$2,900,000	\$1,900,000	\$150,000	\$0	\$0	\$0	\$4,950,000	\$5,100,000
	Total	\$0	\$150,000	\$2,900,000	\$1,900,000	\$150,000	\$0	\$0	\$0	\$4,950,000	\$5,100,000
Ray Street Well Station Update	Utility Rates-IC	\$0	\$0	\$0	\$500,000	\$2,250,000	\$0	\$0	\$0	\$2,750,000	\$2,750,000
	Total	\$0	\$0	\$0	\$500,000	\$2,250,000	\$0	\$0	\$0	\$2,750,000	\$2,750,000
Study - Nevada Well Station Rehabilitation	Utility Rates-IC	\$0	\$0	\$200,000	\$0	\$0	\$0	\$0	\$0	\$200,000	\$200,000
	Total	\$0	\$0	\$200,000	\$0	\$0	\$0	\$0	\$0	\$200,000	\$200,000
Study - Water Capital Facilities Plan	Utility Rates-IC	\$231,390	\$225,000	\$50,000	\$0	\$0	\$0	\$0	\$0	\$50,000	\$506,390
	Total	\$231,390	\$225,000	\$50,000	\$0	\$0	\$0	\$0	\$0	\$50,000	\$506,390

Funding Summary by Project

Water

Source Wells and Booster Stations (continued)											
Project Name	Funding Source	To Date	2020	2021	2022	2023	2024	2025	2026	6 Year Estimate	Project Total
Study - Water System Vulnerability Assessment	Grant-Phillips 66	\$0	\$75,000	\$0	\$0	\$0	\$0	\$0	\$0	\$0	\$75,000
	Utility Rates-IC	\$0	\$100,000	\$100,000	\$0	\$0	\$0	\$0	\$0	\$100,000	\$200,000
	Total	\$0	\$175,000	\$100,000	\$0	\$0	\$0	\$0	\$0	\$100,000	\$275,000
Upriver Header Replacement	Utility Rates-IC	\$0	\$0	\$0	\$200,000	\$1,850,000	\$0	\$0	\$0	\$2,050,000	\$2,050,000
	Total	\$0	\$0	\$0	\$200,000	\$1,850,000	\$0	\$0	\$0	\$2,050,000	\$2,050,000
Well Electric Well Station Update	Utility Rates-IC	\$0	\$0	\$500,000	\$1,250,000	\$1,250,000	\$7,000,000	\$6,000,000	\$0	\$16,000,000	\$16,000,000
	Total	\$0	\$0	\$500,000	\$1,250,000	\$1,250,000	\$7,000,000	\$6,000,000	\$0	\$16,000,000	\$16,000,000
Category Total		\$6,907,590	\$7,905,631	\$6,310,000	\$5,150,000	\$7,400,000	\$8,550,000	\$6,500,000	\$6,500,000	\$40,410,000	\$55,223,221

Storage Systems											
Project Name	Funding Source	To Date	2020	2021	2022	2023	2024	2025	2026	6 Year Estimate	Project Total
Fire Suppression System Upgrades	Utility Rates-IC	\$0	\$0	\$0	\$270,000	\$5,000,000	\$5,000,000	\$5,000,000	\$5,000,000	\$20,270,000	\$20,270,000
	Total	\$0	\$0	\$0	\$270,000	\$5,000,000	\$5,000,000	\$5,000,000	\$5,000,000	\$20,270,000	\$20,270,000
High System Tank	Utility Rates-IC	\$430,011	\$1,500,000	\$4,600,000	\$900,000	\$0	\$0	\$0	\$0	\$5,500,000	\$7,430,011
	Total	\$430,011	\$1,500,000	\$4,600,000	\$900,000	\$0	\$0	\$0	\$0	\$5,500,000	\$7,430,011
Indian Trail Reservoir Frontage Improvements	Utility Rates-IC	\$0	\$0	\$0	\$44,000	\$440,000	\$0	\$0	\$0	\$484,000	\$484,000
	Total	\$0	\$0	\$0	\$44,000	\$440,000	\$0	\$0	\$0	\$484,000	\$484,000
SIA System Additional Reservoir	Loan-DWSRF	\$0	\$0	\$2,700,000	\$300,000	\$0	\$0	\$0	\$0	\$3,000,000	\$3,000,000
	Loan-PWTF	\$0	\$0	\$0	\$5,200,000	\$2,100,000	\$700,000	\$0	\$0	\$8,000,000	\$8,000,000
	Utility Rates-IC	\$111,727	\$20,000	\$0	\$0	\$0	\$300,000	\$0	\$0	\$300,000	\$431,727
	Total	\$111,727	\$20,000	\$2,700,000	\$5,500,000	\$2,100,000	\$1,000,000	\$0	\$0	\$11,300,000	\$11,431,727
Thorpe Road Reservoir No. 2	Utility Rates-IC	\$0	\$0	\$0	\$20,000	\$500,000	\$5,000,000	\$4,000,000	\$0	\$9,520,000	\$9,520,000
	Total	\$0	\$0	\$0	\$20,000	\$500,000	\$5,000,000	\$4,000,000	\$0	\$9,520,000	\$9,520,000
Category Total		\$541,738	\$1,520,000	\$7,300,000	\$6,734,000	\$8,040,000	\$11,000,000	\$9,000,000	\$5,000,000	\$47,074,000	\$49,135,738

Funding Summary by Project

Water

Vehicles and Equipment											
Project Name	Funding Source	To Date	2020	2021	2022	2023	2024	2025	2026	6 Year Estimate	Project Total
Backhoe	Utility Rates - Water Ops	\$0	\$0	\$0	\$350,000	\$0	\$0	\$0	\$0	\$350,000	\$350,000
	Total	\$0	\$0	\$0	\$350,000	\$0	\$0	\$0	\$0	\$350,000	\$350,000
Dump Truck	Utility Rates - Water Ops	\$0	\$0	\$275,000	\$0	\$0	\$0	\$0	\$0	\$275,000	\$275,000
	Total	\$0	\$0	\$275,000	\$0	\$0	\$0	\$0	\$0	\$275,000	\$275,000
Loader	Utility Rates - Water Ops	\$0	\$0	\$0	\$400,000	\$0	\$0	\$0	\$0	\$400,000	\$400,000
	Total	\$0	\$0	\$0	\$400,000	\$0	\$0	\$0	\$0	\$400,000	\$400,000
Service Truck Replacement	Utility Rates - Water Ops	\$0	\$800,000	\$800,000	\$0	\$0	\$0	\$0	\$0	\$800,000	\$1,600,000
	Total	\$0	\$800,000	\$800,000	\$0	\$0	\$0	\$0	\$0	\$800,000	\$1,600,000
Upriver Vehicles and Equipment	Utility Rates - Water Ops	\$0	\$0	\$160,000	\$200,000	\$260,000	\$0	\$0	\$0	\$620,000	\$620,000
	Total	\$0	\$0	\$160,000	\$200,000	\$260,000	\$0	\$0	\$0	\$620,000	\$620,000
Category Total		\$0	\$800,000	\$1,235,000	\$950,000	\$260,000	\$0	\$0	\$0	\$2,445,000	\$3,245,000

Water Mains											
Project Name	Funding Source	To Date	2020	2021	2022	2023	2024	2025	2026	6 Year Estimate	Project Total
12th Avenue - Deer Heights to Flint	Private	\$0	\$0	\$0	\$0	\$15,000	\$125,000	\$0	\$0	\$140,000	\$140,000
	Total	\$0	\$0	\$0	\$0	\$15,000	\$125,000	\$0	\$0	\$140,000	\$140,000
1st Avenue, Maple to Monroe, Distribution Main Replacement	Utility Rates-IC	\$0	\$0	\$0	\$0	\$0	\$0	\$5,000	\$0	\$5,000	\$5,000
	Total	\$0	\$0	\$0	\$0	\$0	\$0	\$5,000	\$0	\$5,000	\$5,000
1st Avenue, Monroe to Wall, Distribution Main Replacement	Utility Rates-IC	\$0	\$0	\$0	\$0	\$0	\$0	\$5,000	\$0	\$5,000	\$5,000
	Total	\$0	\$0	\$0	\$0	\$0	\$0	\$5,000	\$0	\$5,000	\$5,000
1st Avenue, Wall to Bernard, Distribution Main Replacement	Utility Rates-IC	\$0	\$0	\$0	\$0	\$0	\$0	\$5,000	\$0	\$5,000	\$5,000
	Total	\$0	\$0	\$0	\$0	\$0	\$0	\$5,000	\$0	\$5,000	\$5,000

Funding Summary by Project

Water

Water Mains (continued)											
Project Name	Funding Source	To Date	2020	2021	2022	2023	2024	2025	2026	6 Year Estimate	Project Total
27th Avenue, SE Blvd to Ray St, Main Replacement	Utility Rates-IC	\$0	\$0	\$0	\$0	\$25,000	\$175,000	\$0	\$0	\$200,000	\$200,000
	Total	\$0	\$0	\$0	\$0	\$25,000	\$175,000	\$0	\$0	\$200,000	\$200,000
4th Avenue Distribution Main Replacement	Utility Rates-IC	\$0	\$0	\$0	\$20,000	\$180,000	\$20,000	\$0	\$0	\$220,000	\$220,000
	Total	\$0	\$0	\$0	\$20,000	\$180,000	\$20,000	\$0	\$0	\$220,000	\$220,000
Assessment of Existing Pipes	Utility Rates-IC	\$0	\$500,000	\$500,000	\$500,000	\$500,000	\$500,000	\$500,000	\$500,000	\$3,000,000	\$3,500,000
	Total	\$0	\$500,000	\$500,000	\$500,000	\$500,000	\$500,000	\$500,000	\$500,000	\$3,000,000	\$3,500,000
Broadway Avenue, Cedar to Post Street Main Replacement	Utility Rates-IC	\$0	\$0	\$5,000	\$0	\$35,000	\$400,000	\$0	\$0	\$440,000	\$440,000
	Total	\$0	\$0	\$5,000	\$0	\$35,000	\$400,000	\$0	\$0	\$440,000	\$440,000
Cochran Conveyance Associated Water Main Replacement	Utility Rates-IC	\$0	\$0	\$45,000	\$370,000	\$0	\$0	\$0	\$0	\$415,000	\$415,000
	Total	\$0	\$0	\$45,000	\$370,000	\$0	\$0	\$0	\$0	\$415,000	\$415,000
Fort George Wright Transmission Main Replacement	Utility Rates-IC	\$0	\$0	\$0	\$5,000	\$50,000	\$50,000	\$500,000	\$0	\$605,000	\$605,000
	Total	\$0	\$0	\$0	\$5,000	\$50,000	\$50,000	\$500,000	\$0	\$605,000	\$605,000
Freya St Transmission Main, Garland Ave to Francis Ave	Utility Rates-IC	\$0	\$0	\$0	\$0	\$0	\$1,030,000	\$4,050,000	\$0	\$5,080,000	\$5,080,000
	Total	\$0	\$0	\$0	\$0	\$0	\$1,030,000	\$4,050,000	\$0	\$5,080,000	\$5,080,000
Geiger Blvd. from Medical Lake to Grove Road Water Main	Build-Grant	\$69,375	\$398,060	\$50,000	\$0	\$0	\$0	\$0	\$0	\$50,000	\$517,435
	Utility Rates-IC	\$10,827	\$61,929	\$8,000	\$0	\$0	\$0	\$0	\$0	\$8,000	\$80,756
	Total	\$80,202	\$459,989	\$58,000	\$0	\$0	\$0	\$0	\$0	\$58,000	\$598,191
Havana Street, Sprague to Broadway Avenue Main Replacement	Utility Rates-IC	\$0	\$250,000	\$250,000	\$0	\$0	\$70,000	\$145,000	\$0	\$465,000	\$715,000
	Total	\$0	\$250,000	\$250,000	\$0	\$0	\$70,000	\$145,000	\$0	\$465,000	\$715,000
Kempe to Woodridge Transmission Main	Utility Rates-IC	\$78,122	\$281,878	\$20,000	\$0	\$0	\$0	\$0	\$0	\$20,000	\$380,000
	Total	\$78,122	\$281,878	\$20,000	\$0	\$0	\$0	\$0	\$0	\$20,000	\$380,000

Funding Summary by Project

Water

Water Mains (continued)											
Project Name	Funding Source	To Date	2020	2021	2022	2023	2024	2025	2026	6 Year Estimate	Project Total
Main Ave, Wall St to Browne St	Utility Rates-IC	\$0	\$0	\$0	\$40,000	\$80,000	\$600,000	\$700,000	\$0	\$1,420,000	\$1,420,000
	Total	\$0	\$0	\$0	\$40,000	\$80,000	\$600,000	\$700,000	\$0	\$1,420,000	\$1,420,000
Mallon Avenue, Howard to Monroe Street Main Replacement	Utility Rates-IC	\$0	\$0	\$0	\$0	\$0	\$30,000	\$400,000	\$0	\$430,000	\$430,000
	Total	\$0	\$0	\$0	\$0	\$0	\$30,000	\$400,000	\$0	\$430,000	\$430,000
Maple Street (Riverside to Pacific)	Utility Rates-IC	\$0	\$20,000	\$90,000	\$0	\$0	\$0	\$0	\$0	\$90,000	\$110,000
	Total	\$0	\$20,000	\$90,000	\$0	\$0	\$0	\$0	\$0	\$90,000	\$110,000
Marshall Road from Thorpe to Qualchan Transmission Main	Utility Rates-IC	\$0	\$0	\$455,000	\$4,560,000	\$0	\$0	\$0	\$0	\$5,015,000	\$5,015,000
	Total	\$0	\$0	\$455,000	\$4,560,000	\$0	\$0	\$0	\$0	\$5,015,000	\$5,015,000
Napa Distribution Replacement (2nd to Sprague)	Utility Rates-IC	\$0	\$0	\$0	\$0	\$0	\$30,000	\$300,000	\$0	\$330,000	\$330,000
	Total	\$0	\$0	\$0	\$0	\$0	\$30,000	\$300,000	\$0	\$330,000	\$330,000
NSC - 2nd Ave & 3rd Ave Water Reroute West	Grant WSDOT	\$0	\$0	\$10,000	\$290,000	\$3,000,000	\$0	\$0	\$0	\$3,300,000	\$3,300,000
	Utility Rates-IC	\$0	\$0	\$10,000	\$290,000	\$3,000,000	\$0	\$0	\$0	\$3,300,000	\$3,300,000
	Total	\$0	\$0	\$20,000	\$580,000	\$6,000,000	\$0	\$0	\$0	\$6,600,000	\$6,600,000
NSC - 3rd Ave Water Reroute Regal to Havana	Grant WSDOT	\$0	\$0	\$10,000	\$160,000	\$1,725,000	\$0	\$0	\$0	\$1,895,000	\$1,895,000
	Total	\$0	\$0	\$10,000	\$160,000	\$1,725,000	\$0	\$0	\$0	\$1,895,000	\$1,895,000
NSC - Trent Interchange Water, Storm and Sewer Reroute	Grant WSDOT	\$0	\$0	\$100,000	\$700,000	\$0	\$0	\$0	\$0	\$800,000	\$800,000
	Utility Rates-IC	\$0	\$0	\$25,000	\$300,000	\$0	\$0	\$0	\$0	\$325,000	\$325,000
	Total	\$0	\$0	\$125,000	\$1,000,000	\$0	\$0	\$0	\$0	\$1,125,000	\$1,125,000
NSC - Trumpet Area Water Reroute	Grant WSDOT	\$0	\$0	\$15,000	\$385,000	\$4,025,000	\$0	\$0	\$0	\$4,425,000	\$4,425,000
	Utility Rates-IC	\$0	\$0	\$22,000	\$500,000	\$5,200,000	\$0	\$0	\$0	\$5,722,000	\$5,722,000
	Total	\$0	\$0	\$37,000	\$885,000	\$9,225,000	\$0	\$0	\$0	\$10,147,000	\$10,147,000
NSC Cleveland, Grace, Greene Avenue Transmission Mains	Grant WSDOT	\$0	\$4,113,000	\$250,000	\$0	\$0	\$0	\$0	\$0	\$250,000	\$4,363,000
	Utility Rates-IC	\$0	\$1,912,000	\$0	\$0	\$0	\$0	\$0	\$0	\$0	\$1,912,000
	Total	\$0	\$6,025,000	\$250,000	\$0	\$0	\$0	\$0	\$0	\$250,000	\$6,275,000

Funding Summary by Project

Water

Water Mains (continued)											
Project Name	Funding Source	To Date	2020	2021	2022	2023	2024	2025	2026	6 Year Estimate	Project Total
NSC Jackson Avenue, Market to Ralph	Grant WSDOT	\$4,416	\$234,000	\$10,000	\$0	\$0	\$0	\$0	\$0	\$10,000	\$248,416
	Total	\$4,416	\$234,000	\$10,000	\$0	\$0	\$0	\$0	\$0	\$10,000	\$248,416
NSC North Hill Loop Water Mains	Grant WSDOT	\$34,462	\$10,000	\$10,000	\$0	\$0	\$0	\$0	\$0	\$10,000	\$54,462
	Total	\$34,462	\$10,000	\$10,000	\$0	\$0	\$0	\$0	\$0	\$10,000	\$54,462
NSC Planning from Interstate 90 to Sprague Avenue	Grant WSDOT	\$0	\$10,000	\$7,000	\$5,000	\$0	\$0	\$0	\$0	\$12,000	\$22,000
	Total	\$0	\$10,000	\$7,000	\$5,000	\$0	\$0	\$0	\$0	\$12,000	\$22,000
NSC Planning from Spokane River to Sprague Avenue	Grant WSDOT	\$0	\$5,000	\$5,000	\$2,000	\$0	\$0	\$0	\$0	\$7,000	\$12,000
	Total	\$0	\$5,000	\$5,000	\$2,000	\$0	\$0	\$0	\$0	\$7,000	\$12,000
NSC Rockwell Avenue Transmission Main	Grant WSDOT	\$87,043	\$30,000	\$10,000	\$0	\$0	\$0	\$0	\$0	\$10,000	\$127,043
	Total	\$87,043	\$30,000	\$10,000	\$0	\$0	\$0	\$0	\$0	\$10,000	\$127,043
NSC Rowan Avenue Casing	Utility Rates-IC	\$1,163	\$1,740,000	\$5,000	\$0	\$0	\$0	\$0	\$0	\$5,000	\$1,746,163
	Total	\$1,163	\$1,740,000	\$5,000	\$0	\$0	\$0	\$0	\$0	\$5,000	\$1,746,163
NSC Wellesley Ave Transmission Main	Grant WSDOT	\$129,482	\$10,000	\$10,000	\$0	\$0	\$0	\$0	\$0	\$10,000	\$149,482
	Total	\$129,482	\$10,000	\$10,000	\$0	\$0	\$0	\$0	\$0	\$10,000	\$149,482
NSC Wellesley Avenue PH2 - Haven Street to Market Street	Grant WSDOT	\$0	\$70,000	\$375,000	\$10,000	\$0	\$0	\$0	\$0	\$385,000	\$455,000
	Total	\$0	\$70,000	\$375,000	\$10,000	\$0	\$0	\$0	\$0	\$385,000	\$455,000
Post Street Bridge Water Main	Utility Rates-IC	\$57,363	\$0	\$685,000	\$0	\$0	\$0	\$0	\$0	\$685,000	\$742,363
	Total	\$57,363	\$0	\$685,000	\$0	\$0	\$0	\$0	\$0	\$685,000	\$742,363
Ray St., 17th to Hartson Ave, Main Replacement	Utility Rates-IC	\$0	\$445,000	\$900,000	\$800,000	\$0	\$0	\$0	\$0	\$1,700,000	\$2,145,000
	Total	\$0	\$445,000	\$900,000	\$800,000	\$0	\$0	\$0	\$0	\$1,700,000	\$2,145,000
Riverside Ave, Monroe St to Wall St	Utility Rates-IC	\$0	\$0	\$0	\$39,000	\$264,000	\$0	\$0	\$0	\$303,000	\$303,000
	Total	\$0	\$0	\$0	\$39,000	\$264,000	\$0	\$0	\$0	\$303,000	\$303,000

Funding Summary by Project

Water

Water Mains (continued)											
Project Name	Funding Source	To Date	2020	2021	2022	2023	2024	2025	2026	6 Year Estimate	Project Total
Riverside Ave, Washington St. to Division St.	Utility Rates-IC	\$0	\$63,000	\$532,000	\$0	\$0	\$0	\$0	\$0	\$532,000	\$595,000
	Total	\$0	\$63,000	\$532,000	\$0	\$0	\$0	\$0	\$0	\$532,000	\$595,000
SIA Transmission Line Crossing Under I-90	Utility Rates-IC	\$0	\$0	\$600,000	\$3,000,000	\$3,000,000	\$0	\$0	\$0	\$6,600,000	\$6,600,000
	Total	\$0	\$0	\$600,000	\$3,000,000	\$3,000,000	\$0	\$0	\$0	\$6,600,000	\$6,600,000
South Gorge Trail Water Main Replacement	Utility Rates-IC	\$179,618	\$1,823,382	\$15,000	\$0	\$0	\$0	\$0	\$0	\$15,000	\$2,018,000
	Total	\$179,618	\$1,823,382	\$15,000	\$0	\$0	\$0	\$0	\$0	\$15,000	\$2,018,000
Spokane Falls Blvd, Post to Division Street Main Replacement	Utility Rates-IC	\$0	\$0	\$0	\$0	\$10,000	\$0	\$75,000	\$0	\$85,000	\$85,000
	Total	\$0	\$0	\$0	\$0	\$10,000	\$0	\$75,000	\$0	\$85,000	\$85,000
Sprague Avenue, Bernard to Scott, Main Replacement	Utility Rates-IC	\$566,090	\$97,950	\$753,960	\$20,000	\$0	\$0	\$0	\$0	\$773,960	\$1,438,000
	Total	\$566,090	\$97,950	\$753,960	\$20,000	\$0	\$0	\$0	\$0	\$773,960	\$1,438,000
Thor and Freya, Hartson to Sprague Avenue Water Upgrades	Utility Rates-IC	\$0	\$25,000	\$25,000	\$250,000	\$450,000	\$0	\$0	\$0	\$725,000	\$750,000
	Total	\$0	\$25,000	\$25,000	\$250,000	\$450,000	\$0	\$0	\$0	\$725,000	\$750,000
TJ Meenach Dr. Water Transmission Main; Bridge to NW Blvd	Utility Rates-IC	\$0	\$0	\$143,000	\$865,000	\$0	\$0	\$0	\$0	\$1,008,000	\$1,008,000
	Total	\$0	\$0	\$143,000	\$865,000	\$0	\$0	\$0	\$0	\$1,008,000	\$1,008,000
Wellesley Avenue, Division to Nevada Street Main Replacement	Utility Rates-IC	\$0	\$0	\$0	\$0	\$0	\$0	\$0	\$5,000	\$5,000	\$5,000
	Total	\$0	\$0	\$0	\$0	\$0	\$0	\$0	\$5,000	\$5,000	\$5,000
Wellesley Avenue, Freya to Havana Street Main Replacement	Utility Rates-IC	\$0	\$0	\$0	\$0	\$0	\$0	\$0	\$70,000	\$70,000	\$70,000
	Total	\$0	\$0	\$0	\$0	\$0	\$0	\$0	\$70,000	\$70,000	\$70,000
Category Total		\$1,217,961	\$12,100,199	\$5,950,960	\$13,111,000	\$21,559,000	\$3,030,000	\$6,685,000	\$575,000	\$50,910,960	\$64,229,120

Funding Summary by Project

Water

Water Maintenance											
Project Name	Funding Source	To Date	2020	2021	2022	2023	2024	2025	2026	6 Year Estimate	Project Total
16th Ave Transmission Main, Chestnut to Milton Booster	Utility Rates - Water Ops	\$0	\$0	\$0	\$0	\$0	\$0	\$2,000,000	\$0	\$2,000,000	\$2,000,000
	Total	\$0	\$0	\$0	\$0	\$0	\$0	\$2,000,000	\$0	\$2,000,000	\$2,000,000
Boone/Maple & Ash Distribution Main Replacement	Utility Rates - Water Ops	\$0	\$0	\$10,000	\$100,000	\$0	\$0	\$0	\$0	\$110,000	\$110,000
	Total	\$0	\$0	\$10,000	\$100,000	\$0	\$0	\$0	\$0	\$110,000	\$110,000
Chlorine Analyzer Replacement	Utility Rates - Water Ops	\$0	\$0	\$75,000	\$75,000	\$0	\$0	\$0	\$0	\$150,000	\$150,000
	Total	\$0	\$0	\$75,000	\$75,000	\$0	\$0	\$0	\$0	\$150,000	\$150,000
Metering	Utility Rates - Water Ops	\$0	\$1,400,000	\$1,400,000	\$1,400,000	\$1,400,000	\$1,400,000	\$1,400,000	\$1,400,000	\$8,400,000	\$9,800,000
	Total	\$0	\$1,400,000	\$1,400,000	\$1,400,000	\$1,400,000	\$1,400,000	\$1,400,000	\$1,400,000	\$8,400,000	\$9,800,000
Parkwater Pump and Motor Replacements	Utility Rates - Water Ops	\$250,000	\$250,000	\$400,000	\$0	\$250,000	\$400,000	\$400,000	\$500,000	\$1,950,000	\$2,450,000
	Total	\$250,000	\$250,000	\$400,000	\$0	\$250,000	\$400,000	\$400,000	\$500,000	\$1,950,000	\$2,450,000
Powerhouse #2 Trash Rake	Utility Rates - Water Ops	\$0	\$0	\$1,000,000	\$0	\$0	\$0	\$0	\$0	\$1,000,000	\$1,000,000
	Total	\$0	\$0	\$1,000,000	\$0	\$0	\$0	\$0	\$0	\$1,000,000	\$1,000,000
Rebuild Generators #2 and #3 in Powerhouse #1	Utility Rates - Water Ops	\$0	\$300,000	\$0	\$1,000,000	\$1,000,000	\$0	\$0	\$0	\$2,000,000	\$2,300,000
	Total	\$0	\$300,000	\$0	\$1,000,000	\$1,000,000	\$0	\$0	\$0	\$2,000,000	\$2,300,000
Rebuild Generators #4 and #5 in Powerhouse #2	Utility Rates - Water Ops	\$0	\$0	\$0	\$0	\$300,000	\$3,000,000	\$3,000,000	\$0	\$6,300,000	\$6,300,000
	Total	\$0	\$0	\$0	\$0	\$300,000	\$3,000,000	\$3,000,000	\$0	\$6,300,000	\$6,300,000
SCADA System	Utility Rates - Water Ops	\$60,000	\$75,000	\$75,000	\$1,100,000	\$1,100,000	\$75,000	\$75,000	\$75,000	\$2,500,000	\$2,635,000
	Total	\$60,000	\$75,000	\$75,000	\$1,100,000	\$1,100,000	\$75,000	\$75,000	\$75,000	\$2,500,000	\$2,635,000
Strong Road Tank Rehabilitation	Utility Rates - Water Ops	\$0	\$75,000	\$1,425,000	\$0	\$0	\$0	\$0	\$0	\$1,425,000	\$1,500,000
	Total	\$0	\$75,000	\$1,425,000	\$0	\$0	\$0	\$0	\$0	\$1,425,000	\$1,500,000
Tank Rehabilitation Fund	Utility Rates - Water Ops	\$0	\$0	\$0	\$100,000	\$1,500,000	\$0	\$100,000	\$1,750,000	\$3,450,000	\$3,450,000
	Total	\$0	\$0	\$0	\$100,000	\$1,500,000	\$0	\$100,000	\$1,750,000	\$3,450,000	\$3,450,000

Funding Summary by Project

Water

Water Maintenance (continued)											
Project Name	Funding Source	To Date	2020	2021	2022	2023	2024	2025	2026	6 Year Estimate	Project Total
Upriver Dam Spillway Rehabilitation Phase 3	Utility Rates - Water Ops	\$200,000	\$0	\$1,625,000	\$0	\$0	\$0	\$0	\$0	\$1,625,000	\$1,825,000
	Total	\$200,000	\$0	\$1,625,000	\$0	\$0	\$0	\$0	\$0	\$1,625,000	\$1,825,000
Upriver Dam Spillway Rehabilitation Phase 4 and 9th Part 12D	Utility Rates - Water Ops	\$0	\$0	\$0	\$0	\$0	\$0	\$650,000	\$5,000,000	\$5,650,000	\$5,650,000
	Total	\$0	\$0	\$0	\$0	\$0	\$0	\$650,000	\$5,000,000	\$5,650,000	\$5,650,000
Water Distribution Main Resiliency & Water Quality Program	Utility Rates - Water Ops	\$0	\$300,000	\$300,000	\$300,000	\$300,000	\$300,000	\$300,000	\$300,000	\$1,800,000	\$2,100,000
	Total	\$0	\$300,000	\$300,000	\$300,000	\$300,000	\$300,000	\$300,000	\$300,000	\$1,800,000	\$2,100,000
Water Facilities Backup Power Retrofit	Utility Rates - Water Ops	\$0	\$0	\$0	\$0	\$75,000	\$100,000	\$0	\$0	\$175,000	\$175,000
	Total	\$0	\$0	\$0	\$0	\$75,000	\$100,000	\$0	\$0	\$175,000	\$175,000
Water Service Replacement Program	Utility Rates - Water Ops	\$0	\$120,000	\$120,000	\$120,000	\$120,000	\$120,000	\$120,000	\$120,000	\$720,000	\$840,000
	Total	\$0	\$120,000	\$120,000	\$120,000	\$120,000	\$120,000	\$120,000	\$120,000	\$720,000	\$840,000
Category Total		\$510,000	\$2,520,000	\$6,430,000	\$4,195,000	\$6,045,000	\$5,395,000	\$8,045,000	\$9,145,000	\$39,255,000	\$42,285,000
Department Total		\$9,177,289	\$24,845,830	\$27,225,960	\$30,140,000	\$43,304,000	\$27,975,000	\$30,230,000	\$21,220,000	\$180,094,960	\$214,118,079
Percent Funded				100%	100%	100%	100%	100%	100%	100%	

Funding Summary by Department

Water

Funding Source	To Date	2020	2021	2022	2023	2024	2025	2026	6 Year Estimate	Funding Total
Build-Grant	\$69,375	\$398,060	\$50,000	\$0	\$0	\$0	\$0	\$0	\$50,000	\$517,435
Grant WSDOT	\$255,403	\$4,482,000	\$812,000	\$1,552,000	\$8,750,000	\$0	\$0	\$0	\$11,114,000	\$11,114,000
Grant-Phillips 66	\$0	\$75,000	\$0	\$0	\$0	\$0	\$0	\$0	\$0	\$75,000
Loan-DWSRF	\$1,099,090	\$122,000	\$2,700,000	\$300,000	\$0	\$0	\$0	\$0	\$3,000,000	\$3,000,000
Loan-PWTF	\$0	\$0	\$0	\$5,200,000	\$2,100,000	\$700,000	\$0	\$0	\$8,000,000	\$8,000,000
Private	\$0	\$0	\$0	\$0	\$15,000	\$125,000	\$0	\$0	\$140,000	\$140,000
Revenue Bond	\$9,635	\$0	\$0	\$0	\$0	\$0	\$0	\$0	\$0	\$3,818
Utility Rates - Water Ops	\$510,000	\$3,320,000	\$7,665,000	\$5,145,000	\$6,305,000	\$5,395,000	\$8,045,000	\$9,145,000	\$41,700,000	\$41,700,000
Utility Rates-IC	\$7,233,786	\$16,448,770	\$15,998,960	\$17,943,000	\$26,134,000	\$21,755,000	\$22,185,000	\$12,075,000	\$116,090,960	\$116,131,211
Department Total	\$9,177,289	\$24,845,830	\$27,225,960	\$30,140,000	\$43,304,000	\$27,975,000	\$30,230,000	\$21,220,000	\$180,094,960	\$214,118,079

Water Department Project Reports

Water 2021 - 2026

Downtown Projects

WAT-2015-121
WAT-2016-51
WAT-2016-52
WAT-2016-53
WAT-2017-21
WAT-2017-23
WAT-2017-24
WAT-2017-117
WAT-2017-118
WAT-2018-34
WAT-2018-37
WAT-2018-48

Water Equipment (not pictured)

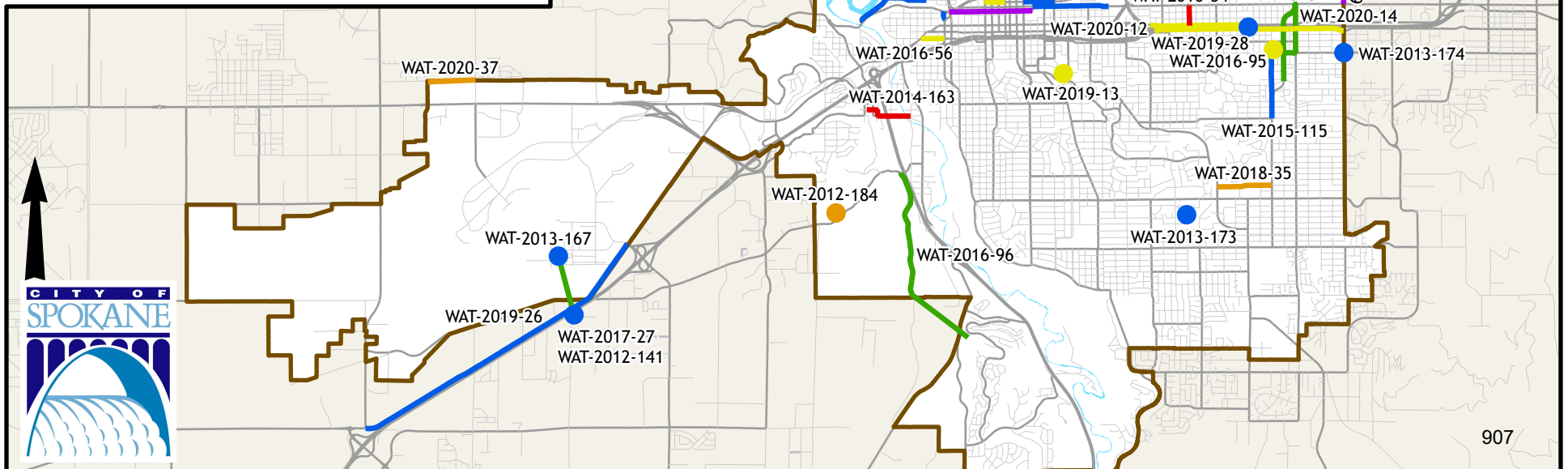
WAT-2017-92
WAT-2018-47
WAT-2018-121
WAT-2018-122

City Wide Projects (not pictured)

WAT-2013-156
WAT-2013-157
WAT-2013-158
WAT-2013-163
WAT-2015-145
WAT-2016-17
WAT-2016-89
WAT-2017-34
WAT-2019-30
WAT-2019-64
WAT-2020-35
WAT-2020-47
WAT-2020-52

Begin Year

- | | |
|--------|--------|
| ● 2021 | ● 2024 |
| ● 2022 | ● 2025 |
| ● 2023 | ● 2026 |



Water/Source Wells and Booster Stations

9th & Pine Booster Station Rehabilitation

WAT-2019-13

Executive Summary

A new booster station and switch gear will be constructed at the same site. The project is in the planning phase. Design will begin in 2022 with construction in 2023 into 2024.

Project Justification

The booster station is currently out of service and is needed for redundancy to the Intermediate Pressure Zone and future demands. The electrical system and pumps need to be upgraded to current standards. Currently, the 2300 switch gear is directly connected to Avista's high power voltage. The booster station contains older submersible style pumps, which are not energy efficient and are very expensive to maintain. The pump station is subsurface and the lids leak. The submersible pumps will be replaced with more efficient vertical turbines. Analysis of the water system for growth over the next 20-years has determined 9th & Pine booster station will be need to meet future demands.

This project meets the following comprehensive plan goals and/or policies:

CFU 1.2 Operational Efficiency. This project will improve the operational efficiency by reducing required maintenance. CFU 2.1 Available Public Facilities. Construction of this project will provide adequate infrastructure at the time of development.

Location

Other Location

9th Ave and Pine St

Project Status

Active

The project is the planning phase.

External Factors

Maintenance

Maintenance of capital facilities, buildings and infrastructure has an impact on a Department's operating budget, and thus routine maintenance costs for new and ongoing projects are identified in the table below.

	2021	2022	2023	2024	2025	2026	Total
Expected Annual Maintenance	\$0	\$0	\$0	\$0	\$0	\$0	\$0

Maintenance Comments

Water/Source Wells and Booster Stations
9th & Pine Booster Station Rehabilitation
WAT-2019-13

Spending

Project Phase	Prior Spending	2020	Estimated Spending							Total
			2021	2022	2023	2024	2025	2026	6 Year Total	
Construction	\$0	\$0	\$0	\$0	\$1,900,000	\$1,550,000	\$0	\$0	\$3,450,000	\$3,450,000
Design	\$0	\$0	\$0	\$300,000	\$0	\$0	\$0	\$0	\$300,000	\$300,000
Planning	\$0	\$0	\$20,000	\$0	\$0	\$0	\$0	\$0	\$20,000	\$20,000
Total	\$0	\$0	\$20,000	\$300,000	\$1,900,000	\$1,550,000	\$0	\$0	\$3,770,000	\$3,770,000

Funding

Funding Name	Source	Status*	Prior Funding	2020	Estimated Funding							Total
					2021	2022	2023	2024	2025	2026	6 Year Total	
Utility Rates-IC	Local	Funded	\$0	\$0	\$20,000	\$300,000	\$1,900,000	\$1,550,000	\$0	\$0	\$3,770,000	\$3,770,000
Total			\$0	\$0	\$20,000	\$300,000	\$1,900,000	\$1,550,000	\$0	\$0	\$3,770,000	\$3,770,000

- *Status definitions
- Unidentified: Funding source has not yet been determined
 - Identified: Funding source has been found, but not yet requested
 - Applied: Grant or loan application has been submitted, or budget has been requested
 - Awarded: Grant or loan has been offered but the contract has not yet been signed or budget has not yet been approved by Council
 - Encumbered: Project contract has been signed and funds have been allocated to spend on the project

Water/Source Wells and Booster Stations

Central Avenue Station 2nd Well Rehabilitation

WAT-2012-48

Executive Summary

Central Avenue Well Station has two wells located at Central Avenue and Normandie Street. The Number 2 well station will be upgraded and modernized with a new building housing new pumps and motors.

Project Justification

The Central Avenue Well Station consists of two wells with two submersible pumps in each. These pumps are old, very inefficient and very costly to maintain. This project will upgrade the second of the two wells to meet current state standards, and to increase capacity, efficiency and reliability. Both wells contain older submersible style pumps which are not energy efficient and are very expensive to maintain.

This project meets the following comprehensive plan goals and/or policies:

CFU 1.2 Operational Efficiency. This project will improve the operational efficiency by reducing required maintenance.
CFU 1.3 Maintenance. This project will rehabilitate an existing capital facility.

Location

Other Location
Central Avenue and Normandie Street in the northern portion of the City of Spokane.

Project Status

Active
Design is complete. Construction in underway.

External Factors

Maintenance

Maintenance of capital facilities, buildings and infrastructure has an impact on a Department's operating budget, and thus routine maintenance costs for new and ongoing projects are identified in the table below.

	2021	2022	2023	2024	2025	2026	Total
Expected Annual Maintenance	\$0	\$0	\$0	\$0	\$0	\$0	\$0

Maintenance Comments

Water/Source Wells and Booster Stations

Central Avenue Station 2nd Well Rehabilitation

WAT-2012-48

Spending

Project Phase	Prior Spending	2020	Estimated Spending							Total
			2021	2022	2023	2024	2025	2026	6 Year Total	
Construction	\$1,564,234	\$220,631	\$5,000	\$0	\$0	\$0	\$0	\$0	\$5,000	\$1,789,865
Design	\$180,791	\$0	\$0	\$0	\$0	\$0	\$0	\$0	\$0	\$180,791
Total	\$1,745,025	\$220,631	\$5,000	\$0	\$0	\$0	\$0	\$0	\$5,000	\$1,970,656

Funding

Funding Name	Source	Status*	Prior Funding	2020	Estimated Funding							Total
					2021	2022	2023	2024	2025	2026	6 Year Total	
Loan-DWSRF	State	Funded	\$1,099,090	\$122,000	\$0	\$0	\$0	\$0	\$0	\$0	\$0	\$1,221,090
Revenue Bond	Local	Funded	\$5,817	\$0	\$0	\$0	\$0	\$0	\$0	\$0	\$0	\$5,817
Utility Rates-IC	Local	Funded	\$640,118	\$98,631	\$5,000	\$0	\$0	\$0	\$0	\$0	\$5,000	\$743,749
Total			\$1,745,025	\$220,631	\$5,000	\$0	\$0	\$0	\$0	\$0	\$5,000	\$1,970,656

- *Status definitions
- Unidentified: Funding source has not yet been determined
 - Identified: Funding source has been found, but not yet requested
 - Applied: Grant or loan application has been submitted, or budget has been requested
 - Awarded: Grant or loan has been offered but the contract has not yet been signed or budget has not yet been approved by Council
 - Encumbered: Project contract has been signed and funds have been allocated to spend on the project

Water/Source Wells and Booster Stations

Five Mile Booster Twin

WAT-2013-171

Executive Summary

A new booster station will be constructed next to the existing Five Mile booster station. After the new station is constructed, the existing station will be abandoned. The new station will house 5 pumps in a CMU building. Construction in 2020, project costs are largely captured in that year.

Project Justification

The current booster station can no longer keep up with the current demands. The existing pumps and motors need to be replaced to meet current demands, future growth, and to be more efficient. Constructed in 1974, the current station building is in disrepair.

This project meets the following comprehensive plan goals and/or policies:

CFU 1.2 Operational efficiency is improved to meet water demand and improve operational efficiency.

Location

Other Location
6910 N Belt Street

Project Status

Active
Design is complete and construction is underway.

External Factors

Council action is required to approve Enterprise Fund Rates in order to fully fund this project.

Maintenance

Maintenance of capital facilities, buildings and infrastructure has an impact on a Department's operating budget, and thus routine maintenance costs for new and ongoing projects are identified in the table below.

	2021	2022	2023	2024	2025	2026	Total
Expected Annual Maintenance	\$0	\$0	\$0	\$0	\$0	\$0	\$0

Maintenance Comments

Water/Source Wells and Booster Stations
Five Mile Booster Twin
WAT-2013-171

Spending

Project Phase	Prior Spending	2020	Estimated Spending							Total
			2021	2022	2023	2024	2025	2026	6 Year Total	
Construction	\$2,639,465	\$120,000	\$5,000	\$0	\$0	\$0	\$0	\$0	\$5,000	\$2,764,465
Design	\$108,293	\$0	\$0	\$0	\$0	\$0	\$0	\$0	\$0	\$108,293
Total	\$2,747,758	\$120,000	\$5,000	\$0	\$0	\$0	\$0	\$0	\$5,000	\$2,872,758

Funding

Funding Name	Source	Status*	Prior Funding	2020	Estimated Funding							Total
					2021	2022	2023	2024	2025	2026	6 Year Total	
Utility Rates-IC	Local	Funded	\$2,747,758	\$120,000	\$5,000	\$0	\$0	\$0	\$0	\$0	\$5,000	\$2,872,758
Total			\$2,747,758	\$120,000	\$5,000	\$0	\$0	\$0	\$0	\$0	\$5,000	\$2,872,758

*Status definitions

- Unidentified: Funding source has not yet been determined
- Identified: Funding source has been found, but not yet requested
- Applied: Grant or loan application has been submitted, or budget has been requested
- Awarded: Grant or loan has been offered but the contract has not yet been signed or budget has not yet been approved by Council
- Encumbered: Project contract has been signed and funds have been allocated to spend on the project

Water/Source Wells and Booster Stations**Havana Well**

WAT-2013-174

Executive Summary

This project will site, develop, and connect a well source to supplement the City's existing water system.

Project Justification

Currently the city's wells all lie in the north and eastern portions of the City. This project will increase efficiencies of operation by not pumping water as far, and increase system reliability and flexibility by not having all the wells in one location in the City.

This project meets the following comprehensive plan goals and/or policies:

CFU 1.2:Operational Efficiency. The project will allow the water system to operate more efficiently by reducing pump distance from current wells. CFU 2.1:Available Public Facilities. This project will allow the City to meet future demand without decreasing current level of service.

Location

Other Location

Havana Street between 6th and 7th Streets.

Project Status

Active

Six well casings have been drilled on the project site. Construction of the well station, pumps, motors and electrical equipment will follow in 2020. Three of the Six pumps will be installed in 2020. The remaining 3 will be installed in 2026.

External Factors**Maintenance**

Maintenance of capital facilities, buildings and infrastructure has an impact on a Department's operating budget, and thus routine maintenance costs for new and ongoing projects are identified in the table below.

	2021	2022	2023	2024	2025	2026	Total
Expected Annual Maintenance	\$0	\$0	\$0	\$0	\$0	\$0	\$0

Maintenance Comments

Water/Source Wells and Booster Stations

Havana Well

WAT-2013-174

Spending

Project Phase	Prior Spending	2020	Estimated Spending							Total
			2021	2022	2023	2024	2025	2026	6 Year Total	
Construction	\$1,861,255	\$5,000,000	\$1,000,000	\$0	\$0	\$0	\$0	\$1,500,000	\$2,500,000	\$9,361,255
Design	\$200,000	\$0	\$0	\$0	\$0	\$0	\$0	\$0	\$0	\$200,000
Planning	\$100,000	\$0	\$0	\$0	\$0	\$0	\$0	\$0	\$0	\$100,000
Total	\$2,161,255	\$5,000,000	\$1,000,000	\$0	\$0	\$0	\$0	\$1,500,000	\$2,500,000	\$9,661,255

Funding

Funding Name	Source	Status*	Prior Funding	2020	Estimated Funding							Total
					2021	2022	2023	2024	2025	2026	6 Year Total	
Revenue Bond	Local	Funded	\$3,818	\$0	\$0	\$0	\$0	\$0	\$0	\$0	\$0	\$3,818
Utility Rates-IC	Local	Funded	\$2,157,437	\$5,000,000	\$1,000,000	\$0	\$0	\$0	\$0	\$1,500,000	\$2,500,000	\$9,657,437
Total			\$2,161,255	\$5,000,000	\$1,000,000	\$0	\$0	\$0	\$0	\$1,500,000	\$2,500,000	\$9,661,255

*Status definitions

- Unidentified: Funding source has not yet been determined
- Identified: Funding source has been found, but not yet requested
- Applied: Grant or loan application has been submitted, or budget has been requested
- Awarded: Grant or loan has been offered but the contract has not yet been signed or budget has not yet been approved by Council
- Encumbered: Project contract has been signed and funds have been allocated to spend on the project

Water/Source Wells and Booster Stations
Hoffman Well Station Rehabilitation
WAT-2013-172

Executive Summary

Hoffman Well Station has been evaluated to improve capacity and operation. The project will include installation of a new steel liner within the existing cracked casing. Also included are new pumps, motors, controls, and switchgears for both Well 1 and Well 2.

Project Justification

Well 2 has not been in production since the crack in the casing was discovered. This project will bring Well 2 back on line and restore the well's production capacity.

This project meets the following comprehensive plan goals and/or policies:

CFU 1.2:Operational efficiency. This project improves operation efficiency through redundancy and increased capacity.
CFU 1.3:Maintenance. This project maintains an existing utility asset.

Location

Other Location
Wellesley Avenue and Hoffman Street in the northern portion of the City of Spokane.

Project Status

Active
The well evaluation was completed in 2018. The project is scheduled for design in 2019 and construction in 2020.

External Factors

Council action is required to approve Water Rates in order to fully fund this project.

Maintenance

Maintenance of capital facilities, buildings and infrastructure has an impact on a Department's operating budget, and thus routine maintenance costs for new and ongoing projects are identified in the table below.

	2021	2022	2023	2024	2025	2026	Total
Expected Annual Maintenance	\$0	\$0	\$0	\$0	\$0	\$0	\$0

Maintenance Comments

Water/Source Wells and Booster Stations

Hoffman Well Station Rehabilitation

WAT-2013-172

Spending

Project Phase	Prior Spending	2020	Estimated Spending							Total
			2021	2022	2023	2024	2025	2026	6 Year Total	
Construction	\$0	\$1,975,000	\$1,500,000	\$0	\$0	\$0	\$0	\$0	\$1,500,000	\$3,475,000
Design	\$21,911	\$0	\$0	\$0	\$0	\$0	\$0	\$0	\$0	\$21,911
Total	\$21,911	\$1,975,000	\$1,500,000	\$0	\$0	\$0	\$0	\$0	\$1,500,000	\$3,496,911

Funding

Funding Name	Source	Status*	Prior Funding	2020	Estimated Funding							Total
					2021	2022	2023	2024	2025	2026	6 Year Total	
Utility Rates-IC	Local	Funded	\$21,911	\$1,975,000	\$1,500,000	\$0	\$0	\$0	\$0	\$0	\$1,500,000	\$3,496,911
Total			\$21,911	\$1,975,000	\$1,500,000	\$0	\$0	\$0	\$0	\$0	\$1,500,000	\$3,496,911

*Status definitions

- Unidentified: Funding source has not yet been determined
- Identified: Funding source has been found, but not yet requested
- Applied: Grant or loan application has been submitted, or budget has been requested
- Awarded: Grant or loan has been offered but the contract has not yet been signed or budget has not yet been approved by Council
- Encumbered: Project contract has been signed and funds have been allocated to spend on the project

Water/Source Wells and Booster Stations
Indian Trail In-Line Booster Station
WAT-2015-145

Executive Summary

Preliminary design work will identify solutions to improve water pressure in the Indian Trail area.

Project Justification

The Indian Trail area is served by wells a considerable distance to the east. Water pressure is lost over the long transit distance. An in-line booster station has been recommended for this area, but more analysis is necessary to determine both the cause and determine possible alternatives to help move water west, increasing service pressure levels and reliability to the area.

This project meets the following comprehensive plan goals and/or policies:

CFU 1.1:Level of Service. Water pressure level of service for the North Hill Pressure Zone

Location

Other Location

Northwest Spokane. Final site has not yet been selected.

Project Status

Active

Analysis of water supply in the area has begun.

External Factors

Site selection.

Maintenance

Maintenance of capital facilities, buildings and infrastructure has an impact on a Department's operating budget, and thus routine maintenance costs for new and ongoing projects are identified in the table below.

	2021	2022	2023	2024	2025	2026	Total
Expected Annual Maintenance	\$0	\$0	\$0	\$0	\$0	\$0	\$0

Maintenance Comments

Water/Source Wells and Booster Stations

Indian Trail In-Line Booster Station

WAT-2015-145

Spending

Project Phase	Prior Spending	2020	Estimated Spending							Total
			2021	2022	2023	2024	2025	2026	6 Year Total	
Construction	\$0	\$0	\$0	\$1,000,000	\$0	\$0	\$0	\$0	\$1,000,000	\$1,000,000
Design	\$251	\$40,000	\$30,000	\$0	\$0	\$0	\$0	\$0	\$30,000	\$70,251
Total	\$251	\$40,000	\$30,000	\$1,000,000	\$0	\$0	\$0	\$0	\$1,030,000	\$1,070,251

Funding

Funding Name	Source	Status*	Prior Funding	2020	Estimated Funding							Total
					2021	2022	2023	2024	2025	2026	6 Year Total	
Utility Rates-IC	Local	Funded	\$251	\$40,000	\$30,000	\$1,000,000	\$0	\$0	\$0	\$0	\$1,030,000	\$1,070,251
Total			\$251	\$40,000	\$30,000	\$1,000,000	\$0	\$0	\$0	\$0	\$1,030,000	\$1,070,251

*Status definitions

- Unidentified: Funding source has not yet been determined
- Identified: Funding source has been found, but not yet requested
- Applied: Grant or loan application has been submitted, or budget has been requested
- Awarded: Grant or loan has been offered but the contract has not yet been signed or budget has not yet been approved by Council
- Encumbered: Project contract has been signed and funds have been allocated to spend on the project

Water/Source Wells and Booster Stations

Nevada Well Station Rehabilitation

WAT-2020-58

Executive Summary

The existing well station is in need of repair and is beyond its useful life. The station is no longer operating efficiently and is difficult to maintain.

Project Justification

This project is necessary for the City to continue to effectively supply water to the low pressure zone.

This project meets the following comprehensive plan goals and/or policies:

CFU 1.2: Operational Efficiency. This project improves operational efficiency through increased capacity. CFU 1.3: Maintenance. This project maintains an existing utility asset.

Location

Other Location

Water Department property at the intersection of Nevada and North Foothills.

Project Status

Active

Design is expected to begin in 2025.

External Factors

Maintenance

Maintenance of capital facilities, buildings and infrastructure has an impact on a Department's operating budget, and thus routine maintenance costs for new and ongoing projects are identified in the table below.

	2021	2022	2023	2024	2025	2026	Total
Expected Annual Maintenance	\$0	\$0	\$0	\$0	\$0	\$0	\$0

Maintenance Comments

Water/Source Wells and Booster Stations
Nevada Well Station Rehabilitation
WAT-2020-58

Spending

Project Phase	Prior Spending	2020	Estimated Spending							Total
			2021	2022	2023	2024	2025	2026	6 Year Total	
Construction	\$0	\$0	\$0	\$0	\$0	\$0	\$0	\$5,000,000	\$5,000,000	\$5,000,000
Design	\$0	\$0	\$0	\$0	\$0	\$0	\$500,000	\$0	\$500,000	\$500,000
Total	\$0	\$0	\$0	\$0	\$0	\$0	\$500,000	\$5,000,000	\$5,500,000	\$5,500,000

Funding

Funding Name	Source	Status*	Prior Funding	2020	Estimated Funding							Total
					2021	2022	2023	2024	2025	2026	6 Year Total	
Utility Rates-IC	Local	Funded	\$0	\$0	\$0	\$0	\$0	\$0	\$500,000	\$5,000,000	\$5,500,000	\$5,500,000
Total			\$0	\$0	\$0	\$0	\$0	\$0	\$500,000	\$5,000,000	\$5,500,000	\$5,500,000

*Status definitions

- Unidentified: Funding source has not yet been determined
- Identified: Funding source has been found, but not yet requested
- Applied: Grant or loan application has been submitted, or budget has been requested
- Awarded: Grant or loan has been offered but the contract has not yet been signed or budget has not yet been approved by Council
- Encumbered: Project contract has been signed and funds have been allocated to spend on the project

Water/Source Wells and Booster Stations

Plains System New Booster

WAT-2012-141

Executive Summary

Design and construct a new booster station to increase supply to the West Plains area.

Project Justification

A new booster station will be constructed in the West Plains area. The new booster station will improve water service to the Plains Pressure System by providing redundancy and increased capacity. The exact location of this booster station has not been determined, but is needed in the vicinity of the existing Spotted Road Booster Station. This booster station will supply customers and the increasing demands south and west of the Spokane International Airport area. Demand in the Plains System is increasing as marketable land near and around the Spokane International Airport develops. This proposed booster station will balance our system of supply by eliminating a weak link in the supply system that provides water to this area.

This project meets the following comprehensive plan goals and/or policies:

CFU 2.1:Available Public Facilities. This project will help to meet growth in the West Plains. CFU 1.2:Operational Efficiency. This project will help to improve the efficiency of the system in the West Plains.

Location

Other Location

North of the Spokane International Airport in the vicinity of the existing Spotted Road Booster Station.

Project Status

Active

Planning Stages; Design: 2020; Construction: 2021 and 2022.

External Factors

Maintenance

Maintenance of capital facilities, buildings and infrastructure has an impact on a Department’s operating budget, and thus routine maintenance costs for new and ongoing projects are identified in the table below.

	2021	2022	2023	2024	2025	2026	Total
Expected Annual Maintenance	\$0	\$0	\$0	\$0	\$0	\$0	\$0

Maintenance Comments

Water/Source Wells and Booster Stations

Plains System New Booster

WAT-2012-141

Spending

Project Phase	Prior Spending	2020	Estimated Spending							Total
			2021	2022	2023	2024	2025	2026	6 Year Total	
Construction	\$0	\$0	\$2,880,000	\$1,900,000	\$150,000	\$0	\$0	\$0	\$4,930,000	\$4,930,000
Design	\$0	\$150,000	\$20,000	\$0	\$0	\$0	\$0	\$0	\$20,000	\$170,000
Total	\$0	\$150,000	\$2,900,000	\$1,900,000	\$150,000	\$0	\$0	\$0	\$4,950,000	\$5,100,000

Funding

Funding Name	Source	Status*	Prior Funding	2020	Estimated Funding							Total
					2021	2022	2023	2024	2025	2026	6 Year Total	
Utility Rates-IC	Local	Funded	\$0	\$150,000	\$2,900,000	\$1,900,000	\$150,000	\$0	\$0	\$0	\$4,950,000	\$5,100,000
Total			\$0	\$150,000	\$2,900,000	\$1,900,000	\$150,000	\$0	\$0	\$0	\$4,950,000	\$5,100,000

*Status definitions

- Unidentified: Funding source has not yet been determined
- Identified: Funding source has been found, but not yet requested
- Applied: Grant or loan application has been submitted, or budget has been requested
- Awarded: Grant or loan has been offered but the contract has not yet been signed or budget has not yet been approved by Council
- Encumbered: Project contract has been signed and funds have been allocated to spend on the project

Water/Source Wells and Booster Stations

Ray Street Well Station Update

WAT-2016-95

Executive Summary

Upgrades to Ray Street Well Station will include extending existing pump intakes deeper into the aquifer and adding a pump to Well 2, which currently only has one pump. The power system will also be upgraded.

Project Justification

Upgrading the wells will help maintain the well station capacity in late summer months and during drought conditions with the seasonal variations in aquifer levels. Upgrading the power system will increase resiliency of the well station.

This project meets the following comprehensive plan goals and/or policies:

CFU 1.2 Operational Efficiency. Project will improve the operational efficiency by making more water available during drought. CFU 1.3 Maintenance. The project upgrades the existing well by lowering intakes and adding a pump.

Location

Other Location

Ray Street Well Station

Project Status

Active

The well station was evaluated as part of a study conducted in 2018. Design will begin in 2022 with construction in 2023.

External Factors

Maintenance

Maintenance of capital facilities, buildings and infrastructure has an impact on a Department's operating budget, and thus routine maintenance costs for new and ongoing projects are identified in the table below.

	2021	2022	2023	2024	2025	2026	Total
Expected Annual Maintenance	\$0	\$0	\$0	\$0	\$0	\$0	\$0

Maintenance Comments

Water/Source Wells and Booster Stations

Ray Street Well Station Update

WAT-2016-95

Spending

Project Phase	Prior Spending	2020	Estimated Spending							Total
			2021	2022	2023	2024	2025	2026	6 Year Total	
Construction	\$0	\$0	\$0	\$0	\$2,250,000	\$0	\$0	\$0	\$2,250,000	\$2,250,000
Design	\$0	\$0	\$0	\$500,000	\$0	\$0	\$0	\$0	\$500,000	\$500,000
Total	\$0	\$0	\$0	\$500,000	\$2,250,000	\$0	\$0	\$0	\$2,750,000	\$2,750,000

Funding

Funding Name	Source	Status*	Prior Funding	2020	Estimated Funding							Total
					2021	2022	2023	2024	2025	2026	6 Year Total	
Utility Rates-IC	Local	Funded	\$0	\$0	\$0	\$500,000	\$2,250,000	\$0	\$0	\$0	\$2,750,000	\$2,750,000
Total			\$0	\$0	\$0	\$500,000	\$2,250,000	\$0	\$0	\$0	\$2,750,000	\$2,750,000

*Status definitions

- Unidentified: Funding source has not yet been determined
- Identified: Funding source has been found, but not yet requested
- Applied: Grant or loan application has been submitted, or budget has been requested
- Awarded: Grant or loan has been offered but the contract has not yet been signed or budget has not yet been approved by Council
- Encumbered: Project contract has been signed and funds have been allocated to spend on the project

Water/Source Wells and Booster Stations

Study - Nevada Well Station Rehabilitation

WAT-2020-52

Executive Summary

Nevada Well Station consists of a large caisson well design containing 4 pumps. Two 800 HP vertical turbine pumps and two 400 HP submersible pumps for a total station capacity of 31,000 GPM. The study is required to determine the best method of station rehabilitation.

Project Justification

The Nevada Well Station is one of three well stations providing water to the Low Pressure Zone and is the second largest contributor to this base zone which feed much of the water system. Two of the pumps are older submersible style pumps which are not energy efficient and are very expensive to maintain and have long lead times for repair. All of the aging infrastructure at this station is reaching the end of its useful life and requires rehabilitation for safe reliable and efficient operation. This station is critical for operational flexibility and redundancy to maintain adequate water service.

This project meets the following comprehensive plan goals and/or policies:

CFU 1.2 Operational Efficiency. CFU 1.3 Maintenance.

Location

Other Location

Nevada Well Station located near the intersection of North Foothills Drive and Hamilton St.

Project Status

Active

Study in 2021

External Factors

Council Approval of expenditure of funds for the study.

Maintenance

Maintenance of capital facilities, buildings and infrastructure has an impact on a Department’s operating budget, and thus routine maintenance costs for new and ongoing projects are identified in the table below.

	2021	2022	2023	2024	2025	2026	Total
Expected Annual Maintenance	\$0	\$0	\$0	\$0	\$0	\$0	\$0

Maintenance Comments

Water/Source Wells and Booster Stations

Study - Nevada Well Station Rehabilitation

WAT-2020-52

Spending

Project Phase	Prior Spending	2020	Estimated Spending							Total
			2021	2022	2023	2024	2025	2026	6 Year Total	
Planning	\$0	\$0	\$200,000	\$0	\$0	\$0	\$0	\$0	\$200,000	\$200,000
Total	\$0	\$0	\$200,000	\$0	\$0	\$0	\$0	\$0	\$200,000	\$200,000

Funding

Funding Name	Source	Status*	Prior Funding	2020	Estimated Funding							Total
					2021	2022	2023	2024	2025	2026	6 Year Total	
Utility Rates-IC	Local	Funded	\$0	\$0	\$200,000	\$0	\$0	\$0	\$0	\$0	\$200,000	\$200,000
Total			\$0	\$0	\$200,000	\$0	\$0	\$0	\$0	\$0	\$200,000	\$200,000

- *Status definitions
- Unidentified: Funding source has not yet been determined
 - Identified: Funding source has been found, but not yet requested
 - Applied: Grant or loan application has been submitted, or budget has been requested
 - Awarded: Grant or loan has been offered but the contract has not yet been signed or budget has not yet been approved by Council
 - Encumbered: Project contract has been signed and funds have been allocated to spend on the project

Water/Source Wells and Booster Stations

Study - Water Capital Facilities Plan

WAT-2016-17

Executive Summary

This analysis of the water system will determine where improvements are needed within the next 20 years as part of Link-Utilities and create a capital facilities plan. The bulk of the work and costs will occur in 2020 with the project wrapping up in 2021.

Project Justification

This project is necessary to plan the appropriate improvements needed to keep the water system functioning as necessary.

This project meets the following comprehensive plan goals and/or policies:

CFU 2.2 Concurrency Management System requires Capital Facility programs

Location

Other Location

City wide

Project Status

Active

This analysis work began in 2016.

External Factors

None known.

Maintenance

Maintenance of capital facilities, buildings and infrastructure has an impact on a Department’s operating budget, and thus routine maintenance costs for new and ongoing projects are identified in the table below.

	2021	2022	2023	2024	2025	2026	Total
Expected Annual Maintenance	\$0	\$0	\$0	\$0	\$0	\$0	\$0

Maintenance Comments

Water/Source Wells and Booster Stations

Study - Water Capital Facilities Plan

WAT-2016-17

Spending

Project Phase	Prior Spending	2020	Estimated Spending							Total
			2021	2022	2023	2024	2025	2026	6 Year Total	
Planning	\$231,390	\$225,000	\$50,000	\$0	\$0	\$0	\$0	\$0	\$50,000	\$506,390
Total	\$231,390	\$225,000	\$50,000	\$0	\$0	\$0	\$0	\$0	\$50,000	\$506,390

Funding

Funding Name	Source	Status*	Prior Funding	2020	Estimated Funding							Total
					2021	2022	2023	2024	2025	2026	6 Year Total	
Utility Rates-IC	Local	Funded	\$231,390	\$225,000	\$50,000	\$0	\$0	\$0	\$0	\$0	\$50,000	\$506,390
Total			\$231,390	\$225,000	\$50,000	\$0	\$0	\$0	\$0	\$0	\$50,000	\$506,390

*Status definitions

- Unidentified: Funding source has not yet been determined
- Identified: Funding source has been found, but not yet requested
- Applied: Grant or loan application has been submitted, or budget has been requested
- Awarded: Grant or loan has been offered but the contract has not yet been signed or budget has not yet been approved by Council
- Encumbered: Project contract has been signed and funds have been allocated to spend on the project

Water/Source Wells and Booster Stations

Study - Water System Vulnerability Assessment

WAT-2019-30

Executive Summary

Prepare a risk and resiliency report of the water system by March 31, 2020. Subsequently, an emergency response plan needs to be developed by August 2020. The study started in 2019 and will continue into 2021. Phillips 66 is providing funding towards assessment for the Yellowstone pipeline impacts

Project Justification

America's Water Infrastructure Act of 2018 requires water systems that serve more than 3,300 people to prepare vulnerability assessments of the risks and resilience of its system.

This project meets the following comprehensive plan goals and/or policies:

CFU 1.2 Operational Efficiency-project outcomes will both improve operational efficiency or reduce costs by increasing the capacity or life expectancy of existing wells. CFU

Location

Other Location

system wide

Project Status

Active

Study requirement has been announced.

External Factors

Maintenance

Maintenance of capital facilities, buildings and infrastructure has an impact on a Department's operating budget, and thus routine maintenance costs for new and ongoing projects are identified in the table below.

	2021	2022	2023	2024	2025	2026	Total
Expected Annual Maintenance	\$0	\$0	\$0	\$0	\$0	\$0	\$0

Maintenance Comments

Water/Source Wells and Booster Stations**Study - Water System Vulnerability Assessment**

WAT-2019-30

Spending

Project Phase	Prior Spending	2020	Estimated Spending							Total
			2021	2022	2023	2024	2025	2026	6 Year Total	
Planning	\$0	\$175,000	\$100,000	\$0	\$0	\$0	\$0	\$0	\$100,000	\$275,000
Total	\$0	\$175,000	\$100,000	\$0	\$0	\$0	\$0	\$0	\$100,000	\$275,000

Funding

Funding Name	Source	Status*	Prior Funding	2020	Estimated Funding							Total
					2021	2022	2023	2024	2025	2026	6 Year Total	
Grant-Phillips 66	Private	Funded	\$0	\$75,000	\$0	\$0	\$0	\$0	\$0	\$0	\$0	\$75,000
Utility Rates-IC	Local	Funded	\$0	\$100,000	\$100,000	\$0	\$0	\$0	\$0	\$0	\$100,000	\$200,000
Total			\$0	\$175,000	\$100,000	\$0	\$0	\$0	\$0	\$0	\$100,000	\$275,000

***Status definitions**

- Unidentified: Funding source has not yet been determined
- Identified: Funding source has been found, but not yet requested
- Applied: Grant or loan application has been submitted, or budget has been requested
- Awarded: Grant or loan has been offered but the contract has not yet been signed or budget has not yet been approved by Council
- Encumbered: Project contract has been signed and funds have been allocated to spend on the project

Water/Source Wells and Booster Stations**Upriver Header Replacement**

WAT-2013-168

Executive Summary

Steel Pipe Replacement at Well Electric Station.

Project Justification

Well Electric Station was constructed in 1925. It is one of the two largest water feeds to the City. The pipes directly outside the station are old steel pipes that are in need of replacement to insure system reliability and avoid unscheduled, potentially very long outages.

This project meets the following comprehensive plan goals and/or policies:

CFU 1.2 Operational efficiency; CFU 1.3 Maintenance; ED 6.5 Maintenance

Location

Other Location

2701 N. Waterworks Street near Upriver Dam. Located in the East Central portion of the City of Spokane.

Project Status

Active

The project has been identified.

External Factors

Council action is required to approve Enterprise Fund Rates in order to fully fund this project.

Maintenance

Maintenance of capital facilities, buildings and infrastructure has an impact on a Department's operating budget, and thus routine maintenance costs for new and ongoing projects are identified in the table below.

	2021	2022	2023	2024	2025	2026	Total
Expected Annual Maintenance	\$0	\$0	\$0	\$0	\$0	\$0	\$0

Maintenance Comments

Water/Source Wells and Booster Stations

Upriver Header Replacement

WAT-2013-168

Spending

Project Phase	Prior Spending	2020	Estimated Spending							Total
			2021	2022	2023	2024	2025	2026	6 Year Total	
Construction	\$0	\$0	\$0	\$0	\$1,850,000	\$0	\$0	\$0	\$1,850,000	\$1,850,000
Design	\$0	\$0	\$0	\$200,000	\$0	\$0	\$0	\$0	\$200,000	\$200,000
Total	\$0	\$0	\$0	\$200,000	\$1,850,000	\$0	\$0	\$0	\$2,050,000	\$2,050,000

Funding

Funding Name	Source	Status*	Prior Funding	2020	Estimated Funding							Total
					2021	2022	2023	2024	2025	2026	6 Year Total	
Utility Rates-IC	Local	Funded	\$0	\$0	\$0	\$200,000	\$1,850,000	\$0	\$0	\$0	\$2,050,000	\$2,050,000
Total			\$0	\$0	\$0	\$200,000	\$1,850,000	\$0	\$0	\$0	\$2,050,000	\$2,050,000

*Status definitions

- Unidentified: Funding source has not yet been determined
- Identified: Funding source has been found, but not yet requested
- Applied: Grant or loan application has been submitted, or budget has been requested
- Awarded: Grant or loan has been offered but the contract has not yet been signed or budget has not yet been approved by Council
- Encumbered: Project contract has been signed and funds have been allocated to spend on the project

Water/Source Wells and Booster Stations

Well Electric Well Station Update

WAT-2016-94

Executive Summary

The Well Evaluation Study determined that a new vertical well field on the Well Electric Well Station property will meet the objectives of improving the reliable capacity and augmenting yields. This project funds the investigation needed to construct a new well station.

Project Justification

The deep sand layer discovered beneath the Well Electric Well Station creates an opportunity to install deeper wells in the aquifer to minimize the likelihood of inducing nearby river water, especially during periods of high river flow and increase capacity. Because only one bore hole was drilled, a second bore hole needs to be drilled and tested to confirm the capability of the a new well field.

This project meets the following comprehensive plan goals and/or policies:

CFU 1.2 Operational Efficiency. This project will improve the operational efficiency by reducing required maintenance.
CFU 1.3 Maintenance. This project will rehabilitate an existing capital facility.

Location

Other Location

Well Electric Well Station

Project Status

Active

The well station evaluation has been completed. The final report is underway.

External Factors

Maintenance

Maintenance of capital facilities, buildings and infrastructure has an impact on a Department's operating budget, and thus routine maintenance costs for new and ongoing projects are identified in the table below.

	2021	2022	2023	2024	2025	2026	Total
Expected Annual Maintenance	\$0	\$0	\$0	\$0	\$0	\$0	\$0

Maintenance Comments

Water/Source Wells and Booster Stations

Well Electric Well Station Update

WAT-2016-94

Spending

Project Phase	Prior Spending	2020	Estimated Spending							Total
			2021	2022	2023	2024	2025	2026	6 Year Total	
Construction	\$0	\$0	\$0	\$0	\$0	\$7,000,000	\$6,000,000	\$0	\$13,000,000	\$13,000,000
Design	\$0	\$0	\$0	\$1,250,000	\$1,250,000	\$0	\$0	\$0	\$2,500,000	\$2,500,000
Planning	\$0	\$0	\$500,000	\$0	\$0	\$0	\$0	\$0	\$500,000	\$500,000
Total	\$0	\$0	\$500,000	\$1,250,000	\$1,250,000	\$7,000,000	\$6,000,000	\$0	\$16,000,000	\$16,000,000

Funding

Funding Name	Source	Status*	Prior Funding	2020	Estimated Funding							Total
					2021	2022	2023	2024	2025	2026	6 Year Total	
Utility Rates-IC	Local	Funded	\$0	\$0	\$500,000	\$1,250,000	\$1,250,000	\$7,000,000	\$6,000,000	\$0	\$16,000,000	\$16,000,000
Total			\$0	\$0	\$500,000	\$1,250,000	\$1,250,000	\$7,000,000	\$6,000,000	\$0	\$16,000,000	\$16,000,000

- *Status definitions
- Unidentified: Funding source has not yet been determined
 - Identified: Funding source has been found, but not yet requested
 - Applied: Grant or loan application has been submitted, or budget has been requested
 - Awarded: Grant or loan has been offered but the contract has not yet been signed or budget has not yet been approved by Council
 - Encumbered: Project contract has been signed and funds have been allocated to spend on the project

Water/Storage Systems

Fire Suppression System Upgrades

WAT-2020-35

Executive Summary

This project will identify and construct fire suppression upgrades throughout the City. These upgrades may include storage system improvements, booster pump/station improvements and transmission main improvements needed to bring existing fire suppression storage deficiencies up to standard.

Project Justification

This project is necessary for public safety.

This project meets the following comprehensive plan goals and/or policies:

CFU 1.1 Level of Service; CFU 1.2 Operational Efficiency

Location

Other Location

Projects will occur throughout the City as deficiencies are identified in the system.

Project Status

Active

Design will begin in 2022 and constructed improvements will occur in 2023-2026.

External Factors

Maintenance

Maintenance of capital facilities, buildings and infrastructure has an impact on a Department’s operating budget, and thus routine maintenance costs for new and ongoing projects are identified in the table below.

	2021	2022	2023	2024	2025	2026	Total
Expected Annual Maintenance	\$0	\$0	\$0	\$0	\$0	\$0	\$0

Maintenance Comments

Water/Storage Systems

Fire Suppression System Upgrades

WAT-2020-35

Spending

Project Phase	Prior Spending	2020	Estimated Spending							Total
			2021	2022	2023	2024	2025	2026	6 Year Total	
Construction	\$0	\$0	\$0	\$0	\$5,000,000	\$5,000,000	\$5,000,000	\$5,000,000	\$20,000,000	\$20,000,000
Design	\$0	\$0	\$0	\$270,000	\$0	\$0	\$0	\$0	\$270,000	\$270,000
Total	\$0	\$0	\$0	\$270,000	\$5,000,000	\$5,000,000	\$5,000,000	\$5,000,000	\$20,270,000	\$20,270,000

Funding

Funding Name	Source	Status*	Prior Funding	2020	Estimated Funding							Total
					2021	2022	2023	2024	2025	2026	6 Year Total	
Utility Rates-IC	Local	Funded	\$0	\$0	\$0	\$270,000	\$5,000,000	\$5,000,000	\$5,000,000	\$5,000,000	\$20,270,000	\$20,270,000
Total			\$0	\$0	\$0	\$270,000	\$5,000,000	\$5,000,000	\$5,000,000	\$5,000,000	\$20,270,000	\$20,270,000

*Status definitions

- Unidentified: Funding source has not yet been determined
- Identified: Funding source has been found, but not yet requested
- Applied: Grant or loan application has been submitted, or budget has been requested
- Awarded: Grant or loan has been offered but the contract has not yet been signed or budget has not yet been approved by Council
- Encumbered: Project contract has been signed and funds have been allocated to spend on the project

Water/Storage Systems

High System Tank

WAT-2013-173

Executive Summary

This project will construct a 1.9 MG reservoir to increase the amount of storage in the High Pressure Zone and improve operational reliability in the summer months.

Project Justification

The High Pressure Zone currently has insufficient water storage for operational purposes. During summer months, the pump stations serving this pressure zone operate in excess of the firm capacity allowed to meet demands. This project would allow this system meet state requirements for storage and pumping. Cost savings may be possible with natural surface access road rather than pavement and with a shorter connection pipeline. Rock excavation will be required for the pipeline regardless of route selected.

This project meets the following comprehensive plan goals and/or policies:

CFU 1.1 Level of Service; CFU 1.2 Operational Efficiency

Location

Other Location

31st Ave and Napa St

Project Status

Active

Property has been acquired. Preliminary design report has been completed. Project charter has been completed.

External Factors

Maintenance

Maintenance of capital facilities, buildings and infrastructure has an impact on a Department's operating budget, and thus routine maintenance costs for new and ongoing projects are identified in the table below.

	2021	2022	2023	2024	2025	2026	Total
Expected Annual Maintenance	\$0	\$0	\$0	\$0	\$0	\$0	\$0

Maintenance Comments

Water/Storage Systems

High System Tank

WAT-2013-173

Spending

Project Phase	Prior Spending	2020	Estimated Spending							Total
			2021	2022	2023	2024	2025	2026	6 Year Total	
Construction	\$0	\$1,000,000	\$4,600,000	\$900,000	\$0	\$0	\$0	\$0	\$5,500,000	\$6,500,000
Design	\$180,011	\$500,000	\$0	\$0	\$0	\$0	\$0	\$0	\$0	\$680,011
Land purchase	\$250,000	\$0	\$0	\$0	\$0	\$0	\$0	\$0	\$0	\$250,000
Total	\$430,011	\$1,500,000	\$4,600,000	\$900,000	\$0	\$0	\$0	\$0	\$5,500,000	\$7,430,011

Funding

Funding Name	Source	Status*	Prior Funding	2020	Estimated Funding							Total
					2021	2022	2023	2024	2025	2026	6 Year Total	
Utility Rates-IC	Local	Funded	\$430,011	\$1,500,000	\$4,600,000	\$900,000	\$0	\$0	\$0	\$0	\$5,500,000	\$7,430,011
Total			\$430,011	\$1,500,000	\$4,600,000	\$900,000	\$0	\$0	\$0	\$0	\$5,500,000	\$7,430,011

*Status definitions

- Unidentified: Funding source has not yet been determined
- Identified: Funding source has been found, but not yet requested
- Applied: Grant or loan application has been submitted, or budget has been requested
- Awarded: Grant or loan has been offered but the contract has not yet been signed or budget has not yet been approved by Council
- Encumbered: Project contract has been signed and funds have been allocated to spend on the project

Water/Storage Systems

Indian Trail Reservoir Frontage Improvements

WAT-2020-51

Executive Summary

The project includes frontage improvements on Strong Road at the Indian Trail Reservoir site. These improvements will include paving, sidewalk, curb and landscaping (1/2 width). Extension of transmission mains in Strong and Tessa Ct are also included as well as a culvert in Tessa Ct.

Project Justification

The project is necessary as part of the developer agreement.

This project meets the following comprehensive plan goals and/or policies:

CFU 3.2 Coordination of Utility Installations CFU 5.3 Stormwater

Location

Other Location

Strong Road and Tessa Ct.

Project Status

Active

Project will begin design in 2022.

External Factors

Coordination with development work.

Maintenance

Maintenance of capital facilities, buildings and infrastructure has an impact on a Department's operating budget, and thus routine maintenance costs for new and ongoing projects are identified in the table below.

	2021	2022	2023	2024	2025	2026	Total
Expected Annual Maintenance	\$0	\$0	\$0	\$0	\$0	\$0	\$0

Maintenance Comments

Water/Storage Systems

Indian Trail Reservoir Frontage Improvements

WAT-2020-51

Spending

Project Phase	Prior Spending	2020	Estimated Spending							Total
			2021	2022	2023	2024	2025	2026	6 Year Total	
Construction	\$0	\$0	\$0	\$0	\$440,000	\$0	\$0	\$0	\$440,000	\$440,000
Design	\$0	\$0	\$0	\$44,000	\$0	\$0	\$0	\$0	\$44,000	\$44,000
Total	\$0	\$0	\$0	\$44,000	\$440,000	\$0	\$0	\$0	\$484,000	\$484,000

Funding

Funding Name	Source	Status*	Prior Funding	2020	Estimated Funding							Total
					2021	2022	2023	2024	2025	2026	6 Year Total	
Utility Rates-IC	Local	Funded	\$0	\$0	\$0	\$44,000	\$440,000	\$0	\$0	\$0	\$484,000	\$484,000
Total			\$0	\$0	\$0	\$44,000	\$440,000	\$0	\$0	\$0	\$484,000	\$484,000

*Status definitions

- Unidentified: Funding source has not yet been determined
- Identified: Funding source has been found, but not yet requested
- Applied: Grant or loan application has been submitted, or budget has been requested
- Awarded: Grant or loan has been offered but the contract has not yet been signed or budget has not yet been approved by Council
- Encumbered: Project contract has been signed and funds have been allocated to spend on the project

Water/Storage Systems

SIA System Additional Reservoir

WAT-2013-167

Executive Summary

This project will construct an additional 3.6 MG in storage for the SIA Pressure Zone. A site has been identified on airport property that will not require property purchase; however, if another site selected, purchase may be required.

Project Justification

The two existing reservoirs in the SIA system are not of adequate capacity to fully serve existing demand in the pressure zone. The older existing tank is in poor condition and requires replacement. The new reservoir will both provide adequate storage for existing demands and for future growth around the airport.

This project meets the following comprehensive plan goals and/or policies:

CFU 1.2 Operational Efficiency for the Plains Pressure Zone; CFU 2.1 Available Public Facilities to provide adequate service today and meet potential industrial growth.

Location

Other Location

Near Spokane International Airport.

Project Status

Active

Preliminary estimate complete; planning efforts are underway.

External Factors

FAA permitting.

Maintenance

Maintenance of capital facilities, buildings and infrastructure has an impact on a Department's operating budget, and thus routine maintenance costs for new and ongoing projects are identified in the table below.

	2021	2022	2023	2024	2025	2026	Total
Expected Annual Maintenance	\$0	\$0	\$0	\$0	\$0	\$0	\$0

Maintenance Comments

Water/Storage Systems

SIA System Additional Reservoir

WAT-2013-167

Spending

Project Phase	Prior Spending	2020	Estimated Spending							Total
			2021	2022	2023	2024	2025	2026	6 Year Total	
Construction	\$0	\$0	\$2,700,000	\$5,500,000	\$2,100,000	\$1,000,000	\$0	\$0	\$11,300,000	\$11,300,000
Design	\$111,727	\$20,000	\$0	\$0	\$0	\$0	\$0	\$0	\$0	\$131,727
Planning	\$0	\$0	\$0	\$0	\$0	\$0	\$0	\$0	\$0	\$0
Total	\$111,727	\$20,000	\$2,700,000	\$5,500,000	\$2,100,000	\$1,000,000	\$0	\$0	\$11,300,000	\$11,431,727

Funding

Funding Name	Source	Status*	Prior Funding	2020	Estimated Funding							Total
					2021	2022	2023	2024	2025	2026	6 Year Total	
Loan-DWSRF	Federal	Funded	\$0	\$0	\$2,700,000	\$300,000	\$0	\$0	\$0	\$0	\$3,000,000	\$3,000,000
Loan-PWTF	State	Funded	\$0	\$0	\$0	\$5,200,000	\$2,100,000	\$700,000	\$0	\$0	\$8,000,000	\$8,000,000
Utility Rates-IC	Local	Funded	\$111,727	\$20,000	\$0	\$0	\$0	\$300,000	\$0	\$0	\$300,000	\$431,727
Total			\$111,727	\$20,000	\$2,700,000	\$5,500,000	\$2,100,000	\$1,000,000	\$0	\$0	\$11,300,000	\$11,431,727

*Status definitions

- Unidentified: Funding source has not yet been determined
- Identified: Funding source has been found, but not yet requested
- Applied: Grant or loan application has been submitted, or budget has been requested
- Awarded: Grant or loan has been offered but the contract has not yet been signed or budget has not yet been approved by Council
- Encumbered: Project contract has been signed and funds have been allocated to spend on the project

Water/Storage Systems

Thorpe Road Reservoir No. 2

WAT-2012-184

Executive Summary

This project will construct a 5.0 million gallon second reservoir next to the existing one on Thorpe Road.

Project Justification

The storage analysis for the Capital Facility Plan for Water (20 year plan) has determined additional storage is needed for the Low Pressure Zone. The existing reservoir serves the Low Pressure Zone and the new reservoir will provide redundancy and additional capacity for growth in the Spokane International Airport (SIA) and Plains pressure zones on the West Plains. Project costs have been estimated on a per gallon basis. Cost will be refined during the planning phase.

This project meets the following comprehensive plan goals and/or policies:

CFU 1.2 Operational Efficiency. This project will improve the operational efficiency by reducing required maintenance.
CFU 2.1 Available Public Facilities. Construction of this project will provide adequate infrastructure at the time of development.

Location

Other Location

Adjacent to the existing Thorpe road reservoir located West of Spokane near Thorpe Road, south of Interstate 90.

Project Status

Active

Preliminary estimate is complete; no additional property is needed.

External Factors

Maintenance

Maintenance of capital facilities, buildings and infrastructure has an impact on a Department's operating budget, and thus routine maintenance costs for new and ongoing projects are identified in the table below.

	2021	2022	2023	2024	2025	2026	Total
Expected Annual Maintenance	\$0	\$0	\$0	\$0	\$0	\$0	\$0

Maintenance Comments

Water/Storage Systems

Thorpe Road Reservoir No. 2

WAT-2012-184

Spending

Project Phase	Prior Spending	2020	Estimated Spending							Total
			2021	2022	2023	2024	2025	2026	6 Year Total	
Construction	\$0	\$0	\$0	\$0	\$0	\$5,000,000	\$4,000,000	\$0	\$9,000,000	\$9,000,000
Design	\$0	\$0	\$0	\$0	\$500,000	\$0	\$0	\$0	\$500,000	\$500,000
Planning	\$0	\$0	\$0	\$20,000	\$0	\$0	\$0	\$0	\$20,000	\$20,000
Total	\$0	\$0	\$0	\$20,000	\$500,000	\$5,000,000	\$4,000,000	\$0	\$9,520,000	\$9,520,000

Funding

Funding Name	Source	Status*	Prior Funding	2020	Estimated Funding							Total
					2021	2022	2023	2024	2025	2026	6 Year Total	
Utility Rates-IC	Local	Funded	\$0	\$0	\$0	\$20,000	\$500,000	\$5,000,000	\$4,000,000	\$0	\$9,520,000	\$9,520,000
Total			\$0	\$0	\$0	\$20,000	\$500,000	\$5,000,000	\$4,000,000	\$0	\$9,520,000	\$9,520,000

- *Status definitions
- Unidentified: Funding source has not yet been determined
 - Identified: Funding source has been found, but not yet requested
 - Applied: Grant or loan application has been submitted, or budget has been requested
 - Awarded: Grant or loan has been offered but the contract has not yet been signed or budget has not yet been approved by Council
 - Encumbered: Project contract has been signed and funds have been allocated to spend on the project

Water/Vehicles and Equipment

Backhoe

WAT-2018-121

Executive Summary

Replace Existing Backhoe.

Project Justification

The current aging backhoe is past its useful life. The existing condition of the backhoe is to the point where repair and maintenance costs are greater than justifiable and the reliability of the equipment used in daily operations is becoming questionable.

This project meets the following comprehensive plan goals and/or policies:

CFU 1.3 Maintenance

CFU 6.5 Infrastructure Maintenance

Location

Other Location

914 E. North Foothills Dr.

Project Status

Active

Purchase 2022

External Factors

Council Action to approve expenditure of funds.

Maintenance

Maintenance of capital facilities, buildings and infrastructure has an impact on a Department's operating budget, and thus routine maintenance costs for new and ongoing projects are identified in the table below.

	2021	2022	2023	2024	2025	2026	Total
Expected Annual Maintenance	\$0	\$0	\$0	\$0	\$0	\$0	\$0

Maintenance Comments

Water/Vehicles and Equipment

Backhoe

WAT-2018-121

Spending

Project Phase	Prior Spending	2020	Estimated Spending							Total
			2021	2022	2023	2024	2025	2026	6 Year Total	
Purchases	\$0	\$0	\$0	\$350,000	\$0	\$0	\$0	\$0	\$350,000	\$350,000
Total	\$0	\$0	\$0	\$350,000	\$0	\$0	\$0	\$0	\$350,000	\$350,000

Funding

Funding Name	Source	Status*	Prior Funding	2020	Estimated Funding							Total
					2021	2022	2023	2024	2025	2026	6 Year Total	
Utility Rates - Water Ops	Identified	Funded	\$0	\$0	\$0	\$350,000	\$0	\$0	\$0	\$0	\$350,000	\$350,000
Total			\$0	\$0	\$0	\$350,000	\$0	\$0	\$0	\$0	\$350,000	\$350,000

*Status definitions

- Unidentified: Funding source has not yet been determined
- Identified: Funding source has been found, but not yet requested
- Applied: Grant or loan application has been submitted, or budget has been requested
- Awarded: Grant or loan has been offered but the contract has not yet been signed or budget has not yet been approved by Council
- Encumbered: Project contract has been signed and funds have been allocated to spend on the project

Water/Vehicles and Equipment

Dump Truck

WAT-2017-92

Executive Summary

Replacement of 6 wheel dump truck

Project Justification

Current dump truck is past its useful life and unsuited for the current use. The existing dump truck condition is to the point where repair and maintenance costs are greater than justifiable and its replacement is required for operation safety in towing and operation.

This project meets the following comprehensive plan goals and/or policies:

CFU 1.3 Maintenance

CFU 6.5 Infrastructure Maintenance

Location

Other Location

914 E N Foothills Dr.

Project Status

Active

Purchase 2021

External Factors

Council action to approve expenditure of funds.

Maintenance

Maintenance of capital facilities, buildings and infrastructure has an impact on a Department's operating budget, and thus routine maintenance costs for new and ongoing projects are identified in the table below.

	2021	2022	2023	2024	2025	2026	Total
Expected Annual Maintenance	\$0	\$0	\$0	\$0	\$0	\$0	\$0

Maintenance Comments

Water/Vehicles and Equipment

Dump Truck

WAT-2017-92

Spending

Project Phase	Prior Spending	2020	Estimated Spending							Total
			2021	2022	2023	2024	2025	2026	6 Year Total	
Purchases	\$0	\$0	\$275,000	\$0	\$0	\$0	\$0	\$0	\$275,000	\$275,000
Total	\$0	\$0	\$275,000	\$0	\$0	\$0	\$0	\$0	\$275,000	\$275,000

Funding

Funding Name	Source	Status*	Prior Funding	2020	Estimated Funding							Total
					2021	2022	2023	2024	2025	2026	6 Year Total	
Utility Rates - Water Ops	Identified	Funded	\$0	\$0	\$275,000	\$0	\$0	\$0	\$0	\$0	\$275,000	\$275,000
Total			\$0	\$0	\$275,000	\$0	\$0	\$0	\$0	\$0	\$275,000	\$275,000

*Status definitions

- Unidentified: Funding source has not yet been determined
- Identified: Funding source has been found, but not yet requested
- Applied: Grant or loan application has been submitted, or budget has been requested
- Awarded: Grant or loan has been offered but the contract has not yet been signed or budget has not yet been approved by Council
- Encumbered: Project contract has been signed and funds have been allocated to spend on the project

Water/Vehicles and Equipment
Loader
WAT-2018-122

Executive Summary
Replace existing Loader.

Project Justification
The current aging loader is past its useful life. The existing condition of the loader is to the point where repair and maintenance costs are greater that justifiable and the reliability of the equipment is daily operations is questionable.
This project meets the following comprehensive plan goals and/or policies:
CFU 1.2 Maintenance
CFU 6.5 Infrastructure Maintenance

Location
Other Location
914 E. North Foothills Dr.

Project Status
Active
Purchase 2022

External Factors
Council action for the expenditure of funds.

Maintenance
Maintenance of capital facilities, buildings and infrastructure has an impact on a Department’s operating budget, and thus routine maintenance costs for new and ongoing projects are identified in the table below.

	2021	2022	2023	2024	2025	2026	Total
Expected Annual Maintenance	\$0	\$0	\$0	\$0	\$0	\$0	\$0

Maintenance Comments

Water/Vehicles and Equipment

Loader

WAT-2018-122

Spending

Project Phase	Prior Spending	2020	Estimated Spending							Total
			2021	2022	2023	2024	2025	2026	6 Year Total	
Purchases	\$0	\$0	\$0	\$400,000	\$0	\$0	\$0	\$0	\$400,000	\$400,000
Total	\$0	\$0	\$0	\$400,000	\$0	\$0	\$0	\$0	\$400,000	\$400,000

Funding

Funding Name	Source	Status*	Prior Funding	2020	Estimated Funding							Total
					2021	2022	2023	2024	2025	2026	6 Year Total	
Utility Rates - Water Ops	Identified	Funded	\$0	\$0	\$0	\$400,000	\$0	\$0	\$0	\$0	\$400,000	\$400,000
Total			\$0	\$0	\$0	\$400,000	\$0	\$0	\$0	\$0	\$400,000	\$400,000

*Status definitions

- Unidentified: Funding source has not yet been determined
- Identified: Funding source has been found, but not yet requested
- Applied: Grant or loan application has been submitted, or budget has been requested
- Awarded: Grant or loan has been offered but the contract has not yet been signed or budget has not yet been approved by Council
- Encumbered: Project contract has been signed and funds have been allocated to spend on the project

Water/Vehicles and Equipment
Service Truck Replacement
WAT-2018-47

Executive Summary

Replacement of 10 Service Trucks.

Project Justification

The current aging service truck fleet are past its useful life. The existing condition of the service trucks are to the point where repair and maintenance costs are greater that justifiable and the replacement is required for operational safety. The phased approach to the replacement over 5 years is to even the capital replacement costs over a period of time.

This project meets the following comprehensive plan goals and/or policies:

CFU 1.3 Maintenance
CFU 6.5 Infrastructure Maintenance

Location

Other Location
914 E North Foothills Dr.

Project Status

Active
Phased replacement purchasing of 10 service trucks. Purchase 4 in 2019, 3 in 2020 and 3 in 2021.

External Factors

Council action to approve expenditure of funds.

Maintenance

Maintenance of capital facilities, buildings and infrastructure has an impact on a Department's operating budget, and thus routine maintenance costs for new and ongoing projects are identified in the table below.

	2021	2022	2023	2024	2025	2026	Total
Expected Annual Maintenance	\$0	\$0	\$0	\$0	\$0	\$0	\$0

Maintenance Comments

Water/Vehicles and Equipment
Service Truck Replacement
WAT-2018-47

Spending

Project Phase	Prior Spending	2020	Estimated Spending							Total
			2021	2022	2023	2024	2025	2026	6 Year Total	
Purchases	\$0	\$800,000	\$800,000	\$0	\$0	\$0	\$0	\$0	\$800,000	\$1,600,000
Total	\$0	\$800,000	\$800,000	\$0	\$0	\$0	\$0	\$0	\$800,000	\$1,600,000

Funding

Funding Name	Source	Status*	Prior Funding	2020	Estimated Funding							Total
					2021	2022	2023	2024	2025	2026	6 Year Total	
Utility Rates - Water Ops	Identified	Funded	\$0	\$800,000	\$800,000	\$0	\$0	\$0	\$0	\$0	\$800,000	\$1,600,000
Total			\$0	\$800,000	\$800,000	\$0	\$0	\$0	\$0	\$0	\$800,000	\$1,600,000

*Status definitions

- Unidentified: Funding source has not yet been determined
- Identified: Funding source has been found, but not yet requested
- Applied: Grant or loan application has been submitted, or budget has been requested
- Awarded: Grant or loan has been offered but the contract has not yet been signed or budget has not yet been approved by Council
- Encumbered: Project contract has been signed and funds have been allocated to spend on the project

Water/Vehicles and Equipment

Upriver Vehicles and Equipment

WAT-2020-53

Executive Summary

Replacement of Operator Trapline Vehicle and water quality sampling vehicle 2021. Replacement of 2 Mechanics work trucks 2022. Replacement of Chlorine Truck, Water Quality Coordinator Vehicle, Superintendent vehicle 2023.

Project Justification

Replacement of aging fleet vehicles for reliability and safety. Current vehicles are reaching the end of useful life and are showing increased maintenance costs.

This project meets the following comprehensive plan goals and/or policies:

CFU 1.3 Maintenance

Location

Other Location

Upriver Dam

Project Status

Active

Purchase vehicle replacement 2021, 2022, and 2023

External Factors

Council Approval of expenditure of funds for vehicle replacement.

Maintenance

Maintenance of capital facilities, buildings and infrastructure has an impact on a Department’s operating budget, and thus routine maintenance costs for new and ongoing projects are identified in the table below.

	2021	2022	2023	2024	2025	2026	Total
Expected Annual Maintenance	\$0	\$0	\$0	\$0	\$0	\$0	\$0

Maintenance Comments

Water/Vehicles and Equipment

Upriver Vehicles and Equipment

WAT-2020-53

Spending

Project Phase	Prior Spending	2020	Estimated Spending							Total
			2021	2022	2023	2024	2025	2026	6 Year Total	
Purchases	\$0	\$0	\$160,000	\$200,000	\$260,000	\$0	\$0	\$0	\$620,000	\$620,000
Total	\$0	\$0	\$160,000	\$200,000	\$260,000	\$0	\$0	\$0	\$620,000	\$620,000

Funding

Funding Name	Source	Status*	Prior Funding	2020	Estimated Funding							Total
					2021	2022	2023	2024	2025	2026	6 Year Total	
Utility Rates - Water Ops	Identified	Funded	\$0	\$0	\$160,000	\$200,000	\$260,000	\$0	\$0	\$0	\$620,000	\$620,000
Total			\$0	\$0	\$160,000	\$200,000	\$260,000	\$0	\$0	\$0	\$620,000	\$620,000

*Status definitions

- Unidentified: Funding source has not yet been determined
- Identified: Funding source has been found, but not yet requested
- Applied: Grant or loan application has been submitted, or budget has been requested
- Awarded: Grant or loan has been offered but the contract has not yet been signed or budget has not yet been approved by Council
- Encumbered: Project contract has been signed and funds have been allocated to spend on the project

Water/Water Mains

12th Avenue - Deer Heights to Flint

WAT-2020-37

Executive Summary

As part of the new street construction, this portion of the project will include installation of an 18-inch water main to serve the proposed developed area north of 12th Ave.

Project Justification

The project is necessary to serve future development north of 12th Ave with the retail service area.

This project meets the following comprehensive plan goals and/or policies:

CFU 3.2 - Coordination of utility installations. This project will be constructed with a street project to reduce disruption and protect the infrastructure investment.

Location

Other Location

12th Avenue between Deer Heights and Flint Road

Project Status

Active

The project is in the planning stages.

External Factors

Development along 12th Avenue could affect timing of the project.

Maintenance

Maintenance of capital facilities, buildings and infrastructure has an impact on a Department's operating budget, and thus routine maintenance costs for new and ongoing projects are identified in the table below.

	2021	2022	2023	2024	2025	2026	Total
Expected Annual Maintenance	\$0	\$0	\$0	\$0	\$0	\$0	\$0

Maintenance Comments

Water/Water Mains

12th Avenue - Deer Heights to Flint

WAT-2020-37

Spending

Project Phase	Prior Spending	2020	Estimated Spending							Total
			2021	2022	2023	2024	2025	2026	6 Year Total	
Construction	\$0	\$0	\$0	\$0	\$0	\$125,000	\$0	\$0	\$125,000	\$125,000
Design	\$0	\$0	\$0	\$0	\$15,000	\$0	\$0	\$0	\$15,000	\$15,000
Total	\$0	\$0	\$0	\$0	\$15,000	\$125,000	\$0	\$0	\$140,000	\$140,000

Funding

Funding Name	Source	Status*	Prior Funding	2020	Estimated Funding							Total
					2021	2022	2023	2024	2025	2026	6 Year Total	
Private	Unidentified	Unfunded	\$0	\$0	\$0	\$0	\$15,000	\$125,000	\$0	\$0	\$140,000	\$140,000
Total			\$0	\$0	\$0	\$0	\$15,000	\$125,000	\$0	\$0	\$140,000	\$140,000

- *Status definitions
- Unidentified: Funding source has not yet been determined
 - Identified: Funding source has been found, but not yet requested
 - Applied: Grant or loan application has been submitted, or budget has been requested
 - Awarded: Grant or loan has been offered but the contract has not yet been signed or budget has not yet been approved by Council
 - Encumbered: Project contract has been signed and funds have been allocated to spend on the project

Water/Water Mains

1st Avenue, Maple to Monroe, Distribution Main Replacement

WAT-2017-117

Executive Summary

The project replaces cast iron distribution main constructed in the early 1900s with the street construction. Existing pipe sizes range from 10-inch to 12-inch. All pipe will be replaced with 12-inch pipe. Construction will occur in 2028, costs will show up in that year.

Project Justification

The existing cast iron pipe will not likely survive the construction of the street project. Funding shown for this project is for design only.

This project meets the following comprehensive plan goals and/or policies:

CFU 3.2 – Coordination of utility installations. This project will be constructed with a street project to reduce disruption and protect the infrastructure investment.

Location

Other Location

1st Avenue from Maple to Monroe

Project Status

Active

Scoping to begin in 2025; Design in 2027; Construction in 2028. Candidate for Alternative Delivery.

External Factors

Construction of the street project.

Maintenance

Maintenance of capital facilities, buildings and infrastructure has an impact on a Department's operating budget, and thus routine maintenance costs for new and ongoing projects are identified in the table below.

	2021	2022	2023	2024	2025	2026	Total
Expected Annual Maintenance	\$0	\$0	\$0	\$0	\$0	\$0	\$0

Maintenance Comments

Water/Water Mains
1st Avenue, Maple to Monroe, Distribution Main Replacement
WAT-2017-117

Spending

Project Phase	Prior Spending	2020	Estimated Spending							Total
			2021	2022	2023	2024	2025	2026	6 Year Total	
Construction	\$0	\$0	\$0	\$0	\$0	\$0	\$0	\$0	\$0	\$0
Design	\$0	\$0	\$0	\$0	\$0	\$0	\$0	\$0	\$0	\$0
Planning	\$0	\$0	\$0	\$0	\$0	\$0	\$5,000	\$0	\$5,000	\$5,000
Total	\$0	\$0	\$0	\$0	\$0	\$0	\$5,000	\$0	\$5,000	\$5,000

Funding

Funding Name	Source	Status*	Prior Funding	2020	Estimated Funding							Total
					2021	2022	2023	2024	2025	2026	6 Year Total	
Utility Rates-IC	Local	Funded	\$0	\$0	\$0	\$0	\$0	\$0	\$5,000	\$0	\$5,000	\$5,000
Total			\$0	\$0	\$0	\$0	\$0	\$0	\$5,000	\$0	\$5,000	\$5,000

- *Status definitions
- Unidentified: Funding source has not yet been determined
 - Identified: Funding source has been found, but not yet requested
 - Applied: Grant or loan application has been submitted, or budget has been requested
 - Awarded: Grant or loan has been offered but the contract has not yet been signed or budget has not yet been approved by Council
 - Encumbered: Project contract has been signed and funds have been allocated to spend on the project

Water/Water Mains
1st Avenue, Monroe to Wall, Distribution Main Replacement
WAT-2016-53

Executive Summary

The project replaces cast iron distribution main constructed in the early 1900s with the street project. Existing pipe sizes range from 10-inch to 12-inch. All pipe will be replaced with 12-inch pipe. Construction will occur in 2028, costs will show up in that year.

Project Justification

The existing cast iron pipe will not likely survive the construction of the street project.

This project meets the following comprehensive plan goals and/or policies:

CFU 3.2 – Coordination of utility installations. This project will be constructed with a street project to reduce disruption and protect the infrastructure investment.

Location

Other Location
1st Avenue from Monroe to Wall

Project Status

Active
The project scoping will began in 2025; design in 2028; and construction in 2029. Project is candidate for Alternative Delivery.

External Factors

Construction of the street project.

Maintenance

Maintenance of capital facilities, buildings and infrastructure has an impact on a Department’s operating budget, and thus routine maintenance costs for new and ongoing projects are identified in the table below.

	2021	2022	2023	2024	2025	2026	Total
Expected Annual Maintenance	\$0	\$0	\$0	\$0	\$0	\$0	\$0

Maintenance Comments

Water/Water Mains
1st Avenue, Monroe to Wall, Distribution Main Replacement
WAT-2016-53

Spending

Project Phase	Prior Spending	2020	Estimated Spending							Total
			2021	2022	2023	2024	2025	2026	6 Year Total	
Construction	\$0	\$0	\$0	\$0	\$0	\$0	\$0	\$0	\$0	\$0
Design	\$0	\$0	\$0	\$0	\$0	\$0	\$0	\$0	\$0	\$0
Planning	\$0	\$0	\$0	\$0	\$0	\$0	\$5,000	\$0	\$5,000	\$5,000
Total	\$0	\$0	\$0	\$0	\$0	\$0	\$5,000	\$0	\$5,000	\$5,000

Funding

Funding Name	Source	Status*	Prior Funding	2020	Estimated Funding							Total
					2021	2022	2023	2024	2025	2026	6 Year Total	
Utility Rates-IC	Local	Funded	\$0	\$0	\$0	\$0	\$0	\$0	\$5,000	\$0	\$5,000	\$5,000
Total			\$0	\$0	\$0	\$0	\$0	\$0	\$5,000	\$0	\$5,000	\$5,000

- *Status definitions
- Unidentified: Funding source has not yet been determined
 - Identified: Funding source has been found, but not yet requested
 - Applied: Grant or loan application has been submitted, or budget has been requested
 - Awarded: Grant or loan has been offered but the contract has not yet been signed or budget has not yet been approved by Council
 - Encumbered: Project contract has been signed and funds have been allocated to spend on the project

Water/Water Mains
1st Avenue, Wall to Bernard, Distribution Main Replacement
WAT-2017-118

Executive Summary

The project replaces cast iron distribution main constructed in early 1900s along with the street project. Existing pipe sizes range from 10-inch to 12-inch. All pipe will be replaced with 12-inch pipe. Construction will occur in 2030, costs will show up in that year.

Project Justification

The existing cast iron pipe will not likely survive the construction of the street project.

This project meets the following comprehensive plan goals and/or policies:

CFU 3.2 – Coordination of utility installations. This project will be constructed with a street project to reduce disruption and protect the infrastructure investment.

Location

Other Location
1st Avenue from Maple to Monroe

Project Status

Active
Scoping will begin in 2025. Design is scheduled for 2029 with construction to follow in 2030. Project is candidate for Alternative Delivery.

External Factors

Construction of the street project.

Maintenance

Maintenance of capital facilities, buildings and infrastructure has an impact on a Department’s operating budget, and thus routine maintenance costs for new and ongoing projects are identified in the table below.

	2021	2022	2023	2024	2025	2026	Total
Expected Annual Maintenance	\$0	\$0	\$0	\$0	\$0	\$0	\$0

Maintenance Comments

Water/Water Mains
1st Avenue, Wall to Bernard, Distribution Main Replacement
WAT-2017-118

Spending

Project Phase	Prior Spending	2020	Estimated Spending							Total
			2021	2022	2023	2024	2025	2026	6 Year Total	
Construction	\$0	\$0	\$0	\$0	\$0	\$0	\$0	\$0	\$0	\$0
Design	\$0	\$0	\$0	\$0	\$0	\$0	\$0	\$0	\$0	\$0
Planning	\$0	\$0	\$0	\$0	\$0	\$0	\$5,000	\$0	\$5,000	\$5,000
Total	\$0	\$0	\$0	\$0	\$0	\$0	\$5,000	\$0	\$5,000	\$5,000

Funding

Funding Name	Source	Status*	Prior Funding	2020	Estimated Funding							Total
					2021	2022	2023	2024	2025	2026	6 Year Total	
Utility Rates-IC	Local	Funded	\$0	\$0	\$0	\$0	\$0	\$0	\$5,000	\$0	\$5,000	\$5,000
Total			\$0	\$0	\$0	\$0	\$0	\$0	\$5,000	\$0	\$5,000	\$5,000

- *Status definitions
- Unidentified: Funding source has not yet been determined
 - Identified: Funding source has been found, but not yet requested
 - Applied: Grant or loan application has been submitted, or budget has been requested
 - Awarded: Grant or loan has been offered but the contract has not yet been signed or budget has not yet been approved by Council
 - Encumbered: Project contract has been signed and funds have been allocated to spend on the project

Water/Water Mains
27th Avenue, SE Blvd to Ray St, Main Replacement
WAT-2018-35

Executive Summary

An 8-inch water main will be installed from Ray to Fiske Street to connect the existing distribution piping as part of the street construction project.

Project Justification

Connecting the gap in the distribution piping will improve the network and future connections.

This project meets the following comprehensive plan goals and/or policies:

CFU 2.1 Available Public Facilities. Construction of this project will provide adequate infrastructure at the time of development.

Location

Other Location
27th Avenue, SE Blvd to Ray Street

Project Status

Active
Planning stage.

External Factors

Street construction project

Maintenance

Maintenance of capital facilities, buildings and infrastructure has an impact on a Department's operating budget, and thus routine maintenance costs for new and ongoing projects are identified in the table below.

	2021	2022	2023	2024	2025	2026	Total
Expected Annual Maintenance	\$0	\$0	\$0	\$0	\$0	\$0	\$0

Maintenance Comments

Water/Water Mains
27th Avenue, SE Blvd to Ray St, Main Replacement
WAT-2018-35

Spending

Project Phase	Prior Spending	2020	Estimated Spending							Total
			2021	2022	2023	2024	2025	2026	6 Year Total	
Construction	\$0	\$0	\$0	\$0	\$0	\$175,000	\$0	\$0	\$175,000	\$175,000
Design	\$0	\$0	\$0	\$0	\$25,000	\$0	\$0	\$0	\$25,000	\$25,000
Total	\$0	\$0	\$0	\$0	\$25,000	\$175,000	\$0	\$0	\$200,000	\$200,000

Funding

Funding Name	Source	Status*	Prior Funding	2020	Estimated Funding							Total
					2021	2022	2023	2024	2025	2026	6 Year Total	
Utility Rates-IC	Local	Funded	\$0	\$0	\$0	\$0	\$25,000	\$175,000	\$0	\$0	\$200,000	\$200,000
Total			\$0	\$0	\$0	\$0	\$25,000	\$175,000	\$0	\$0	\$200,000	\$200,000

*Status definitions

- Unidentified: Funding source has not yet been determined
- Identified: Funding source has been found, but not yet requested
- Applied: Grant or loan application has been submitted, or budget has been requested
- Awarded: Grant or loan has been offered but the contract has not yet been signed or budget has not yet been approved by Council
- Encumbered: Project contract has been signed and funds have been allocated to spend on the project

Water/Water Mains

4th Avenue Distribution Main Replacement

WAT-2016-56

Executive Summary

This project replaces 1,300 feet of cast iron distribution main with the street construction. The main was originally constructed in 1893.

Project Justification

The cast iron pipe has reached the end of its useful life and would not likely survive the street construction project.

This project meets the following comprehensive plan goals and/or policies:

CFU 3.2 Utility Installations coordinated with street construction

Location

Other Location

4th Avenue between Sunset and Maple

Project Status

Active

The project is in the planning phase. Project 2016095

External Factors

Construction of the street project.

Maintenance

Maintenance of capital facilities, buildings and infrastructure has an impact on a Department's operating budget, and thus routine maintenance costs for new and ongoing projects are identified in the table below.

	2021	2022	2023	2024	2025	2026	Total
Expected Annual Maintenance	\$0	\$0	\$0	\$0	\$0	\$0	\$0

Maintenance Comments

Water/Water Mains

4th Avenue Distribution Main Replacement

WAT-2016-56

Spending

Project Phase	Prior Spending	2020	Estimated Spending							Total
			2021	2022	2023	2024	2025	2026	6 Year Total	
Construction	\$0	\$0	\$0	\$0	\$180,000	\$20,000	\$0	\$0	\$200,000	\$200,000
Design	\$0	\$0	\$0	\$20,000	\$0	\$0	\$0	\$0	\$20,000	\$20,000
Total	\$0	\$0	\$0	\$20,000	\$180,000	\$20,000	\$0	\$0	\$220,000	\$220,000

Funding

Funding Name	Source	Status*	Prior Funding	2020	Estimated Funding							Total
					2021	2022	2023	2024	2025	2026	6 Year Total	
Utility Rates-IC	Local	Funded	\$0	\$0	\$0	\$20,000	\$180,000	\$20,000	\$0	\$0	\$220,000	\$220,000
Total			\$0	\$0	\$0	\$20,000	\$180,000	\$20,000	\$0	\$0	\$220,000	\$220,000

*Status definitions

- Unidentified: Funding source has not yet been determined
- Identified: Funding source has been found, but not yet requested
- Applied: Grant or loan application has been submitted, or budget has been requested
- Awarded: Grant or loan has been offered but the contract has not yet been signed or budget has not yet been approved by Council
- Encumbered: Project contract has been signed and funds have been allocated to spend on the project

Water/Water Mains

Assessment of Existing Pipes

WAT-2017-34

Executive Summary

Inspection and analysis of water pipes to determine the condition and recommend when replacement will be necessary.

Project Justification

Many pipes within the water system have been identified as a potential risk based on age, material, and critical users; however, the actual pipe condition may not require replacement for many years. This project is a proactive approach to determine if these suspect water pipes need repair or replacement. Several methods of pipe inspection may be used to determine the current condition and evaluate what actions are needed. Pipelines associated with integrated projects will be the first focus. The first assessments identified are: Havana from Sprague to Trent; NSC at I-90 with Thor & Freya; 4th Ave from Sunset to Maple; Broadway & Mallon west of Monroe; Main Ave from Monroe to Brown.

This project meets the following comprehensive plan goals and/or policies:

CFU 1.3 Maintenance. This project will rehabilitate an existing capital facility. CFU 3.2 Utility Installation. This project will be constructed with a street project to reduce disruption and protect the infrastructure investment.

Location

Other Location

City wide

Project Status

Active

Planning stages

External Factors

Maintenance

Maintenance of capital facilities, buildings and infrastructure has an impact on a Department’s operating budget, and thus routine maintenance costs for new and ongoing projects are identified in the table below.

	2021	2022	2023	2024	2025	2026	Total
Expected Annual Maintenance	\$0	\$0	\$0	\$0	\$0	\$0	\$0

Maintenance Comments

Water/Water Mains
Assessment of Existing Pipes
WAT-2017-34

Spending

Project Phase	Prior Spending	2020	Estimated Spending							Total
			2021	2022	2023	2024	2025	2026	6 Year Total	
Planning	\$0	\$500,000	\$500,000	\$500,000	\$500,000	\$500,000	\$500,000	\$500,000	\$3,000,000	\$3,500,000
Total	\$0	\$500,000	\$500,000	\$500,000	\$500,000	\$500,000	\$500,000	\$500,000	\$3,000,000	\$3,500,000

Funding

Funding Name	Source	Status*	Prior Funding	2020	Estimated Funding							Total
					2021	2022	2023	2024	2025	2026	6 Year Total	
Utility Rates-IC	Local	Funded	\$0	\$500,000	\$500,000	\$500,000	\$500,000	\$500,000	\$500,000	\$500,000	\$3,000,000	\$3,500,000
Total			\$0	\$500,000	\$500,000	\$500,000	\$500,000	\$500,000	\$500,000	\$500,000	\$3,000,000	\$3,500,000

- *Status definitions
- Unidentified: Funding source has not yet been determined
 - Identified: Funding source has been found, but not yet requested
 - Applied: Grant or loan application has been submitted, or budget has been requested
 - Awarded: Grant or loan has been offered but the contract has not yet been signed or budget has not yet been approved by Council
 - Encumbered: Project contract has been signed and funds have been allocated to spend on the project

Water/Water Mains
Broadway Avenue, Cedar to Post Street Main Replacement
WAT-2018-48

Executive Summary

The existing 6-inch water distribution mains will be replaced with an 8-inch pipe and the existing 8-inch water main with a 12-inchwater pipe as part of the street construction project.

Project Justification

The existing water cast iron pipes in this section Broadway Avenue are unlikely to survive construction. The 8-inch water main was installed in 1918 and the 6-inch water main was installed in 1891. The 6-inch is planned to be replaced with an 8-inch pipe for better network distribution.

This project meets the following comprehensive plan goals and/or policies:

CFU 1.2 Operational Efficiency. This project will improve the operational efficiency by reducing required maintenance.
CFU 2.1 Available Public Facilities. Construction of this project will provide adequate infrastructure at the time of development.

Location

Other Location
Broadway Avenue, Cedar to Post Street

Project Status

Active
Facility updates have been identified. Preliminary cost has been estimated. Project 2018090

External Factors

Street construction project

Maintenance

Maintenance of capital facilities, buildings and infrastructure has an impact on a Department's operating budget, and thus routine maintenance costs for new and ongoing projects are identified in the table below.

	2021	2022	2023	2024	2025	2026	Total
Expected Annual Maintenance	\$0	\$0	\$0	\$0	\$0	\$0	\$0

Maintenance Comments

Water/Water Mains
Broadway Avenue, Cedar to Post Street Main Replacement
WAT-2018-48

Spending

Project Phase	Prior Spending	2020	Estimated Spending							Total
			2021	2022	2023	2024	2025	2026	6 Year Total	
Construction	\$0	\$0	\$0	\$0	\$0	\$400,000	\$0	\$0	\$400,000	\$400,000
Design	\$0	\$0	\$0	\$0	\$35,000	\$0	\$0	\$0	\$35,000	\$35,000
Planning	\$0	\$0	\$5,000	\$0	\$0	\$0	\$0	\$0	\$5,000	\$5,000
Total	\$0	\$0	\$5,000	\$0	\$35,000	\$400,000	\$0	\$0	\$440,000	\$440,000

Funding

Funding Name	Source	Status*	Prior Funding	2020	Estimated Funding							Total
					2021	2022	2023	2024	2025	2026	6 Year Total	
Utility Rates-IC	Local	Funded	\$0	\$0	\$5,000	\$0	\$35,000	\$400,000	\$0	\$0	\$440,000	\$440,000
Total			\$0	\$0	\$5,000	\$0	\$35,000	\$400,000	\$0	\$0	\$440,000	\$440,000

- *Status definitions
- Unidentified: Funding source has not yet been determined
 - Identified: Funding source has been found, but not yet requested
 - Applied: Grant or loan application has been submitted, or budget has been requested
 - Awarded: Grant or loan has been offered but the contract has not yet been signed or budget has not yet been approved by Council
 - Encumbered: Project contract has been signed and funds have been allocated to spend on the project

Water/Water Mains
Cochran Conveyance Associated Water Main Replacement
WAT-2019-48

Executive Summary

The existing water distribution mains along the Cochran Conveyance stormwater pipeline will be replaced during construction. Design will occur in 2020. Construction will occur in 2021.

Project Justification

The 6-inch and 8-inch water mains in Grace Avenue and Riverview Drive were constructed in 1945 and 1946. These pipe are unlikely to survive construction and will be replaced.

This project meets the following comprehensive plan goals and/or policies:

CFU 3.2 Utility Installation. This project will be constructed with a street project to reduce disruption and protect the infrastructure investment

Location

Other Location
Grace Ave from A Street to Cochran Street. Riverview from A Street to Downriver Golf Course.

Project Status

Active
The pipe alignment has been selected and the cost has been estimated.

External Factors

Construction of the stormwater pipe.

Maintenance

Maintenance of capital facilities, buildings and infrastructure has an impact on a Department's operating budget, and thus routine maintenance costs for new and ongoing projects are identified in the table below.

	2021	2022	2023	2024	2025	2026	Total
Expected Annual Maintenance	\$0	\$0	\$0	\$0	\$0	\$0	\$0

Maintenance Comments

Water/Water Mains
Cochran Conveyance Associated Water Main Replacement
WAT-2019-48

Spending

Project Phase	Prior Spending	2020	Estimated Spending							Total
			2021	2022	2023	2024	2025	2026	6 Year Total	
Construction	\$0	\$0	\$0	\$370,000	\$0	\$0	\$0	\$0	\$370,000	\$370,000
Design	\$0	\$0	\$45,000	\$0	\$0	\$0	\$0	\$0	\$45,000	\$45,000
Total	\$0	\$0	\$45,000	\$370,000	\$0	\$0	\$0	\$0	\$415,000	\$415,000

Funding

Funding Name	Source	Status*	Prior Funding	2020	Estimated Funding							Total
					2021	2022	2023	2024	2025	2026	6 Year Total	
Utility Rates-IC	Local	Funded	\$0	\$0	\$45,000	\$370,000	\$0	\$0	\$0	\$0	\$415,000	\$415,000
Total			\$0	\$0	\$45,000	\$370,000	\$0	\$0	\$0	\$0	\$415,000	\$415,000

*Status definitions

- Unidentified: Funding source has not yet been determined
- Identified: Funding source has been found, but not yet requested
- Applied: Grant or loan application has been submitted, or budget has been requested
- Awarded: Grant or loan has been offered but the contract has not yet been signed or budget has not yet been approved by Council
- Encumbered: Project contract has been signed and funds have been allocated to spend on the project

Water/Water Mains

Fort George Wright Transmission Main Replacement

WAT-2016-50

Executive Summary

This project replaces approximately 3,500 feet of 12-inch distribution and 1,000 feet of 18-inch transmission main cast iron pipe with the street construction.

Project Justification

These existing water mains are cast iron built in 1967. These pipelines likely wouldn't survive the construction of the new street. During the planning phase, the pipe size and operations will be analyzed to determine an optimized design.

This project meets the following comprehensive plan goals and/or policies:

CFU 3.2 Coordination of Utility Installation. This project will be constructed with a street project to reduce disruption and protect the infrastructure investment.

Location

Other Location

Fort George Wright between Government Way and the Spokane River.

Project Status

Active

The project is currently in the planning phase. Project 2016096

External Factors

Construction of the street project.

Maintenance

Maintenance of capital facilities, buildings and infrastructure has an impact on a Department's operating budget, and thus routine maintenance costs for new and ongoing projects are identified in the table below.

	2021	2022	2023	2024	2025	2026	Total
Expected Annual Maintenance	\$0	\$0	\$0	\$0	\$0	\$0	\$0

Maintenance Comments

Water/Water Mains

Fort George Wright Transmission Main Replacement

WAT-2016-50

Spending

Project Phase	Prior Spending	2020	Estimated Spending							Total
			2021	2022	2023	2024	2025	2026	6 Year Total	
Construction	\$0	\$0	\$0	\$0	\$0	\$0	\$500,000	\$0	\$500,000	\$500,000
Design	\$0	\$0	\$0	\$0	\$50,000	\$50,000	\$0	\$0	\$100,000	\$100,000
Planning	\$0	\$0	\$0	\$5,000	\$0	\$0	\$0	\$0	\$5,000	\$5,000
Total	\$0	\$0	\$0	\$5,000	\$50,000	\$50,000	\$500,000	\$0	\$605,000	\$605,000

Funding

Funding Name	Source	Status*	Prior Funding	2020	Estimated Funding							Total
					2021	2022	2023	2024	2025	2026	6 Year Total	
Utility Rates-IC	Local	Funded	\$0	\$0	\$0	\$5,000	\$50,000	\$50,000	\$500,000	\$0	\$605,000	\$605,000
Total			\$0	\$0	\$0	\$5,000	\$50,000	\$50,000	\$500,000	\$0	\$605,000	\$605,000

- *Status definitions
- Unidentified: Funding source has not yet been determined
 - Identified: Funding source has been found, but not yet requested
 - Applied: Grant or loan application has been submitted, or budget has been requested
 - Awarded: Grant or loan has been offered but the contract has not yet been signed or budget has not yet been approved by Council
 - Encumbered: Project contract has been signed and funds have been allocated to spend on the project

Water/Water Mains
Freya St Transmission Main, Garland Ave to Francis Ave
WAT-2017-26

Executive Summary

A new 30-inch transmission main will be installed between Wellesley and Francis, and an existing 30-inch steel line between Garland and Wellesley will be replaced as part of full depth roadway reconstruction roadway project between Garland and Francis. Design in 2024, construction in 2025.

Project Justification

This project is part of city's effort to encourage business development in 'The Yards' development zone. The transmission main will be an integral improvement for meeting the needs of future business.

This project meets the following comprehensive plan goals and/or policies:

CFU 1.2 Operational Efficiency. This project will improve the operational efficiency by reducing required maintenance.
CFU 1.3 Maintenance. This project will rehabilitate an existing capital facility. CFU 3.2 Utility Installation. This project will be constructed with a street project to reduce

Location

Other Location
Freya Street between Garland Street and Francis Street

Project Status

Active
Planning Stage

External Factors

This project will be contingent on the scheduling of the Freya roadway improvement project.

Maintenance

Maintenance of capital facilities, buildings and infrastructure has an impact on a Department's operating budget, and thus routine maintenance costs for new and ongoing projects are identified in the table below.

	2021	2022	2023	2024	2025	2026	Total
Expected Annual Maintenance	\$0	\$0	\$0	\$0	\$0	\$0	\$0

Maintenance Comments

Water/Water Mains
Freya St Transmission Main, Garland Ave to Francis Ave
WAT-2017-26

Spending

Project Phase	Prior Spending	2020	Estimated Spending							Total
			2021	2022	2023	2024	2025	2026	6 Year Total	
Construction	\$0	\$0	\$0	\$0	\$0	\$0	\$4,050,000	\$0	\$4,050,000	\$4,050,000
Design	\$0	\$0	\$0	\$0	\$0	\$1,030,000	\$0	\$0	\$1,030,000	\$1,030,000
Total	\$0	\$0	\$0	\$0	\$0	\$1,030,000	\$4,050,000	\$0	\$5,080,000	\$5,080,000

Funding

Funding Name	Source	Status*	Prior Funding	2020	Estimated Funding							Total
					2021	2022	2023	2024	2025	2026	6 Year Total	
Utility Rates-IC	Local	Funded	\$0	\$0	\$0	\$0	\$0	\$1,030,000	\$4,050,000	\$0	\$5,080,000	\$5,080,000
Total			\$0	\$0	\$0	\$0	\$0	\$1,030,000	\$4,050,000	\$0	\$5,080,000	\$5,080,000

*Status definitions

- Unidentified: Funding source has not yet been determined
- Identified: Funding source has been found, but not yet requested
- Applied: Grant or loan application has been submitted, or budget has been requested
- Awarded: Grant or loan has been offered but the contract has not yet been signed or budget has not yet been approved by Council
- Encumbered: Project contract has been signed and funds have been allocated to spend on the project

Water/Water Mains

Geiger Blvd. from Medical Lake to Grove Road Water Main

WAT-2019-26

Executive Summary

This project will install approximately 3,500 feet of 12-inch water line in Geiger Boulevard and approximately 600 feet of 12-inch water line in Hayford. Phase I construction began in 2019. Phase II design will begin in 2019 with construction in 2020. Costs largely reflected in year 2020.

Project Justification

This project is necessary to support the continue development in the West Plains. The project will be constructed as part of the County improvements for the BUILD grant.

This project meets the following comprehensive plan goals and/or policies:

CFU 3.2 Utility Installation. This project will be constructed with a street project to reduce disruption and protect the infrastructure investment.

Location

Other Location

Geiger Road from Medical Lake Interchange to Grove Road Interchange.

Project Status

Active

Construction began in 2019 and will continue through 2020.

External Factors

None known.

Maintenance

Maintenance of capital facilities, buildings and infrastructure has an impact on a Department's operating budget, and thus routine maintenance costs for new and ongoing projects are identified in the table below.

	2021	2022	2023	2024	2025	2026	Total
Expected Annual Maintenance	\$0	\$0	\$0	\$0	\$0	\$0	\$0

Maintenance Comments

Water/Water Mains
Geiger Blvd. from Medical Lake to Grove Road Water Main
WAT-2019-26

Spending

Project Phase	Prior Spending	2020	Estimated Spending							Total
			2021	2022	2023	2024	2025	2026	6 Year Total	
Construction	\$72,911	\$418,172	\$58,000	\$0	\$0	\$0	\$0	\$0	\$58,000	\$549,083
Design	\$7,291	\$41,817	\$0	\$0	\$0	\$0	\$0	\$0	\$0	\$49,108
Total	\$80,202	\$459,989	\$58,000	\$0	\$0	\$0	\$0	\$0	\$58,000	\$598,191

Funding

Funding Name	Source	Status*	Prior Funding	2020	Estimated Funding							Total
					2021	2022	2023	2024	2025	2026	6 Year Total	
Build-Grant	Federal	Funded	\$69,375	\$398,060	\$50,000	\$0	\$0	\$0	\$0	\$0	\$50,000	\$517,435
Utility Rates-IC	Local	Funded	\$10,827	\$61,929	\$8,000	\$0	\$0	\$0	\$0	\$0	\$8,000	\$80,756
Total			\$80,202	\$459,989	\$58,000	\$0	\$0	\$0	\$0	\$0	\$58,000	\$598,191

- *Status definitions
- Unidentified: Funding source has not yet been determined
 - Identified: Funding source has been found, but not yet requested
 - Applied: Grant or loan application has been submitted, or budget has been requested
 - Awarded: Grant or loan has been offered but the contract has not yet been signed or budget has not yet been approved by Council
 - Encumbered: Project contract has been signed and funds have been allocated to spend on the project

Water/Water Mains

Havana Street, Sprague to Broadway Avenue Main Replacement

WAT-2018-39

Executive Summary

The 48-inch steel transmission main for the Low Pressure Zone will be replaced with this project. In addition, repair of the 8-inch distribution pipe from 1964 may be necessary. The pipe will be assessed to determine if full replacement is necessary.

Project Justification

This segment of Havana Street has 3 transmission mains. Two of these main have been replaced. The remaining 48-inch steel main was installed in 1929 and is expected to need replacement with the street project. This pipe is a candidate for assessment to determine if the entire 2700 feet of pipe needs replacement. Pipe assessment is planned to begin 2020.

This project meets the following comprehensive plan goals and/or policies:

CFU 1.3 Maintenance. This project will rehabilitate an existing capital facility. CFU 3.2 Utility Installation. This project will be constructed with a street project to reduce disruption and protect the infrastructure investment.

Location

Other Location

Havana Street, Sprague to Broadway Avenue

Project Status

Active

Facility updates have been identified. Preliminary cost has been estimated. Project 2018092

External Factors

Street construction project

Maintenance

Maintenance of capital facilities, buildings and infrastructure has an impact on a Department's operating budget, and thus routine maintenance costs for new and ongoing projects are identified in the table below.

	2021	2022	2023	2024	2025	2026	Total
Expected Annual Maintenance	\$0	\$0	\$0	\$0	\$0	\$0	\$0

Maintenance Comments

Water/Water Mains

Havana Street, Sprague to Broadway Avenue Main Replacement

WAT-2018-39

Spending

Project Phase	Prior Spending	2020	Estimated Spending							Total
			2021	2022	2023	2024	2025	2026	6 Year Total	
Construction	\$0	\$0	\$0	\$0	\$0	\$0	\$0	\$0	\$0	\$0
Design	\$0	\$0	\$0	\$0	\$0	\$70,000	\$145,000	\$0	\$215,000	\$215,000
Planning	\$0	\$250,000	\$250,000	\$0	\$0	\$0	\$0	\$0	\$250,000	\$500,000
Total	\$0	\$250,000	\$250,000	\$0	\$0	\$70,000	\$145,000	\$0	\$465,000	\$715,000

Funding

Funding Name	Source	Status*	Prior Funding	2020	Estimated Funding							Total
					2021	2022	2023	2024	2025	2026	6 Year Total	
Utility Rates-IC	Local	Funded	\$0	\$250,000	\$250,000	\$0	\$0	\$70,000	\$145,000	\$0	\$465,000	\$715,000
Total			\$0	\$250,000	\$250,000	\$0	\$0	\$70,000	\$145,000	\$0	\$465,000	\$715,000

- *Status definitions
- Unidentified: Funding source has not yet been determined
 - Identified: Funding source has been found, but not yet requested
 - Applied: Grant or loan application has been submitted, or budget has been requested
 - Awarded: Grant or loan has been offered but the contract has not yet been signed or budget has not yet been approved by Council
 - Encumbered: Project contract has been signed and funds have been allocated to spend on the project

Water/Water Mains**Kempe to Woodridge Transmission Main**

WAT-2013-161

Executive Summary

Construct a new water main to connect the Kempe reservoir to the Woodridge reservoir. Construction will occur in 2020 and most of the project cost is reflected in that year.

Project Justification

This project will increase supply availability and eliminate stagnant water issues.

This project meets the following comprehensive plan goals and/or policies:

CFU 1.2: Operational Efficiency. The redundant feed creates operational efficiency and reduces the need to drain stagnant water. CFU 2.1: Available Public Facilities. The transmission main will supply water to the new developments adjacent to the line.

Location

Other Location

Five Mile area.

Project Status

Active

Design will be complete in 2019. Construction is expected to begin in 2020.

External Factors

None known.

Maintenance

Maintenance of capital facilities, buildings and infrastructure has an impact on a Department's operating budget, and thus routine maintenance costs for new and ongoing projects are identified in the table below.

	2021	2022	2023	2024	2025	2026	Total
Expected Annual Maintenance	\$0	\$0	\$0	\$0	\$0	\$0	\$0

Maintenance Comments

Water/Water Mains

Kempe to Woodridge Transmission Main

WAT-2013-161

Spending

Project Phase	Prior Spending	2020	Estimated Spending							Total
			2021	2022	2023	2024	2025	2026	6 Year Total	
Construction	\$0	\$281,878	\$20,000	\$0	\$0	\$0	\$0	\$0	\$20,000	\$301,878
Design	\$78,122	\$0	\$0	\$0	\$0	\$0	\$0	\$0	\$0	\$78,122
Total	\$78,122	\$281,878	\$20,000	\$0	\$0	\$0	\$0	\$0	\$20,000	\$380,000

Funding

Funding Name	Source	Status*	Prior Funding	2020	Estimated Funding							Total
					2021	2022	2023	2024	2025	2026	6 Year Total	
Utility Rates-IC	Local	Funded	\$78,122	\$281,878	\$20,000	\$0	\$0	\$0	\$0	\$0	\$20,000	\$380,000
Total			\$78,122	\$281,878	\$20,000	\$0	\$0	\$0	\$0	\$0	\$20,000	\$380,000

- *Status definitions
- Unidentified: Funding source has not yet been determined
 - Identified: Funding source has been found, but not yet requested
 - Applied: Grant or loan application has been submitted, or budget has been requested
 - Awarded: Grant or loan has been offered but the contract has not yet been signed or budget has not yet been approved by Council
 - Encumbered: Project contract has been signed and funds have been allocated to spend on the project

Water/Water Mains
Main Ave, Wall St to Browne St
WAT-2017-21

Executive Summary

Replace 12-inch distribution main and associated service laterals along the Main Avenue with street project.

Project Justification

The existing 12-inch cast iron water main was installed in 1902. The main and services may be damaged during the street improvement work. The pipe will be evaluated to determine if a larger size is necessary for future demands in the area.

This project meets the following comprehensive plan goals and/or policies:

CFU 3.2 Utility installation in coordination with public street construction.

Location

Other Location

Main Ave between Browne Street and Pine Street

Project Status

Active

Planning stage.

External Factors

This will be constructed with the street project.

Maintenance

Maintenance of capital facilities, buildings and infrastructure has an impact on a Department's operating budget, and thus routine maintenance costs for new and ongoing projects are identified in the table below.

	2021	2022	2023	2024	2025	2026	Total
Expected Annual Maintenance	\$0	\$0	\$0	\$0	\$0	\$0	\$0

Maintenance Comments

Water/Water Mains
Main Ave, Wall St to Browne St
WAT-2017-21

Spending

Project Phase	Prior Spending	2020	Estimated Spending							Total
			2021	2022	2023	2024	2025	2026	6 Year Total	
Construction	\$0	\$0	\$0	\$0	\$0	\$600,000	\$700,000	\$0	\$1,300,000	\$1,300,000
Design	\$0	\$0	\$0	\$40,000	\$80,000	\$0	\$0	\$0	\$120,000	\$120,000
Total	\$0	\$0	\$0	\$40,000	\$80,000	\$600,000	\$700,000	\$0	\$1,420,000	\$1,420,000

Funding

Funding Name	Source	Status*	Prior Funding	2020	Estimated Funding							Total
					2021	2022	2023	2024	2025	2026	6 Year Total	
Utility Rates-IC	Local	Funded	\$0	\$0	\$0	\$40,000	\$80,000	\$600,000	\$700,000	\$0	\$1,420,000	\$1,420,000
Total			\$0	\$0	\$0	\$40,000	\$80,000	\$600,000	\$700,000	\$0	\$1,420,000	\$1,420,000

*Status definitions

- Unidentified: Funding source has not yet been determined
- Identified: Funding source has been found, but not yet requested
- Applied: Grant or loan application has been submitted, or budget has been requested
- Awarded: Grant or loan has been offered but the contract has not yet been signed or budget has not yet been approved by Council
- Encumbered: Project contract has been signed and funds have been allocated to spend on the project

Water/Water Mains

Mallon Avenue, Howard to Monroe Street Main Replacement

WAT-2018-34

Executive Summary

The existing water distribution mains will be replaced with 12-inch ductile iron water pipe as part of the street construction project.

Project Justification

The existing water cast iron pipes in this section Mallon Avenue are unlikely to survive construction. The 8-inch water main was installed in 1918. A larger pipe will be installed for future growth.

This project meets the following comprehensive plan goals and/or policies:

CFU 1.3 Maintenance. This project will rehabilitate an existing capital facility. CFU 3.2 Utility Installation. This project will be constructed with a street project to reduce disruption and protect the infrastructure investment.

Location

Other Location

Mallon Avenue, Howard to Monroe Street

Project Status

Active

Facility updates have been identified. Preliminary cost has been estimated.

External Factors

Street construction project

Maintenance

Maintenance of capital facilities, buildings and infrastructure has an impact on a Department's operating budget, and thus routine maintenance costs for new and ongoing projects are identified in the table below.

	2021	2022	2023	2024	2025	2026	Total
Expected Annual Maintenance	\$0	\$0	\$0	\$0	\$0	\$0	\$0

Maintenance Comments

Water/Water Mains
Mallon Avenue, Howard to Monroe Street Main Replacement
WAT-2018-34

Spending

Project Phase	Prior Spending	2020	Estimated Spending							Total
			2021	2022	2023	2024	2025	2026	6 Year Total	
Construction	\$0	\$0	\$0	\$0	\$0	\$0	\$400,000	\$0	\$400,000	\$400,000
Design	\$0	\$0	\$0	\$0	\$0	\$30,000	\$0	\$0	\$30,000	\$30,000
Total	\$0	\$0	\$0	\$0	\$0	\$30,000	\$400,000	\$0	\$430,000	\$430,000

Funding

Funding Name	Source	Status*	Prior Funding	2020	Estimated Funding							Total
					2021	2022	2023	2024	2025	2026	6 Year Total	
Utility Rates-IC	Local	Funded	\$0	\$0	\$0	\$0	\$0	\$30,000	\$400,000	\$0	\$430,000	\$430,000
Total			\$0	\$0	\$0	\$0	\$0	\$30,000	\$400,000	\$0	\$430,000	\$430,000

- *Status definitions
- Unidentified: Funding source has not yet been determined
 - Identified: Funding source has been found, but not yet requested
 - Applied: Grant or loan application has been submitted, or budget has been requested
 - Awarded: Grant or loan has been offered but the contract has not yet been signed or budget has not yet been approved by Council
 - Encumbered: Project contract has been signed and funds have been allocated to spend on the project

Water/Water Mains
Maple Street (Riverside to Pacific)
WAT-2016-51

Executive Summary

The project replaces approximately 400-feet of 10-inch cast iron water main constructed in 1957 with the Central City Line route by STA.

Project Justification

The cast iron water main would not likely survive the construction of the road.

This project meets the following comprehensive plan goals and/or policies:

CFU 3.2 Utility Installation. This project will be constructed with a street project to reduce disruption and protect the infrastructure investment.

Location

Other Location

Maple Street between Riverside and Pacific.

Project Status

Active

The project is in the design phase.

External Factors

None known at this time.

Maintenance

Maintenance of capital facilities, buildings and infrastructure has an impact on a Department's operating budget, and thus routine maintenance costs for new and ongoing projects are identified in the table below.

	2021	2022	2023	2024	2025	2026	Total
Expected Annual Maintenance	\$0	\$0	\$0	\$0	\$0	\$0	\$0

Maintenance Comments

Water/Water Mains

Maple Street (Riverside to Pacific)

WAT-2016-51

Spending

Project Phase	Prior Spending	2020	Estimated Spending							Total
			2021	2022	2023	2024	2025	2026	6 Year Total	
Construction	\$0	\$0	\$90,000	\$0	\$0	\$0	\$0	\$0	\$90,000	\$90,000
Design	\$0	\$20,000	\$0	\$0	\$0	\$0	\$0	\$0	\$0	\$20,000
Total	\$0	\$20,000	\$90,000	\$0	\$0	\$0	\$0	\$0	\$90,000	\$110,000

Funding

Funding Name	Source	Status*	Prior Funding	2020	Estimated Funding							Total
					2021	2022	2023	2024	2025	2026	6 Year Total	
Utility Rates-IC	Local	Funded	\$0	\$20,000	\$90,000	\$0	\$0	\$0	\$0	\$0	\$90,000	\$110,000
Total			\$0	\$20,000	\$90,000	\$0	\$0	\$0	\$0	\$0	\$90,000	\$110,000

- *Status definitions
- Unidentified: Funding source has not yet been determined
 - Identified: Funding source has been found, but not yet requested
 - Applied: Grant or loan application has been submitted, or budget has been requested
 - Awarded: Grant or loan has been offered but the contract has not yet been signed or budget has not yet been approved by Council
 - Encumbered: Project contract has been signed and funds have been allocated to spend on the project

Water/Water Mains

Marshall Road from Thorpe to Qualchan Transmission Main

WAT-2016-96

Executive Summary

A secondary transmission will be constructed from the Low Pressure Zone transmission main located in Thorpe Road to transmission main in Qualchan Drive.

Project Justification

Current only transmission main services the southwest portion of the service area. Maintenance activities on this main require water service be shut down to the area. The additional transmission main is required for redundancy and provide additional capacity to serve customers in this area.

This project meets the following comprehensive plan goals and/or policies:

CFU 1.2 Operational Efficiency. This project will improve the operational efficiency by reducing required maintenance.

Location

Other Location

Marshall Rd from Thorpe Road 44th Ave to Cheney Spokane Rd to Qualchan Drive.

Project Status

Active

Planning stage.

External Factors

Maintenance

Maintenance of capital facilities, buildings and infrastructure has an impact on a Department's operating budget, and thus routine maintenance costs for new and ongoing projects are identified in the table below.

	2021	2022	2023	2024	2025	2026	Total
Expected Annual Maintenance	\$0	\$0	\$0	\$0	\$0	\$0	\$0

Maintenance Comments

Water/Water Mains
Marshall Road from Thorpe to Qualchan Transmission Main
WAT-2016-96

Spending

Project Phase	Prior Spending	2020	Estimated Spending							Total
			2021	2022	2023	2024	2025	2026	6 Year Total	
Construction	\$0	\$0	\$0	\$4,560,000	\$0	\$0	\$0	\$0	\$4,560,000	\$4,560,000
Design	\$0	\$0	\$455,000	\$0	\$0	\$0	\$0	\$0	\$455,000	\$455,000
Total	\$0	\$0	\$455,000	\$4,560,000	\$0	\$0	\$0	\$0	\$5,015,000	\$5,015,000

Funding

Funding Name	Source	Status*	Prior Funding	2020	Estimated Funding							Total
					2021	2022	2023	2024	2025	2026	6 Year Total	
Utility Rates-IC	Local	Funded	\$0	\$0	\$455,000	\$4,560,000	\$0	\$0	\$0	\$0	\$5,015,000	\$5,015,000
Total			\$0	\$0	\$455,000	\$4,560,000	\$0	\$0	\$0	\$0	\$5,015,000	\$5,015,000

- *Status definitions
- Unidentified: Funding source has not yet been determined
 - Identified: Funding source has been found, but not yet requested
 - Applied: Grant or loan application has been submitted, or budget has been requested
 - Awarded: Grant or loan has been offered but the contract has not yet been signed or budget has not yet been approved by Council
 - Encumbered: Project contract has been signed and funds have been allocated to spend on the project

Water/Water Mains
Napa Distribution Replacement (2nd to Sprague)
WAT-2016-54

Executive Summary

The project replaces 1150 feet of 16-inch cast iron distribution main that was constructed in 1895 as part of the street construction.

Project Justification

The existing pipe has reached its useful life and likely would not survive the construction of the street project.

This project meets the following comprehensive plan goals and/or policies:

CFU 3.2 Utility Installations in coordination with public street projects

Location

Other Location

Napa between 2nd and Sprague

Project Status

Active

The project is in the planning phase.

External Factors

Construction of street project.

Maintenance

Maintenance of capital facilities, buildings and infrastructure has an impact on a Department's operating budget, and thus routine maintenance costs for new and ongoing projects are identified in the table below.

	2021	2022	2023	2024	2025	2026	Total
Expected Annual Maintenance	\$0	\$0	\$0	\$0	\$0	\$0	\$0

Maintenance Comments

Water/Water Mains
Napa Distribution Replacement (2nd to Sprague)
WAT-2016-54

Spending

Project Phase	Prior Spending	2020	Estimated Spending							Total
			2021	2022	2023	2024	2025	2026	6 Year Total	
Construction	\$0	\$0	\$0	\$0	\$0	\$0	\$300,000	\$0	\$300,000	\$300,000
Design	\$0	\$0	\$0	\$0	\$0	\$30,000	\$0	\$0	\$30,000	\$30,000
Total	\$0	\$0	\$0	\$0	\$0	\$30,000	\$300,000	\$0	\$330,000	\$330,000

Funding

Funding Name	Source	Status*	Prior Funding	2020	Estimated Funding							Total
					2021	2022	2023	2024	2025	2026	6 Year Total	
Utility Rates-IC	Local	Funded	\$0	\$0	\$0	\$0	\$0	\$30,000	\$300,000	\$0	\$330,000	\$330,000
Total			\$0	\$0	\$0	\$0	\$0	\$30,000	\$300,000	\$0	\$330,000	\$330,000

*Status definitions

- Unidentified: Funding source has not yet been determined
- Identified: Funding source has been found, but not yet requested
- Applied: Grant or loan application has been submitted, or budget has been requested
- Awarded: Grant or loan has been offered but the contract has not yet been signed or budget has not yet been approved by Council
- Encumbered: Project contract has been signed and funds have been allocated to spend on the project

Water/Water Mains

NSC - 2nd Ave & 3rd Ave Water Reroute West

WAT-2020-12

Executive Summary

Remove and relocate water mains as needed to support the NSC 2nd and 3rd Ave realignments from Perry to Regal. Install new 48' transmission main in 3rd Ave from Lacey to Liberty Park. This 48-inch pipe is a betterment and will be funded by the City.

Project Justification

This project will be completed in support of the NSC

This project meets the following comprehensive plan goals and/or policies:

CFU 1.2 Operational Efficiency, Require the development of capital improvement projects that either improve the city's operational efficiency or reduce costs by increasing the capacity, use, and/or life expectancy of existing facilities.

Location

Other Location

2nd & 3rd Ave from Perry St to Regal St

Project Status

Active

Project is currently in the planning stage.

External Factors

Design and construction schedule of WSDOT NSC I-90 to Sprague Ave project.

Maintenance

Maintenance of capital facilities, buildings and infrastructure has an impact on a Department's operating budget, and thus routine maintenance costs for new and ongoing projects are identified in the table below.

	2021	2022	2023	2024	2025	2026	Total
Expected Annual Maintenance	\$0	\$0	\$0	\$0	\$0	\$0	\$0

Maintenance Comments

Water/Water Mains

NSC - 2nd Ave & 3rd Ave Water Reroute West

WAT-2020-12

Spending

Project Phase	Prior Spending	2020	Estimated Spending							Total
			2021	2022	2023	2024	2025	2026	6 Year Total	
Construction	\$0	\$0	\$0	\$0	\$6,000,000	\$0	\$0	\$0	\$6,000,000	\$6,000,000
Design	\$0	\$0	\$0	\$580,000	\$0	\$0	\$0	\$0	\$580,000	\$580,000
Planning	\$0	\$0	\$20,000	\$0	\$0	\$0	\$0	\$0	\$20,000	\$20,000
Total	\$0	\$0	\$20,000	\$580,000	\$6,000,000	\$0	\$0	\$0	\$6,600,000	\$6,600,000

Funding

Funding Name	Source	Status*	Prior Funding	2020	Estimated Funding							Total
					2021	2022	2023	2024	2025	2026	6 Year Total	
Grant WSDOT	State	Funded	\$0	\$0	\$10,000	\$290,000	\$3,000,000	\$0	\$0	\$0	\$3,300,000	\$3,300,000
Utility Rates-IC	Local	Funded	\$0	\$0	\$10,000	\$290,000	\$3,000,000	\$0	\$0	\$0	\$3,300,000	\$3,300,000
Total			\$0	\$0	\$20,000	\$580,000	\$6,000,000	\$0	\$0	\$0	\$6,600,000	\$6,600,000

- *Status definitions
- Unidentified: Funding source has not yet been determined
 - Identified: Funding source has been found, but not yet requested
 - Applied: Grant or loan application has been submitted, or budget has been requested
 - Awarded: Grant or loan has been offered but the contract has not yet been signed or budget has not yet been approved by Council
 - Encumbered: Project contract has been signed and funds have been allocated to spend on the project

Water/Water Mains

NSC - 3rd Ave Water Reroute Regal to Havana

WAT-2020-14

Executive Summary

Remove and relocate water mains in new 3rd alignment as needed to support the NSC 3rd Ave realignment from Regal St to Havana St.

Project Justification

This project will be completed in support of the NSC

This project meets the following comprehensive plan goals and/or policies:

CFU 1.2 Operational Efficiency, Require the development of capital improvement projects that either improve the city's operational efficiency or reduce costs by increasing the capacity, use, and/or life expectancy of existing facilities.

Location

Other Location

3rd Ave from Regal St to Havana St

Project Status

Active

This project is currently in the planning stages.

External Factors

Design and construction schedule of WSDOT NSC Sprague Ave to Spokane River Phase II project.

Maintenance

Maintenance of capital facilities, buildings and infrastructure has an impact on a Department's operating budget, and thus routine maintenance costs for new and ongoing projects are identified in the table below.

	2021	2022	2023	2024	2025	2026	Total
Expected Annual Maintenance	\$0	\$0	\$0	\$0	\$0	\$0	\$0

Maintenance Comments

Water/Water Mains

NSC - 3rd Ave Water Reroute Regal to Havana

WAT-2020-14

Spending

Project Phase	Prior Spending	2020	Estimated Spending							Total
			2021	2022	2023	2024	2025	2026	6 Year Total	
Construction	\$0	\$0	\$0	\$0	\$1,725,000	\$0	\$0	\$0	\$1,725,000	\$1,725,000
Design	\$0	\$0	\$0	\$160,000	\$0	\$0	\$0	\$0	\$160,000	\$160,000
Planning	\$0	\$0	\$10,000	\$0	\$0	\$0	\$0	\$0	\$10,000	\$10,000
Total	\$0	\$0	\$10,000	\$160,000	\$1,725,000	\$0	\$0	\$0	\$1,895,000	\$1,895,000

Funding

Funding Name	Source	Status*	Prior Funding	2020	Estimated Funding							Total
					2021	2022	2023	2024	2025	2026	6 Year Total	
Grant WSDOT	State	Funded	\$0	\$0	\$10,000	\$160,000	\$1,725,000	\$0	\$0	\$0	\$1,895,000	\$1,895,000
Total			\$0	\$0	\$10,000	\$160,000	\$1,725,000	\$0	\$0	\$0	\$1,895,000	\$1,895,000

- *Status definitions
- Unidentified: Funding source has not yet been determined
 - Identified: Funding source has been found, but not yet requested
 - Applied: Grant or loan application has been submitted, or budget has been requested
 - Awarded: Grant or loan has been offered but the contract has not yet been signed or budget has not yet been approved by Council
 - Encumbered: Project contract has been signed and funds have been allocated to spend on the project

Water/Water Mains
NSC - Trent Interchange Water, Storm and Sewer Reroute
WAT-2020-7

Executive Summary

Reroute utilities currently in Trent Ave around new NSC Trent Interchange, possibly to include reroutes at Trent/Freya Intersection. The project includes betterments that will be funded by the City.

Project Justification

This project will be completed in support of the NSC

This project meets the following comprehensive plan goals and/or policies:

CFU 1.2 Operational Efficiency, Require the development of capital improvement projects that either improve the city's operational efficiency or reduce costs by increasing the capacity, use, and/or life expectancy of existing facilities.

Location

Other Location

Trent Ave from Ralph to Freya

Project Status

Active

This project is currently in the planning stages.

External Factors

Design and construction schedule of WSDOT NSC Sprague Ave to Spokane River Phase II project.

Maintenance

Maintenance of capital facilities, buildings and infrastructure has an impact on a Department's operating budget, and thus routine maintenance costs for new and ongoing projects are identified in the table below.

	2021	2022	2023	2024	2025	2026	Total
Expected Annual Maintenance	\$0	\$0	\$0	\$0	\$0	\$0	\$0

Maintenance Comments

Water/Water Mains

NSC - Trent Interchange Water, Storm and Sewer Reroute

WAT-2020-7

Spending

Project Phase	Prior Spending	2020	Estimated Spending							Total
			2021	2022	2023	2024	2025	2026	6 Year Total	
Construction	\$0	\$0	\$0	\$1,000,000	\$0	\$0	\$0	\$0	\$1,000,000	\$1,000,000
Design	\$0	\$0	\$115,000	\$0	\$0	\$0	\$0	\$0	\$115,000	\$115,000
Planning	\$0	\$0	\$10,000	\$0	\$0	\$0	\$0	\$0	\$10,000	\$10,000
Total	\$0	\$0	\$125,000	\$1,000,000	\$0	\$0	\$0	\$0	\$1,125,000	\$1,125,000

Funding

Funding Name	Source	Status*	Prior Funding	2020	Estimated Funding							Total
					2021	2022	2023	2024	2025	2026	6 Year Total	
Grant WSDOT	State	Funded	\$0	\$0	\$100,000	\$700,000	\$0	\$0	\$0	\$0	\$800,000	\$800,000
Utility Rates-IC	Local	Funded	\$0	\$0	\$25,000	\$300,000	\$0	\$0	\$0	\$0	\$325,000	\$325,000
Total			\$0	\$0	\$125,000	\$1,000,000	\$0	\$0	\$0	\$0	\$1,125,000	\$1,125,000

- *Status definitions
- Unidentified: Funding source has not yet been determined
 - Identified: Funding source has been found, but not yet requested
 - Applied: Grant or loan application has been submitted, or budget has been requested
 - Awarded: Grant or loan has been offered but the contract has not yet been signed or budget has not yet been approved by Council
 - Encumbered: Project contract has been signed and funds have been allocated to spend on the project

Water/Water Mains

NSC - Trumpet Area Water Reroute

WAT-2020-13

Executive Summary

Remove and relocate water mains as needed to support the NSC Trumpet area construction including the area from I-90 to Sprague and Lacey to Freya. Install new 48' water transmission main from intersection of Freya & Alki to 3rd Ave & Lacey. The 48' pipe is a betterment and will be funded by the City

Project Justification

This project will be completed in support of the NSC

This project meets the following comprehensive plan goals and/or policies:

CFU 1.2 Operational Efficiency, Require the development of capital improvement projects that either improve the city's operational efficiency or reduce costs by increasing the capacity, use, and/or life expectancy of existing facilities.

Location

Other Location

I-90 to Sprague, Lacey St to Freya St

Project Status

Active

This project is currently in the planning stages.

External Factors

Design and construction schedule of WSDOT NSC Sprague Ave to Spokane River Phase II project.

Maintenance

Maintenance of capital facilities, buildings and infrastructure has an impact on a Department's operating budget, and thus routine maintenance costs for new and ongoing projects are identified in the table below.

	2021	2022	2023	2024	2025	2026	Total
Expected Annual Maintenance	\$0	\$0	\$0	\$0	\$0	\$0	\$0

Maintenance Comments

Water/Water Mains

NSC - Trumpet Area Water Reroute

WAT-2020-13

Spending

Project Phase	Prior Spending	2020	Estimated Spending							Total
			2021	2022	2023	2024	2025	2026	6 Year Total	
Construction	\$0	\$0	\$0	\$0	\$9,225,000	\$0	\$0	\$0	\$9,225,000	\$9,225,000
Design	\$0	\$0	\$0	\$885,000	\$0	\$0	\$0	\$0	\$885,000	\$885,000
Planning	\$0	\$0	\$37,000	\$0	\$0	\$0	\$0	\$0	\$37,000	\$37,000
Total	\$0	\$0	\$37,000	\$885,000	\$9,225,000	\$0	\$0	\$0	\$10,147,000	\$10,147,000

Funding

Funding Name	Source	Status*	Prior Funding	2020	Estimated Funding							Total
					2021	2022	2023	2024	2025	2026	6 Year Total	
Grant WSDOT	State	Funded	\$0	\$0	\$15,000	\$385,000	\$4,025,000	\$0	\$0	\$0	\$4,425,000	\$4,425,000
Utility Rates-IC	Local	Funded	\$0	\$0	\$22,000	\$500,000	\$5,200,000	\$0	\$0	\$0	\$5,722,000	\$5,722,000
Total			\$0	\$0	\$37,000	\$885,000	\$9,225,000	\$0	\$0	\$0	\$10,147,000	\$10,147,000

- *Status definitions
- Unidentified: Funding source has not yet been determined
 - Identified: Funding source has been found, but not yet requested
 - Applied: Grant or loan application has been submitted, or budget has been requested
 - Awarded: Grant or loan has been offered but the contract has not yet been signed or budget has not yet been approved by Council
 - Encumbered: Project contract has been signed and funds have been allocated to spend on the project

Water/Water Mains
NSC Cleveland, Grace, Greene Avenue Transmission Mains
WAT-2017-37

Executive Summary

Cleveland Avenue transmission main is a replacement of 36-inch transmission main with casings under NSC and BNSF. Grace Avenue transmission main replacement is a new 30-inch transmission main with casings under NSC and BNSF relocated to Cleveland. Greene St. 30-inch transmission relocation.

Project Justification

Replace and encase the existing transmission mains as part of the WSDOT construction of the North-South Freeway. Grace Avenue main will be relocated to Cleveland and connect at Regal/Buckeye. This is outside NSC project, but necessary replacement due to age and will be considered a betterment.

This project meets the following comprehensive plan goals and/or policies:

CFU 3.2 – Coordination of utility installations

Location

Other Location

Cleveland Avenue from Ralph to West of Greene Street; Grace Avenue from Ralph Street to Regal/Buckeye; Greene St. from Jackson Avenue to Cleveland Avenue.

Project Status

Active

Scope and estimate are being developed. Project 2017156 (Cleveland Ave) and 2017158 (Grace Avenue)

External Factors

Coordination with DOT construction of the North-South Freeway. Main outages for connections limited from October 1 to April 1. Existing transmission main to remain in service until connections are made at Market Street, Haven Street and Ralph Street.

Maintenance

Maintenance of capital facilities, buildings and infrastructure has an impact on a Department's operating budget, and thus routine maintenance costs for new and ongoing projects are identified in the table below.

	2021	2022	2023	2024	2025	2026	Total
Expected Annual Maintenance	\$0	\$0	\$0	\$0	\$0	\$0	\$0

Maintenance Comments

Water/Water Mains
NSC Cleveland, Grace, Greene Avenue Transmission Mains
WAT-2017-37

Spending

Project Phase	Prior Spending	2020	Estimated Spending							Total
			2021	2022	2023	2024	2025	2026	6 Year Total	
Construction	\$0	\$5,500,000	\$250,000	\$0	\$0	\$0	\$0	\$0	\$250,000	\$5,750,000
Design	\$0	\$525,000	\$0	\$0	\$0	\$0	\$0	\$0	\$0	\$525,000
Total	\$0	\$6,025,000	\$250,000	\$0	\$0	\$0	\$0	\$0	\$250,000	\$6,275,000

Funding

Funding Name	Source	Status*	Prior Funding	2020	Estimated Funding							Total
					2021	2022	2023	2024	2025	2026	6 Year Total	
Grant WSDOT	State	Funded	\$0	\$4,113,000	\$250,000	\$0	\$0	\$0	\$0	\$0	\$250,000	\$4,363,000
Utility Rates-IC	Local	Funded	\$0	\$1,912,000	\$0	\$0	\$0	\$0	\$0	\$0	\$0	\$1,912,000
Total			\$0	\$6,025,000	\$250,000	\$0	\$0	\$0	\$0	\$0	\$250,000	\$6,275,000

*Status definitions

- Unidentified: Funding source has not yet been determined
- Identified: Funding source has been found, but not yet requested
- Applied: Grant or loan application has been submitted, or budget has been requested
- Awarded: Grant or loan has been offered but the contract has not yet been signed or budget has not yet been approved by Council
- Encumbered: Project contract has been signed and funds have been allocated to spend on the project

Water/Water Mains
NSC Jackson Avenue, Market to Ralph
WAT-2017-32

Executive Summary

A new 8-inch water pipe in an 18-inch casing will be installed under the new highway.

Project Justification

Construction of the North Spokane Corridor (NSC) project requires replacing the water main in Jackson Avenue. The pipe will be installed in a casing beneath the NSC freeway.

This project meets the following comprehensive plan goals and/or policies:

CFU 3.2 – utility installations

Location

Other Location

Jackson Avenue from Market Street to Ralph Street

Project Status

Active

Planning/design stage. Coordination with WSDOT on the North Spokane Corridor (NSC) project is on-going. Project 2017159

External Factors

Coordination with the North Spokane Corridor project.

Maintenance

Maintenance of capital facilities, buildings and infrastructure has an impact on a Department's operating budget, and thus routine maintenance costs for new and ongoing projects are identified in the table below.

	2021	2022	2023	2024	2025	2026	Total
Expected Annual Maintenance	\$0	\$0	\$0	\$0	\$0	\$0	\$0

Maintenance Comments

Water/Water Mains

NSC Jackson Avenue, Market to Ralph

WAT-2017-32

Spending

Project Phase	Prior Spending	2020	Estimated Spending							Total
			2021	2022	2023	2024	2025	2026	6 Year Total	
Construction	\$0	\$220,000	\$10,000	\$0	\$0	\$0	\$0	\$0	\$10,000	\$230,000
Design	\$4,416	\$14,000	\$0	\$0	\$0	\$0	\$0	\$0	\$0	\$18,416
Total	\$4,416	\$234,000	\$10,000	\$0	\$0	\$0	\$0	\$0	\$10,000	\$248,416

Funding

Funding Name	Source	Status*	Prior Funding	2020	Estimated Funding							Total
					2021	2022	2023	2024	2025	2026	6 Year Total	
Grant WSDOT	State	Funded	\$4,416	\$234,000	\$10,000	\$0	\$0	\$0	\$0	\$0	\$10,000	\$248,416
Total			\$4,416	\$234,000	\$10,000	\$0	\$0	\$0	\$0	\$0	\$10,000	\$248,416

- *Status definitions
- Unidentified: Funding source has not yet been determined
 - Identified: Funding source has been found, but not yet requested
 - Applied: Grant or loan application has been submitted, or budget has been requested
 - Awarded: Grant or loan has been offered but the contract has not yet been signed or budget has not yet been approved by Council
 - Encumbered: Project contract has been signed and funds have been allocated to spend on the project

Water/Water Mains
NSC North Hill Loop Water Mains
WAT-2017-35

Executive Summary

Install new 8-inch water pipe to provide water service adjacent to the new NSC highway and provide a loop connection between distribution systems on each side of the BNSF RR and NSC. Project is being constructed with Euclid Ave. Water (2017160) and Sewer (2017157).

Project Justification

Construction of the North Spokane Corridor (NSC) project requires replacing the water distribution mains crossing the future highway. To supply water to this area, the 6-inch pipes on Bridgeport Avenue and Liberty Avenue will be replaced with pipes in Market and Ralph Street.

This project meets the following comprehensive plan goals and/or policies:

CFU 3.2 – Coordination of utility installations

Location

Other Location

Market Street from Euclid to Bridgeport Ave and Ralph Street from Euclid to Courtland Ave

Project Status

Active

Project under construction Spring/Summer 2019. Coordination with WSDOT on the North Spokane Corridor (NSC) project is on-going. Project 2017183

External Factors

Coordination with the North Spokane Corridor project. This looping can happen any time of year but should be done shortly after or before the distribution mains are removed in Liberty Avenue and Bridgeport Avenue.

Maintenance

Maintenance of capital facilities, buildings and infrastructure has an impact on a Department’s operating budget, and thus routine maintenance costs for new and ongoing projects are identified in the table below.

	2021	2022	2023	2024	2025	2026	Total
Expected Annual Maintenance	\$0	\$0	\$0	\$0	\$0	\$0	\$0

Maintenance Comments

Water/Water Mains

NSC North Hill Loop Water Mains

WAT-2017-35

Spending

Project Phase	Prior Spending	2020	Estimated Spending							Total
			2021	2022	2023	2024	2025	2026	6 Year Total	
Construction	\$0	\$10,000	\$10,000	\$0	\$0	\$0	\$0	\$0	\$10,000	\$20,000
Design	\$34,462	\$0	\$0	\$0	\$0	\$0	\$0	\$0	\$0	\$34,462
Total	\$34,462	\$10,000	\$10,000	\$0	\$0	\$0	\$0	\$0	\$10,000	\$54,462

Funding

Funding Name	Source	Status*	Prior Funding	2020	Estimated Funding							Total
					2021	2022	2023	2024	2025	2026	6 Year Total	
Grant WSDOT	State	Funded	\$34,462	\$10,000	\$10,000	\$0	\$0	\$0	\$0	\$0	\$10,000	\$54,462
Total			\$34,462	\$10,000	\$10,000	\$0	\$0	\$0	\$0	\$0	\$10,000	\$54,462

- *Status definitions
- Unidentified: Funding source has not yet been determined
 - Identified: Funding source has been found, but not yet requested
 - Applied: Grant or loan application has been submitted, or budget has been requested
 - Awarded: Grant or loan has been offered but the contract has not yet been signed or budget has not yet been approved by Council
 - Encumbered: Project contract has been signed and funds have been allocated to spend on the project

Water/Water Mains**NSC Planning from Interstate 90 to Sprague Avenue**

WAT-2019-28

Executive Summary

Utility planning for relocation, protection, or upgrade of water utility facilities near the planned North Spokane Corridor. This planning project will start in 2019 and continue through 2022.

Project Justification

To relocate or protect water facilities due to conflicts with planned North Spokane Corridor construction.

This project meets the following comprehensive plan goals and/or policies:

CFU 1 - Adequate Public Facilities and Services; CFU 3 - Coordination

Location

Other Location

Sprague Avenue to 4th Avenue and Perry Street to Havana Street.

Project Status

Active

Planning to start 2019. Ongoing coordination with WSDOT for North Spokane Corridor (NSC). Project 2018164.

External Factors

Construction schedule and sequencing of the North Spokane Corridor.

Maintenance

Maintenance of capital facilities, buildings and infrastructure has an impact on a Department's operating budget, and thus routine maintenance costs for new and ongoing projects are identified in the table below.

	2021	2022	2023	2024	2025	2026	Total
Expected Annual Maintenance	\$0	\$0	\$0	\$0	\$0	\$0	\$0

Maintenance Comments

Water/Water Mains
NSC Planning from Interstate 90 to Sprague Avenue
WAT-2019-28

Spending

Project Phase	Prior Spending	2020	Estimated Spending							Total
			2021	2022	2023	2024	2025	2026	6 Year Total	
Planning	\$0	\$10,000	\$7,000	\$5,000	\$0	\$0	\$0	\$0	\$12,000	\$22,000
Total	\$0	\$10,000	\$7,000	\$5,000	\$0	\$0	\$0	\$0	\$12,000	\$22,000

Funding

Funding Name	Source	Status*	Prior Funding	2020	Estimated Funding							Total
					2021	2022	2023	2024	2025	2026	6 Year Total	
Grant WSDOT	State	Funded	\$0	\$10,000	\$7,000	\$5,000	\$0	\$0	\$0	\$0	\$12,000	\$22,000
Total			\$0	\$10,000	\$7,000	\$5,000	\$0	\$0	\$0	\$0	\$12,000	\$22,000

*Status definitions

- Unidentified: Funding source has not yet been determined
- Identified: Funding source has been found, but not yet requested
- Applied: Grant or loan application has been submitted, or budget has been requested
- Awarded: Grant or loan has been offered but the contract has not yet been signed or budget has not yet been approved by Council
- Encumbered: Project contract has been signed and funds have been allocated to spend on the project

Water/Water Mains**NSC Planning from Spokane River to Sprague Avenue**

WAT-2019-10

Executive Summary

Utility planning for relocation, protection or upgrade of water utility facilities near the planned North Spokane Corridor. This planning project will occur from 2019 to 2022.

Project Justification

To relocate or protect water facilities due to conflicts with planned North Spokane Corridor construction.

This project meets the following comprehensive plan goals and/or policies:

CFU 1 - Adequate Public Facilities and Services CFU 3 - Coordination

Location

Other Location

Spokane River to Sprague Avenue; Freya Street to Haven Street

Project Status

Active

Planning to start 2019. Ongoing coordination with WSDOT for North Spokane Corridor (NSC). Project 2018165.

External Factors**Maintenance**

Maintenance of capital facilities, buildings and infrastructure has an impact on a Department's operating budget, and thus routine maintenance costs for new and ongoing projects are identified in the table below.

	2021	2022	2023	2024	2025	2026	Total
Expected Annual Maintenance	\$0	\$0	\$0	\$0	\$0	\$0	\$0

Maintenance Comments

Water/Water Mains
NSC Planning from Spokane River to Sprague Avenue
WAT-2019-10

Spending

Project Phase	Prior Spending	2020	Estimated Spending							Total
			2021	2022	2023	2024	2025	2026	6 Year Total	
Planning	\$0	\$5,000	\$5,000	\$2,000	\$0	\$0	\$0	\$0	\$7,000	\$12,000
Total	\$0	\$5,000	\$5,000	\$2,000	\$0	\$0	\$0	\$0	\$7,000	\$12,000

Funding

Funding Name	Source	Status*	Prior Funding	2020	Estimated Funding							Total
					2021	2022	2023	2024	2025	2026	6 Year Total	
Grant WSDOT	State	Funded	\$0	\$5,000	\$5,000	\$2,000	\$0	\$0	\$0	\$0	\$7,000	\$12,000
Total			\$0	\$5,000	\$5,000	\$2,000	\$0	\$0	\$0	\$0	\$7,000	\$12,000

- *Status definitions
- Unidentified: Funding source has not yet been determined
 - Identified: Funding source has been found, but not yet requested
 - Applied: Grant or loan application has been submitted, or budget has been requested
 - Awarded: Grant or loan has been offered but the contract has not yet been signed or budget has not yet been approved by Council
 - Encumbered: Project contract has been signed and funds have been allocated to spend on the project

Water/Water Mains**NSC Rockwell Avenue Transmission Main**

WAT-2013-149

Executive Summary

The 24-inch steel transmission main in Lacrosse Avenue will be relocated one block north in Rockwell Avenue. The existing 6-inch water distribution main in Fairview Avenue will be replaced with an 8-inch. Pipes under the BNSF railroad and NSC freeway will be installed in steel casings.

Project Justification

The existing transmission and distribution mains will be replaced as part of the WSDOT construction of the North Spokane Corridor Freeway. The original Lacrosse main was installed in 1912 and is being relocated because parallel and adjacent installation could damage the fragile pipe condition.

This project meets the following comprehensive plan goals and/or policies:

CFU 3.2 – Coordination of utility installations; ED 6.1 – Infrastructure utilization ED 6.5 – Infrastructure maintenance

Location

Other Location

Rockwell Avenue from Regal Street to Freya Street; Fairview Avenue from Market Street to Ralph Street

Project Status

Active

Design complete, construction in Spring/Summer 2019. Coordination with WSDOT on the North Spokane Corridor (NSC) project is on-going. Project 2017154 and 2018070

External Factors

Coordination with WSDOT construction of the North Spokane Corridor Freeway. Main outages for connections limited from October 1 to April 1. The proposed alignment will only require the main to be shut off during connections.

Maintenance

Maintenance of capital facilities, buildings and infrastructure has an impact on a Department's operating budget, and thus routine maintenance costs for new and ongoing projects are identified in the table below.

	2021	2022	2023	2024	2025	2026	Total
Expected Annual Maintenance	\$0	\$0	\$0	\$0	\$0	\$0	\$0

Maintenance Comments

Water/Water Mains
NSC Rockwell Avenue Transmission Main
WAT-2013-149

Spending

Project Phase	Prior Spending	2020	Estimated Spending							Total
			2021	2022	2023	2024	2025	2026	6 Year Total	
Construction	\$0	\$25,000	\$10,000	\$0	\$0	\$0	\$0	\$0	\$10,000	\$35,000
Design	\$87,043	\$5,000	\$0	\$0	\$0	\$0	\$0	\$0	\$0	\$92,043
Total	\$87,043	\$30,000	\$10,000	\$0	\$0	\$0	\$0	\$0	\$10,000	\$127,043

Funding

Funding Name	Source	Status*	Prior Funding	2020	Estimated Funding							Total
					2021	2022	2023	2024	2025	2026	6 Year Total	
Grant WSDOT	State	Funded	\$87,043	\$30,000	\$10,000	\$0	\$0	\$0	\$0	\$0	\$10,000	\$127,043
Total			\$87,043	\$30,000	\$10,000	\$0	\$0	\$0	\$0	\$0	\$10,000	\$127,043

*Status definitions

- Unidentified: Funding source has not yet been determined
- Identified: Funding source has been found, but not yet requested
- Applied: Grant or loan application has been submitted, or budget has been requested
- Awarded: Grant or loan has been offered but the contract has not yet been signed or budget has not yet been approved by Council
- Encumbered: Project contract has been signed and funds have been allocated to spend on the project

Water/Water Mains
NSC Rowan Avenue Casing
WAT-2017-38

Executive Summary

Install 36-inch casing under the NSC Freeway and BNSF tracks for future water mains. Replace existing distribution mains with new 8-inch mains from Haven to Market and Freya to Myrtle.

Project Justification

The casings will provide for future growth, redundancy, and flexibility in the water system. Water distribution replaces 100+ year old cast iron (Haven to Market) and 70 year old cast iron (Freya to Myrtle).

This project meets the following comprehensive plan goals and/or policies:

CFU 3.2 – Coordination of utility installations; ED 6.1 – Infrastructure utilization ED 6.5 – Infrastructure maintenance

Location

Other Location

NSC and Rowan Avenue for casings. Rowan water distribution replacement: Haven to Market and Freya to Myrtle.

Project Status

Active

Project in design. Construction planned for late 2019 and early 2020. Coordination with WSDOT for the North Spokane Corridor (NCS) Freeway project is on-going. Project 2018071

External Factors

North Spokane Corridor Freeway construction.

Maintenance

Maintenance of capital facilities, buildings and infrastructure has an impact on a Department's operating budget, and thus routine maintenance costs for new and ongoing projects are identified in the table below.

	2021	2022	2023	2024	2025	2026	Total
Expected Annual Maintenance	\$0	\$0	\$0	\$0	\$0	\$0	\$0

Maintenance Comments

Water/Water Mains
NSC Rowan Avenue Casing
WAT-2017-38

Spending

Project Phase	Prior Spending	2020	Estimated Spending							Total
			2021	2022	2023	2024	2025	2026	6 Year Total	
Construction	\$0	\$1,715,000	\$5,000	\$0	\$0	\$0	\$0	\$0	\$5,000	\$1,720,000
Design	\$1,163	\$25,000	\$0	\$0	\$0	\$0	\$0	\$0	\$0	\$26,163
Total	\$1,163	\$1,740,000	\$5,000	\$0	\$0	\$0	\$0	\$0	\$5,000	\$1,746,163

Funding

Funding Name	Source	Status*	Prior Funding	2020	Estimated Funding							Total
					2021	2022	2023	2024	2025	2026	6 Year Total	
Utility Rates-IC	State	Funded	\$1,163	\$1,740,000	\$5,000	\$0	\$0	\$0	\$0	\$0	\$5,000	\$1,746,163
Total			\$1,163	\$1,740,000	\$5,000	\$0	\$0	\$0	\$0	\$0	\$5,000	\$1,746,163

*Status definitions

- Unidentified: Funding source has not yet been determined
- Identified: Funding source has been found, but not yet requested
- Applied: Grant or loan application has been submitted, or budget has been requested
- Awarded: Grant or loan has been offered but the contract has not yet been signed or budget has not yet been approved by Council
- Encumbered: Project contract has been signed and funds have been allocated to spend on the project

Water/Water Mains
NSC Wellesley Ave Transmission Main
WAT-2015-118

Executive Summary

The existing 1912 and 1926 steel water main will be replaced with a 30-inch ductile iron water main as required by construction of the North Spokane Corridor Freeway.

Project Justification

The existing main, in part or in whole, is riveted steel from the 1910's and 1920's. Construction of the North Spokane Corridor (NSC) project requires replacing the water main.

This project meets the following comprehensive plan goals and/or policies:
CFU 1.2 Operational Efficiency; CFU 3.2 Coordination of Utility Installations;

Location

Other Location
East Wellesley Avenue from East of Market Street to West of North Freya Street

Project Status

Active
Design complete. Construction late 2019. Coordination with WSDOT on the North Spokane Corridor (NSC) Freeway project is on-going. Project 2017155.

External Factors

Coordination of the construction of the NSC project and other utilities.

Maintenance

Maintenance of capital facilities, buildings and infrastructure has an impact on a Department's operating budget, and thus routine maintenance costs for new and ongoing projects are identified in the table below.

	2021	2022	2023	2024	2025	2026	Total
Expected Annual Maintenance	\$0	\$0	\$0	\$0	\$0	\$0	\$0

Maintenance Comments

Water/Water Mains
NSC Wellesley Ave Transmission Main
WAT-2015-118

Spending

Project Phase	Prior Spending	2020	Estimated Spending							Total
			2021	2022	2023	2024	2025	2026	6 Year Total	
Construction	\$0	\$10,000	\$10,000	\$0	\$0	\$0	\$0	\$0	\$10,000	\$20,000
Design	\$129,482	\$0	\$0	\$0	\$0	\$0	\$0	\$0	\$0	\$129,482
Total	\$129,482	\$10,000	\$10,000	\$0	\$0	\$0	\$0	\$0	\$10,000	\$149,482

Funding

Funding Name	Source	Status*	Prior Funding	2020	Estimated Funding							Total
					2021	2022	2023	2024	2025	2026	6 Year Total	
Grant WSDOT	State	Funded	\$129,482	\$10,000	\$10,000	\$0	\$0	\$0	\$0	\$0	\$10,000	\$149,482
Total			\$129,482	\$10,000	\$10,000	\$0	\$0	\$0	\$0	\$0	\$10,000	\$149,482

*Status definitions

- Unidentified: Funding source has not yet been determined
- Identified: Funding source has been found, but not yet requested
- Applied: Grant or loan application has been submitted, or budget has been requested
- Awarded: Grant or loan has been offered but the contract has not yet been signed or budget has not yet been approved by Council
- Encumbered: Project contract has been signed and funds have been allocated to spend on the project

Water/Water Mains
NSC Wellesley Avenue PH2 - Haven Street to Market Street
WAT-2019-51

Executive Summary

This project will replace and lower the transmission and distribution mains due to lowering of Wellesley Ave. as part of the WSDOT North Spokane Corridor (NSC) project. The project will be constructed with the Wellesley Ave. street reconstruction work. Design: 2019. Construction: 2020.

Project Justification

The transmission and distribution mains need to be replaced and lowered due to lowering the profile of Wellesley Avenue and Market Street.

This project meets the following comprehensive plan goals and/or policies:

Meets Transportation goal G. Maximize Public Benefits and Fiscal Responsibility With Integration by integrating street work with major utility updates and by coordinating with the North Spokane Corridor project under WSDOT's purview.

Location

Other Location
Wellesley Avenue from Haven Street to Market Street.

Project Status

Active
Preliminary design is underway. Project construction will be coordinated with WSDOT North Spokane Corridor (NSC) work.

External Factors

NSC delivery schedule requires this work to occur within an appropriate timeframe. The expectation is to construct this project while Wellesley Ave. east of Market St. is closed for NSC construction.

Maintenance

Maintenance of capital facilities, buildings and infrastructure has an impact on a Department's operating budget, and thus routine maintenance costs for new and ongoing projects are identified in the table below.

	2021	2022	2023	2024	2025	2026	Total
Expected Annual Maintenance	\$0	\$0	\$0	\$0	\$0	\$0	\$0

Maintenance Comments

Water/Water Mains
NSC Wellesley Avenue PH2 - Haven Street to Market Street
WAT-2019-51

Spending

Project Phase	Prior Spending	2020	Estimated Spending							Total
			2021	2022	2023	2024	2025	2026	6 Year Total	
Construction	\$0	\$30,000	\$365,000	\$10,000	\$0	\$0	\$0	\$0	\$375,000	\$405,000
Design	\$0	\$40,000	\$10,000	\$0	\$0	\$0	\$0	\$0	\$10,000	\$50,000
Total	\$0	\$70,000	\$375,000	\$10,000	\$0	\$0	\$0	\$0	\$385,000	\$455,000

Funding

Funding Name	Source	Status*	Prior Funding	2020	Estimated Funding							Total
					2021	2022	2023	2024	2025	2026	6 Year Total	
Grant WSDOT	State	Funded	\$0	\$70,000	\$375,000	\$10,000	\$0	\$0	\$0	\$0	\$385,000	\$455,000
Total			\$0	\$70,000	\$375,000	\$10,000	\$0	\$0	\$0	\$0	\$385,000	\$455,000

*Status definitions

- Unidentified: Funding source has not yet been determined
- Identified: Funding source has been found, but not yet requested
- Applied: Grant or loan application has been submitted, or budget has been requested
- Awarded: Grant or loan has been offered but the contract has not yet been signed or budget has not yet been approved by Council
- Encumbered: Project contract has been signed and funds have been allocated to spend on the project

Water/Water Mains

Post Street Bridge Water Main

WAT-2015-121

Executive Summary

An 18-inch water main will be installed in the reconstructed Post Street Bridge. This project also included water pipeline connections and relocation associated with the north and south bridge landings as well as realignment of the waterline in Post Street south of the bridge to the crosswalk.

Project Justification

The Post Street Bridge previously had a water main in it, but long ago became unserviceable. Reestablishment of a water connection across the river at this point would increase reliability and redundancy of the downtown water system.

This project meets the following comprehensive plan goals and/or policies:

CFU 1.2: Operational Efficiency. The project creates a redundant distribution line across the Spokane River. CFU 3.2: Coordination of Utility Installations. This is an integrated project with other infrastructure components.

Location

Other Location

Post Street Bridge

Project Status

Active

Scoping level estimates have been completed. The bridge project may be constructed with an alternate delivery method.

External Factors

Coordination with the bridge project.

Maintenance

Maintenance of capital facilities, buildings and infrastructure has an impact on a Department's operating budget, and thus routine maintenance costs for new and ongoing projects are identified in the table below.

	2021	2022	2023	2024	2025	2026	Total
Expected Annual Maintenance	\$0	\$0	\$0	\$0	\$0	\$0	\$0

Maintenance Comments

Water/Water Mains

Post Street Bridge Water Main

WAT-2015-121

Spending

Project Phase	Prior Spending	2020	Estimated Spending							Total
			2021	2022	2023	2024	2025	2026	6 Year Total	
Construction	\$0	\$0	\$685,000	\$0	\$0	\$0	\$0	\$0	\$685,000	\$685,000
Design	\$57,363	\$0	\$0	\$0	\$0	\$0	\$0	\$0	\$0	\$57,363
Total	\$57,363	\$0	\$685,000	\$0	\$0	\$0	\$0	\$0	\$685,000	\$742,363

Funding

Funding Name	Source	Status*	Prior Funding	2020	Estimated Funding							Total
					2021	2022	2023	2024	2025	2026	6 Year Total	
Utility Rates-IC	Local	Funded	\$57,363	\$0	\$685,000	\$0	\$0	\$0	\$0	\$0	\$685,000	\$742,363
Total			\$57,363	\$0	\$685,000	\$0	\$0	\$0	\$0	\$0	\$685,000	\$742,363

*Status definitions

- Unidentified: Funding source has not yet been determined
- Identified: Funding source has been found, but not yet requested
- Applied: Grant or loan application has been submitted, or budget has been requested
- Awarded: Grant or loan has been offered but the contract has not yet been signed or budget has not yet been approved by Council
- Encumbered: Project contract has been signed and funds have been allocated to spend on the project

Water/Water Mains
Ray St., 17th to Hartson Ave, Main Replacement
WAT-2015-115

Executive Summary

The 1936 steel water main will be replaced with 36-inch ductile iron pipe.

Project Justification

The existing transmission main is believed to be in poor shape, and at the end of its useful life. A pipe assessment has been initiated to better understand its condition.

This project meets the following comprehensive plan goals and/or policies:

CFU 1.3 Maintenance CFU 3.2 Coordination of Utility Installations

Location

Other Location

Ray Street, from approximately Ray Street Well to 17th Ave.

Project Status

Active

Initial estimates are complete; no additional right of way is necessary.

External Factors

Pipe assessment will determine how much of the pipe needs to be replaced.

Maintenance

Maintenance of capital facilities, buildings and infrastructure has an impact on a Department's operating budget, and thus routine maintenance costs for new and ongoing projects are identified in the table below.

	2021	2022	2023	2024	2025	2026	Total
Expected Annual Maintenance	\$0	\$0	\$0	\$0	\$0	\$0	\$0

Maintenance Comments

Water/Water Mains
Ray St., 17th to Hartson Ave, Main Replacement
WAT-2015-115

Spending

Project Phase	Prior Spending	2020	Estimated Spending							Total
			2021	2022	2023	2024	2025	2026	6 Year Total	
Construction	\$0	\$325,000	\$900,000	\$800,000	\$0	\$0	\$0	\$0	\$1,700,000	\$2,025,000
Design	\$0	\$120,000	\$0	\$0	\$0	\$0	\$0	\$0	\$0	\$120,000
Total	\$0	\$445,000	\$900,000	\$800,000	\$0	\$0	\$0	\$0	\$1,700,000	\$2,145,000

Funding

Funding Name	Source	Status*	Prior Funding	2020	Estimated Funding							Total
					2021	2022	2023	2024	2025	2026	6 Year Total	
Utility Rates-IC	Local	Funded	\$0	\$445,000	\$900,000	\$800,000	\$0	\$0	\$0	\$0	\$1,700,000	\$2,145,000
Total			\$0	\$445,000	\$900,000	\$800,000	\$0	\$0	\$0	\$0	\$1,700,000	\$2,145,000

*Status definitions

- Unidentified: Funding source has not yet been determined
- Identified: Funding source has been found, but not yet requested
- Applied: Grant or loan application has been submitted, or budget has been requested
- Awarded: Grant or loan has been offered but the contract has not yet been signed or budget has not yet been approved by Council
- Encumbered: Project contract has been signed and funds have been allocated to spend on the project

Water/Water Mains

Riverside Ave, Monroe St to Wall St

WAT-2017-24

Executive Summary

The existing 8-inch cast iron main between Monroe and Bernard will be removed and replaced with a 12-inch pipe. Work to include replacement of associated galvanized water service laterals.

Project Justification

This project will be integrated into the planned Riverside Avenue street improvement project and will replace main and laterals that are over 100 years old and would have a high probability of damage during street construction.

This project meets the following comprehensive plan goals and/or policies:

CFU 3.2 – Coordination of utility installations

Location

Other Location

Riverside Avenue between Monroe St and Wall St

Project Status

Active

Project is the in planning stage. Public outreach began in 2018.

External Factors

Riverside Avenue street project construction.

Maintenance

Maintenance of capital facilities, buildings and infrastructure has an impact on a Department's operating budget, and thus routine maintenance costs for new and ongoing projects are identified in the table below.

	2021	2022	2023	2024	2025	2026	Total
Expected Annual Maintenance	\$0	\$0	\$0	\$0	\$0	\$0	\$0

Maintenance Comments

Water/Water Mains
Riverside Ave, Monroe St to Wall St
WAT-2017-24

Spending

Project Phase	Prior Spending	2020	Estimated Spending							Total
			2021	2022	2023	2024	2025	2026	6 Year Total	
Construction	\$0	\$0	\$0	\$0	\$264,000	\$0	\$0	\$0	\$264,000	\$264,000
Design	\$0	\$0	\$0	\$39,000	\$0	\$0	\$0	\$0	\$39,000	\$39,000
Total	\$0	\$0	\$0	\$39,000	\$264,000	\$0	\$0	\$0	\$303,000	\$303,000

Funding

Funding Name	Source	Status*	Prior Funding	2020	Estimated Funding							Total
					2021	2022	2023	2024	2025	2026	6 Year Total	
Utility Rates-IC	Local	Funded	\$0	\$0	\$0	\$39,000	\$264,000	\$0	\$0	\$0	\$303,000	\$303,000
Total			\$0	\$0	\$0	\$39,000	\$264,000	\$0	\$0	\$0	\$303,000	\$303,000

*Status definitions

- Unidentified: Funding source has not yet been determined
- Identified: Funding source has been found, but not yet requested
- Applied: Grant or loan application has been submitted, or budget has been requested
- Awarded: Grant or loan has been offered but the contract has not yet been signed or budget has not yet been approved by Council
- Encumbered: Project contract has been signed and funds have been allocated to spend on the project

Water/Water Mains

Riverside Ave, Washington St. to Division St.

WAT-2017-23

Executive Summary

The existing 10-inch cast iron pipe will be removed and replaced with 12-inch ductile iron pipe with the street construction along the Central City Line route. Work to include replacement of associated galvanized water service laterals.

Project Justification

This project will be integrated into the planned Riverside Avenue street improvement project and will replace main and laterals that are over 100 years old and would have a high probability of damage during street construction.

This project meets the following comprehensive plan goals and/or policies:

CFU 3.2 – Coordination of utility installations

Location

Other Location

Riverside Avenue between Washington Street to Division Street

Project Status

Active

Project scope is being developed. Public outreach began in 2018.

External Factors

Riverside Avenue street project construction.

Maintenance

Maintenance of capital facilities, buildings and infrastructure has an impact on a Department's operating budget, and thus routine maintenance costs for new and ongoing projects are identified in the table below.

	2021	2022	2023	2024	2025	2026	Total
Expected Annual Maintenance	\$0	\$0	\$0	\$0	\$0	\$0	\$0

Maintenance Comments

Water/Water Mains
Riverside Ave, Washington St. to Division St.
WAT-2017-23

Spending

Project Phase	Prior Spending	2020	Estimated Spending							Total
			2021	2022	2023	2024	2025	2026	6 Year Total	
Construction	\$0	\$0	\$532,000	\$0	\$0	\$0	\$0	\$0	\$532,000	\$532,000
Design	\$0	\$63,000	\$0	\$0	\$0	\$0	\$0	\$0	\$0	\$63,000
Total	\$0	\$63,000	\$532,000	\$0	\$0	\$0	\$0	\$0	\$532,000	\$595,000

Funding

Funding Name	Source	Status*	Prior Funding	2020	Estimated Funding							Total
					2021	2022	2023	2024	2025	2026	6 Year Total	
Utility Rates-IC	Local	Funded	\$0	\$63,000	\$532,000	\$0	\$0	\$0	\$0	\$0	\$532,000	\$595,000
Total			\$0	\$63,000	\$532,000	\$0	\$0	\$0	\$0	\$0	\$532,000	\$595,000

*Status definitions

- Unidentified: Funding source has not yet been determined
- Identified: Funding source has been found, but not yet requested
- Applied: Grant or loan application has been submitted, or budget has been requested
- Awarded: Grant or loan has been offered but the contract has not yet been signed or budget has not yet been approved by Council
- Encumbered: Project contract has been signed and funds have been allocated to spend on the project

Water/Water Mains

SIA Transmission Line Crossing Under I-90

WAT-2017-27

Executive Summary

Construct approximately 3,200 feet of 30-inch ductile iron water transmission pipeline connecting the new Plains Booster Station to SIA Reservoirs. This includes a section under Interstate 90 in carrier pipe.

Project Justification

This project will connect booster stations to the SIA reservoir. The existing 18-inch will remain in service to work in conjunction with the new 30-inch line.

This project meets the following comprehensive plan goals and/or policies:

CFU 1.2 Operational Efficiency. This project will improve the operational efficiency by reducing required maintenance.
CFU 2.1 Available Public Facilities. Construction of this project will provide adequate infrastructure at the time of development.

Location

Other Location

I-90 near the existing Spotted Road 18-inch I-90 crossing.

Project Status

Active

Planning stages.

External Factors

WSDOT permitting and coordination.

Maintenance

Maintenance of capital facilities, buildings and infrastructure has an impact on a Department's operating budget, and thus routine maintenance costs for new and ongoing projects are identified in the table below.

	2021	2022	2023	2024	2025	2026	Total
Expected Annual Maintenance	\$0	\$0	\$0	\$0	\$0	\$0	\$0

Maintenance Comments

Water/Water Mains

SIA Transmission Line Crossing Under I-90

WAT-2017-27

Spending

Project Phase	Prior Spending	2020	Estimated Spending							Total
			2021	2022	2023	2024	2025	2026	6 Year Total	
Construction	\$0	\$0	\$0	\$3,000,000	\$3,000,000	\$0	\$0	\$0	\$6,000,000	\$6,000,000
Design	\$0	\$0	\$600,000	\$0	\$0	\$0	\$0	\$0	\$600,000	\$600,000
Total	\$0	\$0	\$600,000	\$3,000,000	\$3,000,000	\$0	\$0	\$0	\$6,600,000	\$6,600,000

Funding

Funding Name	Source	Status*	Prior Funding	2020	Estimated Funding							Total
					2021	2022	2023	2024	2025	2026	6 Year Total	
Utility Rates-IC	Local	Funded	\$0	\$0	\$600,000	\$3,000,000	\$3,000,000	\$0	\$0	\$0	\$6,600,000	\$6,600,000
Total			\$0	\$0	\$600,000	\$3,000,000	\$3,000,000	\$0	\$0	\$0	\$6,600,000	\$6,600,000

- *Status definitions
- Unidentified: Funding source has not yet been determined
 - Identified: Funding source has been found, but not yet requested
 - Applied: Grant or loan application has been submitted, or budget has been requested
 - Awarded: Grant or loan has been offered but the contract has not yet been signed or budget has not yet been approved by Council
 - Encumbered: Project contract has been signed and funds have been allocated to spend on the project

Water/Water Mains**South Gorge Trail Water Main Replacement**

WAT-2018-33

Executive Summary

This project would replace a portion of old cast iron distribution main that is in need of replacement in conjunction with a street and trail project in Clark Avenue. Construction in 2020 with most of the project cost occurring in that year.

Project Justification

This project would replace the existing pipeline with ductile iron, greatly increasing its useful life. The existing pipe is unlikely to survive the construction work in the right of way.

This project meets the following comprehensive plan goals and/or policies:

CFU 1.2 Operational Efficiency to increase the life expectancy of the water pipes

Location

Other Location

Clarke Avenue from Elm St. to approximately Latah Creek

Project Status

Active

Project estimate and charter have been completed. Design is underway. The project will be constructed in two phases, but the majority of the water main will be replaced in phase 1.

External Factors

Construction of the South Gorge Trail to be performed in two phases. Phase 1 to be constructed in 2019, Phase 2 to be constructed in 2020.

Maintenance

Maintenance of capital facilities, buildings and infrastructure has an impact on a Department's operating budget, and thus routine maintenance costs for new and ongoing projects are identified in the table below.

	2021	2022	2023	2024	2025	2026	Total
Expected Annual Maintenance	\$0	\$0	\$0	\$0	\$0	\$0	\$0

Maintenance Comments

Water/Water Mains

South Gorge Trail Water Main Replacement

WAT-2018-33

Spending

Project Phase	Prior Spending	2020	Estimated Spending							Total
			2021	2022	2023	2024	2025	2026	6 Year Total	
Construction	\$0	\$1,823,382	\$15,000	\$0	\$0	\$0	\$0	\$0	\$15,000	\$1,838,382
Design	\$179,618	\$0	\$0	\$0	\$0	\$0	\$0	\$0	\$0	\$179,618
Total	\$179,618	\$1,823,382	\$15,000	\$0	\$0	\$0	\$0	\$0	\$15,000	\$2,018,000

Funding

Funding Name	Source	Status*	Prior Funding	2020	Estimated Funding							Total
					2021	2022	2023	2024	2025	2026	6 Year Total	
Utility Rates-IC	Local	Funded	\$179,618	\$1,823,382	\$15,000	\$0	\$0	\$0	\$0	\$0	\$15,000	\$2,018,000
Total			\$179,618	\$1,823,382	\$15,000	\$0	\$0	\$0	\$0	\$0	\$15,000	\$2,018,000

*Status definitions

- Unidentified: Funding source has not yet been determined
- Identified: Funding source has been found, but not yet requested
- Applied: Grant or loan application has been submitted, or budget has been requested
- Awarded: Grant or loan has been offered but the contract has not yet been signed or budget has not yet been approved by Council
- Encumbered: Project contract has been signed and funds have been allocated to spend on the project

Water/Water Mains

Spokane Falls Blvd, Post to Division Street Main Replacement

WAT-2018-37

Executive Summary

The existing 16-inch water transmission mains will be replaced with 18-inch ductile iron water pipe as part of the road construction project.

Project Justification

The existing water cast iron pipes in this section Spokane Falls Boulevard are unlikely to survive construction. The 16-inch water main was installed in 1891.

This project meets the following comprehensive plan goals and/or policies:

CFU 1.3 Maintenance. This project will rehabilitate an existing capital facility. CFU 3.2 Utility Installation. This project will be constructed with a street project to reduce disruption and protect the infrastructure investment.

Location

Other Location

Spokane Falls Blvd, Post to Division Street

Project Status

Active

Facility updates have been identified. Preliminary cost has been estimated.

External Factors

Street construction project

Maintenance

Maintenance of capital facilities, buildings and infrastructure has an impact on a Department's operating budget, and thus routine maintenance costs for new and ongoing projects are identified in the table below.

	2021	2022	2023	2024	2025	2026	Total
Expected Annual Maintenance	\$0	\$0	\$0	\$0	\$0	\$0	\$0

Maintenance Comments

Water/Water Mains
Spokane Falls Blvd, Post to Division Street Main Replacement
WAT-2018-37

Spending

Project Phase	Prior Spending	2020	Estimated Spending							Total
			2021	2022	2023	2024	2025	2026	6 Year Total	
Construction	\$0	\$0	\$0	\$0	\$0	\$0	\$0	\$0	\$0	\$0
Design	\$0	\$0	\$0	\$0	\$0	\$0	\$75,000	\$0	\$75,000	\$75,000
Planning	\$0	\$0	\$0	\$0	\$10,000	\$0	\$0	\$0	\$10,000	\$10,000
Total	\$0	\$0	\$0	\$0	\$10,000	\$0	\$75,000	\$0	\$85,000	\$85,000

Funding

Funding Name	Source	Status*	Prior Funding	2020	Estimated Funding							Total
					2021	2022	2023	2024	2025	2026	6 Year Total	
Utility Rates-IC	Local	Funded	\$0	\$0	\$0	\$0	\$10,000	\$0	\$75,000	\$0	\$85,000	\$85,000
Total			\$0	\$0	\$0	\$0	\$10,000	\$0	\$75,000	\$0	\$85,000	\$85,000

- *Status definitions
- Unidentified: Funding source has not yet been determined
 - Identified: Funding source has been found, but not yet requested
 - Applied: Grant or loan application has been submitted, or budget has been requested
 - Awarded: Grant or loan has been offered but the contract has not yet been signed or budget has not yet been approved by Council
 - Encumbered: Project contract has been signed and funds have been allocated to spend on the project

Water/Water Mains
Sprague Avenue, Bernard to Scott, Main Replacement
WAT-2016-52

Executive Summary

This project replaces approximately 3,700 feet of 1894 cast iron transmission main and 1100 of cast iron distribution main installed in 1911. Construction west of Division Street is anticipated to occur with the street project.

Project Justification

The existing pipe was constructed in 1894 and is past its useful life. Replacement will be done with the street project.

This project meets the following comprehensive plan goals and/or policies:

CFU 3.2 Utility Installations with public street projects

Location

Other Location

The water line replacement is on Sprague Avenue between Browne and Hatch.

Project Status

Active

The project was divided into 2 phases. The construction contract has been awarded for phase 1. Design is underway for phase 2. Public outreach began in 2017. Project 2014155 and 2019113

External Factors

Construction of the street project.

Maintenance

Maintenance of capital facilities, buildings and infrastructure has an impact on a Department's operating budget, and thus routine maintenance costs for new and ongoing projects are identified in the table below.

	2021	2022	2023	2024	2025	2026	Total
Expected Annual Maintenance	\$0	\$0	\$0	\$0	\$0	\$0	\$0

Maintenance Comments

Water/Water Mains
Sprague Avenue, Bernard to Scott, Main Replacement
WAT-2016-52

Spending

Project Phase	Prior Spending	2020	Estimated Spending							Total
			2021	2022	2023	2024	2025	2026	6 Year Total	
Construction	\$426,090	\$97,950	\$753,960	\$20,000	\$0	\$0	\$0	\$0	\$773,960	\$1,298,000
Design	\$140,000	\$0	\$0	\$0	\$0	\$0	\$0	\$0	\$0	\$140,000
Total	\$566,090	\$97,950	\$753,960	\$20,000	\$0	\$0	\$0	\$0	\$773,960	\$1,438,000

Funding

Funding Name	Source	Status*	Prior Funding	2020	Estimated Funding							Total
					2021	2022	2023	2024	2025	2026	6 Year Total	
Utility Rates-IC	Local	Funded	\$566,090	\$97,950	\$753,960	\$20,000	\$0	\$0	\$0	\$0	\$773,960	\$1,438,000
Total			\$566,090	\$97,950	\$753,960	\$20,000	\$0	\$0	\$0	\$0	\$773,960	\$1,438,000

*Status definitions

- Unidentified: Funding source has not yet been determined
- Identified: Funding source has been found, but not yet requested
- Applied: Grant or loan application has been submitted, or budget has been requested
- Awarded: Grant or loan has been offered but the contract has not yet been signed or budget has not yet been approved by Council
- Encumbered: Project contract has been signed and funds have been allocated to spend on the project

Water/Water Mains

Thor and Freya, Hartson to Sprague Avenue Water Upgrades

WAT-2018-44

Executive Summary

Water main upgrades associated with the street project.

Project Justification

The street construction is planned to be concrete for Thor and Freya for this project. Utilities need to be upgraded for the life of the concrete pavement. Upgrades will be in conjunction with the street project.

This project meets the following comprehensive plan goals and/or policies:

CFU 3.2 Coordination of Utility Installations

Location

Other Location

Thor and Freya, Hartson to Sprague Avenue

Project Status

Active

Design is scheduled to begin in 2020.

External Factors

Maintenance

Maintenance of capital facilities, buildings and infrastructure has an impact on a Department's operating budget, and thus routine maintenance costs for new and ongoing projects are identified in the table below.

	2021	2022	2023	2024	2025	2026	Total
Expected Annual Maintenance	\$0	\$0	\$0	\$0	\$0	\$0	\$0

Maintenance Comments

Water/Water Mains
Thor and Freya, Hartson to Sprague Avenue Water Upgrades
WAT-2018-44

Spending

Project Phase	Prior Spending	2020	Estimated Spending							Total
			2021	2022	2023	2024	2025	2026	6 Year Total	
Construction	\$0	\$0	\$0	\$250,000	\$450,000	\$0	\$0	\$0	\$700,000	\$700,000
Design	\$0	\$25,000	\$25,000	\$0	\$0	\$0	\$0	\$0	\$25,000	\$50,000
Total	\$0	\$25,000	\$25,000	\$250,000	\$450,000	\$0	\$0	\$0	\$725,000	\$750,000

Funding

Funding Name	Source	Status*	Prior Funding	2020	Estimated Funding							Total
					2021	2022	2023	2024	2025	2026	6 Year Total	
Utility Rates-IC	Local	Funded	\$0	\$25,000	\$25,000	\$250,000	\$450,000	\$0	\$0	\$0	\$725,000	\$750,000
Total			\$0	\$25,000	\$25,000	\$250,000	\$450,000	\$0	\$0	\$0	\$725,000	\$750,000

- *Status definitions
- Unidentified: Funding source has not yet been determined
 - Identified: Funding source has been found, but not yet requested
 - Applied: Grant or loan application has been submitted, or budget has been requested
 - Awarded: Grant or loan has been offered but the contract has not yet been signed or budget has not yet been approved by Council
 - Encumbered: Project contract has been signed and funds have been allocated to spend on the project

Water/Water Mains

TJ Meenach Dr. Water Transmission Main; Bridge to NW Blvd

WAT-2015-104

Executive Summary

Approximately 1,700 feet of 18 inch cast iron transmission main will be replaced with the street project.

Project Justification

The roadway along this section is being completely reconstructed as part of other city projects, and this project will replace the aged 18-inch cast iron line with a new ductile iron water main. This will complete the renewal of the roadway system and insure system functionality for the next 100 years or more.

This project meets the following comprehensive plan goals and/or policies:

CFU 1.2 Operational Efficiency. This project will improve the operational efficiency by reducing required maintenance.
CFU 1.3 Maintenance. This project will rehabilitate an existing capital facility.

Location

Other Location

TJ Meenach Drive from the TJ Meenach Bridge to Northwest Blvd.

Project Status

Active

Initial estimates are complete. Project charter is underway.

External Factors

Coordination with the other elements of the integrated project and council action is required to approve funding this project.

Maintenance

Maintenance of capital facilities, buildings and infrastructure has an impact on a Department's operating budget, and thus routine maintenance costs for new and ongoing projects are identified in the table below.

	2021	2022	2023	2024	2025	2026	Total
Expected Annual Maintenance	\$0	\$0	\$0	\$0	\$0	\$0	\$0

Maintenance Comments

Water/Water Mains

TJ Meenach Dr. Water Transmission Main; Bridge to NW Blvd

WAT-2015-104

Spending

Project Phase	Prior Spending	2020	Estimated Spending							Total
			2021	2022	2023	2024	2025	2026	6 Year Total	
Construction	\$0	\$0	\$0	\$865,000	\$0	\$0	\$0	\$0	\$865,000	\$865,000
Design	\$0	\$0	\$143,000	\$0	\$0	\$0	\$0	\$0	\$143,000	\$143,000
Total	\$0	\$0	\$143,000	\$865,000	\$0	\$0	\$0	\$0	\$1,008,000	\$1,008,000

Funding

Funding Name	Source	Status*	Prior Funding	2020	Estimated Funding							Total
					2021	2022	2023	2024	2025	2026	6 Year Total	
Utility Rates-IC	Local	Funded	\$0	\$0	\$143,000	\$865,000	\$0	\$0	\$0	\$0	\$1,008,000	\$1,008,000
Total			\$0	\$0	\$143,000	\$865,000	\$0	\$0	\$0	\$0	\$1,008,000	\$1,008,000

*Status definitions

- Unidentified: Funding source has not yet been determined
- Identified: Funding source has been found, but not yet requested
- Applied: Grant or loan application has been submitted, or budget has been requested
- Awarded: Grant or loan has been offered but the contract has not yet been signed or budget has not yet been approved by Council
- Encumbered: Project contract has been signed and funds have been allocated to spend on the project

Water/Water Mains
Wellesley Avenue, Division to Nevada Street Main Replacement
WAT-2018-38

Executive Summary

The 6-inch and 8-inch water mains will be replaced with this street project. Planning in 2026. Construction and construction costs will occur in 2027.

Project Justification

The existing water distribution mains will be replaced as part of the road construction project.

This project meets the following comprehensive plan goals and/or policies:

CFU 1.3 Maintenance; CFU 2.1 Available Public Facilities

Location

Other Location

Wellesley Avenue, Division to Nevada Street

Project Status

Active

Facility updates have been identified. Preliminary cost has been estimated.

External Factors

Street construction project

Maintenance

Maintenance of capital facilities, buildings and infrastructure has an impact on a Department's operating budget, and thus routine maintenance costs for new and ongoing projects are identified in the table below.

	2021	2022	2023	2024	2025	2026	Total
Expected Annual Maintenance	\$0	\$0	\$0	\$0	\$0	\$0	\$0

Maintenance Comments

Water/Water Mains
Wellesley Avenue, Division to Nevada Street Main Replacement
WAT-2018-38

Spending

Project Phase	Prior Spending	2020	Estimated Spending							Total
			2021	2022	2023	2024	2025	2026	6 Year Total	
Construction	\$0	\$0	\$0	\$0	\$0	\$0	\$0	\$0	\$0	\$0
Design	\$0	\$0	\$0	\$0	\$0	\$0	\$0	\$0	\$0	\$0
Planning	\$0	\$0	\$0	\$0	\$0	\$0	\$0	\$5,000	\$5,000	\$5,000
Total	\$0	\$0	\$0	\$0	\$0	\$0	\$0	\$5,000	\$5,000	\$5,000

Funding

Funding Name	Source	Status*	Prior Funding	2020	Estimated Funding							Total
					2021	2022	2023	2024	2025	2026	6 Year Total	
Utility Rates-IC	Local	Funded	\$0	\$0	\$0	\$0	\$0	\$0	\$0	\$5,000	\$5,000	\$5,000
Total			\$0	\$0	\$0	\$0	\$0	\$0	\$0	\$5,000	\$5,000	\$5,000

- *Status definitions
- Unidentified: Funding source has not yet been determined
 - Identified: Funding source has been found, but not yet requested
 - Applied: Grant or loan application has been submitted, or budget has been requested
 - Awarded: Grant or loan has been offered but the contract has not yet been signed or budget has not yet been approved by Council
 - Encumbered: Project contract has been signed and funds have been allocated to spend on the project

Water/Water Mains

Wellesley Avenue, Freya to Havana Street Main Replacement

WAT-2018-43

Executive Summary

The existing water distribution mains will be replaced with 12-inch ductile iron water pipe as part of the street construction project.

Project Justification

The existing water cast iron pipes in this section Wellesley Avenue will be upgraded to a 12-inch water main west of Rebecca Street. The 12-inch water main to the east was installed in 1958 and is expected to be in good condition.

This project meets the following comprehensive plan goals and/or policies:

CFU 1.2 Operational Efficiency. This project will improve the operational efficiency by reducing required maintenance.
CFU 1.3 Maintenance. This project will rehabilitate an existing capital facility.

Location

Other Location

Wellesley Avenue, Freya to Havana

Project Status

Active

Facility updates have been identified. Preliminary cost has been estimated.

External Factors

Street construction project

Maintenance

Maintenance of capital facilities, buildings and infrastructure has an impact on a Department's operating budget, and thus routine maintenance costs for new and ongoing projects are identified in the table below.

	2021	2022	2023	2024	2025	2026	Total
Expected Annual Maintenance	\$0	\$0	\$0	\$0	\$0	\$0	\$0

Maintenance Comments

Water/Water Mains
Wellesley Avenue, Freya to Havana Street Main Replacement
WAT-2018-43

Spending

Project Phase	Prior Spending	2020	Estimated Spending							Total
			2021	2022	2023	2024	2025	2026	6 Year Total	
Construction	\$0	\$0	\$0	\$0	\$0	\$0	\$0	\$0	\$0	\$0
Design	\$0	\$0	\$0	\$0	\$0	\$0	\$0	\$70,000	\$70,000	\$70,000
Total	\$0	\$0	\$0	\$0	\$0	\$0	\$0	\$70,000	\$70,000	\$70,000

Funding

Funding Name	Source	Status*	Prior Funding	2020	Estimated Funding							Total
					2021	2022	2023	2024	2025	2026	6 Year Total	
Utility Rates-IC	Local	Funded	\$0	\$0	\$0	\$0	\$0	\$0	\$0	\$70,000	\$70,000	\$70,000
Total			\$0	\$0	\$0	\$0	\$0	\$0	\$0	\$70,000	\$70,000	\$70,000

*Status definitions

- Unidentified: Funding source has not yet been determined
- Identified: Funding source has been found, but not yet requested
- Applied: Grant or loan application has been submitted, or budget has been requested
- Awarded: Grant or loan has been offered but the contract has not yet been signed or budget has not yet been approved by Council
- Encumbered: Project contract has been signed and funds have been allocated to spend on the project

Water/Water Maintenance
16th Ave Transmission Main, Chestnut to Milton Booster
WAT-2014-163

Executive Summary

Replacement of a 30-inch steel transmission line

Project Justification

The existing steel line is exposed and vulnerable to failure. This project would replace the steel main with a buried ductile iron pipe.

This project meets the following comprehensive plan goals and/or policies:

CFU 1.3 Maintenance CFU 1.5 Utility Construction Standards

Location

Other Location

16th Ave and Chestnut crossing Latah Creek to 15th Ave and Milton

Project Status

Active

Planning stages

External Factors

Permitting as to what time of year the creek crossing would be allowed.

Maintenance

Maintenance of capital facilities, buildings and infrastructure has an impact on a Department's operating budget, and thus routine maintenance costs for new and ongoing projects are identified in the table below.

	2021	2022	2023	2024	2025	2026	Total
Expected Annual Maintenance	\$0	\$0	\$0	\$0	\$0	\$0	\$0

Maintenance Comments

Water/Water Maintenance
16th Ave Transmission Main, Chestnut to Milton Booster
WAT-2014-163

Spending

Project Phase	Prior Spending	2020	Estimated Spending							Total
			2021	2022	2023	2024	2025	2026	6 Year Total	
Construction	\$0	\$0	\$0	\$0	\$0	\$0	\$2,000,000	\$0	\$2,000,000	\$2,000,000
Design	\$0	\$0	\$0	\$0	\$0	\$0	\$0	\$0	\$0	\$0
Total	\$0	\$0	\$0	\$0	\$0	\$0	\$2,000,000	\$0	\$2,000,000	\$2,000,000

Funding

Funding Name	Source	Status*	Prior Funding	2020	Estimated Funding							Total
					2021	2022	2023	2024	2025	2026	6 Year Total	
Utility Rates - Water Ops	Identified	Funded	\$0	\$0	\$0	\$0	\$0	\$0	\$2,000,000	\$0	\$2,000,000	\$2,000,000
Total			\$0	\$0	\$0	\$0	\$0	\$0	\$2,000,000	\$0	\$2,000,000	\$2,000,000

*Status definitions

- Unidentified: Funding source has not yet been determined
- Identified: Funding source has been found, but not yet requested
- Applied: Grant or loan application has been submitted, or budget has been requested
- Awarded: Grant or loan has been offered but the contract has not yet been signed or budget has not yet been approved by Council
- Encumbered: Project contract has been signed and funds have been allocated to spend on the project

Water/Water Maintenance
Boone/Maple & Ash Distribution Main Replacement
WAT-2016-57

Executive Summary

The project replaces approximately 450 feet of 6 inch cast iron distribution main. The pipe was originally installed in 1892.

Project Justification

The cast iron pipe has reached the end of its useful and likely would not survive the construction of the street project.

This project meets the following comprehensive plan goals and/or policies:

CFU 3.2 COORDINATION OF UTILITY INSTALLATIONS ED 6.1 INFRASTRUCTURE PROJECTS

Location

Other Location

The intersection Boone/Maple and Ash.

Project Status

Active

The project is currently in the planning phase.

External Factors

None known at this time.

Maintenance

Maintenance of capital facilities, buildings and infrastructure has an impact on a Department's operating budget, and thus routine maintenance costs for new and ongoing projects are identified in the table below.

	2021	2022	2023	2024	2025	2026	Total
Expected Annual Maintenance	\$0	\$0	\$0	\$0	\$0	\$0	\$0

Maintenance Comments

Water/Water Maintenance
Boone/Maple & Ash Distribution Main Replacement
WAT-2016-57

Spending

Project Phase	Prior Spending	2020	Estimated Spending							Total
			2021	2022	2023	2024	2025	2026	6 Year Total	
Construction	\$0	\$0	\$0	\$100,000	\$0	\$0	\$0	\$0	\$100,000	\$100,000
Design	\$0	\$0	\$10,000	\$0	\$0	\$0	\$0	\$0	\$10,000	\$10,000
Total	\$0	\$0	\$10,000	\$100,000	\$0	\$0	\$0	\$0	\$110,000	\$110,000

Funding

Funding Name	Source	Status*	Prior Funding	2020	Estimated Funding							Total
					2021	2022	2023	2024	2025	2026	6 Year Total	
Utility Rates - Water Ops	Identified	Funded	\$0	\$0	\$10,000	\$100,000	\$0	\$0	\$0	\$0	\$110,000	\$110,000
Total			\$0	\$0	\$10,000	\$100,000	\$0	\$0	\$0	\$0	\$110,000	\$110,000

*Status definitions

- Unidentified: Funding source has not yet been determined
- Identified: Funding source has been found, but not yet requested
- Applied: Grant or loan application has been submitted, or budget has been requested
- Awarded: Grant or loan has been offered but the contract has not yet been signed or budget has not yet been approved by Council
- Encumbered: Project contract has been signed and funds have been allocated to spend on the project

Water/Water Maintenance

Chlorine Analyzer Replacement

WAT-2020-47

Executive Summary

Replacement of all CL17 Chlorine Analyzers over a two year period.

Project Justification

The CL17 Chlorine Analyzers which monitor chlorine residual in the water system are reaching the mandated expiration date and require replacement.

This project meets the following comprehensive plan goals and/or policies:

CFU 1.3 Maintenance

CFU 6.5 Infrastructure Maintenance

Location

Other Location

Well and booster stations Citywide.

Project Status

Active

Purchase and replace chlorine analyzers over two year period 2021 and 2022.

External Factors

Council approval for expenditure of funds to complete replacement.

Maintenance

Maintenance of capital facilities, buildings and infrastructure has an impact on a Department’s operating budget, and thus routine maintenance costs for new and ongoing projects are identified in the table below.

	2021	2022	2023	2024	2025	2026	Total
Expected Annual Maintenance	\$0	\$0	\$0	\$0	\$0	\$0	\$0

Maintenance Comments

Water/Water Maintenance

Chlorine Analyzer Replacement

WAT-2020-47

Spending

Project Phase	Prior Spending	2020	Estimated Spending							Total
			2021	2022	2023	2024	2025	2026	6 Year Total	
Purchases	\$0	\$0	\$75,000	\$75,000	\$0	\$0	\$0	\$0	\$150,000	\$150,000
Total	\$0	\$0	\$75,000	\$75,000	\$0	\$0	\$0	\$0	\$150,000	\$150,000

Funding

Funding Name	Source	Status*	Prior Funding	2020	Estimated Funding							Total
					2021	2022	2023	2024	2025	2026	6 Year Total	
Utility Rates - Water Ops	Identified	Funded	\$0	\$0	\$75,000	\$75,000	\$0	\$0	\$0	\$0	\$150,000	\$150,000
Total			\$0	\$0	\$75,000	\$75,000	\$0	\$0	\$0	\$0	\$150,000	\$150,000

- *Status definitions
- Unidentified: Funding source has not yet been determined
 - Identified: Funding source has been found, but not yet requested
 - Applied: Grant or loan application has been submitted, or budget has been requested
 - Awarded: Grant or loan has been offered but the contract has not yet been signed or budget has not yet been approved by Council
 - Encumbered: Project contract has been signed and funds have been allocated to spend on the project

Water/Water Maintenance

Metering

WAT-2013-156

Executive Summary

This would be an ongoing annual costs for upgrading the meter reading equipment: meters, radios, readers, programs, etc. Starting 2019 purchasing costs for all meter equipment was added to this project to align with accounting practices.

Project Justification

This equipment allows the water department to account for usage and accurately bill usage.

This project meets the following comprehensive plan goals and/or policies:

CFU 1.2 OPERATIONAL EFFICIENCY CFU 5.2 WATER CONSERVATION

Location

Other Location

City wide.

Project Status

Active

This project is ongoing.

External Factors

Council action is required to approve Enterprise Fund Rates in order to fully fund this project.

Maintenance

Maintenance of capital facilities, buildings and infrastructure has an impact on a Department's operating budget, and thus routine maintenance costs for new and ongoing projects are identified in the table below.

	2021	2022	2023	2024	2025	2026	Total
Expected Annual Maintenance	\$0	\$0	\$0	\$0	\$0	\$0	\$0

Maintenance Comments

Water/Water Maintenance

Metering

WAT-2013-156

Spending

Project Phase	Prior Spending	2020	Estimated Spending							Total
			2021	2022	2023	2024	2025	2026	6 Year Total	
Purchases	\$0	\$1,400,000	\$1,400,000	\$1,400,000	\$1,400,000	\$1,400,000	\$1,400,000	\$1,400,000	\$8,400,000	\$9,800,000
Total	\$0	\$1,400,000	\$1,400,000	\$1,400,000	\$1,400,000	\$1,400,000	\$1,400,000	\$1,400,000	\$8,400,000	\$9,800,000

Funding

Funding Name	Source	Status*	Prior Funding	2020	Estimated Funding							Total
					2021	2022	2023	2024	2025	2026	6 Year Total	
Utility Rates - Water Ops	Identified	Funded	\$0	\$1,400,000	\$1,400,000	\$1,400,000	\$1,400,000	\$1,400,000	\$1,400,000	\$1,400,000	\$8,400,000	\$9,800,000
Total			\$0	\$1,400,000	\$1,400,000	\$1,400,000	\$1,400,000	\$1,400,000	\$1,400,000	\$1,400,000	\$8,400,000	\$9,800,000

*Status definitions

- Unidentified: Funding source has not yet been determined
- Identified: Funding source has been found, but not yet requested
- Applied: Grant or loan application has been submitted, or budget has been requested
- Awarded: Grant or loan has been offered but the contract has not yet been signed or budget has not yet been approved by Council
- Encumbered: Project contract has been signed and funds have been allocated to spend on the project

Water/Water Maintenance

Parkwater Pump and Motor Replacements

WAT-2015-144

Executive Summary

Phased replacement of old, worn out and inefficient pumps and motors for the water system. Pump and motor will be replaced for Position 5 in 2020, Position 7 in 2021, Position 2 in 2023, Position 6 in 2024, Position 8 in 2025 and Position 1 in 2026.

Project Justification

The existing pumps and motors have reached the end of their useful/efficient life. They will be replaced with more reliable, efficient pumps and motors.

This project meets the following comprehensive plan goals and/or policies:

CFU 1.2 OPERATIONAL EFFICIENCY CFU 1.3 MAINTENANCE CFU 6.5 INFRASTRUCTURE MAINTENANCE

Location

Other Location
Parkwater Well Station.

Project Status

Active
Scoping estimates have been completed.

External Factors

Council approval of fund expenditure.

Maintenance

Maintenance of capital facilities, buildings and infrastructure has an impact on a Department’s operating budget, and thus routine maintenance costs for new and ongoing projects are identified in the table below.

	2021	2022	2023	2024	2025	2026	Total
Expected Annual Maintenance	\$0	\$0	\$0	\$0	\$0	\$0	\$0

Maintenance Comments

Water/Water Maintenance

Parkwater Pump and Motor Replacements

WAT-2015-144

Spending

Project Phase	Prior Spending	2020	Estimated Spending							Total
			2021	2022	2023	2024	2025	2026	6 Year Total	
Design	\$0	\$0	\$0	\$0	\$0	\$0	\$0	\$0	\$0	\$0
Purchases	\$250,000	\$250,000	\$400,000	\$0	\$250,000	\$400,000	\$400,000	\$500,000	\$1,950,000	\$2,450,000
Total	\$250,000	\$250,000	\$400,000	\$0	\$250,000	\$400,000	\$400,000	\$500,000	\$1,950,000	\$2,450,000

Funding

Funding Name	Source	Status*	Prior Funding	2020	Estimated Funding							Total
					2021	2022	2023	2024	2025	2026	6 Year Total	
Utility Rates - Water Ops	Identified	Funded	\$250,000	\$250,000	\$400,000	\$0	\$250,000	\$400,000	\$400,000	\$500,000	\$1,950,000	\$2,450,000
Total			\$250,000	\$250,000	\$400,000	\$0	\$250,000	\$400,000	\$400,000	\$500,000	\$1,950,000	\$2,450,000

*Status definitions

- Unidentified: Funding source has not yet been determined
- Identified: Funding source has been found, but not yet requested
- Applied: Grant or loan application has been submitted, or budget has been requested
- Awarded: Grant or loan has been offered but the contract has not yet been signed or budget has not yet been approved by Council
- Encumbered: Project contract has been signed and funds have been allocated to spend on the project

Water/Water Maintenance

Powerhouse #2 Trash Rake

WAT-2020-49

Executive Summary

Replace trash rake for Powerhouse #2 at the Upriver Dam.

Project Justification

The existing Trash Rake is in disrepair and presents a safety hazard and requires replacement. The trash rake is a necessary component of the operational system to ensure safe and efficient operation of the powerhouse.

This project meets the following comprehensive plan goals and/or policies:

CFU 1.3 Maintenance

CFU 6.5 Infrastructure Maintenance

Location

Other Location

Upriver Dam Powerhouse #2

Project Status

Active

Construction 2021

External Factors

Council approval of the expenditure of funds.

Maintenance

Maintenance of capital facilities, buildings and infrastructure has an impact on a Department's operating budget, and thus routine maintenance costs for new and ongoing projects are identified in the table below.

	2021	2022	2023	2024	2025	2026	Total
Expected Annual Maintenance	\$0	\$0	\$0	\$0	\$0	\$0	\$0

Maintenance Comments

Water/Water Maintenance

Powerhouse #2 Trash Rake

WAT-2020-49

Spending

Project Phase	Prior Spending	2020	Estimated Spending							Total
			2021	2022	2023	2024	2025	2026	6 Year Total	
Construction	\$0	\$0	\$1,000,000	\$0	\$0	\$0	\$0	\$0	\$1,000,000	\$1,000,000
Total	\$0	\$0	\$1,000,000	\$0	\$0	\$0	\$0	\$0	\$1,000,000	\$1,000,000

Funding

Funding Name	Source	Status*	Prior Funding	2020	Estimated Funding							Total
					2021	2022	2023	2024	2025	2026	6 Year Total	
Utility Rates - Water Ops	Identified	Funded	\$0	\$0	\$1,000,000	\$0	\$0	\$0	\$0	\$0	\$1,000,000	\$1,000,000
Total			\$0	\$0	\$1,000,000	\$0	\$0	\$0	\$0	\$0	\$1,000,000	\$1,000,000

*Status definitions

- Unidentified: Funding source has not yet been determined
- Identified: Funding source has been found, but not yet requested
- Applied: Grant or loan application has been submitted, or budget has been requested
- Awarded: Grant or loan has been offered but the contract has not yet been signed or budget has not yet been approved by Council
- Encumbered: Project contract has been signed and funds have been allocated to spend on the project

Water/Water Maintenance
Rebuild Generators #2 and #3 in Powerhouse #1
WAT-2014-151

Executive Summary
Rebuilding of generators #2 and #3 in powerhouse #1 at Upriver Dam.

Project Justification
These generators has not been rebuilt in over 30 years. This project will increase asset life while improving performance and power generation.
This project meets the following comprehensive plan goals and/or policies:
CFU 1.2 OPERATIONAL EFFICIENCY CFU 1.3 MAINTENANCE CFU 6.5 INFRASTRUCTURE MAINTENANCE

Location
Other Location
Upriver Dam

Project Status
Active
Generator #2 Design in 2019. Construction in 2020. Generator #3 Design 2019, Construction 2022

External Factors
Council action is required to approve Enterprise Fund Rates in order to fully fund this project.

Maintenance
Maintenance of capital facilities, buildings and infrastructure has an impact on a Department’s operating budget, and thus routine maintenance costs for new and ongoing projects are identified in the table below.

	2021	2022	2023	2024	2025	2026	Total
Expected Annual Maintenance	\$0	\$0	\$0	\$0	\$0	\$0	\$0

Maintenance Comments

Water/Water Maintenance
Rebuild Generators #2 and #3 in Powerhouse #1
WAT-2014-151

Spending

Project Phase	Prior Spending	2020	Estimated Spending							Total
			2021	2022	2023	2024	2025	2026	6 Year Total	
Construction	\$0	\$300,000	\$0	\$1,000,000	\$1,000,000	\$0	\$0	\$0	\$2,000,000	\$2,300,000
Design	\$0	\$0	\$0	\$0	\$0	\$0	\$0	\$0	\$0	\$0
Total	\$0	\$300,000	\$0	\$1,000,000	\$1,000,000	\$0	\$0	\$0	\$2,000,000	\$2,300,000

Funding

Funding Name	Source	Status*	Prior Funding	2020	Estimated Funding							Total
					2021	2022	2023	2024	2025	2026	6 Year Total	
Utility Rates - Water Ops	Identified	Funded	\$0	\$300,000	\$0	\$1,000,000	\$1,000,000	\$0	\$0	\$0	\$2,000,000	\$2,300,000
Total			\$0	\$300,000	\$0	\$1,000,000	\$1,000,000	\$0	\$0	\$0	\$2,000,000	\$2,300,000

*Status definitions

- Unidentified: Funding source has not yet been determined
- Identified: Funding source has been found, but not yet requested
- Applied: Grant or loan application has been submitted, or budget has been requested
- Awarded: Grant or loan has been offered but the contract has not yet been signed or budget has not yet been approved by Council
- Encumbered: Project contract has been signed and funds have been allocated to spend on the project

Water/Water Maintenance
Rebuild Generators #4 and #5 in Powerhouse #2
WAT-2020-48

Executive Summary
Rebuilding of generators #4 and #5 in powerhouse #2 at Upriver Dam.

Project Justification
These generators has not been rebuilt in over 30 years. This project will increase asset life while improving performance and power generation.
This project meets the following comprehensive plan goals and/or policies:
CFU 1.2 OPERATIONAL EFFICIENCY CFU 1.3 MAINTENANCE CFU 6.5 INFRASTRUCTURE MAINTENANCE

Location
Other Location
Upriver Dam

Project Status
Active
Generator #4 and #5 Design in 2023. Construction Generator #4 in 2024 Generator #5 2025

External Factors
Council action is required to approve Enterprise Fund Rates in order to fully fund this project.

Maintenance
Maintenance of capital facilities, buildings and infrastructure has an impact on a Department’s operating budget, and thus routine maintenance costs for new and ongoing projects are identified in the table below.

	2021	2022	2023	2024	2025	2026	Total
Expected Annual Maintenance	\$0	\$0	\$0	\$0	\$0	\$0	\$0

Maintenance Comments

Water/Water Maintenance
Rebuild Generators #4 and #5 in Powerhouse #2
WAT-2020-48

Spending

Project Phase	Prior Spending	2020	Estimated Spending							Total
			2021	2022	2023	2024	2025	2026	6 Year Total	
Construction	\$0	\$0	\$0	\$0	\$0	\$3,000,000	\$3,000,000	\$0	\$6,000,000	\$6,000,000
Design	\$0	\$0	\$0	\$0	\$300,000	\$0	\$0	\$0	\$300,000	\$300,000
Total	\$0	\$0	\$0	\$0	\$300,000	\$3,000,000	\$3,000,000	\$0	\$6,300,000	\$6,300,000

Funding

Funding Name	Source	Status*	Prior Funding	2020	Estimated Funding							Total
					2021	2022	2023	2024	2025	2026	6 Year Total	
Utility Rates - Water Ops	Identified	Funded	\$0	\$0	\$0	\$0	\$300,000	\$3,000,000	\$3,000,000	\$0	\$6,300,000	\$6,300,000
Total			\$0	\$0	\$0	\$0	\$300,000	\$3,000,000	\$3,000,000	\$0	\$6,300,000	\$6,300,000

*Status definitions

- Unidentified: Funding source has not yet been determined
- Identified: Funding source has been found, but not yet requested
- Applied: Grant or loan application has been submitted, or budget has been requested
- Awarded: Grant or loan has been offered but the contract has not yet been signed or budget has not yet been approved by Council
- Encumbered: Project contract has been signed and funds have been allocated to spend on the project

Water/Water Maintenance

SCADA System

WAT-2013-157

Executive Summary

This would be an ongoing annual costs for upgrading control equipment: radios, PLCs, data collectors, control programs, etc.

Project Justification

This equipment allows the department to monitor the system.

This project meets the following comprehensive plan goals and/or policies:

CFU 1.2 OPERATIONAL EFFICIENCY CFU 6.5 INFRASTRUCTURE MAINTENANCE

Location

Other Location

City wide.

Project Status

Active

Ongoing.

External Factors

Council action is required to approve Enterprise Fund Rates in order to fully fund this project.

Maintenance

Maintenance of capital facilities, buildings and infrastructure has an impact on a Department's operating budget, and thus routine maintenance costs for new and ongoing projects are identified in the table below.

	2021	2022	2023	2024	2025	2026	Total
Expected Annual Maintenance	\$0	\$0	\$0	\$0	\$0	\$0	\$0

Maintenance Comments

Water/Water Maintenance

SCADA System

WAT-2013-157

Spending

Project Phase	Prior Spending	2020	Estimated Spending							Total
			2021	2022	2023	2024	2025	2026	6 Year Total	
Purchases	\$60,000	\$75,000	\$75,000	\$1,100,000	\$1,100,000	\$75,000	\$75,000	\$75,000	\$2,500,000	\$2,635,000
Total	\$60,000	\$75,000	\$75,000	\$1,100,000	\$1,100,000	\$75,000	\$75,000	\$75,000	\$2,500,000	\$2,635,000

Funding

Funding Name	Source	Status*	Prior Funding	2020	Estimated Funding							Total
					2021	2022	2023	2024	2025	2026	6 Year Total	
Utility Rates - Water Ops	Identified	Funded	\$60,000	\$75,000	\$75,000	\$1,100,000	\$1,100,000	\$75,000	\$75,000	\$75,000	\$2,500,000	\$2,635,000
Total			\$60,000	\$75,000	\$75,000	\$1,100,000	\$1,100,000	\$75,000	\$75,000	\$75,000	\$2,500,000	\$2,635,000

*Status definitions

- Unidentified: Funding source has not yet been determined
- Identified: Funding source has been found, but not yet requested
- Applied: Grant or loan application has been submitted, or budget has been requested
- Awarded: Grant or loan has been offered but the contract has not yet been signed or budget has not yet been approved by Council
- Encumbered: Project contract has been signed and funds have been allocated to spend on the project

Water/Water Maintenance
Strong Road Tank Rehabilitation
WAT-2018-125

Executive Summary

Rehabilitation of a 2 million gallon steel standpipe. Rehabilitation will include the interior and exterior coating of the steel standpipe tank and other related structural work. This project is the next identified project under the ongoing Tank Rehabilitation funds.

Project Justification

The aging epoxy coating system on the current standpipe is failing and requires rehabilitation in addition to other structural deficiencies related to the aging infrastructure.

This project meets the following comprehensive plan goals and/or policies:

CFU 1.3 Maintenance ED 3.5 Infrastructure Maintenance

Location

Other Location
2216 W. Strong Road

Project Status

Active
Design 2020 with Construction in 2021

External Factors

Coating system design is scheduled for 2020 in advance of the physical rehabilitation in 2021. Council action for the expenditure of Funds.

Maintenance

Maintenance of capital facilities, buildings and infrastructure has an impact on a Department's operating budget, and thus routine maintenance costs for new and ongoing projects are identified in the table below.

	2021	2022	2023	2024	2025	2026	Total
Expected Annual Maintenance	\$0	\$0	\$0	\$0	\$0	\$0	\$0

Maintenance Comments

Water/Water Maintenance

Strong Road Tank Rehabilitation

WAT-2018-125

Spending

Project Phase	Prior Spending	2020	Estimated Spending							Total
			2021	2022	2023	2024	2025	2026	6 Year Total	
Construction	\$0	\$0	\$1,425,000	\$0	\$0	\$0	\$0	\$0	\$1,425,000	\$1,425,000
Design	\$0	\$75,000	\$0	\$0	\$0	\$0	\$0	\$0	\$0	\$75,000
Total	\$0	\$75,000	\$1,425,000	\$0	\$0	\$0	\$0	\$0	\$1,425,000	\$1,500,000

Funding

Funding Name	Source	Status*	Prior Funding	2020	Estimated Funding							Total
					2021	2022	2023	2024	2025	2026	6 Year Total	
Utility Rates - Water Ops	Identified	Funded	\$0	\$75,000	\$1,425,000	\$0	\$0	\$0	\$0	\$0	\$1,425,000	\$1,500,000
Total			\$0	\$75,000	\$1,425,000	\$0	\$0	\$0	\$0	\$0	\$1,425,000	\$1,500,000

*Status definitions

- Unidentified: Funding source has not yet been determined
- Identified: Funding source has been found, but not yet requested
- Applied: Grant or loan application has been submitted, or budget has been requested
- Awarded: Grant or loan has been offered but the contract has not yet been signed or budget has not yet been approved by Council
- Encumbered: Project contract has been signed and funds have been allocated to spend on the project

Water/Water Maintenance**Tank Rehabilitation Fund**

WAT-2013-163

Executive Summary

These projects will extend the service life of the reservoirs as well as limit leaking and potential contamination issues associated with the City's storage facilities.

Project Justification

The water department has 34 reservoirs. The coatings and liners used have a life expectancy of 10 to 40 years depending on tank style and materials used. A rehabilitation schedule has not been in place or followed for many years. This would be the continuation of a program started in 2014.

This project meets the following comprehensive plan goals and/or policies:

CFU 1.2 Operational Efficiency CFU 1.3 Maintenance CFU 1.5 Utility Construction Standards CFU 5.2 Water Conservation ED 3.5 Infrastructure Maintenance

Location

Other Location

City wide.

Project Status

Active

Rehabilitation of a storage facility every other year.

External Factors

Council action is required to approve Enterprise Fund Rates in order to fully fund this project.

Maintenance

Maintenance of capital facilities, buildings and infrastructure has an impact on a Department's operating budget, and thus routine maintenance costs for new and ongoing projects are identified in the table below.

	2021	2022	2023	2024	2025	2026	Total
Expected Annual Maintenance	\$0	\$0	\$0	\$0	\$0	\$0	\$0

Maintenance Comments

Water/Water Maintenance
Tank Rehabilitation Fund
WAT-2013-163

Spending

Project Phase	Prior Spending	2020	Estimated Spending							Total
			2021	2022	2023	2024	2025	2026	6 Year Total	
Construction	\$0	\$0	\$0	\$0	\$1,500,000	\$0	\$0	\$1,750,000	\$3,250,000	\$3,250,000
Design	\$0	\$0	\$0	\$100,000	\$0	\$0	\$100,000	\$0	\$200,000	\$200,000
Total	\$0	\$0	\$0	\$100,000	\$1,500,000	\$0	\$100,000	\$1,750,000	\$3,450,000	\$3,450,000

Funding

Funding Name	Source	Status*	Prior Funding	2020	Estimated Funding							Total
					2021	2022	2023	2024	2025	2026	6 Year Total	
Utility Rates - Water Ops	Identified	Funded	\$0	\$0	\$0	\$100,000	\$1,500,000	\$0	\$100,000	\$1,750,000	\$3,450,000	\$3,450,000
Total			\$0	\$0	\$0	\$100,000	\$1,500,000	\$0	\$100,000	\$1,750,000	\$3,450,000	\$3,450,000

*Status definitions

- Unidentified: Funding source has not yet been determined
- Identified: Funding source has been found, but not yet requested
- Applied: Grant or loan application has been submitted, or budget has been requested
- Awarded: Grant or loan has been offered but the contract has not yet been signed or budget has not yet been approved by Council
- Encumbered: Project contract has been signed and funds have been allocated to spend on the project

Water/Water Maintenance

Upriver Dam Spillway Rehabilitation Phase 3

WAT-2016-88

Executive Summary

The Spillway at Upriver Dam is a concrete structure that requires repair and rehabilitation to remain safe and functional. The study will include evaluation of the trunnion bearings that operate the spillway and an apron membrane at the fuse plug that will connect the apron to the power channel.

Project Justification

This project is designed to rehabilitate the spillway so it will remain in safe operating condition.

This project meets the following comprehensive plan goals and/or policies:

CFU 1.3 MAINTENANCE CFU 6.5 INFRASTRUCTURE MAINTENANCE

Location

Other Location

Upriver Dam

Project Status

Active

Additional study and design in 2017 with Construction beginning in 2019.

External Factors

Council action is required to approve funding in order to fully fund this project.

Maintenance

Maintenance of capital facilities, buildings and infrastructure has an impact on a Department’s operating budget, and thus routine maintenance costs for new and ongoing projects are identified in the table below.

	2021	2022	2023	2024	2025	2026	Total
Expected Annual Maintenance	\$0	\$0	\$0	\$0	\$0	\$0	\$0

Maintenance Comments

Water/Water Maintenance

Upriver Dam Spillway Rehabilitation Phase 3

WAT-2016-88

Spending

Project Phase	Prior Spending	2020	Estimated Spending							Total
			2021	2022	2023	2024	2025	2026	6 Year Total	
Construction	\$0	\$0	\$1,500,000	\$0	\$0	\$0	\$0	\$0	\$1,500,000	\$1,500,000
Design	\$200,000	\$0	\$125,000	\$0	\$0	\$0	\$0	\$0	\$125,000	\$325,000
Total	\$200,000	\$0	\$1,625,000	\$0	\$0	\$0	\$0	\$0	\$1,625,000	\$1,825,000

Funding

Funding Name	Source	Status*	Prior Funding	2020	Estimated Funding							Total
					2021	2022	2023	2024	2025	2026	6 Year Total	
Utility Rates - Water Ops	Identified	Funded	\$200,000	\$0	\$1,625,000	\$0	\$0	\$0	\$0	\$0	\$1,625,000	\$1,825,000
Total			\$200,000	\$0	\$1,625,000	\$0	\$0	\$0	\$0	\$0	\$1,625,000	\$1,825,000

*Status definitions

- Unidentified: Funding source has not yet been determined
- Identified: Funding source has been found, but not yet requested
- Applied: Grant or loan application has been submitted, or budget has been requested
- Awarded: Grant or loan has been offered but the contract has not yet been signed or budget has not yet been approved by Council
- Encumbered: Project contract has been signed and funds have been allocated to spend on the project

Water/Water Maintenance

Upriver Dam Spillway Rehabilitation Phase 4 and 9th Part 12D

WAT-2020-50

Executive Summary

The Spillway at Upriver Dam is a concrete structure that requires repair and rehabilitation to remain safe and functional. The study will include the FERC regulatory requirement for the Upriver Dam 9th Part 12D study that must be performed by a third party Consultant.

Project Justification

This project is designed to rehabilitate the spillway so it will remain in safe operating condition.

This project meets the following comprehensive plan goals and/or policies:

CFU 1.2 Operational Efficiency CFU 1.3 MAINTENANCE CFU 6.5 INFRASTRUCTURE MAINTENANCE

Location

Other Location

Upriver Dam

Project Status

Active

Additional study and design including the FERC 9th Part 12D requirements in 2025. Construction beginning in 2026.

External Factors

Council action is required to approve funding in order to fully fund this project.

Maintenance

Maintenance of capital facilities, buildings and infrastructure has an impact on a Department's operating budget, and thus routine maintenance costs for new and ongoing projects are identified in the table below.

	2021	2022	2023	2024	2025	2026	Total
Expected Annual Maintenance	\$0	\$0	\$0	\$0	\$0	\$0	\$0

Maintenance Comments

Water/Water Maintenance

Upriver Dam Spillway Rehabilitation Phase 4 and 9th Part 12D

WAT-2020-50

Spending

Project Phase	Prior Spending	2020	Estimated Spending							Total
			2021	2022	2023	2024	2025	2026	6 Year Total	
Construction	\$0	\$0	\$0	\$0	\$0	\$0	\$0	\$5,000,000	\$5,000,000	\$5,000,000
Design	\$0	\$0	\$0	\$0	\$0	\$0	\$650,000	\$0	\$650,000	\$650,000
Total	\$0	\$0	\$0	\$0	\$0	\$0	\$650,000	\$5,000,000	\$5,650,000	\$5,650,000

Funding

Funding Name	Source	Status*	Prior Funding	2020	Estimated Funding							Total
					2021	2022	2023	2024	2025	2026	6 Year Total	
Utility Rates - Water Ops	Identified	Funded	\$0	\$0	\$0	\$0	\$0	\$0	\$650,000	\$5,000,000	\$5,650,000	\$5,650,000
Total			\$0	\$0	\$0	\$0	\$0	\$0	\$650,000	\$5,000,000	\$5,650,000	\$5,650,000

- *Status definitions
- Unidentified: Funding source has not yet been determined
 - Identified: Funding source has been found, but not yet requested
 - Applied: Grant or loan application has been submitted, or budget has been requested
 - Awarded: Grant or loan has been offered but the contract has not yet been signed or budget has not yet been approved by Council
 - Encumbered: Project contract has been signed and funds have been allocated to spend on the project

Water/Water Maintenance

Water Distribution Main Resiliency & Water Quality Program

WAT-2019-64

Executive Summary

Construction, Design and Planning of water distribution main connections to eliminate dead end lines and/or provide system looping.

Project Justification

The addition of water distribution connections will mitigate potential water quality issues and in strategic locations will add system resiliency and increase fire flow.

This project meets the following comprehensive plan goals and/or policies:

CFU 1.2 OPERATIONAL EFFICIENCY CFU 1.5 UTILITY CONSTRUCTION STANDARDS CFU 6.5 INFRASTRUCTURE MAINTENANCE

Location

Other Location

City Wide

Project Status

Active

Ongoing water distribution main system improvements.

External Factors

Council approval for expenditure of funds.

Maintenance

Maintenance of capital facilities, buildings and infrastructure has an impact on a Department's operating budget, and thus routine maintenance costs for new and ongoing projects are identified in the table below.

	2021	2022	2023	2024	2025	2026	Total
Expected Annual Maintenance	\$0	\$0	\$0	\$0	\$0	\$0	\$0

Maintenance Comments

Water/Water Maintenance
Water Distribution Main Resiliency & Water Quality Program
WAT-2019-64

Spending

Project Phase	Prior Spending	2020	Estimated Spending							Total
			2021	2022	2023	2024	2025	2026	6 Year Total	
Construction	\$0	\$300,000	\$300,000	\$300,000	\$300,000	\$300,000	\$300,000	\$300,000	\$1,800,000	\$2,100,000
Total	\$0	\$300,000	\$300,000	\$300,000	\$300,000	\$300,000	\$300,000	\$300,000	\$1,800,000	\$2,100,000

Funding

Funding Name	Source	Status*	Prior Funding	2020	Estimated Funding							Total
					2021	2022	2023	2024	2025	2026	6 Year Total	
Utility Rates - Water Ops	Identified	Funded	\$0	\$300,000	\$300,000	\$300,000	\$300,000	\$300,000	\$300,000	\$300,000	\$1,800,000	\$2,100,000
Total			\$0	\$300,000	\$300,000	\$300,000	\$300,000	\$300,000	\$300,000	\$300,000	\$1,800,000	\$2,100,000

- *Status definitions
- Unidentified: Funding source has not yet been determined
 - Identified: Funding source has been found, but not yet requested
 - Applied: Grant or loan application has been submitted, or budget has been requested
 - Awarded: Grant or loan has been offered but the contract has not yet been signed or budget has not yet been approved by Council
 - Encumbered: Project contract has been signed and funds have been allocated to spend on the project

Water/Water Maintenance
Water Facilities Backup Power Retrofit
WAT-2016-89

Executive Summary

Retrofitting of existing water facilities with backup power disconnect and/or on site backup generators at water department facilities. This shall include an assessment study of existing power and communications to prioritize upgrades and emergency action planning.

Project Justification

Backup power generators or a backup power disconnect for portable generators are necessary at water facilities to ensure water distribution and communication with facilities during power emergencies.

This project meets the following comprehensive plan goals and/or policies:

CFU 1.2 OPERATIONAL EFFICIENCY CFU 1.5 UTILITY CONSTRUCTION STANDARDS CFU 6.5 INFRASTRUCTURE MAINTENANCE

Location

Other Location
System wide for all well stations, booster stations and reservoir sites.

Project Status

Active
Construction and updates at water facilities system wide.

External Factors

Council action required to approve funding to fully fund this project.

Maintenance

Maintenance of capital facilities, buildings and infrastructure has an impact on a Department's operating budget, and thus routine maintenance costs for new and ongoing projects are identified in the table below.

	2021	2022	2023	2024	2025	2026	Total
Expected Annual Maintenance	\$0	\$0	\$0	\$0	\$0	\$0	\$0

Maintenance Comments

Water/Water Maintenance

Water Facilities Backup Power Retrofit

WAT-2016-89

Spending

Project Phase	Prior Spending	2020	Estimated Spending							Total
			2021	2022	2023	2024	2025	2026	6 Year Total	
Construction	\$0	\$0	\$0	\$0	\$75,000	\$100,000	\$0	\$0	\$175,000	\$175,000
Total	\$0	\$0	\$0	\$0	\$75,000	\$100,000	\$0	\$0	\$175,000	\$175,000

Funding

Funding Name	Source	Status*	Prior Funding	2020	Estimated Funding							Total
					2021	2022	2023	2024	2025	2026	6 Year Total	
Utility Rates - Water Ops	Identified	Funded	\$0	\$0	\$0	\$0	\$75,000	\$100,000	\$0	\$0	\$175,000	\$175,000
Total			\$0	\$0	\$0	\$0	\$75,000	\$100,000	\$0	\$0	\$175,000	\$175,000

- *Status definitions
- Unidentified: Funding source has not yet been determined
 - Identified: Funding source has been found, but not yet requested
 - Applied: Grant or loan application has been submitted, or budget has been requested
 - Awarded: Grant or loan has been offered but the contract has not yet been signed or budget has not yet been approved by Council
 - Encumbered: Project contract has been signed and funds have been allocated to spend on the project

Water/Water Maintenance
Water Service Replacement Program
WAT-2013-158

Executive Summary

This would be a program designed to install sections of distribution main then reconnect service lines that are currently several hundred feet long for long services.

Project Justification

There are over 7,000 service lines in the service area which are in excess of 250 feet long; typically before the meter. These lines are often leaking, and a source of lost water and revenue. There are currently 483 lead services remaining in the service area that are targeted for replacement though this program.

This project meets the following comprehensive plan goals and/or policies:

CFU 1.2 OPERATIONAL EFFICIENCY CFU 1.3 MAINTENANCE CFU 5.2 WATER CONSERVATION CFU 6.5
INFRASTRUCTURE MAINTENANCE

Location

Other Location
City wide

Project Status

Active

Ongoing. Long Service Elimination program. Long Service Elimination annual program work started in 2014 and included lead service elimination.

External Factors

Council action is required to approve Enterprise Fund Rates in order to fully fund this project.

Maintenance

Maintenance of capital facilities, buildings and infrastructure has an impact on a Department's operating budget, and thus routine maintenance costs for new and ongoing projects are identified in the table below.

	2021	2022	2023	2024	2025	2026	Total
Expected Annual Maintenance	\$0	\$0	\$0	\$0	\$0	\$0	\$0

Maintenance Comments

Water/Water Maintenance

Water Service Replacement Program

WAT-2013-158

Spending

Project Phase	Prior Spending	2020	Estimated Spending							Total
			2021	2022	2023	2024	2025	2026	6 Year Total	
Construction	\$0	\$120,000	\$120,000	\$120,000	\$120,000	\$120,000	\$120,000	\$120,000	\$720,000	\$840,000
Total	\$0	\$120,000	\$120,000	\$120,000	\$120,000	\$120,000	\$120,000	\$120,000	\$720,000	\$840,000

Funding

Funding Name	Source	Status*	Prior Funding	2020	Estimated Funding							Total
					2021	2022	2023	2024	2025	2026	6 Year Total	
Utility Rates - Water Ops	Identified	Funded	\$0	\$120,000	\$120,000	\$120,000	\$120,000	\$120,000	\$120,000	\$120,000	\$720,000	\$840,000
Total			\$0	\$120,000	\$120,000	\$120,000	\$120,000	\$120,000	\$120,000	\$120,000	\$720,000	\$840,000

- *Status definitions
- Unidentified: Funding source has not yet been determined
 - Identified: Funding source has been found, but not yet requested
 - Applied: Grant or loan application has been submitted, or budget has been requested
 - Awarded: Grant or loan has been offered but the contract has not yet been signed or budget has not yet been approved by Council
 - Encumbered: Project contract has been signed and funds have been allocated to spend on the project

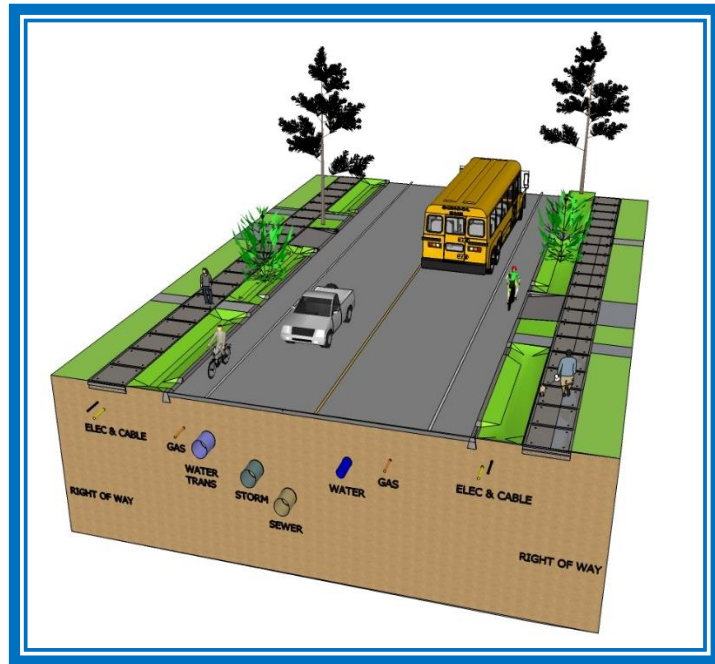
INTEGRATED PROJECTS

Integrated Projects

Background

Maintaining the public infrastructure, from streets to sewer lines, that serves as the community backbone is one of the most important responsibilities of City government. The Citywide Capital Improvement Program is a tool to identify needs the City intends to address over the next six years from all our service areas. These needs are based on the City's Comprehensive Plan goals. Our goals are: (1) Provide

Transportation choices;
(2) Accommodate access to daily needs and regional destinations;
(3) Maximize benefits with integrated public investments; (4) Promote economic opportunity and fiscal responsibility; (5) Enhance public health and safety;
(6) Respect Natural & Neighborhood Assets



The challenge is to not only meet these goals but to also consider all the ways streets are used. Ultimately we want to broaden the traditional definition of streets from one that just considers the variety of mobility uses to a three-dimensional view that also includes below-ground connectivity for public utilities such as sewer, water and stormwater. Integrated projects are the result of looking at the street right-of-way in this new way--three-dimensionally.

Purpose of this Chapter

An integrated project is made up of multiple projects, for example a single project may incorporate replacing a water line, installing a stormwater system while the roadway is being constructed. In this example, three elements make up the integrated project (Water, Stormwater and Streets) and consequently each of those elements are shown separately within their respective chapters within this Capital Improvement Program. For accounting purposes, the individual elements are also reflected in their respective chapters. This section however is intended to show all the elements in one location to provide a complete understanding of the entire project.

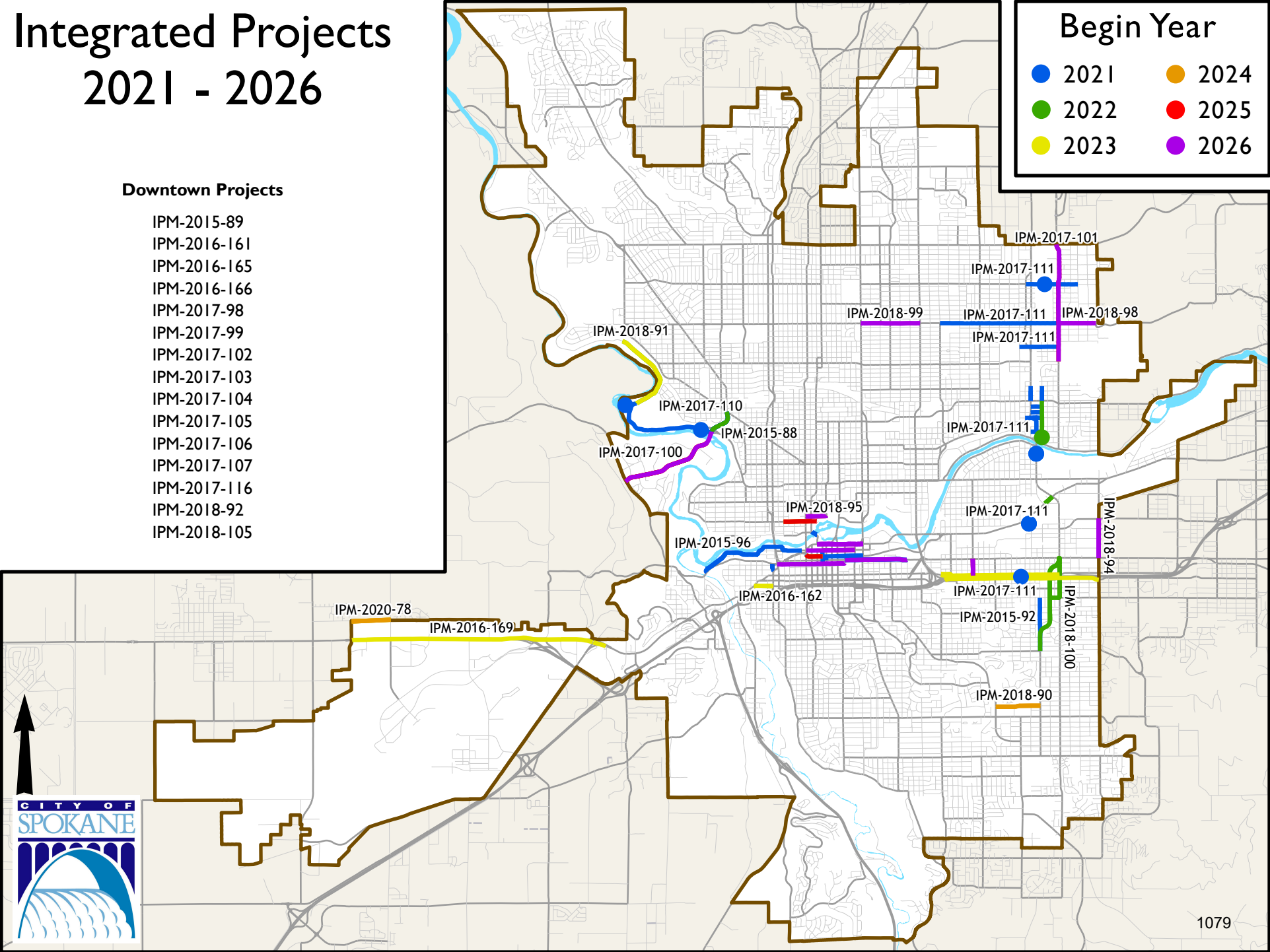
Integrated Project Reports

Integrated Projects 2021 - 2026

Downtown Projects

- IPM-2015-89
- IPM-2016-161
- IPM-2016-165
- IPM-2016-166
- IPM-2017-98
- IPM-2017-99
- IPM-2017-102
- IPM-2017-103
- IPM-2017-104
- IPM-2017-105
- IPM-2017-106
- IPM-2017-107
- IPM-2017-116
- IPM-2018-92
- IPM-2018-105

Begin Year	
2021	2024
2022	2025
2023	2026



1st Ave Maple St to Monroe St

IPM-2016-161

Executive Summary

Construct full depth roadway, repair sidewalk, provide for bike facilities, and upgrade signals and lighting. Work will be integrated with utility work to include replacement of water distribution main constructed in 1900 from Madison to Howard Streets with 12-inch pipe.

Project Justification

This section of roadway and utility infrastructure is in need of rehabilitation. Vaulted sidewalks are in need of attention to reduce risk of failure. The existing cast iron pipe will not likely survive the construction of the street project. Funding shown for this project is for design only.

Location

First Avenue between Maple Street and Bernard Street

Project Status

Project number: 2016091

Ped Plan: 2017; Scoping: 2023; Design 2028; Construction 2029 Candidate for Alternative Delivery

External Factors

Project Cost

Project Title	Project Phase	Prior Spending	2020	2021	2022	2023	2024	2025	2026	6 Year Total	Total
1st Avenue, Maple St to Monroe St	Planning	\$0	\$0	\$0	\$0	\$0	\$0	\$15,000	\$0	\$15,000	\$15,000
	Design	\$0	\$0	\$0	\$0	\$0	\$0	\$0	\$0	\$0	\$0
	Sub-Total	\$0	\$0	\$0	\$0	\$0	\$0	\$15,000	\$0	\$15,000	\$15,000
1st Avenue, Maple to Monroe, Distribution Main Replacement	Design	\$0	\$0	\$0	\$0	\$0	\$0	\$0	\$0	\$0	\$0
	Construction	\$0	\$0	\$0	\$0	\$0	\$0	\$0	\$0	\$0	\$0
	Planning	\$0	\$0	\$0	\$0	\$0	\$0	\$5,000	\$0	\$5,000	\$5,000
	Sub-Total	\$0	\$0	\$0	\$0	\$0	\$0	\$5,000	\$0	\$5,000	\$5,000
Total		\$0	\$0	\$0	\$0	\$0	\$0	\$20,000	\$0	\$20,000	\$20,000

1st Ave Maple St to Monroe St

IPM-2016-161

Project Funding

Project Title	Project Phase	Status	Fund Code	Prior Funding	2020	2021	2022	2023	2024	2025	2026	6 Year Total	Total
1st Avenue, Maple St to Monroe St	Levy	Funded	ARTERIAL STREET FUND	\$0	\$0	\$0	\$0	\$0	\$0	\$15,000	\$0	\$15,000	\$15,000
	Sub-Total			\$0	\$0	\$0	\$0	\$0	\$0	\$15,000	\$0	\$15,000	\$15,000
1st Avenue, Maple to Monroe, Distribution	Utility Rates-IC	Funded	ICM	\$0	\$0	\$0	\$0	\$0	\$0	\$5,000	\$0	\$5,000	\$5,000
	Sub-Total			\$0	\$0	\$0	\$0	\$0	\$0	\$5,000	\$0	\$5,000	\$5,000
Total				\$0	\$0	\$0	\$0	\$0	\$0	\$20,000	\$0	\$20,000	\$20,000

1st Ave Monroe St to Wall St

IPM-2017-98

Executive Summary

Construct full depth roadway, repair sidewalk, provide for bike lanes, and upgrade signals and lighting. Integrate with utility work to include replacement of water distribution main with 12-inch pipe. Also coordinate to complement Spokane Transit's Central City Line

Project Justification

This section of roadway and utility infrastructure is deteriorating and is in need of rehabilitation. Vaulted sidewalks are in need of attention to reduce risk of failure. The existing cast iron pipe will not likely survive the construction of the street project.

Location

First Avenue between Monroe Street and Wall Street

Project Status

Project number: 2017078

Scoping: 2022; Design 2023; Construction 2024 Project is candidate for Alternative Delivery

External Factors

Project Cost

Project Title	Project Phase	Prior Spending	2020	2021	2022	2023	2024	2025	2026	6 Year Total	Total
1st Avenue, Monroe St to Wall St	Planning	\$0	\$0	\$0	\$0	\$0	\$0	\$15,000	\$0	\$15,000	\$15,000
	Sub-Total	\$0	\$0	\$0	\$0	\$0	\$0	\$15,000	\$0	\$15,000	\$15,000
1st Avenue, Monroe to Wall, Distribution Main Replacement	Design	\$0	\$0	\$0	\$0	\$0	\$0	\$0	\$0	\$0	\$0
	Construction	\$0	\$0	\$0	\$0	\$0	\$0	\$0	\$0	\$0	\$0
	Planning	\$0	\$0	\$0	\$0	\$0	\$0	\$5,000	\$0	\$5,000	\$5,000
	Sub-Total	\$0	\$0	\$0	\$0	\$0	\$0	\$5,000	\$0	\$5,000	\$5,000
Total		\$0	\$0	\$0	\$0	\$0	\$0	\$20,000	\$0	\$20,000	\$20,000

1st Ave Monroe St to Wall St

IPM-2017-98

Project Funding

Project Title	Project Phase	Status	Fund Code	Prior Funding	2020	2021	2022	2023	2024	2025	2026	6 Year Total	Total
1st Avenue, Monroe St to Wall St	Levy	Funded	ARTERIAL STREET FUND	\$0	\$0	\$0	\$0	\$0	\$0	\$15,000	\$0	\$15,000	\$15,000
	Sub-Total			\$0	\$0	\$0	\$0	\$0	\$0	\$15,000	\$0	\$15,000	\$15,000
1st Avenue, Monroe to Wall, Distribution Main Replacement	Utility Rates-IC	Funded	ICM	\$0	\$0	\$0	\$0	\$0	\$0	\$5,000	\$0	\$5,000	\$5,000
	Sub-Total			\$0	\$0	\$0	\$0	\$0	\$0	\$5,000	\$0	\$5,000	\$5,000
Total				\$0	\$0	\$0	\$0	\$0	\$0	\$20,000	\$0	\$20,000	\$20,000

1st Ave Wall St to Bernard St

IPM-2017-99

Executive Summary

Construct full depth roadway, repair sidewalk, provide for bike lanes, and upgrade signals and lighting. The project replaces cast iron distribution main constructed in 1900 from Madison to Howard Streets with 12-inch pipe. Also coordinate to complement Spokane Transit's Central City Line.

Project Justification

This section of roadway and utility infrastructure is deteriorating and is in need of rehabilitation. Vaulted sidewalks are in need of attention to reduce risk of failure. The existing cast iron water pipe will not likely survive the construction of the street project.

Location

First Avenue between Wall Street and Bernard Street

Project Status

Project number: 2017079

Scoping: 2023; Design 2028; Construction 2029

External Factors

Project Cost

Project Title	Project Phase	Prior Spending	2020	2021	2022	2023	2024	2025	2026	6 Year Total	Total
1st Avenue, Wall St to Bernard St	Planning	\$0	\$0	\$0	\$0	\$0	\$0	\$15,000	\$0	\$15,000	\$15,000
	Sub-Total	\$0	\$0	\$0	\$0	\$0	\$0	\$15,000	\$0	\$15,000	\$15,000
1st Avenue, Wall to Bernard, Distribution Main Replacement	Design	\$0	\$0	\$0	\$0	\$0	\$0	\$0	\$0	\$0	\$0
	Construction	\$0	\$0	\$0	\$0	\$0	\$0	\$0	\$0	\$0	\$0
	Planning	\$0	\$0	\$0	\$0	\$0	\$0	\$5,000	\$0	\$5,000	\$5,000
	Sub-Total	\$0	\$0	\$0	\$0	\$0	\$0	\$5,000	\$0	\$5,000	\$5,000
Total		\$0	\$0	\$0	\$0	\$0	\$0	\$20,000	\$0	\$20,000	\$20,000

1st Ave Wall St to Bernard St

IPM-2017-99

Project Funding

Project Title	Project Phase	Status	Fund Code	Prior Funding	2020	2021	2022	2023	2024	2025	2026	6 Year Total	Total
1st Avenue, Wall St to Bernard St	Levy	Funded	ARTERIAL STREET FUND	\$0	\$0	\$0	\$0	\$0	\$0	\$15,000	\$0	\$15,000	\$15,000
	Sub-Total			\$0	\$0	\$0	\$0	\$0	\$0	\$15,000	\$0	\$15,000	\$15,000
1st Avenue, Wall to Bernard, Distribution Main Replacement	Utility Rates-IC	Funded	ICM	\$0	\$0	\$0	\$0	\$0	\$0	\$5,000	\$0	\$5,000	\$5,000
	Sub-Total			\$0	\$0	\$0	\$0	\$0	\$0	\$5,000	\$0	\$5,000	\$5,000
Total				\$0	\$0	\$0	\$0	\$0	\$0	\$20,000	\$0	\$20,000	\$20,000

27th Avenue-SE Blvd to Ray St

IPM-2018-90

Executive Summary

Construct full depth roadway, repair sidewalk, communication conduit and cable, signal and water distribution main updates

Project Justification

Roadway deterioration require attention. Connecting the gap in the distribution piping will improve the network and future connections.

Location

27th Avenue, SE Blvd to Ray Street

Project Status

Project number: 2018087 Planning stage

External Factors

Project Cost

Project Title	Project Phase	Prior Spending	2020	2021	2022	2023	2024	2025	2026	6 Year Total	Total
27th Avenue – SE Blvd to Ray	Design	\$0	\$0	\$0	\$0	\$250,000	\$0	\$0	\$0	\$250,000	\$250,000
	Construction	\$0	\$0	\$0	\$0	\$0	\$3,450,000	\$0	\$0	\$3,450,000	\$3,450,000
	Sub-Total	\$0	\$0	\$0	\$0	\$250,000	\$3,450,000	\$0	\$0	\$3,700,000	\$3,700,000
27th Avenue, SE Blvd to Ray St, Main Replacement	Design	\$0	\$0	\$0	\$0	\$25,000	\$0	\$0	\$0	\$25,000	\$25,000
	Construction	\$0	\$0	\$0	\$0	\$0	\$175,000	\$0	\$0	\$175,000	\$175,000
	Sub-Total	\$0	\$0	\$0	\$0	\$25,000	\$175,000	\$0	\$0	\$200,000	\$200,000
Total		\$0	\$0	\$0	\$0	\$275,000	\$3,625,000	\$0	\$0	\$3,900,000	\$3,900,000

27th Avenue-SE Blvd to Ray St

IPM-2018-90

Project Funding

Project Title	Project Phase	Status	Fund Code	Prior Funding	2020	2021	2022	2023	2024	2025	2026	6 Year Total	Total
27th Avenue – SE Blvd to Ray	Grant	Unfunded	None	\$0	\$0	\$0	\$0	\$166,675	\$2,300,115	\$0	\$0	\$2,466,790	\$2,466,790
	Levy	Funded	ARTERIAL STREET FUND	\$0	\$0	\$0	\$0	\$83,325	\$1,149,885	\$0	\$0	\$1,233,210	\$1,233,210
	Sub-Total			\$0	\$0	\$0	\$0	\$250,000	\$3,450,000	\$0	\$0	\$3,700,000	\$3,700,000
27th Avenue, SE Blvd to Ray St, Main Replacement	Utility Rates-IC	Funded	ICM	\$0	\$0	\$0	\$0	\$25,000	\$175,000	\$0	\$0	\$200,000	\$200,000
	Sub-Total			\$0	\$0	\$0	\$0	\$25,000	\$175,000	\$0	\$0	\$200,000	\$200,000
Total				\$0	\$0	\$0	\$0	\$275,000	\$3,625,000	\$0	\$0	\$3,900,000	\$3,900,000

4th Ave, Sunset to Maple

IPM-2016-162

Executive Summary

Construct full depth roadway and repair sidewalk. This project will also replace a segment of the water distribution main, provide for stormwater separation, replace electrical, lighting and upgrade signals at Maple.

Project Justification

This section of roadway and infrastructure is deteriorating and is need of rehabilitation. This project will reduce stormwater flows to the CSO system. The cast iron pipe has reached the end of its useful life and would not likely survive the street construction project.

Location

4th Avenue between Sunset Hwy and Maple Street

Project Status

Project number: 2016095 Design: 2021; Construction: 2022

External Factors

Project Cost

Project Title	Project Phase	Prior Spending	2020	2021	2022	2023	2024	2025	2026	6 Year Total	Total
4th Avenue, Sunset Hwy to Maple St	Design	\$0	\$0	\$0	\$280,000	\$0	\$0	\$0	\$0	\$280,000	\$280,000
	Construction	\$0	\$0	\$0	\$0	\$2,800,000	\$0	\$0	\$0	\$2,800,000	\$2,800,000
	Sub-Total	\$0	\$0	\$0	\$280,000	\$2,800,000	\$0	\$0	\$0	\$3,080,000	\$3,080,000
4th Avenue Distribution Main Replacement	Design	\$0	\$0	\$0	\$20,000	\$0	\$0	\$0	\$0	\$20,000	\$20,000
	Construction	\$0	\$0	\$0	\$0	\$180,000	\$20,000	\$0	\$0	\$200,000	\$200,000
	Sub-Total	\$0	\$0	\$0	\$20,000	\$180,000	\$20,000	\$0	\$0	\$220,000	\$220,000
4th Avenue, Sunset to Maple, Bioretention	Design	\$0	\$0	\$40,000	\$0	\$0	\$0	\$0	\$0	\$40,000	\$40,000
	Construction	\$0	\$0	\$0	\$380,000	\$20,000	\$0	\$0	\$0	\$400,000	\$400,000
	Sub-Total	\$0	\$0	\$40,000	\$380,000	\$20,000	\$0	\$0	\$0	\$440,000	\$440,000
Total		\$0	\$0	\$40,000	\$680,000	\$3,000,000	\$20,000	\$0	\$0	\$3,740,000	\$3,740,000

4th Ave, Sunset to Maple

IPM-2016-162

Project Funding

Project Title	Project Phase	Status	Fund Code	Prior Funding	2020	2021	2022	2023	2024	2025	2026	6 Year Total	Total
4th Avenue, Sunset Hwy to Maple St	Levy	Funded	ARTERIAL STREET FUND	\$0	\$0	\$0	\$95,000	\$935,000	\$0	\$0	\$0	\$1,030,000	\$1,030,000
	TIB	Unfunded	None	\$0	\$0	\$0	\$185,000	\$1,865,000	\$0	\$0	\$0	\$2,050,000	\$2,050,000
	Sub-Total			\$0	\$0	\$0	\$280,000	\$2,800,000	\$0	\$0	\$0	\$3,080,000	\$3,080,000
4th Avenue Distribution Main Replacement	Utility Rates-IC	Funded	ICM	\$0	\$0	\$0	\$20,000	\$180,000	\$20,000	\$0	\$0	\$220,000	\$220,000
	Sub-Total			\$0	\$0	\$0	\$20,000	\$180,000	\$20,000	\$0	\$0	\$220,000	\$220,000
4th Avenue, Sunset to Maple, Bioretention	Utility Rates-IC	Funded	ICM	\$0	\$0	\$40,000	\$380,000	\$20,000	\$0	\$0	\$0	\$440,000	\$440,000
	Sub-Total			\$0	\$0	\$40,000	\$380,000	\$20,000	\$0	\$0	\$0	\$440,000	\$440,000
Total				\$0	\$0	\$40,000	\$680,000	\$3,000,000	\$20,000	\$0	\$0	\$3,740,000	\$3,740,000

Aubrey L. White Parkway, Downriver Dr to Treatment Plant

IPM-2018-91

Executive Summary

Roadway reconstruction to include updates to retaining walls and stormwater management, as necessary.

Project Justification

The existing roadway is in poor condition, and the heavy construction traffic that will use it over the next few years is expected to damage it further. Drainage conditions need to be addressed.

Location

Aubrey L White Parkway between Downriver Drive and the Wastewater Treatment Plant

Project Status

Project number: 2018096. Planning stage. Construction 2021

External Factors

Project Cost

Project Title	Project Phase	Prior Spending	2020	2021	2022	2023	2024	2025	2026	6 Year Total	Total
Aubrey L. White Parkway, Downriver to Treatment Plant	Construction	\$0	\$0	\$0	\$1,000,000	\$0	\$0	\$0	\$0	\$1,000,000	\$1,000,000
	Sub-Total	\$0	\$0	\$0	\$1,000,000	\$0	\$0	\$0	\$0	\$1,000,000	\$1,000,000
Aubrey L White Parkway Reconstruction	Construction	\$0	\$0	\$0	\$0	\$1,350,000	\$0	\$0	\$0	\$1,350,000	\$1,350,000
	Design	\$0	\$0	\$0	\$150,000	\$0	\$0	\$0	\$0	\$150,000	\$150,000
	Sub-Total	\$0	\$0	\$0	\$150,000	\$1,350,000	\$0	\$0	\$0	\$1,500,000	\$1,500,000
Total		\$0	\$0	\$0	\$1,150,000	\$1,350,000	\$0	\$0	\$0	\$2,500,000	\$2,500,000

Aubrey L. White Parkway, Downriver Dr to Treatment Plant

IPM-2018-91

Project Funding

Project Title	Project Phase	Status	Fund Code	Prior Funding	2020	2021	2022	2023	2024	2025	2026	6 Year Total	Total
Aubrey L. White Parkway, Downriver to Treatment Plant	Levy	Funded	None	\$0	\$0	\$0	\$1,000,000	\$0	\$0	\$0	\$0	\$1,000,000	\$1,000,000
	Sub-Total			\$0	\$0	\$0	\$1,000,000	\$0	\$0	\$0	\$0	\$1,000,000	\$1,000,000
Aubrey L White Parkway Reconstruction	Utility Rates-IC	Funded	ICM	\$0	\$0	\$0	\$150,000	\$1,350,000	\$0	\$0	\$0	\$1,500,000	\$1,500,000
	Sub-Total			\$0	\$0	\$0	\$150,000	\$1,350,000	\$0	\$0	\$0	\$1,500,000	\$1,500,000
Total				\$0	\$0	\$0	\$1,150,000	\$1,350,000	\$0	\$0	\$0	\$2,500,000	\$2,500,000

Broadway Avenue, Cedar to Post St.

IPM-2018-92

Executive Summary

Construct full depth roadway, repair sidewalk, communication conduit and cable, and signals. Replace water distribution mains, sewer pipe along with the brick manholes. Stormwater will be separated from the combined sewer system.

Project Justification

Roadway and utility deterioration require attention.

Location

Broadway Avenue, Cedar to Post Street

Project Status

Project 2018090 This project is currently in the planning stage

External Factors

Project Cost

Project Title	Project Phase	Prior Spending	2020	2021	2022	2023	2024	2025	2026	6 Year Total	Total
Broadway Avenue – Cedar to Post	Design	\$0	\$0	\$0	\$0	\$0	\$770,000	\$0	\$0	\$770,000	\$770,000
	Construction	\$0	\$0	\$0	\$0	\$0	\$0	\$7,100,000	\$0	\$7,100,000	\$7,100,000
	Planning	\$0	\$0	\$0	\$15,000	\$0	\$0	\$0	\$0	\$15,000	\$15,000
	Sub-Total	\$0	\$0	\$0	\$15,000	\$0	\$770,000	\$7,100,000	\$0	\$7,885,000	\$7,885,000
Broadway Avenue, Cedar to Post Street Main Replacement	Design	\$0	\$0	\$0	\$0	\$35,000	\$0	\$0	\$0	\$35,000	\$35,000
	Construction	\$0	\$0	\$0	\$0	\$0	\$400,000	\$0	\$0	\$400,000	\$400,000
	Planning	\$0	\$0	\$5,000	\$0	\$0	\$0	\$0	\$0	\$5,000	\$5,000
	Sub-Total	\$0	\$0	\$5,000	\$0	\$35,000	\$400,000	\$0	\$0	\$440,000	\$440,000
Broadway Avenue, Cedar to Post Street, Sewer Replacement	Design	\$0	\$0	\$0	\$0	\$0	\$24,000	\$0	\$0	\$24,000	\$24,000
	Construction	\$0	\$0	\$0	\$0	\$0	\$0	\$250,000	\$0	\$250,000	\$250,000
	Planning	\$0	\$0	\$0	\$5,000	\$0	\$0	\$0	\$0	\$5,000	\$5,000
	Sub-Total	\$0	\$0	\$0	\$5,000	\$0	\$24,000	\$250,000	\$0	\$279,000	\$279,000
Broadway, Cedar to Post, Stormwater Separation	Design	\$0	\$0	\$0	\$0	\$100,000	\$0	\$0	\$0	\$100,000	\$100,000
	Construction	\$0	\$0	\$0	\$0	\$0	\$1,500,000	\$0	\$0	\$1,500,000	\$1,500,000
	Planning	\$0	\$0	\$10,000	\$0	\$0	\$0	\$0	\$0	\$10,000	\$10,000
	Sub-Total	\$0	\$0	\$10,000	\$0	\$100,000	\$1,500,000	\$0	\$0	\$1,610,000	\$1,610,000
Total		\$0	\$0	\$15,000	\$20,000	\$135,000	\$2,694,000	\$7,350,000	\$0	\$10,214,000	\$10,214,000

Broadway Avenue, Cedar to Post St.

IPM-2018-92

Project Funding

Project Title	Project Phase	Status	Fund Code	Prior Funding	2020	2021	2022	2023	2024	2025	2026	6 Year Total	Total
Broadway Avenue – Cedar to Post	Grant	Unfunded	None	\$0	\$0	\$0	\$0	\$0	\$510,000	\$4,730,000	\$0	\$5,240,000	\$5,240,000
	Levy	Funded	ARTERIAL STREET FUND	\$0	\$0	\$0	\$15,000	\$0	\$260,000	\$2,370,000	\$0	\$2,645,000	\$2,645,000
	Sub-Total			\$0	\$0	\$0	\$15,000	\$0	\$770,000	\$7,100,000	\$0	\$7,885,000	\$7,885,000
Broadway Avenue, Cedar to Post Street Main	Utility Rates-IC	Funded	ICM	\$0	\$0	\$5,000	\$0	\$35,000	\$400,000	\$0	\$0	\$440,000	\$440,000
	Sub-Total			\$0	\$0	\$5,000	\$0	\$35,000	\$400,000	\$0	\$0	\$440,000	\$440,000
Broadway Avenue, Cedar to Post Street, Sewer	Utility Rates-IC	Funded	ICM	\$0	\$0	\$0	\$5,000	\$0	\$24,000	\$250,000	\$0	\$279,000	\$279,000
	Sub-Total			\$0	\$0	\$0	\$5,000	\$0	\$24,000	\$250,000	\$0	\$279,000	\$279,000
Broadway, Cedar to Post, Stormwater Separation	Utility Rates-IC	Funded	ICM	\$0	\$0	\$10,000	\$0	\$100,000	\$1,500,000	\$0	\$0	\$1,610,000	\$1,610,000
	Sub-Total			\$0	\$0	\$10,000	\$0	\$100,000	\$1,500,000	\$0	\$0	\$1,610,000	\$1,610,000
Total				\$0	\$0	\$15,000	\$20,000	\$135,000	\$2,694,000	\$7,350,000	\$0	\$10,214,000	\$10,214,000

Capital Facility Plans for Utilities

IPM-2017-116

Executive Summary

The project will develop a 20 year plan for water, sewer, CSO and stormwater, including monitoring necessary for model calibration and system verification. An analysis will be conducted by Integrated Capital Management to determine where improvements need to be made. A 20 year capital facility plan

Project Justification

This project began by using EPA's Integrated Plan framework to leverage stormwater projects with CSO projects. On-going planning will include Link Spokane and other opportunities for integration. This project is necessary to plan the appropriate improvements needed to keep the water, sewer and stormwater system functioning as necessary and is required by GMA.

Location

City wide

Project Status

Project number 2017091. Planning for CSO is complete. Water and Sewer system work has begun. Stormwater planning has not started. The analysis for the plan began in 2016.

External Factors

Project Cost

Project Title	Project Phase	Prior Spending	2020	2021	2022	2023	2024	2025	2026	6 Year Total	Total
Study - Water Capital Facilities Plan	Planning	\$231,390	\$225,000	\$50,000	\$0	\$0	\$0	\$0	\$0	\$50,000	\$506,390
	Sub-Total	\$231,390	\$225,000	\$50,000	\$0	\$0	\$0	\$0	\$0	\$50,000	\$506,390
Study - Stormwater Capital Facility Plan	Planning	\$81,202	\$1,144,302	\$30,000	\$0	\$0	\$0	\$0	\$0	\$30,000	\$1,255,504
	Sub-Total	\$81,202	\$1,144,302	\$30,000	\$0	\$0	\$0	\$0	\$0	\$30,000	\$1,255,504
Study - Sewer Capital Facility Plan	Planning	\$89,009	\$164,570	\$5,000	\$0	\$0	\$0	\$0	\$0	\$5,000	\$258,579
	Sub-Total	\$89,009	\$164,570	\$5,000	\$0	\$0	\$0	\$0	\$0	\$5,000	\$258,579
Total		\$401,601	\$1,533,872	\$85,000	\$0	\$0	\$0	\$0	\$0	\$85,000	\$2,020,473

Capital Facility Plans for Utilities

IPM-2017-116

Project Funding

Project Title	Project Phase	Status	Fund Code	Prior Funding	2020	2021	2022	2023	2024	2025	2026	6 Year Total	Total
Study - Water Capital Facilities Plan	Utility Rates-IC	Funded	ICM	\$231,390	\$225,000	\$50,000	\$0	\$0	\$0	\$0	\$0	\$50,000	\$506,390
	Sub-Total			\$231,390	\$225,000	\$50,000	\$0	\$0	\$0	\$0	\$0	\$50,000	\$506,390
Study - Stormwater Capital Facility Plan	Revenue Bond	Funded	ICM	\$6,522	\$0	\$0	\$0	\$0	\$0	\$0	\$0	\$0	\$6,522
	Utility Rates-IC	Funded	ICM	\$74,680	\$1,144,302	\$30,000	\$0	\$0	\$0	\$0	\$0	\$30,000	\$1,248,982
	Sub-Total			\$81,202	\$1,144,302	\$30,000	\$0	\$0	\$0	\$0	\$0	\$30,000	\$1,255,504
Study - Sewer Capital Facility Plan	Loan-CWSRF	Funded	ICM	\$89,009	\$0	\$0	\$0	\$0	\$0	\$0	\$0	\$0	\$89,009
	Utility Rates-IC	Funded	ICM	\$0	\$164,570	\$5,000	\$0	\$0	\$0	\$0	\$0	\$5,000	\$169,570
	Sub-Total			\$89,009	\$164,570	\$5,000	\$0	\$0	\$0	\$0	\$0	\$5,000	\$258,579
Total				\$401,601	\$1,533,872	\$85,000	\$0	\$0	\$0	\$0	\$0	\$85,000	\$2,020,473

Cochran Basin

IPM-2017-110

Executive Summary

This project will construct a pipeline to convey stormwater to Cochran Basin storage at the Downriver Disc Golf Course, treatment, and infiltration facilities. Remove and replace the existing 6-inch cast iron water pipe and associated residential water service laterals.

Project Justification

By eliminating the discharge of stormwater from the Cochran Basin, approximately 50% of the City of Spokane's stormwater discharge to the Spokane River will be removed. Approximately 90% of stormwater from this basin will be treated to meet the TMDL requirements from the Department of Ecology.

Location

TJ Meenach from NW Blvd to Downriver Dr to Aubrey L White Pkwy

Project Status

Project numbers 2012500, 2014153, 2017145, 2018158, and 2018060. Portions of this project are in the predesign, design and construction.

External Factors

Project Cost

Project Title	Project Phase	Prior Spending	2020	2021	2022	2023	2024	2025	2026	6 Year Total	Total
Cochran Basin Conveyance Pipeline, TJ Meenach to Downriver	Design	\$0	\$20,000	\$100,000	\$0	\$0	\$0	\$0	\$0	\$100,000	\$120,000
	Construction	\$0	\$0	\$4,010,000	\$3,925,000	\$0	\$0	\$0	\$0	\$7,935,000	\$7,935,000
	Planning	\$9,216	\$0	\$0	\$0	\$0	\$0	\$0	\$0	\$0	\$9,216
	Sub-Total	\$9,216	\$20,000	\$4,110,000	\$3,925,000	\$0	\$0	\$0	\$0	\$8,035,000	\$8,064,216
Cochran Basin Treatment Facility-Downriver Disc Golf Course	Design	\$5,330	\$40,000	\$0	\$0	\$0	\$0	\$0	\$0	\$0	\$45,330
	Construction	\$0	\$2,244,670	\$812,330	\$0	\$0	\$0	\$0	\$0	\$812,330	\$3,057,000
	Sub-Total	\$5,330	\$2,284,670	\$812,330	\$0	\$0	\$0	\$0	\$0	\$812,330	\$3,102,330
Total		\$14,546	\$2,304,670	\$4,922,330	\$3,925,000	\$0	\$0	\$0	\$0	\$8,847,330	\$11,166,546

Cochran Basin

IPM-2017-110

Project Funding

Project Title	Project Phase	Status	Fund Code	Prior Funding	2020	2021	2022	2023	2024	2025	2026	6 Year Total	Total
Cochran Basin Conveyance Pipeline, TJ Meenach to Downriver	Grant-SFAP	Funded	ICM	\$0	\$20,000	\$2,405,000	\$3,575,000	\$0	\$0	\$0	\$0	\$5,980,000	\$6,000,000
	Utility Rates-IC	Funded	ICM	\$9,216	\$0	\$1,705,000	\$350,000	\$0	\$0	\$0	\$0	\$2,055,000	\$2,064,216
	Sub-Total			\$9,216	\$20,000	\$4,110,000	\$3,925,000	\$0	\$0	\$0	\$0	\$8,035,000	\$8,064,216
Cochran Basin Treatment Facility-Downriver Disc Golf Course	Grant-SFAP	Funded	ICM	\$0	\$1,530,000	\$622,500	\$0	\$0	\$0	\$0	\$0	\$622,500	\$2,152,500
	Utility Rates-IC	Funded	ICM	\$5,330	\$754,670	\$189,830	\$0	\$0	\$0	\$0	\$0	\$189,830	\$949,830
	Sub-Total			\$5,330	\$2,284,670	\$812,330	\$0	\$0	\$0	\$0	\$0	\$812,330	\$3,102,330
Total				\$14,546	\$2,304,670	\$4,922,330	\$3,925,000	\$0	\$0	\$0	\$0	\$8,847,330	\$11,166,546

Fort George Wright Drive, Government Way to River

IPM-2017-100

Executive Summary

Construct full depth roadway and repair sidewalk. Project will also replace the water distribution main, provide stormwater separation, upgrade lighting and communication. The area plan will be incorporated into the design to include lane reconfiguration, signal placements, enhance transit, bicycle

Project Justification

This section of roadway and infrastructure is deteriorating and is need of rehabilitation. The existing lines are cast iron lines built in 1967. These pipelines likely wouldn't survive the construction of the new street. This project will eliminate untreated stormwater discharge to the Spokane River.

Location

Fort George Wright between Government Way and the Spokane River

Project Status

Project number: 2016096 Design: 2020; Construction: 2021

External Factors

Project Cost

Project Title	Project Phase	Prior Spending	2020	2021	2022	2023	2024	2025	2026	6 Year Total	Total
Fort George Wright, Government Way to River	Planning	\$0	\$0	\$0	\$0	\$20,000	\$0	\$0	\$0	\$20,000	\$20,000
	Design	\$0	\$0	\$0	\$0	\$0	\$540,000	\$560,000	\$0	\$1,100,000	\$1,100,000
	Construction	\$0	\$0	\$0	\$0	\$0	\$0	\$0	\$4,500,000	\$4,500,000	\$4,500,000
	Sub-Total	\$0	\$0	\$0	\$0	\$20,000	\$540,000	\$560,000	\$4,500,000	\$5,620,000	\$5,620,000
Fort George Wright Transmission Main Replacement	Design	\$0	\$0	\$0	\$0	\$50,000	\$50,000	\$0	\$0	\$100,000	\$100,000
	Construction	\$0	\$0	\$0	\$0	\$0	\$0	\$500,000	\$0	\$500,000	\$500,000
	Planning	\$0	\$0	\$0	\$5,000	\$0	\$0	\$0	\$0	\$5,000	\$5,000
	Sub-Total	\$0	\$0	\$0	\$5,000	\$50,000	\$50,000	\$500,000	\$0	\$605,000	\$605,000
Fort George Wright Sewer Upgrades	Design	\$0	\$0	\$0	\$0	\$320,000	\$500,000	\$0	\$0	\$820,000	\$820,000
	Construction	\$0	\$0	\$0	\$0	\$0	\$0	\$5,000,000	\$5,000,000	\$10,000,000	\$10,000,000
	Planning	\$0	\$10,000	\$90,000	\$0	\$0	\$0	\$0	\$0	\$90,000	\$100,000
	Sub-Total	\$0	\$10,000	\$90,000	\$0	\$320,000	\$500,000	\$5,000,000	\$5,000,000	\$10,910,000	\$10,920,000
Fort George Wright Stormwater Management	Design	\$0	\$0	\$0	\$0	\$72,000	\$73,000	\$0	\$0	\$145,000	\$145,000
	Construction	\$0	\$0	\$0	\$0	\$0	\$0	\$400,000	\$325,000	\$725,000	\$725,000
	Planning	\$0	\$0	\$0	\$0	\$10,000	\$0	\$0	\$0	\$10,000	\$10,000
	Sub-Total	\$0	\$0	\$0	\$0	\$82,000	\$73,000	\$400,000	\$325,000	\$880,000	\$880,000
Total		\$0	\$10,000	\$90,000	\$5,000	\$472,000	\$1,163,000	\$6,460,000	\$9,825,000	\$18,015,000	\$18,025,000

Fort George Wright Drive, Government Way to River

IPM-2017-100

Project Funding

Project Title	Project Phase	Status	Fund Code	Prior Funding	2020	2021	2022	2023	2024	2025	2026	6 Year Total	Total
Fort George Wright, Government Way to River	Levy	Funded	ARTERIAL STREET FUND	\$0	\$0	\$0	\$0	\$20,000	\$180,000	\$190,000	\$1,500,000	\$1,890,000	\$1,890,000
	STBG	Unfunded	None	\$0	\$0	\$0	\$0	\$0	\$180,000	\$185,000	\$1,500,000	\$1,865,000	\$1,865,000
	TIB	Unfunded	None	\$0	\$0	\$0	\$0	\$0	\$180,000	\$185,000	\$1,500,000	\$1,865,000	\$1,865,000
	Sub-Total			\$0	\$0	\$0	\$0	\$20,000	\$540,000	\$560,000	\$4,500,000	\$5,620,000	\$5,620,000
Fort George Wright Transmission Main Replacement	Utility Rates-IC	Funded	ICM	\$0	\$0	\$0	\$5,000	\$50,000	\$50,000	\$500,000	\$0	\$605,000	\$605,000
	Sub-Total			\$0	\$0	\$0	\$5,000	\$50,000	\$50,000	\$500,000	\$0	\$605,000	\$605,000
Fort George Wright Sewer Upgrades	Utility Rates-IC	Funded	ICM	\$0	\$10,000	\$90,000	\$0	\$320,000	\$500,000	\$5,000,000	\$5,000,000	\$10,910,000	\$10,920,000
	Sub-Total			\$0	\$10,000	\$90,000	\$0	\$320,000	\$500,000	\$5,000,000	\$5,000,000	\$10,910,000	\$10,920,000
Fort George Wright Stormwater Management	Utility Rates-IC	Funded	ICM	\$0	\$0	\$0	\$0	\$82,000	\$73,000	\$400,000	\$325,000	\$880,000	\$880,000
	Sub-Total			\$0	\$0	\$0	\$0	\$82,000	\$73,000	\$400,000	\$325,000	\$880,000	\$880,000
Total				\$0	\$10,000	\$90,000	\$5,000	\$472,000	\$1,163,000	\$6,460,000	\$9,825,000	\$18,015,000	\$18,025,000

Freya Street, Garland Ave to Francis Ave

IPM-2017-101

Executive Summary

Construct full depth roadway with drainage to bio-infiltration facilities aside the roadway. Install new 30-inch transmission main between Wellesley and Francis, and replace existing 30-inch steel line between Garland and Wellesley. Project split at Wellesley for delivery in two phases.

Project Justification

This project will prepare Freya Street to function in the capacity of the surrounding Industrial usage in 'The Yards' development zone. Zoning and environmental improvements on adjacent properties are preparing this area for future development. These street improvements will facilitate such opportunities. The transmission main will be an integral improvement for meeting the needs of future business.

Location

Freya Street between Garland Avenue and Francis Avenue

Project Status

Project Number: 2017081 Planning Stage Design in 2022; Construction to begin in 2023

External Factors

Project Cost

Project Title	Project Phase	Prior Spending	2020	2021	2022	2023	2024	2025	2026	6 Year Total	Total
Freya Street, Garland Avenue to Francis Avenue	Design	\$0	\$0	\$0	\$0	\$0	\$300,000	\$380,000	\$0	\$680,000	\$680,000
	Construction	\$0	\$0	\$0	\$0	\$0	\$0	\$0	\$6,500,000	\$6,500,000	\$6,500,000
	Land purchase	\$0	\$0	\$0	\$0	\$0	\$0	\$100,000	\$0	\$100,000	\$100,000
	Sub-Total	\$0	\$0	\$0	\$0	\$0	\$300,000	\$480,000	\$6,500,000	\$7,280,000	\$7,280,000
Freya St Transmission Main, Garland Ave to Francis Ave	Design	\$0	\$0	\$0	\$0	\$0	\$1,030,000	\$0	\$0	\$1,030,000	\$1,030,000
	Construction	\$0	\$0	\$0	\$0	\$0	\$0	\$4,050,000	\$0	\$4,050,000	\$4,050,000
	Sub-Total	\$0	\$0	\$0	\$0	\$0	\$1,030,000	\$4,050,000	\$0	\$5,080,000	\$5,080,000
Total		\$0	\$0	\$0	\$0	\$0	\$1,330,000	\$4,530,000	\$6,500,000	\$12,360,000	\$12,360,000

Freya Street, Garland Ave to Francis Ave

IPM-2017-101

Project Funding

Project Title	Project Phase	Status	Fund Code	Prior Funding	2020	2021	2022	2023	2024	2025	2026	6 Year Total	Total
Freya Street, Garland Avenue to Francis Avenue	REET	Funded	ARTERIAL STREET FUND	\$0	\$0	\$0	\$0	\$0	\$100,000	\$160,000	\$2,170,000	\$2,430,000	\$2,430,000
	FMSIB	Unfunded	None	\$0	\$0	\$0	\$0	\$0	\$200,000	\$320,000	\$4,330,000	\$4,850,000	\$4,850,000
	Sub-Total			\$0	\$0	\$0	\$0	\$0	\$300,000	\$480,000	\$6,500,000	\$7,280,000	\$7,280,000
Freya St Transmission Main, Garland Ave to Francis Ave	Utility Rates-IC	Funded	ICM	\$0	\$0	\$0	\$0	\$0	\$1,030,000	\$4,050,000	\$0	\$5,080,000	\$5,080,000
	Sub-Total			\$0	\$0	\$0	\$0	\$0	\$1,030,000	\$4,050,000	\$0	\$5,080,000	\$5,080,000
Total				\$0	\$0	\$0	\$0	\$0	\$1,330,000	\$4,530,000	\$6,500,000	\$12,360,000	\$12,360,000

Havana Street, Sprague to Broadway Ave

IPM-2018-94

Executive Summary

Construct full depth roadway, repair sidewalk, communication conduit and cable, signal and utility updates. The project will provide stormwater improvements along Havana within the street project limits to remove from the combined sewer system, the the existing 8-inch sewer pipe in will be replace

Project Justification

Roadway and utility deterioration require attention. Separating stormwater from the combined sewer system will reduce the volume treated at the Riverside Park Water Reclamation Facility and better protect the interceptor.

Location

Havana Street, Sprague to Broadway Avenue.

Project Status

Project number: 2018092. The project is in the planning stage.

External Factors

Project Cost

Project Title	Project Phase	Prior Spending	2020	2021	2022	2023	2024	2025	2026	6 Year Total	Total
Havana Street – Sprague to Broadway	Design	\$0	\$0	\$0	\$0	\$0	\$0	\$400,000	\$650,000	\$1,050,000	\$1,050,000
	Construction	\$0	\$0	\$0	\$0	\$0	\$0	\$0	\$0	\$0	\$0
	Sub-Total	\$0	\$0	\$0	\$0	\$0	\$0	\$400,000	\$650,000	\$1,050,000	\$1,050,000
Havana Street, Sprague to Broadway Avenue Main Replacement	Design	\$0	\$0	\$0	\$0	\$0	\$70,000	\$145,000	\$0	\$215,000	\$215,000
	Construction	\$0	\$0	\$0	\$0	\$0	\$0	\$0	\$0	\$0	\$0
	Planning	\$0	\$250,000	\$250,000	\$0	\$0	\$0	\$0	\$0	\$250,000	\$500,000
	Sub-Total	\$0	\$250,000	\$250,000	\$0	\$0	\$70,000	\$145,000	\$0	\$465,000	\$715,000
Havana Street, Broadway to Sprague Avenue Sewer Upgrades	Design	\$0	\$0	\$0	\$0	\$0	\$0	\$20,000	\$40,000	\$60,000	\$60,000
	Construction	\$0	\$0	\$0	\$0	\$0	\$0	\$0	\$0	\$0	\$0
	Sub-Total	\$0	\$0	\$0	\$0	\$0	\$0	\$20,000	\$40,000	\$60,000	\$60,000
Havana Street, Sprague to Broadway Separation	Design	\$0	\$0	\$0	\$0	\$0	\$0	\$25,000	\$25,000	\$50,000	\$50,000
	Construction	\$0	\$0	\$0	\$0	\$0	\$0	\$0	\$0	\$0	\$0
	Sub-Total	\$0	\$0	\$0	\$0	\$0	\$0	\$25,000	\$25,000	\$50,000	\$50,000
Total		\$0	\$250,000	\$250,000	\$0	\$0	\$70,000	\$590,000	\$715,000	\$1,625,000	\$1,875,000

Havana Street, Sprague to Broadway Ave

IPM-2018-94

Project Funding

Project Title	Project Phase	Status	Fund Code	Prior Funding	2020	2021	2022	2023	2024	2025	2026	6 Year Total	Total
Havana Street – Sprague to Broadway	Grant	Unfunded	None	\$0	\$0	\$0	\$0	\$0	\$0	\$265,000	\$430,000	\$695,000	\$695,000
	Levy	Funded	ARTERIAL STREET FUND	\$0	\$0	\$0	\$0	\$0	\$0	\$135,000	\$220,000	\$355,000	\$355,000
	Sub-Total			\$0	\$0	\$0	\$0	\$0	\$0	\$400,000	\$650,000	\$1,050,000	\$1,050,000
Havana Street, Sprague to Broadway Avenue Main Replacement	Utility Rates-IC	Funded	ICM	\$0	\$250,000	\$250,000	\$0	\$0	\$70,000	\$145,000	\$0	\$465,000	\$715,000
	Sub-Total			\$0	\$250,000	\$250,000	\$0	\$0	\$70,000	\$145,000	\$0	\$465,000	\$715,000
Havana Street, Broadway to Sprague Avenue Sewer Upgrades	Utility Rates-IC	Funded	ICM	\$0	\$0	\$0	\$0	\$0	\$0	\$20,000	\$40,000	\$60,000	\$60,000
	Sub-Total			\$0	\$0	\$0	\$0	\$0	\$0	\$20,000	\$40,000	\$60,000	\$60,000
Havana Street, Sprague to Broadway Separation	Utility Rates-IC	Funded	ICM	\$0	\$0	\$0	\$0	\$0	\$0	\$25,000	\$25,000	\$50,000	\$50,000
	Sub-Total			\$0	\$0	\$0	\$0	\$0	\$0	\$25,000	\$25,000	\$50,000	\$50,000
Total				\$0	\$250,000	\$250,000	\$0	\$0	\$70,000	\$590,000	\$715,000	\$1,625,000	\$1,875,000

Howard Street, Sprague Ave to Riverside Ave

IPM-2017-102

Executive Summary

Pavement re-surfacing, sidewalk repair and/or updating, curb bump-outs, securing vaulted sidewalks, and upgrading lighting. Water lines will need some updates. This project will also build upon and complement the Spokane Transit Central City Line improvements. Candidate for Alternative Delivery.

Project Justification

Pavement and utility infrastructure are aging and will need rehabilitation. Vaulted sidewalks need attention to reduce risk of failure. Replacement of water pipes has been determined prudent since planned street work within same limits may damage old pipe and laterals.

Location

Howard Street between Sprague Avenue and Riverside Avenue

Project Status

Project number: 2017082 Design 2018; Construction 2019

External Factors

Project Cost

Project Title	Project Phase	Prior Spending	2020	2021	2022	2023	2024	2025	2026	6 Year Total	Total
Howard St, Sprague Ave to Riverside Ave	Design	\$0	\$70,000	\$0	\$0	\$0	\$0	\$0	\$0	\$0	\$70,000
	Construction	\$0	\$0	\$600,000	\$0	\$0	\$0	\$0	\$0	\$600,000	\$600,000
	Sub-Total	\$0	\$70,000	\$600,000	\$0	\$0	\$0	\$0	\$0	\$600,000	\$670,000
Total		\$0	\$70,000	\$600,000	\$0	\$0	\$0	\$0	\$0	\$600,000	\$670,000

Project Funding

Project Title	Project Phase	Status	Fund Code	Prior Funding	2020	2021	2022	2023	2024	2025	2026	6 Year Total	Total
Howard St, Sprague Ave to Riverside Ave	STA	Funded	ARTERIAL STREET FUND	\$0	\$70,000	\$600,000	\$0	\$0	\$0	\$0	\$0	\$600,000	\$670,000
	Sub-Total			\$0	\$70,000	\$600,000	\$0	\$0	\$0	\$0	\$0	\$600,000	\$670,000
Total				\$0	\$70,000	\$600,000	\$0	\$0	\$0	\$0	\$0	\$600,000	\$670,000

Main Ave, Wall St to Browne St

IPM-2017-103

Executive Summary

Pavement re-surfacing, sidewalk repair/updating, curb bump-outs, securing vaulted sidewalks, water upgrades, stormwater improvements and upgrading signal and lighting. This project will also build upon and complement the Spokane Transit CCL improvements. Candidate for Alternative Delivery.

Project Justification

Pavement and utility infrastructure are aging and will need rehabilitation. Vaulted sidewalks need attention to reduce risk of failure. The downtown area has a history of rain related back-ups and surcharging. This project will provide additional capacity for the rain-related issues. It has been determined that the main and laterals may be damaged due planned street improvement work within same limits.

Location

Main Avenue between Wall Street and Browne Street

Project Status

Project number: 2017083 Scoping 2021; Design 2022; Construction 2023

External Factors

Project Cost

Project Title	Project Phase	Prior Spending	2020	2021	2022	2023	2024	2025	2026	6 Year Total	Total
Main Ave, Monroe St to Browne St	Design	\$0	\$0	\$0	\$0	\$0	\$0	\$250,000	\$0	\$250,000	\$250,000
	Construction	\$0	\$0	\$0	\$0	\$0	\$0	\$0	\$5,000,000	\$5,000,000	\$5,000,000
	Planning	\$0	\$0	\$0	\$0	\$75,000	\$0	\$0	\$0	\$75,000	\$75,000
	Land purchase	\$0	\$0	\$0	\$0	\$0	\$0	\$80,000	\$0	\$80,000	\$80,000
	Sub-Total	\$0	\$0	\$0	\$0	\$75,000	\$0	\$330,000	\$5,000,000	\$5,405,000	\$5,405,000
Main Ave, Wall St to Browne St	Design	\$0	\$0	\$0	\$40,000	\$80,000	\$0	\$0	\$0	\$120,000	\$120,000
	Construction	\$0	\$0	\$0	\$0	\$0	\$600,000	\$700,000	\$0	\$1,300,000	\$1,300,000
	Sub-Total	\$0	\$0	\$0	\$40,000	\$80,000	\$600,000	\$700,000	\$0	\$1,420,000	\$1,420,000
Main Avenue Stormwater, Wall to Browne	Planning	\$0	\$0	\$0	\$0	\$40,000	\$0	\$0	\$0	\$40,000	\$40,000
	Design	\$0	\$0	\$0	\$0	\$0	\$0	\$120,000	\$0	\$120,000	\$120,000
	Construction	\$0	\$0	\$0	\$0	\$0	\$0	\$0	\$1,200,000	\$1,200,000	\$1,200,000
	Sub-Total	\$0	\$0	\$0	\$0	\$40,000	\$0	\$120,000	\$1,200,000	\$1,360,000	\$1,360,000
Total		\$0	\$0	\$0	\$40,000	\$195,000	\$600,000	\$1,150,000	\$6,200,000	\$8,185,000	\$8,185,000

Main Ave, Wall St to Browne St

IPM-2017-103

Project Funding

Project Title	Project Phase	Status	Fund Code	Prior Funding	2020	2021	2022	2023	2024	2025	2026	6 Year Total	Total
Main Ave, Monroe St to Browne St	Levy	Funded	ARTERIAL STREET FUND	\$0	\$0	\$0	\$0	\$75,000	\$0	\$110,000	\$1,600,000	\$1,785,000	\$1,785,000
	STBG	Unfunded	None	\$0	\$0	\$0	\$0	\$0	\$0	\$110,000	\$1,700,000	\$1,810,000	\$1,810,000
	TIB	Unfunded	None	\$0	\$0	\$0	\$0	\$0	\$0	\$110,000	\$1,700,000	\$1,810,000	\$1,810,000
	Sub-Total			\$0	\$0	\$0	\$0	\$75,000	\$0	\$330,000	\$5,000,000	\$5,405,000	\$5,405,000
Main Ave, Wall St to Browne St	Utility Rates-IC	Funded	ICM	\$0	\$0	\$0	\$40,000	\$80,000	\$600,000	\$700,000	\$0	\$1,420,000	\$1,420,000
	Sub-Total			\$0	\$0	\$0	\$40,000	\$80,000	\$600,000	\$700,000	\$0	\$1,420,000	\$1,420,000
Main Avenue Stormwater, Wall to Browne	Utility Rates-IC	Funded	ICM	\$0	\$0	\$0	\$0	\$40,000	\$0	\$120,000	\$1,200,000	\$1,360,000	\$1,360,000
	Sub-Total			\$0	\$0	\$0	\$0	\$40,000	\$0	\$120,000	\$1,200,000	\$1,360,000	\$1,360,000
Total				\$0	\$0	\$0	\$40,000	\$195,000	\$600,000	\$1,150,000	\$6,200,000	\$8,185,000	\$8,185,000

Executive Summary

Construct full depth roadway, repair sidewalk, communication conduit and cable, signal and utility updates. Replace water distribution main, sewer pipe and brick manholes. This project will provide treatment and potential retention of stormwater prior to discharging back into the existing separated

Project Justification

Roadway and utility deterioration require attention. The existing water cast iron pipes and clay sewer pipe in this section Mallon Avenue are unlikely to survive construction. This project will improve the water quality in the Spokane River. Treatment will be provided prior to discharging the runoff. This untreated runoff currently drains through an MS4 to the Spokane River.

Location

The project is located along Mallon Avenue between Monroe and Howard

Project Status

Project number 2018088. Planning stages.

External Factors

Project Cost

Project Title	Project Phase	Prior Spending	2020	2021	2022	2023	2024	2025	2026	6 Year Total	Total
Mallon Avenue – Monroe to Howard	Design	\$0	\$0	\$0	\$0	\$0	\$50,000	\$500,000	\$0	\$550,000	\$550,000
	Construction	\$0	\$0	\$0	\$0	\$0	\$0	\$0	\$5,500,000	\$5,500,000	\$5,500,000
	Planning	\$0	\$0	\$0	\$0	\$20,000	\$0	\$0	\$0	\$20,000	\$20,000
	Land purchase	\$0	\$0	\$0	\$0	\$0	\$0	\$75,000	\$0	\$75,000	\$75,000
	Sub-Total	\$0	\$0	\$0	\$0	\$20,000	\$50,000	\$575,000	\$5,500,000	\$6,145,000	\$6,145,000
Mallon Avenue, Howard to Monroe Street Main Replacement	Design	\$0	\$0	\$0	\$0	\$0	\$30,000	\$0	\$0	\$30,000	\$30,000
	Construction	\$0	\$0	\$0	\$0	\$0	\$0	\$400,000	\$0	\$400,000	\$400,000
	Sub-Total	\$0	\$0	\$0	\$0	\$0	\$30,000	\$400,000	\$0	\$430,000	\$430,000
Mallon Avenue, Monroe to Howard St, Sewer Replacement	Design	\$0	\$0	\$0	\$0	\$0	\$20,000	\$20,000	\$0	\$40,000	\$40,000
	Construction	\$0	\$0	\$0	\$0	\$0	\$0	\$0	\$330,000	\$330,000	\$330,000
	Planning	\$0	\$0	\$0	\$0	\$5,000	\$0	\$0	\$0	\$5,000	\$5,000
	Sub-Total	\$0	\$0	\$0	\$0	\$5,000	\$20,000	\$20,000	\$330,000	\$375,000	\$375,000
Mallon Avenue, Monroe to Howard, Stormwater Management	Construction	\$0	\$0	\$0	\$0	\$0	\$0	\$600,000	\$0	\$600,000	\$600,000
	Design	\$0	\$0	\$0	\$0	\$0	\$60,000	\$0	\$0	\$60,000	\$60,000
	Sub-Total	\$0	\$0	\$0	\$0	\$0	\$60,000	\$600,000	\$0	\$660,000	\$660,000
Total		\$0	\$0	\$0	\$0	\$25,000	\$160,000	\$1,595,000	\$5,830,000	\$7,610,000	1107

Mallon Avenue, Monroe to Howard St

IPM-2018-95

Project Funding

Project Title	Project Phase	Status	Fund Code	Prior Funding	2020	2021	2022	2023	2024	2025	2026	6 Year Total	Total
Mallon Avenue – Monroe to Howard	REET	Funded	ARTERIAL STREET FUND	\$0	\$0	\$0	\$0	\$20,000	\$50,000	\$190,000	\$1,825,000	\$2,085,000	\$2,085,000
	TIB	Unfunded	None	\$0	\$0	\$0	\$0	\$0	\$0	\$385,000	\$3,675,000	\$4,060,000	\$4,060,000
	Sub-Total			\$0	\$0	\$0	\$0	\$20,000	\$50,000	\$575,000	\$5,500,000	\$6,145,000	\$6,145,000
Mallon Avenue, Howard to Monroe Street Main	Utility Rates-IC	Funded	ICM	\$0	\$0	\$0	\$0	\$0	\$30,000	\$400,000	\$0	\$430,000	\$430,000
	Sub-Total			\$0	\$0	\$0	\$0	\$0	\$30,000	\$400,000	\$0	\$430,000	\$430,000
Mallon Avenue, Monroe to Howard St, Sewer	Utility Rates-IC	Funded	ICM	\$0	\$0	\$0	\$0	\$5,000	\$20,000	\$20,000	\$330,000	\$375,000	\$375,000
	Sub-Total			\$0	\$0	\$0	\$0	\$5,000	\$20,000	\$20,000	\$330,000	\$375,000	\$375,000
Mallon Avenue, Monroe to Howard, Stormwater Management	Grant-SFAP	Unfunded	None	\$0	\$0	\$0	\$0	\$0	\$48,000	\$480,000	\$0	\$528,000	\$528,000
	Utility Rates-IC	Funded	ICM	\$0	\$0	\$0	\$0	\$0	\$12,000	\$120,000	\$0	\$132,000	\$132,000
	Sub-Total			\$0	\$0	\$0	\$0	\$0	\$60,000	\$600,000	\$0	\$660,000	\$660,000
Total				\$0	\$0	\$0	\$0	\$25,000	\$160,000	\$1,595,000	\$5,830,000	\$7,610,000	\$7,610,000

Maple St, Riverside St to Pacific St

IPM-2017-104

Executive Summary

Construct full depth roadway, and repair sidewalk. Project will replace water distribution main, upgrade signals, communications, and lighting. The project will separate stormwater. Also coordinate to complement Spokane Transit's Central City Line.

Project Justification

The project will reduce the untreated stormwater discharge to the Spokane River. The cast iron water main would not likely survive the construction of the road. This section of roadway and infrastructure is deteriorating and is need of rehabilitation.

Location

Maple Street between Riverside and Pacific

Project Status

Project number: 2016094 Design:2023; Construction: 2024 Project is candidate for Alternative Delivery

External Factors

Project Cost

Project Title	Project Phase	Prior Spending	2020	2021	2022	2023	2024	2025	2026	6 Year Total	Total
Maple Street (Riverside to Pacific)	Design	\$0	\$20,000	\$0	\$0	\$0	\$0	\$0	\$0	\$0	\$20,000
	Construction	\$0	\$0	\$90,000	\$0	\$0	\$0	\$0	\$0	\$90,000	\$90,000
	Sub-Total	\$0	\$20,000	\$90,000	\$0	\$0	\$0	\$0	\$0	\$90,000	\$110,000
Maple Street, Riverside to Pacific, Stormwater Separation	Design	\$0	\$0	\$0	\$0	\$0	\$0	\$0	\$0	\$0	\$0
	Construction	\$0	\$0	\$60,000	\$5,000	\$0	\$0	\$0	\$0	\$65,000	\$65,000
	Sub-Total	\$0	\$0	\$60,000	\$5,000	\$0	\$0	\$0	\$0	\$65,000	\$65,000
Maple Street, Riverside Ave to Pacific Ave	Design	\$1,055	\$58,945	\$0	\$0	\$0	\$0	\$0	\$0	\$0	\$60,000
	Construction	\$0	\$0	\$720,000	\$0	\$0	\$0	\$0	\$0	\$720,000	\$720,000
	Sub-Total	\$1,055	\$58,945	\$720,000	\$0	\$0	\$0	\$0	\$0	\$720,000	\$780,000
Total		\$1,055	\$78,945	\$870,000	\$5,000	\$0	\$0	\$0	\$0	\$875,000	\$955,000

Maple St, Riverside St to Pacific St

IPM-2017-104

Project Funding

Project Title	Project Phase	Status	Fund Code	Prior Funding	2020	2021	2022	2023	2024	2025	2026	6 Year Total	Total
Maple Street (Riverside to Pacific)	Utility Rates-IC	Funded	ICM	\$0	\$20,000	\$90,000	\$0	\$0	\$0	\$0	\$0	\$90,000	\$110,000
	Sub-Total			\$0	\$20,000	\$90,000	\$0	\$0	\$0	\$0	\$0	\$90,000	\$110,000
Maple Street, Riverside to Pacific, Stormwater Separation	Utility Rates-IC	Funded	ICM	\$0	\$0	\$60,000	\$5,000	\$0	\$0	\$0	\$0	\$65,000	\$65,000
	Sub-Total			\$0	\$0	\$60,000	\$5,000	\$0	\$0	\$0	\$0	\$65,000	\$65,000
Maple Street, Riverside Ave to Pacific Ave	STA	Funded	ARTERIAL STREET	\$1,055	\$58,945	\$720,000	\$0	\$0	\$0	\$0	\$0	\$720,000	\$780,000
	Sub-Total			\$1,055	\$58,945	\$720,000	\$0	\$0	\$0	\$0	\$0	\$720,000	\$780,000
Total				\$1,055	\$78,945	\$870,000	\$5,000	\$0	\$0	\$0	\$0	\$875,000	\$955,000

Napa St, Sprague to 2nd

IPM-2016-166

Executive Summary

Construct full depth roadway, and repair sidewalks. This project will also replace water distribution main, provide for stormwater separation, and incorporate necessary signal, lighting and conduit updates.

Project Justification

This section of roadway and infrastructure is deteriorating and is need of rehabilitation. Stormwater in this portion of Napa Street flows to the CSO Basin 34 and will be separated. The existing water pipe has reached its useful life and likely would not survive the construction of the street project.

Location

Napa Street between Sprague Avenue and 2nd Avenue

Project Status

Project number: 2016093 Design: 2021; Construction: 2022

External Factors

Project Cost

Project Title	Project Phase	Prior Spending	2020	2021	2022	2023	2024	2025	2026	6 Year Total	Total
Napa Street, Sprague Ave to 2nd Ave	Design	\$0	\$0	\$0	\$0	\$0	\$0	\$140,000	\$0	\$140,000	\$140,000
	Construction	\$0	\$0	\$0	\$0	\$0	\$0	\$0	\$1,400,000	\$1,400,000	\$1,400,000
	Sub-Total	\$0	\$0	\$0	\$0	\$0	\$0	\$140,000	\$1,400,000	\$1,540,000	\$1,540,000
Napa Distribution Replacement (2nd to Sprague)	Design	\$0	\$0	\$0	\$0	\$0	\$30,000	\$0	\$0	\$30,000	\$30,000
	Construction	\$0	\$0	\$0	\$0	\$0	\$0	\$300,000	\$0	\$300,000	\$300,000
	Sub-Total	\$0	\$0	\$0	\$0	\$0	\$30,000	\$300,000	\$0	\$330,000	\$330,000
Napa Street, Sprague to 2nd Stormwater	Design	\$0	\$0	\$0	\$0	\$0	\$0	\$50,000	\$0	\$50,000	\$50,000
	Construction	\$0	\$0	\$0	\$0	\$0	\$0	\$0	\$500,000	\$500,000	\$500,000
	Sub-Total	\$0	\$0	\$0	\$0	\$0	\$0	\$50,000	\$500,000	\$550,000	\$550,000
Total		\$0	\$0	\$0	\$0	\$0	\$30,000	\$490,000	\$1,900,000	\$2,420,000	\$2,420,000

Napa St, Sprague to 2nd

IPM-2016-166

Project Funding

Project Title	Project Phase	Status	Fund Code	Prior Funding	2020	2021	2022	2023	2024	2025	2026	6 Year Total	Total
Napa Street, Sprague Ave to 2nd Ave	Grant	Unfunded	None	\$0	\$0	\$0	\$0	\$0	\$0	\$93,000	\$933,000	\$1,026,000	\$1,026,000
	Levy	Funded	ARTERIAL STREET FUND	\$0	\$0	\$0	\$0	\$0	\$0	\$47,000	\$467,000	\$514,000	\$514,000
	Sub-Total			\$0	\$0	\$0	\$0	\$0	\$0	\$140,000	\$1,400,000	\$1,540,000	\$1,540,000
Napa Distribution Replacement (2nd to Sprague)	Utility Rates-IC	Funded	ICM	\$0	\$0	\$0	\$0	\$0	\$30,000	\$300,000	\$0	\$330,000	\$330,000
	Sub-Total			\$0	\$0	\$0	\$0	\$0	\$30,000	\$300,000	\$0	\$330,000	\$330,000
Napa Street, Sprague to 2nd Stormwater	Grant-SFAP	Unfunded	None	\$0	\$0	\$0	\$0	\$0	\$0	\$37,500	\$375,000	\$412,500	\$412,500
	Utility Rates-IC	Funded	ICM	\$0	\$0	\$0	\$0	\$0	\$0	\$12,500	\$125,000	\$137,500	\$137,500
	Sub-Total			\$0	\$0	\$0	\$0	\$0	\$0	\$50,000	\$500,000	\$550,000	\$550,000
Total				\$0	\$0	\$0	\$0	\$0	\$30,000	\$490,000	\$1,900,000	\$2,420,000	\$2,420,000

North-South Corridor Projects

IPM-2017-111

Executive Summary

Install new water and sewer pipe in casings under North South Corridor and BNSF Railroad.

Project Justification

Construction of the North South Corridor (NSC) project requires replacing the water mains and sewers for the water and sewer system operate with the new highway. Construction of the North South Corridor Highway project provides an opportunity to make improvements at the same time as the construction projects

Location

Hillyard area, from Ferrall and Crown to Haven & Broad

Project Status

Project numbers 2017159, 2018056, 2017153, 2017157, 2017156, 2017158, 2017183, and 2017155. Planning and design. Construction 2019 through 2021

External Factors

Project Cost

Project Title	Project Phase	Prior Spending	2020	2021	2022	2023	2024	2025	2026	6 Year Total	Total
NSC - Wellesley Avenue PH 2, Haven to Market	Construction	\$0	\$0	\$3,800,000	\$345,000	\$0	\$0	\$0	\$0	\$4,145,000	\$4,145,000
	Design	\$38,169	\$112,000	\$100,000	\$0	\$0	\$0	\$0	\$0	\$100,000	\$250,169
	Land purchase	\$0	\$25,000	\$0	\$0	\$0	\$0	\$0	\$0	\$0	\$25,000
	Sub-Total	\$38,169	\$137,000	\$3,900,000	\$345,000	\$0	\$0	\$0	\$0	\$4,245,000	\$4,420,169
NSC - 3rd Ave Water Reroute Regal to Havana	Planning	\$0	\$0	\$10,000	\$0	\$0	\$0	\$0	\$0	\$10,000	\$10,000
	Design	\$0	\$0	\$0	\$160,000	\$0	\$0	\$0	\$0	\$160,000	\$160,000
	Construction	\$0	\$0	\$0	\$0	\$1,725,000	\$0	\$0	\$0	\$1,725,000	\$1,725,000
	Sub-Total	\$0	\$0	\$10,000	\$160,000	\$1,725,000	\$0	\$0	\$0	\$1,895,000	\$1,895,000
NSC - 2nd Ave & 3rd Ave Water Reroute West	Planning	\$0	\$0	\$20,000	\$0	\$0	\$0	\$0	\$0	\$20,000	\$20,000
	Design	\$0	\$0	\$0	\$580,000	\$0	\$0	\$0	\$0	\$580,000	\$580,000
	Construction	\$0	\$0	\$0	\$0	\$6,000,000	\$0	\$0	\$0	\$6,000,000	\$6,000,000
	Sub-Total	\$0	\$0	\$20,000	\$580,000	\$6,000,000	\$0	\$0	\$0	\$6,600,000	\$6,600,000

North-South Corridor Projects

IPM-2017-111

Project Cost

Project Title	Project Phase	Prior Spending	2020	2021	2022	2023	2024	2025	2026	6 Year Total	Total
NSC - Trent Interchange Water, Storm and Sewer Reroute	Planning	\$0	\$0	\$10,000	\$0	\$0	\$0	\$0	\$0	\$10,000	\$10,000
	Design	\$0	\$0	\$115,000	\$0	\$0	\$0	\$0	\$0	\$115,000	\$115,000
	Construction	\$0	\$0	\$0	\$1,000,000	\$0	\$0	\$0	\$0	\$1,000,000	\$1,000,000
	Sub-Total	\$0	\$0	\$125,000	\$1,000,000	\$0	\$0	\$0	\$0	\$1,125,000	\$1,125,000
NSC - Trumpet Area Water Reroute	Planning	\$0	\$0	\$37,000	\$0	\$0	\$0	\$0	\$0	\$37,000	\$37,000
	Design	\$0	\$0	\$0	\$885,000	\$0	\$0	\$0	\$0	\$885,000	\$885,000
	Construction	\$0	\$0	\$0	\$0	\$9,225,000	\$0	\$0	\$0	\$9,225,000	\$9,225,000
	Sub-Total	\$0	\$0	\$37,000	\$885,000	\$9,225,000	\$0	\$0	\$0	\$10,147,000	\$10,147,000
NSC Planning from Interstate 90 to Sprague Avenue	Planning	\$0	\$16,000	\$10,000	\$5,000	\$0	\$0	\$0	\$0	\$15,000	\$31,000
	Sub-Total	\$0	\$16,000	\$10,000	\$5,000	\$0	\$0	\$0	\$0	\$15,000	\$31,000
NSC - I-90 North Sewer Realignment	Planning	\$0	\$0	\$20,000	\$0	\$0	\$0	\$0	\$0	\$20,000	\$20,000
	Design	\$0	\$0	\$0	\$670,000	\$0	\$0	\$0	\$0	\$670,000	\$670,000
	Construction	\$0	\$0	\$0	\$0	\$6,900,000	\$0	\$0	\$0	\$6,900,000	\$6,900,000
	Sub-Total	\$0	\$0	\$20,000	\$670,000	\$6,900,000	\$0	\$0	\$0	\$7,590,000	\$7,590,000
NSC - 3rd Ave Sewer Reroute	Planning	\$0	\$0	\$15,000	\$0	\$0	\$0	\$0	\$0	\$15,000	\$15,000
	Design	\$0	\$0	\$0	\$100,000	\$0	\$0	\$0	\$0	\$100,000	\$100,000
	Construction	\$0	\$0	\$0	\$0	\$1,150,000	\$0	\$0	\$0	\$1,150,000	\$1,150,000
	Sub-Total	\$0	\$0	\$15,000	\$100,000	\$1,150,000	\$0	\$0	\$0	\$1,265,000	\$1,265,000
NSC - Trent Interchange Water, Storm and Sewer Reroute	Planning	\$0	\$0	\$10,000	\$0	\$0	\$0	\$0	\$0	\$10,000	\$10,000
	Design	\$0	\$0	\$115,000	\$0	\$0	\$0	\$0	\$0	\$115,000	\$115,000
	Construction	\$0	\$0	\$0	\$1,000,000	\$0	\$0	\$0	\$0	\$1,000,000	\$1,000,000
	Sub-Total	\$0	\$0	\$125,000	\$1,000,000	\$0	\$0	\$0	\$0	\$1,125,000	\$1,125,000
NSC - Ralph Stormwater Improvements	Design	\$0	\$110,000	\$0	\$0	\$0	\$0	\$0	\$0	\$0	\$110,000
	Construction	\$0	\$0	\$0	\$1,150,000	\$0	\$0	\$0	\$0	\$1,150,000	\$1,150,000
	Planning	\$0	\$20,000	\$0	\$0	\$0	\$0	\$0	\$0	\$0	\$20,000
	Sub-Total	\$0	\$130,000	\$0	\$1,150,000	\$0	\$0	\$0	\$0	\$1,150,000	\$1,280,000
NSC Planning - Interstate 90 to Sprague Avenue	Planning	\$0	\$10,000	\$8,000	\$4,000	\$0	\$0	\$0	\$0	\$12,000	\$22,000
	Sub-Total	\$0	\$10,000	\$8,000	\$4,000	\$0	\$0	\$0	\$0	\$12,000	\$22,000

North-South Corridor Projects

IPM-2017-111

Project Cost

Project Title	Project Phase	Prior Spending	2020	2021	2022	2023	2024	2025	2026	6 Year Total	Total
NSC - Greene Basin Storm Improvements	Planning	\$0	\$10,000	\$0	\$0	\$0	\$0	\$0	\$0	\$0	\$10,000
	Design	\$0	\$162,000	\$0	\$0	\$0	\$0	\$0	\$0	\$0	\$162,000
	Construction	\$0	\$0	\$1,724,000	\$0	\$0	\$0	\$0	\$0	\$1,724,000	\$1,724,000
	Sub-Total	\$0	\$172,000	\$1,724,000	\$0	\$0	\$0	\$0	\$0	\$1,724,000	\$1,896,000
NSC - Trent Interchange Water, Storm and Sewer Reroute	Planning	\$0	\$0	\$10,000	\$0	\$0	\$0	\$0	\$0	\$10,000	\$10,000
	Design	\$0	\$0	\$115,000	\$0	\$0	\$0	\$0	\$0	\$115,000	\$115,000
	Construction	\$0	\$0	\$0	\$1,000,000	\$0	\$0	\$0	\$0	\$1,000,000	\$1,000,000
	Sub-Total	\$0	\$0	\$125,000	\$1,000,000	\$0	\$0	\$0	\$0	\$1,125,000	\$1,125,000
NSC - Ralph Street Sewer	Design	\$1,293	\$20,000	\$0	\$0	\$0	\$0	\$0	\$0	\$0	\$21,293
	Construction	\$0	\$585,000	\$10,000	\$0	\$0	\$0	\$0	\$0	\$10,000	\$595,000
	Sub-Total	\$1,293	\$605,000	\$10,000	\$0	\$0	\$0	\$0	\$0	\$10,000	\$616,293
NSC Jackson Avenue, Market to Ralph	Design	\$4,416	\$14,000	\$0	\$0	\$0	\$0	\$0	\$0	\$0	\$18,416
	Construction	\$0	\$220,000	\$10,000	\$0	\$0	\$0	\$0	\$0	\$10,000	\$230,000
	Sub-Total	\$4,416	\$234,000	\$10,000	\$0	\$0	\$0	\$0	\$0	\$10,000	\$248,416
NSC Cleveland, Grace, Greene Avenue Transmission Mains	Design	\$0	\$525,000	\$0	\$0	\$0	\$0	\$0	\$0	\$0	\$525,000
	Construction	\$0	\$5,500,000	\$250,000	\$0	\$0	\$0	\$0	\$0	\$250,000	\$5,750,000
	Sub-Total	\$0	\$6,025,000	\$250,000	\$0	\$0	\$0	\$0	\$0	\$250,000	\$6,275,000
NSC Wellesley Avenue PH2 - Haven Street to Market Street	Design	\$0	\$40,000	\$10,000	\$0	\$0	\$0	\$0	\$0	\$10,000	\$50,000
	Construction	\$0	\$30,000	\$365,000	\$10,000	\$0	\$0	\$0	\$0	\$375,000	\$405,000
	Sub-Total	\$0	\$70,000	\$375,000	\$10,000	\$0	\$0	\$0	\$0	\$385,000	\$455,000
NSC Rockwell Avenue Transmission Main	Construction	\$0	\$25,000	\$10,000	\$0	\$0	\$0	\$0	\$0	\$10,000	\$35,000
	Design	\$87,043	\$5,000	\$0	\$0	\$0	\$0	\$0	\$0	\$0	\$92,043
	Sub-Total	\$87,043	\$30,000	\$10,000	\$0	\$0	\$0	\$0	\$0	\$10,000	\$127,043
NSC North Hill Loop Water Mains	Design	\$34,462	\$0	\$0	\$0	\$0	\$0	\$0	\$0	\$0	\$34,462
	Construction	\$0	\$10,000	\$10,000	\$0	\$0	\$0	\$0	\$0	\$10,000	\$20,000
	Sub-Total	\$34,462	\$10,000	\$10,000	\$0	\$0	\$0	\$0	\$0	\$10,000	\$54,462
NSC Wellesley Ave Transmission Main	Design	\$129,482	\$0	\$0	\$0	\$0	\$0	\$0	\$0	\$0	\$129,482
	Construction	\$0	\$10,000	\$10,000	\$0	\$0	\$0	\$0	\$0	\$10,000	\$20,000
	Sub-Total	\$129,482	\$10,000	\$10,000	\$0	\$0	\$0	\$0	\$0	\$10,000	\$149,482

North-South Corridor Projects

IPM-2017-111

Project Cost

Project Title	Project Phase	Prior Spending	2020	2021	2022	2023	2024	2025	2026	6 Year Total	Total
NSC Planning from Interstate 90 to Sprague Avenue	Planning	\$0	\$10,000	\$7,000	\$5,000	\$0	\$0	\$0	\$0	\$12,000	\$22,000
	Sub-Total	\$0	\$10,000	\$7,000	\$5,000	\$0	\$0	\$0	\$0	\$12,000	\$22,000
NSC Planning from Spokane River to Sprague Avenue	Planning	\$0	\$5,000	\$5,000	\$2,000	\$0	\$0	\$0	\$0	\$7,000	\$12,000
	Sub-Total	\$0	\$5,000	\$5,000	\$2,000	\$0	\$0	\$0	\$0	\$7,000	\$12,000
NSC - Ralph Street Improvements	Planning	\$0	\$19,000	\$0	\$0	\$0	\$0	\$0	\$0	\$0	\$19,000
	Design	\$0	\$190,000	\$0	\$0	\$0	\$0	\$0	\$0	\$0	\$190,000
	Construction	\$0	\$0	\$0	\$30,000	\$0	\$0	\$0	\$0	\$30,000	\$30,000
	Sub-Total	\$0	\$209,000	\$0	\$30,000	\$0	\$0	\$0	\$0	\$30,000	\$239,000
NSC - Ermina & Greene Signal Changes	Planning	\$0	\$5,000	\$0	\$0	\$0	\$0	\$0	\$0	\$0	\$5,000
	Design	\$0	\$21,500	\$0	\$0	\$0	\$0	\$0	\$0	\$0	\$21,500
	Construction	\$0	\$0	\$160,000	\$0	\$0	\$0	\$0	\$0	\$160,000	\$160,000
	Sub-Total	\$0	\$26,500	\$160,000	\$0	\$0	\$0	\$0	\$0	\$160,000	\$186,500
NSC - 2nd & 3rd Fiber Reroute	Planning	\$0	\$7,000	\$0	\$0	\$0	\$0	\$0	\$0	\$0	\$7,000
	Design	\$0	\$50,000	\$0	\$0	\$0	\$0	\$0	\$0	\$0	\$50,000
	Construction	\$0	\$0	\$575,000	\$0	\$0	\$0	\$0	\$0	\$575,000	\$575,000
	Sub-Total	\$0	\$57,000	\$575,000	\$0	\$0	\$0	\$0	\$0	\$575,000	\$632,000
Total		\$294,865	\$7,756,500	\$7,541,000	\$6,946,000	\$25,000,000	\$0	\$0	\$0	\$39,487,000	\$47,538,365

North-South Corridor Projects

IPM-2017-111

Project Funding

Project Title	Project Phase	Status	Fund Code	Prior Funding	2020	2021	2022	2023	2024	2025	2026	6 Year Total	Total
NSC - Wellesley Avenue PH 2, Haven to Market	WSDOT	Funded	ARTERIAL STREET FUND	\$38,169	\$112,000	\$3,900,000	\$345,000	\$0	\$0	\$0	\$0	\$4,245,000	\$4,395,169
	Levy	Funded	ARTERIAL STREET FUND	\$0	\$25,000	\$0	\$0	\$0	\$0	\$0	\$0	\$0	\$25,000
	Sub-Total			\$38,169	\$137,000	\$3,900,000	\$345,000	\$0	\$0	\$0	\$0	\$4,245,000	\$4,420,169
NSC - 3rd Ave Water Reroute Regal to Havana	Grant WSDOT	Funded	ICM	\$0	\$0	\$10,000	\$160,000	\$1,725,000	\$0	\$0	\$0	\$1,895,000	\$1,895,000
	Sub-Total			\$0	\$0	\$10,000	\$160,000	\$1,725,000	\$0	\$0	\$0	\$1,895,000	\$1,895,000
NSC - 2nd Ave & 3rd Ave Water Reroute West	Grant WSDOT	Funded	ICM	\$0	\$0	\$10,000	\$290,000	\$3,000,000	\$0	\$0	\$0	\$3,300,000	\$3,300,000
	Utility Rates-IC	Funded	ICM	\$0	\$0	\$10,000	\$290,000	\$3,000,000	\$0	\$0	\$0	\$3,300,000	\$3,300,000
	Sub-Total			\$0	\$0	\$20,000	\$580,000	\$6,000,000	\$0	\$0	\$0	\$6,600,000	\$6,600,000
NSC - Trent Interchange Water, Storm and Sewer Reroute	Utility Rates-IC	Funded	ICM	\$0	\$0	\$25,000	\$300,000	\$0	\$0	\$0	\$0	\$325,000	\$325,000
	Grant WSDOT	Funded	ICM	\$0	\$0	\$100,000	\$700,000	\$0	\$0	\$0	\$0	\$800,000	\$800,000
	Sub-Total			\$0	\$0	\$125,000	\$1,000,000	\$0	\$0	\$0	\$0	\$1,125,000	\$1,125,000
NSC - Trumpet Area Water Reroute	Grant WSDOT	Funded	ICM	\$0	\$0	\$15,000	\$385,000	\$4,025,000	\$0	\$0	\$0	\$4,425,000	\$4,425,000
	Utility Rates-IC	Funded	ICM	\$0	\$0	\$22,000	\$500,000	\$5,200,000	\$0	\$0	\$0	\$5,722,000	\$5,722,000
	Sub-Total			\$0	\$0	\$37,000	\$885,000	\$9,225,000	\$0	\$0	\$0	\$10,147,000	\$10,147,000
NSC Planning from Interstate 90 to Sprague Avenue	Grant WSDOT	Funded	ICM	\$0	\$16,000	\$10,000	\$5,000	\$0	\$0	\$0	\$0	\$15,000	\$31,000
	Sub-Total			\$0	\$16,000	\$10,000	\$5,000	\$0	\$0	\$0	\$0	\$15,000	\$31,000
NSC - I-90 North Sewer Realignment	Grant WSDOT	Funded	ICM	\$0	\$0	\$20,000	\$670,000	\$6,900,000	\$0	\$0	\$0	\$7,590,000	\$7,590,000
	Sub-Total			\$0	\$0	\$20,000	\$670,000	\$6,900,000	\$0	\$0	\$0	\$7,590,000	\$7,590,000

North-South Corridor Projects

IPM-2017-111

Project Funding

Project Title	Project Phase	Status	Fund Code	Prior Funding	2020	2021	2022	2023	2024	2025	2026	6 Year Total	Total
NSC - 3rd Ave Sewer Reroute	Grant WSDOT	Funded	ICM	\$0	\$0	\$15,000	\$100,000	\$1,150,000	\$0	\$0	\$0	\$1,265,000	\$1,265,000
	Sub-Total			\$0	\$0	\$15,000	\$100,000	\$1,150,000	\$0	\$0	\$0	\$1,265,000	\$1,265,000
NSC - Trent Interchange Water, Storm and Sewer Reroute	Utility Rates-IC	Funded	ICM	\$0	\$0	\$25,000	\$300,000	\$0	\$0	\$0	\$0	\$325,000	\$325,000
	Grant WSDOT	Funded	ICM	\$0	\$0	\$100,000	\$700,000	\$0	\$0	\$0	\$0	\$800,000	\$800,000
	Sub-Total			\$0	\$0	\$125,000	\$1,000,000	\$0	\$0	\$0	\$0	\$1,125,000	\$1,125,000
NSC - Ralph Stormwater Improvements	Utility Rates-IC	Funded	ICM	\$0	\$130,000	\$0	\$1,150,000	\$0	\$0	\$0	\$0	\$1,150,000	\$1,280,000
	Sub-Total			\$0	\$130,000	\$0	\$1,150,000	\$0	\$0	\$0	\$0	\$1,150,000	\$1,280,000
NSC Planning - Interstate 90 to Sprague Avenue	Grant WSDOT	Funded	ICM	\$0	\$10,000	\$8,000	\$4,000	\$0	\$0	\$0	\$0	\$12,000	\$22,000
	Sub-Total			\$0	\$10,000	\$8,000	\$4,000	\$0	\$0	\$0	\$0	\$12,000	\$22,000
NSC - Greene Basin Storm Improvements	Utility Rates-IC	Funded	ICM	\$0	\$86,000	\$862,000	\$0	\$0	\$0	\$0	\$0	\$862,000	\$948,000
	Grant WSDOT	Funded	ICM	\$0	\$86,000	\$862,000	\$0	\$0	\$0	\$0	\$0	\$862,000	\$948,000
	Sub-Total			\$0	\$172,000	\$1,724,000	\$0	\$0	\$0	\$0	\$0	\$1,724,000	\$1,896,000
NSC - Trent Interchange Water, Storm and Sewer Reroute	Utility Rates-IC	Funded	ICM	\$0	\$0	\$25,000	\$300,000	\$0	\$0	\$0	\$0	\$325,000	\$325,000
	Grant WSDOT	Funded	ICM	\$0	\$0	\$100,000	\$700,000	\$0	\$0	\$0	\$0	\$800,000	\$800,000
	Sub-Total			\$0	\$0	\$125,000	\$1,000,000	\$0	\$0	\$0	\$0	\$1,125,000	\$1,125,000
NSC - Ralph Street Sewer	Grant WSDOT	Funded	ICM	\$1,293	\$605,000	\$10,000	\$0	\$0	\$0	\$0	\$0	\$10,000	\$616,293
	Sub-Total			\$1,293	\$605,000	\$10,000	\$0	\$0	\$0	\$0	\$0	\$10,000	\$616,293
NSC Jackson Avenue, Market to Ralph	Grant WSDOT	Funded	ICM	\$4,416	\$234,000	\$10,000	\$0	\$0	\$0	\$0	\$0	\$10,000	\$248,416
	Sub-Total			\$4,416	\$234,000	\$10,000	\$0	\$0	\$0	\$0	\$0	\$10,000	\$248,416
NSC Cleveland, Grace, Greene Avenue Transmission Mains	Utility Rates-IC	Funded	ICM	\$0	\$1,912,000	\$0	\$0	\$0	\$0	\$0	\$0	\$0	\$1,912,000
	Grant WSDOT	Funded	ICM	\$0	\$4,113,000	\$250,000	\$0	\$0	\$0	\$0	\$0	\$250,000	\$4,363,000
	Sub-Total			\$0	\$6,025,000	\$250,000	\$0	\$0	\$0	\$0	\$0	\$250,000	\$6,275,000

North-South Corridor Projects

IPM-2017-111

Project Funding

Project Title	Project Phase	Status	Fund Code	Prior Funding	2020	2021	2022	2023	2024	2025	2026	6 Year Total	Total
NSC Wellesley Avenue PH2 - Haven Street to Market Street	Grant WSDOT	Funded	ICM	\$0	\$70,000	\$375,000	\$10,000	\$0	\$0	\$0	\$0	\$385,000	\$455,000
	Sub-Total			\$0	\$70,000	\$375,000	\$10,000	\$0	\$0	\$0	\$0	\$385,000	\$455,000
NSC Rockwell Avenue Transmission Main	Grant WSDOT	Funded	ICM	\$87,043	\$30,000	\$10,000	\$0	\$0	\$0	\$0	\$0	\$10,000	\$127,043
	Sub-Total			\$87,043	\$30,000	\$10,000	\$0	\$0	\$0	\$0	\$0	\$10,000	\$127,043
NSC North Hill Loop Water Mains	Grant WSDOT	Funded	ICM	\$34,462	\$10,000	\$10,000	\$0	\$0	\$0	\$0	\$0	\$10,000	\$54,462
	Sub-Total			\$34,462	\$10,000	\$10,000	\$0	\$0	\$0	\$0	\$0	\$10,000	\$54,462
NSC Wellesley Ave Transmission Main	Grant WSDOT	Funded	ICM	\$129,482	\$10,000	\$10,000	\$0	\$0	\$0	\$0	\$0	\$10,000	\$149,482
	Sub-Total			\$129,482	\$10,000	\$10,000	\$0	\$0	\$0	\$0	\$0	\$10,000	\$149,482
NSC Planning from Interstate 90 to Sprague Avenue	Grant WSDOT	Funded	ICM	\$0	\$10,000	\$7,000	\$5,000	\$0	\$0	\$0	\$0	\$12,000	\$22,000
	Sub-Total			\$0	\$10,000	\$7,000	\$5,000	\$0	\$0	\$0	\$0	\$12,000	\$22,000
NSC Planning from Spokane River to Sprague Avenue	Grant WSDOT	Funded	ICM	\$0	\$5,000	\$5,000	\$2,000	\$0	\$0	\$0	\$0	\$7,000	\$12,000
	Sub-Total			\$0	\$5,000	\$5,000	\$2,000	\$0	\$0	\$0	\$0	\$7,000	\$12,000
NSC - Ralph Street Improvements	WSDOT	Funded	ARTERIAL STREET	\$0	\$209,000	\$0	\$30,000	\$0	\$0	\$0	\$0	\$30,000	\$239,000
	Sub-Total			\$0	\$209,000	\$0	\$30,000	\$0	\$0	\$0	\$0	\$30,000	\$239,000
NSC - Ermina & Greene Signal Changes	WSDOT	Funded	ARTERIAL STREET	\$0	\$26,500	\$160,000	\$0	\$0	\$0	\$0	\$0	\$160,000	\$186,500
	Sub-Total			\$0	\$26,500	\$160,000	\$0	\$0	\$0	\$0	\$0	\$160,000	\$186,500
NSC - 2nd & 3rd Fiber Reroute	WSDOT	Funded	ARTERIAL STREET	\$0	\$57,000	\$575,000	\$0	\$0	\$0	\$0	\$0	\$575,000	\$632,000
	Sub-Total			\$0	\$57,000	\$575,000	\$0	\$0	\$0	\$0	\$0	\$575,000	\$632,000
Total				\$294,865	\$7,756,500	\$7,541,000	\$6,946,000	\$25,000,000	\$0	\$0	\$0	\$39,487,000	\$47,538,365

Post St. Bridge Deck Replacement

IPM-2015-89

Executive Summary

This project will replace Post Street Bridge, install a 60-inch sewer pipe, and a new water main. Also included in this project is stormwater management in Lincoln Street from the Bridge Avenue to Sharp Avenue.

Project Justification

The current structure is deteriorating and needs to be replaced. A Type, Size, and Location (TS&L) study was conducted to address all modes of travel. The Post Street Bridge, located immediately north of City Hall, carries a 54-inch sewer interceptor that transports sewage from the south side of the river to the north side. The bridge needs a significant rehabilitation. Construction of a new bridge will include the replacement of the 54-inch steel pipe with 60-inch between the river banks. The type of bridge selected will determine the way to support the pipe during construction. The Post Street Bridge previously had a water main in it, but long ago became unserviceable. Reestablishment of a water connection across the river at this point would increase reliability and redundancy of the downtown water system.

Location

Post St. Crossing at Spokane River

Project Status

Project Number: 2017105(2001041) TS&L Study complete. Design is underway in 2018 via Progressive Design Build delivery format. Construction is scheduled to begin after the CSO 26. Scoping level estimates have been completed. The bridge project will be constructed with an alternate delivery method

External Factors

This is an integrated project. Funding and schedule of each project is interrelated.

Project Cost

Project Title	Project Phase	Prior Spending	2020	2021	2022	2023	2024	2025	2026	6 Year Total	Total
Post Street Bridge Rehabilitation	Design	\$1,916,195	\$0	\$0	\$0	\$0	\$0	\$0	\$0	\$0	\$1,916,195
	Construction	\$0	\$12,144,488	\$1,651,514	\$174,000	\$0	\$0	\$0	\$0	\$1,825,514	\$13,970,002
	Sub-Total	\$1,916,195	\$12,144,488	\$1,651,514	\$174,000	\$0	\$0	\$0	\$0	\$1,825,514	\$15,886,197
Post Street Replacement Bridge	Design	\$1,790,429	\$20,000	\$0	\$0	\$0	\$0	\$0	\$0	\$0	\$1,810,429
	Construction	\$0	\$4,000,000	\$7,500,000	\$500,000	\$0	\$0	\$0	\$0	\$8,000,000	\$12,000,000
	Sub-Total	\$1,790,429	\$4,020,000	\$7,500,000	\$500,000	\$0	\$0	\$0	\$0	\$8,000,000	\$13,810,429
Post Street Bridge Water Main	Construction	\$0	\$0	\$685,000	\$0	\$0	\$0	\$0	\$0	\$685,000	\$685,000
	Design	\$57,363	\$0	\$0	\$0	\$0	\$0	\$0	\$0	\$0	\$57,363
	Sub-Total	\$57,363	\$0	\$685,000	\$0	\$0	\$0	\$0	\$0	\$685,000	\$742,363
Total		\$3,763,987	\$16,164,488	\$9,836,514	\$674,000	\$0	\$0	\$0	\$0	\$10,510,514	\$30,438,989

Post St. Bridge Deck Replacement

IPM-2015-89

Project Funding

Project Title	Project Phase	Status	Fund Code	Prior Funding	2020	2021	2022	2023	2024	2025	2026	6 Year Total	Total
Post Street Bridge Rehabilitation	Loan-CWSRF	Funded	ICM	\$0	\$3,370,001	\$1,525,001	\$160,000	\$0	\$0	\$0	\$0	\$1,685,001	\$5,055,002
	Utility Rates-IC	Funded	ICM	\$1,916,195	\$8,774,487	\$126,513	\$14,000	\$0	\$0	\$0	\$0	\$140,513	\$10,831,195
	Sub-Total			\$1,916,195	\$12,144,488	\$1,651,514	\$174,000	\$0	\$0	\$0	\$0	\$1,825,514	\$15,886,197
Post Street Replacement Bridge	Sec 129	Funded	ICM	\$1,369,000	\$0	\$0	\$0	\$0	\$0	\$0	\$0	\$0	\$1,369,000
	Levy	Funded	ICM	\$421,429	\$20,000	\$0	\$0	\$0	\$0	\$0	\$0	\$0	\$441,429
	BRIDGE	Funded	ICM	\$0	\$4,000,000	\$7,500,000	\$500,000	\$0	\$0	\$0	\$0	\$8,000,000	\$12,000,000
	Sub-Total			\$1,790,429	\$4,020,000	\$7,500,000	\$500,000	\$0	\$0	\$0	\$0	\$8,000,000	\$13,810,429
Post Street Bridge Water Main	Utility Rates-IC	Funded	ICM	\$57,363	\$0	\$685,000	\$0	\$0	\$0	\$0	\$0	\$685,000	\$742,363
	Sub-Total			\$57,363	\$0	\$685,000	\$0	\$0	\$0	\$0	\$0	\$685,000	\$742,363
Total				\$3,763,987	\$16,164,488	\$9,836,514	\$674,000	\$0	\$0	\$0	\$0	\$10,510,514	\$30,438,989

Ray St, 17th Ave to Hartson Ave

IPM-2015-92

Executive Summary

Pavement reconstruction of the arterial alignment of Ray St and Thor St between 17th and Hartson. Water main updates (17th to 11th), upgrades to ADA ramps and minor curb and sidewalk repairs are anticipated. Construction may be two phases split at 11th Avenue.

Project Justification

The existing transmission main is in poor shape, and at the end of its useful life. Replacement in conjunction with the street project is planned. Deteriorated roadway is in need of reconstruction.

Location

Ray Street, from 17th Ave to 3rd Ave

Project Status

Project number: 2014151 CN is planned for 2018

External Factors

Project Cost

Project Title	Project Phase	Prior Spending	2020	2021	2022	2023	2024	2025	2026	6 Year Total	Total
Ray St., 17th to Hartson Ave, Main Replacement	Design	\$0	\$120,000	\$0	\$0	\$0	\$0	\$0	\$0	\$0	\$120,000
	Construction	\$0	\$325,000	\$900,000	\$800,000	\$0	\$0	\$0	\$0	\$1,700,000	\$2,025,000
	Sub-Total	\$0	\$445,000	\$900,000	\$800,000	\$0	\$0	\$0	\$0	\$1,700,000	\$2,145,000
Ray-Thor St, 17th Ave to Hartson Ave	Design	\$0	\$0	\$125,000	\$0	\$0	\$0	\$0	\$0	\$125,000	\$125,000
	Construction	\$0	\$0	\$0	\$1,500,000	\$0	\$0	\$0	\$0	\$1,500,000	\$1,500,000
	Sub-Total	\$0	\$0	\$125,000	\$1,500,000	\$0	\$0	\$0	\$0	\$1,625,000	\$1,625,000
Total		\$0	\$445,000	\$1,025,000	\$2,300,000	\$0	\$0	\$0	\$0	\$3,325,000	\$3,770,000

Ray St, 17th Ave to Hartson Ave

IPM-2015-92

Project Funding

Project Title	Project Phase	Status	Fund Code	Prior Funding	2020	2021	2022	2023	2024	2025	2026	6 Year Total	Total
Ray St., 17th to Hartson Ave, Main Replacement	Utility Rates-IC	Funded	ICM	\$0	\$445,000	\$900,000	\$800,000	\$0	\$0	\$0	\$0	\$1,700,000	\$2,145,000
	Sub-Total			\$0	\$445,000	\$900,000	\$800,000	\$0	\$0	\$0	\$0	\$1,700,000	\$2,145,000
Ray-Thor St, 17th Ave to Hartson Ave	Levy	Funded	ARTERIAL STREET FUND	\$0	\$0	\$125,000	\$500,000	\$0	\$0	\$0	\$0	\$625,000	\$625,000
	TIB	Unfunded	None	\$0	\$0	\$0	\$1,000,000	\$0	\$0	\$0	\$0	\$1,000,000	\$1,000,000
	Sub-Total			\$0	\$0	\$125,000	\$1,500,000	\$0	\$0	\$0	\$0	\$1,625,000	\$1,625,000
Total				\$0	\$445,000	\$1,025,000	\$2,300,000	\$0	\$0	\$0	\$0	\$3,325,000	\$3,770,000

Riverside Ave, Monroe St to Wall St

IPM-2017-107

Executive Summary

Construct full depth roadway, repair sidewalk, and upgrade signals, conduit and lighting. Includes replacement of water line and storm system updates. Also incorporates the "Spokane Cultural Trail." Stormwater improvements, brick sewer manholes, and water distribution main will be constructed.

Project Justification

This section of roadway and infrastructure is deteriorating and is need of rehabilitation. The downtown area has a history of rain related back-ups and surcharging. This project will provide additional capacity for the rain related issues. This project will be integrated into the planned Riverside Avenue street improvement project and will replace deteriorated main and laterals that are over 100 years old and would have a high probability of damage during street construction.

Location

Riverside Avenue between Monroe Street and Howard Street

Project Status

Project number: 2017087 Planning: 2019; Design: 2020; Construction: 2021. This project is a candidates for Alternative Delivery

External Factors

Riverside Ave, Monroe St to Wall St

IPM-2017-107

Project Cost

Project Title	Project Phase	Prior Spending	2020	2021	2022	2023	2024	2025	2026	6 Year Total	Total
Riverside Ave, Monroe St to Wall St	Design	\$0	\$0	\$0	\$39,000	\$0	\$0	\$0	\$0	\$39,000	\$39,000
	Construction	\$0	\$0	\$0	\$0	\$264,000	\$0	\$0	\$0	\$264,000	\$264,000
	Sub-Total	\$0	\$0	\$0	\$39,000	\$264,000	\$0	\$0	\$0	\$303,000	\$303,000
Riverside Ave, Monroe St to Wall St, Sewer Replacement	Design	\$0	\$0	\$0	\$0	\$93,000	\$0	\$0	\$0	\$93,000	\$93,000
	Construction	\$0	\$0	\$0	\$0	\$0	\$0	\$500,000	\$0	\$500,000	\$500,000
	Planning	\$0	\$0	\$0	\$14,000	\$0	\$0	\$0	\$0	\$14,000	\$14,000
	Sub-Total	\$0	\$0	\$0	\$14,000	\$93,000	\$0	\$500,000	\$0	\$607,000	\$607,000
Riverside Avenue, Monroe St to Wall St	Design	\$0	\$0	\$50,000	\$200,000	\$350,000	\$150,000	\$0	\$0	\$750,000	\$750,000
	Construction	\$0	\$0	\$0	\$0	\$0	\$0	\$4,000,000	\$3,500,000	\$7,500,000	\$7,500,000
	Planning	\$17,271	\$0	\$0	\$0	\$0	\$0	\$0	\$0	\$0	\$17,271
	Land purchase	\$0	\$0	\$0	\$50,000	\$150,000	\$50,000	\$0	\$0	\$250,000	\$250,000
	Sub-Total	\$17,271	\$0	\$50,000	\$250,000	\$500,000	\$200,000	\$4,000,000	\$3,500,000	\$8,500,000	\$8,517,271
Riverside Avenue Stormwater, Monroe to Wall St	Design	\$0	\$0	\$0	\$86,000	\$0	\$0	\$0	\$0	\$86,000	\$86,000
	Construction	\$0	\$0	\$0	\$0	\$574,000	\$0	\$0	\$0	\$574,000	\$574,000
	Planning	\$0	\$0	\$0	\$0	\$0	\$0	\$0	\$0	\$0	\$0
	Sub-Total	\$0	\$0	\$0	\$86,000	\$574,000	\$0	\$0	\$0	\$660,000	\$660,000
Total		\$17,271	\$0	\$50,000	\$389,000	\$1,431,000	\$200,000	\$4,500,000	\$3,500,000	\$10,070,000	\$10,087,271

Riverside Ave, Monroe St to Wall St

IPM-2017-107

Project Funding

Project Title	Project Phase	Status	Fund Code	Prior Funding	2020	2021	2022	2023	2024	2025	2026	6 Year Total	Total
Riverside Ave, Monroe St to Wall St	Utility Rates-IC	Funded	ICM	\$0	\$0	\$0	\$39,000	\$264,000	\$0	\$0	\$0	\$303,000	\$303,000
	Sub-Total			\$0	\$0	\$0	\$39,000	\$264,000	\$0	\$0	\$0	\$303,000	\$303,000
Riverside Ave, Monroe St to Wall St, Sewer Replacement	Utility Rates-IC	Funded	ICM	\$0	\$0	\$0	\$14,000	\$93,000	\$0	\$500,000	\$0	\$607,000	\$607,000
	Sub-Total			\$0	\$0	\$0	\$14,000	\$93,000	\$0	\$500,000	\$0	\$607,000	\$607,000
Riverside Avenue, Monroe St to Wall St	STBG	Funded	ARTERIAL STREET FUND	\$0	\$0	\$40,000	\$210,000	\$425,000	\$175,000	\$0	\$0	\$850,000	\$850,000
	Levy	Funded	ARTERIAL STREET FUND	\$17,271	\$0	\$10,000	\$40,000	\$75,000	\$25,000	\$2,250,000	\$2,000,000	\$4,400,000	\$4,417,271
	Grant	Unfunded	None	\$0	\$0	\$0	\$0	\$0	\$0	\$1,750,000	\$1,500,000	\$3,250,000	\$3,250,000
	Sub-Total			\$17,271	\$0	\$50,000	\$250,000	\$500,000	\$200,000	\$4,000,000	\$3,500,000	\$8,500,000	\$8,517,271
Riverside Avenue Stormwater, Monroe to Wall St	Utility Rates-IC	Funded	ICM	\$0	\$0	\$0	\$86,000	\$574,000	\$0	\$0	\$0	\$660,000	\$660,000
	Sub-Total			\$0	\$0	\$0	\$86,000	\$574,000	\$0	\$0	\$0	\$660,000	\$660,000
Total				\$17,271	\$0	\$50,000	\$389,000	\$1,431,000	\$200,000	\$4,500,000	\$3,500,000	\$10,070,000	\$10,087,271

Riverside Ave, Wall St to Washington St

IPM-2017-106

Executive Summary

Full depth roadway reconstruction, repair sidewalk, and upgrade signals, conduit and lighting. Project to include replacement of water line, brick sewer manholes and stormwater improvements. Also incorporates the "Spokane Cultural Trail."

Project Justification

This section of roadway and infrastructure is deteriorating and is need of rehabilitation. The downtown area has a history of rain related backups and surcharging. This project will provide additional capacity for the rain related issues. This project will be integrated into the planned Riverside Avenue street improvement project and will replace deteriorated main and laterals that are over 100 years old and would have a high probability of damage during street construction.

Location

Riverside Avenue between Wall St to Washington St

Project Status

Project number: 2017086 Planning: 2017; Design: 2018; Construction: 2019 This project is a candidate for Alternative Delivery

External Factors

Project Cost

Project Title	Project Phase	Prior Spending	2020	2021	2022	2023	2024	2025	2026	6 Year Total	Total
Riverside Ave, Washington St. to Division St.	Design	\$0	\$63,000	\$0	\$0	\$0	\$0	\$0	\$0	\$0	\$63,000
	Construction	\$0	\$0	\$532,000	\$0	\$0	\$0	\$0	\$0	\$532,000	\$532,000
	Sub-Total	\$0	\$63,000	\$532,000	\$0	\$0	\$0	\$0	\$0	\$532,000	\$595,000
Total		\$0	\$63,000	\$532,000	\$0	\$0	\$0	\$0	\$0	\$532,000	\$595,000

Project Funding

Project Title	Project Phase	Status	Fund Code	Prior Funding	2020	2021	2022	2023	2024	2025	2026	6 Year Total	Total
Riverside Ave, Washington St. to Division St.	Utility Rates-IC	Funded	ICM	\$0	\$63,000	\$532,000	\$0	\$0	\$0	\$0	\$0	\$532,000	\$595,000
	Sub-Total			\$0	\$63,000	\$532,000	\$0	\$0	\$0	\$0	\$0	\$532,000	\$595,000
Total				\$0	\$63,000	\$532,000	\$0	\$0	\$0	\$0	\$0	\$532,000	\$595,000

Riverside Ave, Washington St to Division St

IPM-2017-105

Executive Summary

Full depth pavement reconstruction, repair sidewalk, bump-outs, secure vaulted sidewalks, bicycle markings, and upgrade signals, conduit and lighting. Water utility, and stormwater integrated into project. Also coordinate to complement Spokane Transit's CCL and implement the Spokane Cultural Trail.

Project Justification

This section of roadway and utility infrastructure is deteriorating and is in need of rehabilitation. Vaulted sidewalks are in need of attention to reduce risk of failure. The downtown area has a history of rain related backups and surcharging. This project will provide additional capacity for the rain related issues. This project will be integrated into the planned Riverside Avenue street improvement project and will replace deteriorated main and laterals that are over 100 years old.

Location

Riverside Avenue between Washington Street and Division Street

Project Status

Project number: 2017085 Scoping: 2017; Design 2019; Construction 2020 Project is candidate for Alternative Delivery

External Factors

Project Cost

Project Title	Project Phase	Prior Spending	2020	2021	2022	2023	2024	2025	2026	6 Year Total	Total
Riverside Ave, Wall to Division, Sewer Replacement	Design	\$0	\$20,000	\$0	\$0	\$0	\$0	\$0	\$0	\$0	\$20,000
	Construction	\$0	\$0	\$280,000	\$0	\$0	\$0	\$0	\$0	\$280,000	\$280,000
	Sub-Total	\$0	\$20,000	\$280,000	\$0	\$0	\$0	\$0	\$0	\$280,000	\$300,000
Riverside Ave, Monroe St to Division St	Design	\$0	\$1,100,000	\$170,000	\$0	\$0	\$0	\$0	\$0	\$170,000	\$1,270,000
	Construction	\$0	\$0	\$8,750,000	\$2,000,000	\$0	\$0	\$0	\$0	\$10,750,000	\$10,750,000
	Planning	\$17,271	\$0	\$0	\$0	\$0	\$0	\$0	\$0	\$0	\$17,271
	Land purchase	\$0	\$50,000	\$50,000	\$0	\$0	\$0	\$0	\$0	\$50,000	\$100,000
	Sub-Total	\$17,271	\$1,150,000	\$8,970,000	\$2,000,000	\$0	\$0	\$0	\$0	\$10,970,000	\$12,137,271
Total		\$17,271	\$1,170,000	\$9,250,000	\$2,000,000	\$0	\$0	\$0	\$0	\$11,250,000	\$12,437,271

Riverside Ave, Washington St to Division St

IPM-2017-105

Project Funding

Project Title	Project Phase	Status	Fund Code	Prior Funding	2020	2021	2022	2023	2024	2025	2026	6 Year Total	Total
Riverside Ave, Wall to Division, Sewer Replacement	Utility Rates-IC	Funded	ICM	\$0	\$20,000	\$280,000	\$0	\$0	\$0	\$0	\$0	\$280,000	\$300,000
	Sub-Total			\$0	\$20,000	\$280,000	\$0	\$0	\$0	\$0	\$0	\$280,000	\$300,000
Riverside Ave, Monroe St to Division St	Levy	Funded	ARTERIAL STREET FUND	\$17,271	\$477,700	\$3,460,000	\$765,000	\$0	\$0	\$0	\$0	\$4,225,000	\$4,719,971
	STA	Funded	ARTERIAL STREET FUND	\$0	\$672,300	\$5,510,000	\$1,235,000	\$0	\$0	\$0	\$0	\$6,745,000	\$7,417,300
	Sub-Total			\$17,271	\$1,150,000	\$8,970,000	\$2,000,000	\$0	\$0	\$0	\$0	\$10,970,000	\$12,137,271
Total				\$17,271	\$1,170,000	\$9,250,000	\$2,000,000	\$0	\$0	\$0	\$0	\$11,250,000	\$12,437,271

South Gorge Trail

IPM-2015-96

Executive Summary

Construction of 1.3 mi of 10-foot HMA mixed use trail along the south side of Spokane River between Peoples' Park and Glover Field. Work will include water main replacement and full pavement reconstruction of Clarke Ave between Elm St and Riverside Ave. Bioretention swales constructed along street.

Project Justification

This project upon completion will provide a key trail link between People's Park and Glover Field Park, with eventual connection to downtown Spokane. The project will also reconstruct Clarke Avenue and replace the street's water main that are in disrepair and in need of replacement. Stormwater will be treated and infiltrated instead of being discharged directly to the Spokane River or the CSO. In addition, removing unregulated stormwater from the sewer system will protect the interceptors.

Location

South side of Spokane River from Sandifur Bridge to Glover Field through the 'Peaceful Valley' Neighborhood

Project Status

Project numbers: 2014091 - Phase 1, CSO 25 Glover Park and Water Avenue; 2016059 Phase 2, South Gorge Trail Completion Phase 1 under construction in 2018. Phase 2 to begin in 2019.

External Factors

Project Cost

Project Title	Project Phase	Prior Spending	2020	2021	2022	2023	2024	2025	2026	6 Year Total	Total
South Gorge Trail Water Main Replacement	Design	\$179,618	\$0	\$0	\$0	\$0	\$0	\$0	\$0	\$0	\$179,618
	Construction	\$0	\$1,823,382	\$15,000	\$0	\$0	\$0	\$0	\$0	\$15,000	\$1,838,382
	Sub-Total	\$179,618	\$1,823,382	\$15,000	\$0	\$0	\$0	\$0	\$0	\$15,000	\$2,018,000
South Gorge Trail Stormwater Project	Design	\$50,000	\$0	\$0	\$0	\$0	\$0	\$0	\$0	\$0	\$50,000
	Construction	\$187,548	\$280,371	\$20,000	\$0	\$0	\$0	\$0	\$0	\$20,000	\$487,919
	Sub-Total	\$237,548	\$280,371	\$20,000	\$0	\$0	\$0	\$0	\$0	\$20,000	\$537,919
Total		\$417,166	\$2,103,753	\$35,000	\$0	\$0	\$0	\$0	\$0	\$35,000	\$2,555,919

South Gorge Trail

IPM-2015-96

Project Funding

Project Title	Project Phase	Status	Fund Code	Prior Funding	2020	2021	2022	2023	2024	2025	2026	6 Year Total	Total
South Gorge Trail Water Main Replacement	Utility Rates-IC	Funded	ICM	\$179,618	\$1,823,382	\$15,000	\$0	\$0	\$0	\$0	\$0	\$15,000	\$2,018,000
	Sub-Total			\$179,618	\$1,823,382	\$15,000	\$0	\$0	\$0	\$0	\$0	\$15,000	\$2,018,000
South Gorge Trail Stormwater Project	Utility Rates-IC	Funded	ICM	\$237,548	\$280,371	\$20,000	\$0	\$0	\$0	\$0	\$0	\$20,000	\$537,919
	Sub-Total			\$237,548	\$280,371	\$20,000	\$0	\$0	\$0	\$0	\$0	\$20,000	\$537,919
Total				\$417,166	\$2,103,753	\$35,000	\$0	\$0	\$0	\$0	\$0	\$35,000	\$2,555,919

Spokane Falls Blvd, Post to Division St

IPM-2018-97

Executive Summary

Construct full depth roadway, repair sidewalk, lighting, communication conduit and cable, signal & utility updates. This project will provide stormwater treatment and separation along Spokane Falls Blvd. The runoff currently drains to the combined sewer system. Replace brick manholes and water main.

Project Justification

Roadway and utility deterioration require attention. The downtown area has a history of rain related backups and surcharging. This project will provide additional capacity for the rain related issues. Brick manholes and the existing water pipes are unlikely to survive construction.

Location

Spokane Falls Blvd between Post Street and Division Street

Project Status

Project number: 2018086. The project is currently in the planning stage.

External Factors

Project Cost

Project Title	Project Phase	Prior Spending	2020	2021	2022	2023	2024	2025	2026	6 Year Total	Total
Spokane Falls Blvd – Post to Division	Design	\$0	\$0	\$0	\$0	\$0	\$0	\$0	\$700,000	\$700,000	\$700,000
	Construction	\$0	\$0	\$0	\$0	\$0	\$0	\$0	\$0	\$0	\$0
	Planning	\$0	\$0	\$0	\$0	\$0	\$70,000	\$0	\$0	\$70,000	\$70,000
	Sub-Total	\$0	\$0	\$0	\$0	\$0	\$70,000	\$0	\$700,000	\$770,000	\$770,000
Spokane Falls Blvd, Post to Division Street Main Replacement	Design	\$0	\$0	\$0	\$0	\$0	\$0	\$75,000	\$0	\$75,000	\$75,000
	Construction	\$0	\$0	\$0	\$0	\$0	\$0	\$0	\$0	\$0	\$0
	Planning	\$0	\$0	\$0	\$0	\$10,000	\$0	\$0	\$0	\$10,000	\$10,000
	Sub-Total	\$0	\$0	\$0	\$0	\$10,000	\$0	\$75,000	\$0	\$85,000	\$85,000
Spokane Falls Blvd, Post to Division, Sewer Replacement	Design	\$0	\$0	\$0	\$0	\$0	\$0	\$0	\$15,000	\$15,000	\$15,000
	Construction	\$0	\$0	\$0	\$0	\$0	\$0	\$0	\$0	\$0	\$0
	Planning	\$0	\$0	\$0	\$0	\$0	\$5,000	\$0	\$0	\$5,000	\$5,000
	Sub-Total	\$0	\$0	\$0	\$0	\$0	\$5,000	\$0	\$15,000	\$20,000	\$20,000
Spokane Falls Blvd, Post to Division	Construction	\$0	\$0	\$0	\$0	\$0	\$0	\$0	\$0	\$0	\$0
	Design	\$0	\$0	\$0	\$0	\$0	\$0	\$0	\$80,000	\$80,000	\$80,000
	Planning	\$0	\$0	\$0	\$0	\$0	\$60,000	\$0	\$0	\$60,000	\$60,000
	Sub-Total	\$0	\$0	\$0	\$0	\$0	\$60,000	\$0	\$80,000	\$140,000	\$140,000
Total		\$0	\$0	\$0	\$0	\$10,000	\$135,000	\$75,000	\$795,000	\$1,015,000	\$1,015,000

Spokane Falls Blvd, Post to Division St

IPM-2018-97

Project Funding

Project Title	Project Phase	Status	Fund Code	Prior Funding	2020	2021	2022	2023	2024	2025	2026	6 Year Total	Total
Spokane Falls Blvd – Post to Division	Levy	Funded	ARTERIAL STREET FUND	\$0	\$0	\$0	\$0	\$0	\$70,000	\$0	\$235,000	\$305,000	\$305,000
	Grant	Unfunded	None	\$0	\$0	\$0	\$0	\$0	\$0	\$0	\$465,000	\$465,000	\$465,000
	Sub-Total			\$0	\$0	\$0	\$0	\$0	\$70,000	\$0	\$700,000	\$770,000	\$770,000
Spokane Falls Blvd, Post to Division Street Main	Utility Rates-IC	Funded	ICM	\$0	\$0	\$0	\$0	\$10,000	\$0	\$75,000	\$0	\$85,000	\$85,000
	Sub-Total			\$0	\$0	\$0	\$0	\$10,000	\$0	\$75,000	\$0	\$85,000	\$85,000
Spokane Falls Blvd, Post to Division, Sewer Replacement	Utility Rates-IC	Funded	ICM	\$0	\$0	\$0	\$0	\$0	\$5,000	\$0	\$15,000	\$20,000	\$20,000
	Sub-Total			\$0	\$0	\$0	\$0	\$0	\$5,000	\$0	\$15,000	\$20,000	\$20,000
Spokane Falls Blvd, Post to Division	Grant-SFAP	Unfunded	None	\$0	\$0	\$0	\$0	\$0	\$0	\$0	\$54,000	\$54,000	\$54,000
	Utility Rates-IC	Funded	ICM	\$0	\$0	\$0	\$0	\$0	\$60,000	\$0	\$26,000	\$86,000	\$86,000
	Sub-Total			\$0	\$0	\$0	\$0	\$0	\$60,000	\$0	\$80,000	\$140,000	\$140,000
Total				\$0	\$0	\$0	\$0	\$10,000	\$135,000	\$75,000	\$795,000	\$1,015,000	\$1,015,000

Sprague Ave, Bernard to Scott

IPM-2016-165

Executive Summary

Pavement reconstruction with options for extending 3-lane section to the west. Following the South University District Sprague Corridor Investment Strategy on Sprague Ave with placement of streetscape, updated lighting and signals, and integrate stormwater disposal.

Project Justification

The purpose of this project is to improve transportation for all modes and thus promote a vibrant livable community. The existing pipe was constructed in 1894 is past its useful life and in need of repair.

Location

Sprague Avenue - Browne Street to Scott Street

Project Status

Project number: 2014155 Scoping in 2018; Design for construction start in 2019.

External Factors

Project Cost

Project Title	Project Phase	Prior Spending	2020	2021	2022	2023	2024	2025	2026	6 Year Total	Total
Sprague Avenue, Bernard to Scott, Sewer Replacement	Design	\$0	\$14,730	\$0	\$0	\$0	\$0	\$0	\$0	\$0	\$14,730
	Construction	\$0	\$62,600	\$85,000	\$0	\$0	\$0	\$0	\$0	\$85,000	\$147,600
	Sub-Total	\$0	\$77,330	\$85,000	\$0	\$0	\$0	\$0	\$0	\$85,000	\$162,330
Sprague Avenue Stormwater, Bernard to Scott	Design	\$313,389	\$0	\$0	\$0	\$0	\$0	\$0	\$0	\$0	\$313,389
	Construction	\$0	\$0	\$0	\$0	\$0	\$0	\$0	\$0	\$0	\$0
	Planning	\$73,232	\$0	\$1,470,835	\$0	\$0	\$0	\$0	\$0	\$1,470,835	\$1,544,067
	Sub-Total	\$386,621	\$0	\$1,470,835	\$0	\$0	\$0	\$0	\$0	\$1,470,835	\$1,857,456
Sprague Avenue, Bernard to Scott, Main Replacement	Design	\$140,000	\$0	\$0	\$0	\$0	\$0	\$0	\$0	\$0	\$140,000
	Construction	\$426,090	\$97,950	\$753,960	\$20,000	\$0	\$0	\$0	\$0	\$773,960	\$1,298,000
	Sub-Total	\$566,090	\$97,950	\$753,960	\$20,000	\$0	\$0	\$0	\$0	\$773,960	\$1,438,000
Sprague Avenue Investment Phase II - Bernard St to Scott St	Design	\$700,000	\$50,000	\$0	\$0	\$0	\$0	\$0	\$0	\$0	\$750,000
	Construction	\$2,744,483	\$290,000	\$3,525,000	\$500,000	\$0	\$0	\$0	\$0	\$4,025,000	\$7,059,483
	Sub-Total	\$3,444,483	\$340,000	\$3,525,000	\$500,000	\$0	\$0	\$0	\$0	\$4,025,000	\$7,809,483
Total		\$4,397,194	\$515,280	\$5,834,795	\$520,000	\$0	\$0	\$0	\$0	\$6,354,795	\$11,267,269

Sprague Ave, Bernard to Scott

IPM-2016-165

Project Funding

Project Title	Project Phase	Status	Fund Code	Prior Funding	2020	2021	2022	2023	2024	2025	2026	6 Year Total	Total
Sprague Avenue, Bernard to Scott, Sewer Replacement	Utility Rates-IC	Funded	ICM	\$0	\$77,330	\$85,000	\$0	\$0	\$0	\$0	\$0	\$85,000	\$162,330
	Sub-Total			\$0	\$77,330	\$85,000	\$0	\$0	\$0	\$0	\$0	\$85,000	\$162,330
Sprague Avenue Stormwater, Bernard to Scott	Utility Rates-IC	Funded	ICM	\$386,621	\$0	\$1,470,835	\$0	\$0	\$0	\$0	\$0	\$1,470,835	\$1,857,456
	Sub-Total			\$386,621	\$0	\$1,470,835	\$0	\$0	\$0	\$0	\$0	\$1,470,835	\$1,857,456
Sprague Avenue, Bernard to Scott, Main Replacement	Utility Rates-IC	Funded	ICM	\$566,090	\$97,950	\$753,960	\$20,000	\$0	\$0	\$0	\$0	\$773,960	\$1,438,000
	Sub-Total			\$566,090	\$97,950	\$753,960	\$20,000	\$0	\$0	\$0	\$0	\$773,960	\$1,438,000
Sprague Avenue Investment Phase II - Bernard St to Scott St	Levy	Funded	ARTERIAL STREET FUND	\$3,004,983	\$340,000	\$25,000	\$0	\$0	\$0	\$0	\$0	\$25,000	\$3,369,983
	STBG	Funded	ARTERIAL STREET FUND	\$439,500	\$0	\$0	\$0	\$0	\$0	\$0	\$0	\$0	\$439,500
	UDRA	Funded	ARTERIAL STREET FUND	\$0	\$0	\$3,500,000	\$500,000	\$0	\$0	\$0	\$0	\$4,000,000	\$4,000,000
	Sub-Total			\$3,444,483	\$340,000	\$3,525,000	\$500,000	\$0	\$0	\$0	\$0	\$4,025,000	\$7,809,483
Total				\$4,397,194	\$515,280	\$5,834,795	\$520,000	\$0	\$0	\$0	\$0	\$6,354,795	\$11,267,269

Sunset Blvd, Royal to Lindeke

IPM-2016-169

Executive Summary

This project will replace the surface of Sunset Boulevard. It will also improve the modal service by incorporating bicycle and pedestrian facilities and improving transit accessibility. The stormwater system will be updated along the corridor. The project will include construction bioretention.

Project Justification

This section of road is deteriorating and needs repair. There is a significant need and demand for pedestrian and bicycle facilities. Presently, this corridor offers virtually no facilities for bicycle and pedestrian travel. Enhance signage to Arboretum entry. Facility currently lacks notable signage along Sunset Blvd. and improvement will better announce facility to users and passers-by. The stormwater along the length of the project is currently managed in open ditches and piping that discharges to Latah Creek. The proposed project will manage stormwater more efficiently and will provide treatment prior to infiltration into the ground.

Location

Sunset Blvd from Lindeke St to Royal St

Project Status

Project number: 2014094 ROW: July 2017; CN is planned for 2018

External Factors

Project Cost

Project Title	Project Phase	Prior Spending	2020	2021	2022	2023	2024	2025	2026	6 Year Total	Total
Sunset Blvd Bike Path, Deer Heights to Royal	Construction	\$0	\$0	\$0	\$0	\$399,000	\$0	\$0	\$0	\$399,000	\$399,000
	Sub-Total	\$0	\$0	\$0	\$0	\$399,000	\$0	\$0	\$0	\$399,000	\$399,000
UF - Finch Arboretum Entrance Improvements	Design	\$5,000	\$0	\$0	\$0	\$0	\$0	\$20,000	\$0	\$20,000	\$25,000
	Construction	\$35,000	\$0	\$0	\$0	\$0	\$0	\$0	\$130,000	\$130,000	\$165,000
	Sub-Total	\$40,000	\$0	\$0	\$0	\$0	\$0	\$20,000	\$130,000	\$150,000	\$190,000
Total		\$40,000	\$0	\$0	\$0	\$399,000	\$0	\$20,000	\$130,000	\$549,000	\$589,000

Sunset Blvd, Royal to Lindeke

IPM-2016-169

Project Funding

Project Title	Project Phase	Status	Fund Code	Prior Funding	2020	2021	2022	2023	2024	2025	2026	6 Year Total	Total
Sunset Blvd Bike Path, Deer Heights to Royal	Utility Rates-IC	Funded	ICM	\$0	\$0	\$0	\$0	\$399,000	\$0	\$0	\$0	\$399,000	\$399,000
	Sub-Total			\$0	\$0	\$0	\$0	\$399,000	\$0	\$0	\$0	\$399,000	\$399,000
UF - Finch Arboretum Entrance Improvements	Park Fund Capital	Funded	None	\$40,000	\$0	\$0	\$0	\$0	\$0	\$20,000	\$130,000	\$150,000	\$190,000
	Sub-Total			\$40,000	\$0	\$0	\$0	\$0	\$0	\$20,000	\$130,000	\$150,000	\$190,000
Total				\$40,000	\$0	\$0	\$0	\$399,000	\$0	\$20,000	\$130,000	\$549,000	\$589,000

Thor and Freya St, Hartson to Sprague Ave, Et. Al.

IPM-2018-100

Executive Summary

Full pavement reconstruction or rehabilitation, where needed, of the couplet and single roadway sections of Ray St, Thor St, and Freya St between Sprague and 17th. Upgrades to ADA curb ramps and minor curb and sidewalk repairs are anticipated. Replacement of 1936 steel water main 36-inch.

Project Justification

The purpose of this project is to reconstruct deteriorated roadway and utilities. The street construction is planned to be concrete for Thor and Freya for this project. Utilities need to be upgraded for the life of the concrete pavement. Utilities need to be upgraded for the life of the concrete pavement.

Location

Ray Street, from 17th Ave to 3rd Ave

Project Status

Project number: 2018084 Design 2021; Construction 2022

External Factors

Project Cost

Project Title	Project Phase	Prior Spending	2020	2021	2022	2023	2024	2025	2026	6 Year Total	Total
Thor and Freya, Hartson to Sprague Avenue Sewer Upgrades	Design	\$0	\$68,000	\$68,000	\$0	\$0	\$0	\$0	\$0	\$68,000	\$136,000
	Construction	\$0	\$0	\$0	\$780,000	\$780,000	\$0	\$0	\$0	\$1,560,000	\$1,560,000
	Sub-Total	\$0	\$68,000	\$68,000	\$780,000	\$780,000	\$0	\$0	\$0	\$1,628,000	\$1,696,000
Thor and Freya St, Hartson to Sprague Ave, Et. Al.	Design	\$0	\$393,500	\$520,000	\$0	\$0	\$0	\$0	\$0	\$520,000	\$913,500
	Construction	\$0	\$0	\$0	\$5,450,000	\$2,785,605	\$0	\$0	\$0	\$8,235,605	\$8,235,605
	Land purchase	\$0	\$10,000	\$40,000	\$0	\$0	\$0	\$0	\$0	\$40,000	\$50,000
	Sub-Total	\$0	\$403,500	\$560,000	\$5,450,000	\$2,785,605	\$0	\$0	\$0	\$8,795,605	\$9,199,105
Thor and Freya, Hartson to Sprague Avenue Water Upgrades	Design	\$0	\$25,000	\$25,000	\$0	\$0	\$0	\$0	\$0	\$25,000	\$50,000
	Construction	\$0	\$0	\$0	\$250,000	\$450,000	\$0	\$0	\$0	\$700,000	\$700,000
	Sub-Total	\$0	\$25,000	\$25,000	\$250,000	\$450,000	\$0	\$0	\$0	\$725,000	\$750,000
Total		\$0	\$496,500	\$653,000	\$6,480,000	\$4,015,605	\$0	\$0	\$0	\$11,148,605	\$11,645,105

Thor and Freya St, Hartson to Sprague Ave, Et. Al.

IPM-2018-100

Project Funding

Project Title	Project Phase	Status	Fund Code	Prior Funding	2020	2021	2022	2023	2024	2025	2026	6 Year Total	Total
Thor and Freya, Hartson to Sprague Avenue Sewer Upgrades	Utility Rates-IC	Funded	ICM	\$0	\$68,000	\$68,000	\$780,000	\$780,000	\$0	\$0	\$0	\$1,628,000	\$1,696,000
	Sub-Total			\$0	\$68,000	\$68,000	\$780,000	\$780,000	\$0	\$0	\$0	\$1,628,000	\$1,696,000
Thor and Freya St, Hartson to Sprague Ave, Et. Al.	STBG	Funded	ARTERIAL STREET FUND	\$0	\$363,500	\$500,000	\$4,000,000	\$1,966,049	\$0	\$0	\$0	\$6,466,049	\$6,829,549
	HIP	Funded	ARTERIAL STREET FUND	\$0	\$0	\$0	\$1,000,000	\$469,556	\$0	\$0	\$0	\$1,469,556	\$1,469,556
	LEVY	Funded	ARTERIAL STREET FUND	\$0	\$40,000	\$60,000	\$450,000	\$350,000	\$0	\$0	\$0	\$860,000	\$900,000
	Sub-Total			\$0	\$403,500	\$560,000	\$5,450,000	\$2,785,605	\$0	\$0	\$0	\$8,795,605	\$9,199,105
Thor and Freya, Hartson to Sprague Avenue Water Upgrades	Utility Rates-IC	Funded	ICM	\$0	\$25,000	\$25,000	\$250,000	\$450,000	\$0	\$0	\$0	\$725,000	\$750,000
	Sub-Total			\$0	\$25,000	\$25,000	\$250,000	\$450,000	\$0	\$0	\$0	\$725,000	\$750,000
Total				\$0	\$496,500	\$653,000	\$6,480,000	\$4,015,605	\$0	\$0	\$0	\$11,148,605	\$11,645,105

TJ Meenach Dr., TJ Meenach Bridge to Northwest Blvd

IPM-2015-88

Executive Summary

Complete a full depth roadway replacement from TJ Meenach Bridge to Northwest Blvd, including TJ Meenach Bridge on/off ramps. Improvements to sewer, water, lighting, and communication conduit included. A shared use path will be added and work will include minor ADA Ramp replacement.

Project Justification

Complete a full depth roadway replacement from TJ Meenach Bridge to Northwest Blvd, including TJ Meenach Bridge on/off ramps. Improvements to sewer, water, lighting, and communication conduit included. A shared use path will be added and work will include minor ADA Ramp replacement.

Location

TJ Meenach Dr, TJ Meenach Bridge to Northwest Blvd , to include on and off ramps on/off TJ Meenach

Project Status

Project number: 2014153 Construction is scheduled for 2019. This project may be constructed with an alternative delivery method

External Factors

Development along Ft George Wright will determine the size and timing of the lift station.

Project Cost

Project Title	Project Phase	Prior Spending	2020	2021	2022	2023	2024	2025	2026	6 Year Total	Total
TJ Meenach Dr. Water Transmission Main; Bridge to NW Blvd	Design	\$0	\$0	\$143,000	\$0	\$0	\$0	\$0	\$0	\$143,000	\$143,000
	Construction	\$0	\$0	\$0	\$865,000	\$0	\$0	\$0	\$0	\$865,000	\$865,000
	Sub-Total	\$0	\$0	\$143,000	\$865,000	\$0	\$0	\$0	\$0	\$1,008,000	\$1,008,000
TJ Meenach, NW Blvd to Pettet Dr, Sewer Upgrade	Design	\$0	\$178,000	\$0	\$0	\$0	\$0	\$0	\$0	\$0	\$178,000
	Construction	\$0	\$0	\$1,095,000	\$300,000	\$0	\$0	\$0	\$0	\$1,395,000	\$1,395,000
	Sub-Total	\$0	\$178,000	\$1,095,000	\$300,000	\$0	\$0	\$0	\$0	\$1,395,000	\$1,573,000
Cochran Basin Stormwater Piping, TJ Meenach-River to NW Blvd	Design	\$257	\$315,000	\$0	\$0	\$0	\$0	\$0	\$0	\$0	\$315,257
	Construction	\$0	\$0	\$2,867,000	\$0	\$0	\$0	\$0	\$0	\$2,867,000	\$2,867,000
	Sub-Total	\$257	\$315,000	\$2,867,000	\$0	\$0	\$0	\$0	\$0	\$2,867,000	\$3,182,257
TJ Meenach Dr, TJ Meenach Bridge to Northwest Blvd	Design	\$0	\$600,000	\$0	\$0	\$0	\$0	\$0	\$0	\$0	\$600,000
	Construction	\$0	\$0	\$2,500,000	\$2,500,000	\$0	\$0	\$0	\$0	\$5,000,000	\$5,000,000
	Sub-Total	\$0	\$600,000	\$2,500,000	\$2,500,000	\$0	\$0	\$0	\$0	\$5,000,000	\$5,600,000
Cochran Basin Treatment Facility-Downriver Boat Launch	Design	\$2,917	\$200,000	\$0	\$0	\$0	\$0	\$0	\$0	\$0	\$202,917
	Construction	\$0	\$0	\$2,175,000	\$0	\$0	\$0	\$0	\$0	\$2,175,000	\$2,175,000
	Sub-Total	\$2,917	\$200,000	\$2,175,000	\$0	\$0	\$0	\$0	\$0	\$2,175,000	\$2,377,917
Total		\$3,174	\$1,293,000	\$8,780,000	\$3,665,000	\$0	\$0	\$0	\$0	\$12,445,000	11,440,741,174

TJ Meenach Dr., TJ Meenach Bridge to Northwest Blvd

IPM-2015-88

Project Funding

Project Title	Project Phase	Status	Fund Code	Prior Funding	2020	2021	2022	2023	2024	2025	2026	6 Year Total	Total
TJ Meenach Dr. Water Transmission Main; Bridge to NW Blvd	Utility Rates-IC	Funded	ICM	\$0	\$0	\$143,000	\$865,000	\$0	\$0	\$0	\$0	\$1,008,000	\$1,008,000
	Sub-Total			\$0	\$0	\$143,000	\$865,000	\$0	\$0	\$0	\$0	\$1,008,000	\$1,008,000
TJ Meenach, NW Blvd to Pettet Dr, Sewer Upgrade	Loan-CWSRF	Funded	ICM	\$0	\$0	\$954,000	\$0	\$0	\$0	\$0	\$0	\$954,000	\$954,000
	Utility Rates-IC	Funded	ICM	\$0	\$178,000	\$141,000	\$300,000	\$0	\$0	\$0	\$0	\$441,000	\$619,000
	Sub-Total			\$0	\$178,000	\$1,095,000	\$300,000	\$0	\$0	\$0	\$0	\$1,395,000	\$1,573,000
Cochran Basin Stormwater Piping, TJ Meenach-River to NW Blvd	Grant-SFAP	Funded	ICM	\$0	\$80,000	\$2,326,000	\$0	\$0	\$0	\$0	\$0	\$2,326,000	\$2,406,000
	Utility Rates-IC	Funded	ICM	\$257	\$235,000	\$541,000	\$0	\$0	\$0	\$0	\$0	\$541,000	\$776,257
	Sub-Total			\$257	\$315,000	\$2,867,000	\$0	\$0	\$0	\$0	\$0	\$2,867,000	\$3,182,257
TJ Meenach Dr, TJ Meenach Bridge to Northwest Blvd	Levy	Funded	ARTERIAL STREET	\$0	\$600,000	\$2,500,000	\$2,500,000	\$0	\$0	\$0	\$0	\$5,000,000	\$5,600,000
	Sub-Total			\$0	\$600,000	\$2,500,000	\$2,500,000	\$0	\$0	\$0	\$0	\$5,000,000	\$5,600,000
Cochran Basin Treatment Facility-Downriver Boat Launch	Grant-SFAP	Funded	ICM	\$0	\$150,000	\$1,475,000	\$0	\$0	\$0	\$0	\$0	\$1,475,000	\$1,625,000
	Utility Rates-IC	Funded	ICM	\$2,917	\$50,000	\$700,000	\$0	\$0	\$0	\$0	\$0	\$700,000	\$752,917
	Sub-Total			\$2,917	\$200,000	\$2,175,000	\$0	\$0	\$0	\$0	\$0	\$2,175,000	\$2,377,917
Total				\$3,174	\$1,293,000	\$8,780,000	\$3,665,000	\$0	\$0	\$0	\$0	\$12,445,000	\$13,741,174

Wall St, 1st Ave to Main Ave

IPM-2018-105

Executive Summary

Pavement re-surfacing, sidewalk repair/updating, curb bump-outs, securing vaulted sidewalks, and upgrading lighting. Storm facilities will be updated as needed and brick manholes will be replaced. This project will also build upon and complement the Spokane Transit Central City Line improvements.

Project Justification

Pavement and utility infrastructure are aging and will need rehabilitation. Vaulted sidewalks need attention to reduce risk of failure. Brick manholes probably not survive construction. The downtown area has a history of rain related backups and surcharging. This project will provide additional capacity for the rain related issues.

Location

Wall Street between 1st Avenue and Main Avenue

Project Status

Project number: 2017089 Design 2023; Construction 2024 Project is candidate for Alternative Delivery.

External Factors

Project Cost

Project Title	Project Phase	Prior Spending	2020	2021	2022	2023	2024	2025	2026	6 Year Total	Total
Wall St, 1st Ave to Riverside Ave	Design	\$0	\$170,000	\$0	\$0	\$0	\$0	\$0	\$0	\$0	\$170,000
	Construction	\$0	\$0	\$1,780,000	\$0	\$0	\$0	\$0	\$0	\$1,780,000	\$1,780,000
	Sub-Total	\$0	\$170,000	\$1,780,000	\$0	\$0	\$0	\$0	\$0	\$1,780,000	\$1,950,000
Total		\$0	\$170,000	\$1,780,000	\$0	\$0	\$0	\$0	\$0	\$1,780,000	\$1,950,000

Project Funding

Project Title	Project Phase	Status	Fund Code	Prior Funding	2020	2021	2022	2023	2024	2025	2026	6 Year Total	Total
Wall St, 1st Ave to Riverside Ave	REET	Funded	ARTERIAL STREET FUND	\$0	\$70,000	\$700,000	\$0	\$0	\$0	\$0	\$0	\$700,000	\$770,000
	STA	Funded	ARTERIAL STREET FUND	\$0	\$100,000	\$1,080,000	\$0	\$0	\$0	\$0	\$0	\$1,080,000	\$1,180,000
	Sub-Total			\$0	\$170,000	\$1,780,000	\$0	\$0	\$0	\$0	\$0	\$1,780,000	\$1,950,000
Total				\$0	\$170,000	\$1,780,000	\$0	\$0	\$0	\$0	\$0	\$1,780,000	\$1,950,000

Wellesley Avenue, Division to Nevada St

IPM-2018-99

Executive Summary

Construct full depth roadway, repair sidewalk, communication conduit and cable, signal and water mains replacement.

Project Justification

Roadway and utility deterioration require attention.

Location

Wellesley Avenue between Division Street and Nevada Street

Project Status

Project number: 2018091 Facility updates have been identified. Preliminary cost has been estimated.

External Factors

Project Cost

Project Title	Project Phase	Prior Spending	2020	2021	2022	2023	2024	2025	2026	6 Year Total	Total
Wellesley Avenue, Division to Nevada Street Main Replacement	Design	\$0	\$0	\$0	\$0	\$0	\$0	\$0	\$0	\$0	\$0
	Construction	\$0	\$0	\$0	\$0	\$0	\$0	\$0	\$0	\$0	\$0
	Planning	\$0	\$0	\$0	\$0	\$0	\$0	\$0	\$5,000	\$5,000	\$5,000
	Sub-Total	\$0	\$0	\$0	\$0	\$0	\$0	\$0	\$5,000	\$5,000	\$5,000
Wellesley Avenue – Division to Nevada	Planning	\$0	\$0	\$0	\$0	\$0	\$0	\$0	\$15,000	\$15,000	\$15,000
	Sub-Total	\$0	\$0	\$0	\$0	\$0	\$0	\$0	\$15,000	\$15,000	\$15,000
Total		\$0	\$0	\$0	\$0	\$0	\$0	\$0	\$20,000	\$20,000	\$20,000

Wellesley Avenue, Division to Nevada St

IPM-2018-99

Project Funding

Project Title	Project Phase	Status	Fund Code	Prior Funding	2020	2021	2022	2023	2024	2025	2026	6 Year Total	Total
Wellesley Avenue, Division to Nevada Street Main Replacement	Utility Rates-IC	Funded	ICM	\$0	\$0	\$0	\$0	\$0	\$0	\$0	\$5,000	\$5,000	\$5,000
	Sub-Total			\$0	\$0	\$0	\$0	\$0	\$0	\$0	\$5,000	\$5,000	\$5,000
Wellesley Avenue – Division to Nevada	Levy	Funded	ARTERIAL STREET FUND	\$0	\$0	\$0	\$0	\$0	\$0	\$0	\$15,000	\$15,000	\$15,000
	Sub-Total			\$0	\$0	\$0	\$0	\$0	\$0	\$0	\$15,000	\$15,000	\$15,000
Total				\$0	\$0	\$0	\$0	\$0	\$0	\$0	\$20,000	\$20,000	\$20,000

Wellesley Avenue, Freya to Havana St

IPM-2018-98

Executive Summary

Construction of full depth pavement, sidewalk, and bicycle infrastructure to align with present plans and future development expectations. Updates stormwater utilities will take place as necessary. The existing water distribution mains will be replaced with 12-inch ductile iron water pipe.

Project Justification

Industrial freight connection from 'The Yard' to the adjacent T-1 and Interstate truck routes is needed. The existing water cast iron pipes in this section Wellesley Avenue will be upgraded to a 12-inch water main west of Rebecca Street to connect to the main to the east.

Location

Wellesley Avenue, Freya to Havana

Project Status

Project number: 2018076 Facility updates have been identified. Preliminary cost has been estimated.

External Factors

Project Cost

Project Title	Project Phase	Prior Spending	2020	2021	2022	2023	2024	2025	2026	6 Year Total	Total
Wellesley Avenue, Freya to Havana Street Main Replacement	Design	\$0	\$0	\$0	\$0	\$0	\$0	\$0	\$70,000	\$70,000	\$70,000
	Construction	\$0	\$0	\$0	\$0	\$0	\$0	\$0	\$0	\$0	\$0
	Sub-Total	\$0	\$0	\$0	\$0	\$0	\$0	\$0	\$70,000	\$70,000	\$70,000
Wellesley Ave, Freya St to Havana St	Design	\$0	\$0	\$0	\$0	\$0	\$0	\$0	\$230,000	\$230,000	\$230,000
	Land purchase	\$0	\$0	\$0	\$0	\$0	\$0	\$0	\$100,000	\$100,000	\$100,000
	Sub-Total	\$0	\$0	\$0	\$0	\$0	\$0	\$0	\$330,000	\$330,000	\$330,000
Total		\$0	\$0	\$0	\$0	\$0	\$0	\$0	\$400,000	\$400,000	\$400,000

Wellesley Avenue, Freya to Havana St

IPM-2018-98

Project Funding

Project Title	Project Phase	Status	Fund Code	Prior Funding	2020	2021	2022	2023	2024	2025	2026	6 Year Total	Total
Wellesley Avenue, Freya to Havana Street Main Replacement	Utility Rates-IC	Funded	ICM	\$0	\$0	\$0	\$0	\$0	\$0	\$0	\$70,000	\$70,000	\$70,000
	Sub-Total			\$0	\$0	\$0	\$0	\$0	\$0	\$0	\$70,000	\$70,000	\$70,000
Wellesley Ave, Freya St to Havana St	FMSIB	Unfunded	None	\$0	\$0	\$0	\$0	\$0	\$0	\$0	\$220,000	\$220,000	\$220,000
	Levy	Funded	ARTERIAL STREET FUND	\$0	\$0	\$0	\$0	\$0	\$0	\$0	\$110,000	\$110,000	\$110,000
	Sub-Total			\$0	\$0	\$0	\$0	\$0	\$0	\$0	\$330,000	\$330,000	\$330,000
Total				\$0	\$0	\$0	\$0	\$0	\$0	\$0	\$400,000	\$400,000	\$400,000

12th Ave. - Deer Heights Rd. to Flint Rd.

IPM-2020-78

Executive Summary

A new arterial street will be constructed in the proposed alignment of 12th Avenue from Deer Heights Road to Flint Road. Stormwater bioretention areas will be constructed along 12th Avenue to store, treat, and dispose of stormwater through infiltration for the runoff created by the new street. As part of the new street construction, an 18-inch water main and a 12 inch sewer line will be installed to serve proposed and future developments adjacent to 12th Avenue

Project Justification

The new street will connect to existing 12th Avenue at Deer Heights within the City of Airway Heights. The new street will improve and increase east-west traffic capacity while also providing an alternative route to Highway 2.

Location

12th Ave from Deer Heights Rd to Flint Rd

Project Status

Active

External Factors

Construction is dependent on grant funding

Project Cost

Project Title	Project Phase	Prior Spending	2020	2021	2022	2023	2024	2025	2026	6 Year Total	Total
12th Ave. - Deer Heights Rd. to Flint Rd.	Design	\$0	\$0	\$100,000	\$500,000	\$0	\$0	\$0	\$0	\$600,000	\$600,000
	Construction	\$0	\$0	\$0	\$0	\$7,400,000	\$0	\$0	\$0	\$7,400,000	\$7,400,000
	Sub-Total	\$0	\$0	\$100,000	\$500,000	\$7,400,000	\$0	\$0	\$0	\$8,000,000	\$8,000,000
12th Avenue - Deer Heights to Flint	Design	\$0	\$0	\$0	\$0	\$15,000	\$0	\$0	\$0	\$15,000	\$15,000
	Construction	\$0	\$0	\$0	\$0	\$0	\$125,000	\$0	\$0	\$125,000	\$125,000
	Sub-Total	\$0	\$0	\$0	\$0	\$15,000	\$125,000	\$0	\$0	\$140,000	\$140,000
12th Avenue - Deer Heights to Flint	Design	\$0	\$0	\$0	\$0	\$95,000	\$0	\$0	\$0	\$95,000	\$95,000
	Construction	\$0	\$0	\$0	\$0	\$0	\$950,000	\$0	\$0	\$950,000	\$950,000
	Sub-Total	\$0	\$0	\$0	\$0	\$95,000	\$950,000	\$0	\$0	\$1,045,000	\$1,045,000
Total		\$0	\$0	\$100,000	\$500,000	\$7,510,000	\$1,075,000	\$0	\$0	\$9,185,000	\$9,185,000

12th Ave. - Deer Heights Rd. to Flint Rd.

IPM-2020-78

Project Funding

Project Title	Project Phase	Status	Fund Code	Prior Funding	2020	2021	2022	2023	2024	2025	2026	6 Year Total	Total
12th Ave. - Deer Heights Rd. to Flint Rd.	PDA	Funded	ARTERIA	\$0	\$0	\$50,000	\$0	\$0	\$0	\$0	\$0	\$50,000	\$50,000
	Private	Unfunded	None	\$0	\$0	\$0	\$50,000	\$500,000	\$0	\$0	\$0	\$550,000	\$550,000
	Grant	Unfunded	None	\$0	\$0	\$0	\$200,000	\$3,200,000	\$0	\$0	\$0	\$3,400,000	\$3,400,000
	Sub-Total			\$0	\$0	\$50,000	\$250,000	\$3,700,000	\$0	\$0	\$0	\$4,000,000	\$4,000,000
12th Avenue - Deer Heights to Flint	Private	Unfunded	None	\$0	\$0	\$0	\$0	\$15,000	\$125,000	\$0	\$0	\$140,000	\$140,000
	Sub-Total			\$0	\$0	\$0	\$0	\$15,000	\$125,000	\$0	\$0	\$140,000	\$140,000
12th Avenue - Deer Heights to Flint	Private	Unfunded	None	\$0	\$0	\$0	\$0	\$95,000	\$950,000	\$0	\$0	\$1,045,000	\$1,045,000
	Sub-Total			\$0	\$0	\$0	\$0	\$95,000	\$950,000	\$0	\$0	\$1,045,000	\$1,045,000
Total				\$0	\$0	\$50,000	\$250,000	\$3,810,000	\$1,075,000	\$0	\$0	\$5,185,000	\$5,185,000