

# *City of Spokane*

2013

## Consolidated Annual Performance & Evaluation Report



*...Building Vibrant Communities*



City of Spokane Community, Housing & Human Services Department

808 W. Spokane Falls Blvd., Room 650

Spokane, WA 99201-3339

[spokanechhs@spokanecity.org](mailto:spokanechhs@spokanecity.org)





## TABLE OF CONTENTS

INTRODUCTION .....	1
Public Participation Requirements .....	2
Community Development Neighborhoods Map .....	3
1.a. Consolidated Plan Narratives .....	4
Assessment of Three to Five Year Goals and Objectives .....	4
Affirmatively Furthering Fair Housing .....	5
Affordable Housing .....	6
Continuum of Care Narrative .....	6
Other Actions Taken .....	8
Leveraging Resources .....	12
Citizen Comments .....	13
Self-Evaluation .....	13
2.a. CDBG Narratives .....	17
Priority Needs and Objectives .....	17
Assessment of Annual Performance .....	17
Relocation and Displacement .....	18
Low and Moderate Income Area Benefit .....	19
Program Income and Revolving Fund Activities .....	19
Rehabilitation Programs .....	20
3.a. HOME Narratives .....	22
Priority Needs and Objectives .....	23
Results of On-Site Inspections .....	24
5.a. ESGP Narratives .....	26
Priority Needs and Objectives .....	26
Matching Contributions .....	26
Attachments	
Attachment A	
2013 Summary of Community Development Accomplishments – CDBG Expenditures by	
Priority Need Category Program Year 2013	
Attachment B	
2013 HOME Activities with Leverage	
Attachment C	
2013 CD Board High Priority Housing Needs/HOME Funds	
Attachment D	
HOME Match Report (HUD Form 40107-A)	
Attachment E	
Minority Business Enterprise (MBE) and Women Business Enterprise (WBE) Contract	
Activity & Section 3 Summary Report (HUD Form 2516)	

Attachment F  
CDBG Financial Report & CDBG Financial Summary (HUD Form C04PR26)

Attachment G  
Activity Summary (GPR) sorted by HUD Project and Activity Number  
(IDIS Report C04PR03)

Attachment H  
Summary of Consolidated Plan Projects for Plan Year 2013  
(IDIS Report C04PR02)

Attachment I  
Rehabilitation Activities for 2013  
(IDIS Report C04PR10)

Attachment J  
CDBG Performance Measurements Report  
(IDIS Report C04PR83)

Attachment K  
CDBG Housing Performance Report  
(Grantee/PJ C04PR85)

## INTRODUCTION

The Department of Housing and Urban Development (HUD) requires that direct entitlement communities prepare a Consolidated Plan with annual Action Plan updates as well as a Consolidated Annual Performance and Evaluation Report (CAPER) to be eligible to receive CDBG, HOME, HESG and Continuum of Care funds.

On May 15, 2013, the City of Spokane submitted to HUD the 2013 Annual Action Plan Component of the Consolidated Plan. In addition to updating the Integrated Disbursement and Information System (IDIS) with financial and program performance information, the City has prepared narrative supplements and selected IDIS reports for submittal in the 2013 Consolidated Annual Performance and Evaluation Report (CAPER). This report describes activities undertaken during the 2013 program year; July 1, 2013 through June 30, 2014.

The CAPER specifically identifies all federal funds allocated through the City's Community, Housing and Human Services Department. The CAPER identifies the total amount of funds available (including program income), the total amount of funds committed, and the total amount expended during the reporting period. The IDIS activity and project reports identify persons served; housing, public facility and infrastructure improvements undertaken and completed; and the number of low and moderate-income persons assisted during the reporting period. The geographic distribution and location of expenditures is graphically depicted on the following map – "Community Development Neighborhoods." The majority of CDBG, HOME, HESG and Continuum of Care expenditures were distributed within the thirteen Community Development neighborhoods.

*9/25/14 Update: Text was updated on pages 23, 24 and 25 to reflect the 2013 PY activity. For further information on this update, please contact the Community, Housing and Human Services Department at 808 W. Spokane Falls Blvd., Room 650, Spokane, WA 99201, (509) 625-6325 or [spokanechhs@spokanecity.org](mailto:spokanechhs@spokanecity.org).*



## PUBLIC PARTICIPATION REQUIREMENTS

The City of Spokane is required to make the CAPER available for public comment for at least (15) days. A notice of availability was published in the Spokesman Review on August 31, 2014 and on the Community, Housing and Human Services Department website. The public comment period began on September 1, 2014 and will end on September 19, 2014. Any comments received will be reviewed, considered and attached to this document.

In addition, a copy of the CAPER was provided to the Spokane Public Library and a presentation will be made at the CHHS Board meeting on September 3, 2014.

[illegible]

24 November 2004

City of Spokane Community Development  
Streets Neighborhoods

[illegible]

## CONSOLIDATED PLAN NARRATIVES

- 1.a. All Grantees must demonstrate how activities undertaken during the program year address pertinent Strategic Plan objectives and areas of high priority identified in their three to five-year Consolidated Plan. Narrative information should be provided that describes how activities address these objectives so that overall performance in meeting Consolidated Plan goals can be assessed. For example, CDBG and ESG program activities and/or goals in the Strategic Plan. This information should be summary information so that HUD and citizens can easily assess annual progress made toward meeting longer term goals.*

The five guiding principles of the Strategic Plan are as follows:

- 1. Citizen involvement is critical in decision-making regarding community development and housing activities.*

The thirteen Community Development Neighborhoods continue to actively participate in the neighborhood allocation process and the implementation of selected projects through Neighborhood Steering Committees. These committees review and analyze their priority needs during the Spring; prior to the Fall allocation process. During the 2013 FY, approx. 130 neighborhood meetings and 2 public meetings were held.

Neighborhood residents are also represented on the Community, Housing and Human Services Board which determines and recommends city-wide allocations of CDBG, HOME and ESGP funds to the City Council. Citizens are notified through newspaper advertisements and community newsletters of the dates of public hearings and meetings. Citizens are invited to comment on the City's application and program performance.

- 2. The City of Spokane should take full advantage of available federal, state and local resources to make community improvements.*

Please refer to Narrative 1.f.

- 3. Community Development and housing activities should have a close relationship to "real" needs and current conditions.*

During the 2012 program year, the former Community Development Department and Human Services Departments were merged into one Department – Community, Housing and Human Services (CHHS). In addition, three policy advisory committees – the Human Services Advisory Board, the Community Development Board and the Regional Homeless Governance Council were combined to create the Community, Housing and Human Services (CHHS) Board to act as a single policy advisory group to the Spokane City Council.

During the consolidation process, advisory committees have been established to provide expertise and guidance to the CHHS Board. The Affordable Housing/Real Estate Portfolio Committee is charged with providing market expertise on activities and funding for affordable housing and CHHS Department real estate properties. Composition of this committee may include CHHS Board members, lenders, non-profits, real estate professionals and affordable housing experts. The Continuum of Care and Strategic Planning Committees will also provide expertise in system-wide approaches to homelessness and the alignment of strategic plans to guide the future work of the CHHS Board.

- 4. Publicly-funded activities should make efficient and effective usage of taxpayer dollars.*

All CDBG Public Facility Improvement Projects are required to follow the City's procurement procedures. At a minimum, all projects are required to submit three bids. Project budgets and payment requests are reviewed for "necessary and reasonable" costs by the appropriate implementing department.



The Multi-Family Housing program is currently drafting policies and procedures that will be evaluated by the Affordable Housing/Real Estate Committee and ensure that project development and operating budgets for rental housing projects are reviewed for consistency with industry costs and market standards.

*5. Citizens should have equal access to funded programs and services, based upon consistent criteria.*

All CDBG Public Service projects are monitored for compliance with Equal Opportunity laws. Some programs may restrict services based on residency (limited to neighborhood boundaries) or population characteristics (substance abuse, single parent household, household income or disability). However, access to services is open to any individual or household within these populations.

Please refer to Narrative 3.d. for a description of Fair Housing compliance and affirmative marketing in the City's housing programs.

High priority community development and housing needs that were identified in the Consolidated Plan are outlined in Attachments A – "Summary of Community Development Accomplishments for CDBG Expenditures by Priority Need Category." An analysis of ESGP program expenditures is included under Narratives 1.d. and 5.b.

An analysis of total CDBG and HOME expenditures illustrates that the majority of expenditures during the Fiscal Year were targeted to address areas of high priority as identified in the Consolidated Plan.

***1.b. - Affirmatively Furthering Fair Housing - Actions taken to affirmatively further fair housing, including actions taken regarding completion of an analysis of impediments to fair housing choice, a summary of impediments identified in the analysis, and actions taken to overcome the effects of impediments identified through the analysis. (24 CFR 91.520(a)).***

In the Fall of 2007, the City of Spokane retained a consultant (Northwest Fair Housing Alliance) to complete an update to the Analysis of Impediments to Fair Housing Choice (AI). This document was the fifth Analysis completed by the City and has since been adopted by the Community Development Board on August 14, 2008. The Analysis identified six impediments involving protected classes; particularly families with children and individuals with disabilities. The Analysis also identified four "significant issues" involving low-income housing conversions, availability of affordable housing and transportation.

The CHHS Board has awarded a contract to a consultant who will begin work with the Strategic Planning Committee to update the 2008 AI. As part of this process, Given that a new proposed rule has been published, the City of Spokane will need guidance from HUD on the timing and implementation of the AI.

Actions taken during the 2013 program year that are intended to address the effects of impediments identified in the 2008 Analysis include the following:

- Staff played a major role in organizing a Fair Housing Conference, this one was held at Center Place in Spokane Valley. 312 individuals attended. Local representatives from fair housing organizations provided panel discussions with topics including legal updates, reasonable accommodations, communications, and fair housing testing.
- During the 2011 program year, the Northwest Fair Housing Alliance was awarded an 18-month \$325,000 U.S. Department of HUD Grant for fair lending investigation and enforcement in 17 counties in Eastern and Central Washington. A portion of the grant is being used to develop and disseminate fair lending and foreclosure prevention curricula, conduct trainings and share information with other organizations. In August of 2012, the NWFHA received certification to provide continuing education clock hours for mortgage lenders from the National MLS Association.

***1.c. - Affordable Housing - Evaluation of progress in meeting its specific objective of providing affordable housing, including the number of extremely low-income, low-income, and moderate-income renter and owner households assisted during the reporting period and the number of households assisted with housing that meets the Section 215 definition of affordable housing for rental and homeownership. This summary of progress should include a comparison of actual accomplishments with proposed goals for the reporting period, efforts to address "worst-case needs," and the needs of person with disabilities.***

The City's Community, Housing and Human Services Department has completed another year of progress toward meeting its priority housing needs. The various programs/projects have achieved the following results:

- 50 Homeowners received Housing Rehabilitation Assistance
- 65 Homeowners received Emergency Housing Repair Assistance
- 20 Homeowners received Roofs Only Repair or Replacement Assistance
- 84 Homeowners received Minor Home Repair Assistance

The above programs assisted homeowners whose incomes do not exceed 50% of the area median income (AMI) except for the Roofs Only Program, which has an assistance limit of 65% of AMI and housing rehabilitation assistance which has a limit of 80% of AMI for qualifying households. The programs benefit households by improving the livability of each dwelling unit, correcting serious deficiencies, making accessibility improvements, increasing energy efficiency and/or making urgent repairs so the owners can continue to inhabit their homes.

The availability of grants and deferred loans assure homeowners that there will be no increase in the housing cost burden. Also, for many projects, the improvements help ease housing cost burden through such improvements as increased insulation, replacement of inefficient windows and heating systems with energy efficient alternatives that meet or exceed current energy building codes.

***1.d. - Continuum of Care Narrative - Actions taken to address the needs of homeless persons and the special needs of persons that are not homeless but require supportive housing, (including persons with HIV/AIDS and their families). This narrative should include a summary of actions taken during the program year to develop and implement a Continuum of Care Strategy for the homeless, i.e. actions taken to prevent homelessness, to address the emergency shelter and transitional housing needs of homeless individuals and families (including significant sub-populations such as those living on the streets), to help homeless persons make the transition to permanent housing and independent living.***

The Spokane Regional Continuum of Care (CoC) was awarded 3.4 million dollars through the FY 2013 CoC Program Competition to support 28 individual programs serving homeless individuals and families. Through the FY 2013 Competition, the CoC was able to add one new permanent supportive housing program and one rapid re-housing program through reallocation to support regional CoC planning efforts.

Data gathered as part of our Regional Homeless Point In Time Count (January 23, 2014) revealed a 4 percent decrease in the number of homeless families. Efforts over the past few years, with the implementation of a coordinated assessment system for homeless families and the emphasis of rapid re-housing has improved how we are serving homeless families. Coordinated assessment and rapid re-housing as allowed us to move the majority of families into permanent housing very quickly while our PSH units are prioritized for families with the highest needs. Our Point in Time Count identified an overall increase in homelessness which is tied to the unsheltered chronic homeless population. The implementation of a coordinated assessment system for this population will bring together increased

street outreach and the prioritization of the chronic homeless population with the highest needs. We anticipate increased efficiencies in serving this population with these new efforts.

During the 2013 program year, the Emergency Solutions Grant funded the Single Homeless Outreach Project. This project funded increased outreach and engagement to the chronic homeless population and was located in two homeless day-center / shelter programs. This increased outreach connected with 707 persons, provided resources and connections to housing.

The following narrative provides an overview of the CoC Strategic Planning Objectives as outlined in the FY 2013 Continuum of Care Program Competition Notice of Funding Availability (NOFA).

*(1) Increase Progress Towards Ending Chronic Homelessness*

The Community, Housing and Human Services Board will prioritize all renewing PSH projects that identify 100% of all beds that prioritize chronically homeless individuals and families. All new PSH projects created through reallocation will be required to serve 100% chronically homeless individuals with the longest histories of homelessness. The CHHS Board will conduct an annual review of all renewing projects to ensure they are meeting the CoC goal of increasing the number of CH beds. We intend to have 305 CH designated PSH beds by 2015.

This prioritization will increase our existing CH beds by 102 beds and take our total CoC-funded PSH bed commitment from 54% to 80% by 2015. Our CoC identified 86 CH individuals during the 2013 PIT Count. Our plan to increase our CH beds by 102 will help meet the national goal of ending chronic homelessness by 2015.

*(2) Increase Housing Stability - Percentage of participants who remained in or exited to permanent housing and Percentage of participants exiting from transitional housing to permanent housing;*

During 2014, the City of Spokane will launch a new single homeless coordinated assessment program with the intention of placing the hardest to serve chronically homeless individuals in PSH units. This program is utilizing the Service Privatization Decision Assistance Tool which will assist PSH providers in determining the service needs of their clients. Collaboration between the CoC and our local Regional Support Network will enhance the behavioral health services PSH clients receive.

In addition, the CoC is tracking performance in this area very carefully. Part of this quarterly monitoring includes communication between the Collaborative Applicant and subrecipient to ensure data quality and high performance standards. Subrecipients who fall short of the CoC goal are given notice and required to improve their housing stability performance as part of their overall performance evaluation.

*(3) Increase project participants income- Increase the percentage of homeless housing participants who increase income from employment from entry to exit and Increase the percentage of homeless housing participants who increase income from non-employment sources from entry to exit.*

The CoC has been working closely with the Washington State SOAR team to start a SOAR initiative in Spokane County. The CoC has committed to creating more PSH beds for chronically homeless individuals with high barriers to housing stability. The result has been a reduced number of individuals capable of gaining employment. For these clients our CoC is focused on getting them on SSI or SSDI to improve their self-sufficiency. Our partnership with Washington Connection has helped enroll clients in TANF and other cash benefit programs to assist when employment options are limited. One of the areas our CoC will focus on over the next 2 years is to reduce the number of adults who record no cash income sources from entry date to program exit. At the time of this application, our CoC recorded 24.85% clients with no cash income sources. We will reduce this total by 10% over the next two years.

In the past, our CoC has focused on increasing the percentage of participants in all CoC-funded projects that are employed at program exit to 20% or more. As we move forward with this objective our focus



will remain on helping individuals gain employment during and after program enrollment. A specific focus will be placed on increasing income above the rate at, or during program enrollment. Specifically, members of the CoC Advisory Committee will be responsible for coordinating efforts around employment with employers throughout the county.

- (4) Increase the percentage of homeless housing participants who obtain non-cash mainstream benefits from entry to exit.*

Interdisciplinary coordination of resources available to homeless households will be a primary objective of the CoC to connect clients to qualifying services. The CoC will work in collaboration with Empire Health Foundation and their Better Health Together program in an effort to better optimize outcomes of the Affordable Care Act. The CoC will work with local representatives from the Department of Social and Health Services to optimize access to services (food stamps, TANF, etc.). The Collaborative Applicant has been working with state SOAR representatives to renew the SOAR initiative within the CoC. The CoC is currently performing at a high level with 85% of all clients being connected to non-cash mainstream benefits from entry to program exit. The City of Spokane will continue working with the CoC Advisory Committee to ensure this level of performance continues over the next 2 years. Over the next 2 years, the CoC will focus on the and how clients can better access benefits.

- (5) Increase the number of families with children receiving Rapid Re-housing from all sources.*

Rapid re-housing has proven to be an effective solution for homeless families with children. In response the Continuum of Care has prioritized this practice and is implementing it through three funding sources (City of Spokane through Emergency Solutions Grant, local and state homeless funds). In addition, Spokane County and the Supportive Services for Veterans Families program (SSVF) is funding these activities. 440 households with children will be served annually through these programs. In the current CoC Program application, funds from several underperforming projects is being reallocated into a new rapid re-housing project that would serve 85 additional households annually. The CoC will continue to prioritize rapid re-housing; 39% of 2014-15 local and state funds and 70% of 2014 ESG funds are currently allocated to rapid re-housing.

***1.e. - Other Actions - Other actions indicated in the strategic and action plans. These would include actions to address obstacles to meeting underserved needs, foster and maintain affordable housing, eliminate barriers to affordable housing, overcome gaps in institutional structures and enhance coordination, improve public housing and resident initiatives, evaluate and reduce lead based paint hazards, ensure compliance with program and comprehensive planning requirements, and reduce the number of persons living below the poverty level.***

The Community, Housing and Human Services Department conduct its activities under certain guiding principles established as the cornerstone of its strategy for the improvement of community conditions in the 2010 Consolidated Plan. These are as follows:

1. Citizen involvement is crucial in decision-making regarding community development and housing activities,
2. The City of Spokane should take full advantage of available federal, state and local resources to make community improvements.
3. Community Development and housing activities should have a close relationship to "real" needs and current conditions.
4. Publicly-funded activities should make efficient and effective usage of taxpayer dollars, and
5. Citizens should have equal access to funded programs and services, based upon consistent criteria.

The Community, Housing and Human Services Department has followed these guiding principles in the undertaking of its funded activities during Program Year 2013. Actions related to program elements were consistent with those guiding principles. All actions outlined in the 2013 Action Plan Component

of the Consolidated Community Development and Housing Plan have been undertaken, and no complaints relative to these actions were received.

- Address obstacles to meet underserved needs - The City put special emphasis on funding multi-family rental projects serving extremely low income (below 30% of median income) households, 3+ bedroom units for large families, and "Centers & Corridors" development that places affordable housing adjacent to jobs and public transportation. During the Program Year, coordination continued with staffs of Spokane County, State of Washington, WBARS, and the Public Funders group that follows-up on recommendations from a Regional Affordable Housing Task Force formed by the Mayor (and counterparts from other jurisdictions) to address the need for regional cooperation in addressing affordable housing.
- Foster and maintain affordable housing - The City was open and accepting of HOME funding applications and loan subordination requests. This includes HOME funding requests for HUD funded projects whose subsidy contracts are ending.
- Eliminate barriers to affordable housing - The City Plan Commission continued to implement work following an updated Comprehensive Plan, including a Housing Element, as required by the State Growth Management Act. The new Comprehensive Plan was adopted by the Spokane City Council on May 21, 2001. Work on implementing regulations continues, including efforts by an Infill Housing Committee.
- Overcome gaps in institutional structure - no actions were proposed in the 2013 Action Plan.
- Improve public housing and resident initiatives - What began in 1972 as the Housing Authority of the City of Spokane is now a multi-jurisdictional agency serving many cities and five Counties in Eastern Washington, with a service area comparable in size to the State of Massachusetts. The partnership between Spokane Housing Authority (SHA) and the City of Spokane continues to provide affordable housing for thousands of families.

SHA is governed by a 6 member Board of Commissioners to include a resident commissioner appointed by the Mayors of the cities of Spokane and Spokane Valley, and the Chairperson of the Spokane County Commissioners. Each member serves a five-year term of office, with terms rotating in such a manner that one appointment is made each year. The Board has full authority in the establishment of SHA policies, long-term direction, and oversight of programs that accomplish the Agency's mission.

Spokane Housing Authority continues to meet its mission "To provide, develop, and promote quality affordable housing options in the communities we serve." SHA's Public Housing Program (fifty units of elderly/disabled housing at the Parson's Apartments and 75 scattered-site houses and duplexes) receives United States Department of Housing and Urban Development (HUD) funds in the form of Operating Subsidy and Capital Funds to ensure long-term affordable and sustainable housing.

The Parsons Resident Association (PRA) continues to be a strong and viable organization in the west downtown neighborhood. The PRA has incorporated and secured a 501(C)(3) tax-exempt status and operates a vending business, which generates income for its activities.

A number of partnerships and collaborations greatly enhance client initiatives:

1. The Spokane Police Dept. and COPS assist Parson's residents with the COPS program. The COPS office is now the Spokane Police Law Enforcement Museum, though a contract for COPS support of residents continues.
2. Spokane Police Department and SHA work together to eliminate fraud and crime in housing. All of SHA owned housing has the designation as Crime Free Multi-Family Housing via a program with the City Police and County Sheriff.

3. Washington State Department of Social and Health Services and Community Colleges of Spokane are available to provide a wide range of support, employment, and education services to all SHA clients.
4. The Coalition of Responsible Disabled, the Spokane AIDS Network, the Spokane County Regional Support Network, ARC, the Spokane Homeless Coalition and the Healthcare for Homeless Veterans provide clients with a variety of social support systems.
5. SNAP provides home ownership counseling and down payment loans for assisted participants in launching businesses through their Microenterprise Development program.
6. Career Path Services and Northwest Washington Rural Resources have provided support services.
7. Spokane Low Income Housing Consortium provides a coordinated effort in the development of transitional and permanent housing in the Spokane region.

SHA helps to provide housing for members of our community who often cannot find affordable housing through other means. The main program is the Section 8 Housing Choice Voucher program which assists about 4,650 households, which includes the Family Unification Program, Project based vouchers, Non Elderly Disabled vouchers and Veterans programs. Other rental assistance programs include: Shelter Plus Care, Housing Opportunities for Persons with AIDS; Mod Rehab SRO's, City HOME Rental Assistance Program for homeless; set-aside program in SHA owned housing through various partners providing units for supportive housing for homeless families, including Vets; and project-based Section 8 Vouchers which provide rental assistance to assigned units. Community partners in these efforts include Catholic Charities, Veteran's Administration, SNAP, Spokane Housing Ventures, Department of Corrections, Salem Arms, Frontier Behavioral Health, Salvation Army, and Transitions. In addition, SHA also administers, in partnership with the Veterans Affairs Medical Center in Spokane, 220 Veterans Affairs Supportive Housing (VASH) Vouchers for homeless veterans and 32 VASH Project Based Vouchers.

Lead Based Paint – City of Spokane housing programs facilitate needed repairs that provide low-income owners and renters the opportunity to live in a safe and affordable home. Homes can provide safe shelter but may also pose unseen health hazards such as lead-based paint – a known neurotoxin that can significantly impact children under 6 years old.

Eighty-two percent of Spokane's homes were built before 1978 with a substantial number of these homes constructed prior to 1940 – a period when lead-based paint was commonly used. Spokane's close-in neighborhoods contain many of these older homes as well as increased frequency of low-income families. Demographic indicators show that most of the City's children under 6 live in areas containing most of the pre-1940 housing units. Unfortunately, the extent of childhood lead poisoning is not known due to an extremely low blood lead testing rate - only 2% of children throughout Spokane County receive blood lead testing. Consequently, many Single Family Rehabilitation Program projects are homes containing lead-based paint.

The requirement to perform lead-safe home repair was established by HUD's 2000 Lead Safe Housing Rule (Title X) and reinforced by EPA's 2010 Renovation and Repair Rule (RRP). Spokane has fully integrated Title X and RRP requirements into the Single-Family Rehabilitation and Multifamily Housing programs. In 2004, 2009 and 2012, the City received multi-year HUD grants to fund the Lead Safe Spokane program. This program raises community lead hazard awareness by educating families, providing XRF Lead Inspections, and promoting child blood lead testing. This program also increases capacity of local contractors, property managers, and property maintenance staff via Abatement Supervisor and RRP Renovator training to perform lead-safe repair. Ultimately, this program funds repair of identified lead-based paint hazards in eligible owner- and renter-occupied housing.

During Program Year 2013, Lead Safe Spokane program accomplished the following:

- 88 housing units inspected for lead-based paint hazards
- 30 housing units received lead paint hazard repairs



- 7 construction workers, property maintenance staff, and landlords received lead-based paint certification training
- 12 community outreach and education events

Since its inception, Lead Safe Spokane has provided lead inspections in over 1,000 housing units and repaired lead based paint hazards in over 500 low-income owner and renter households with children under 6. In addition to CDBG grant funds, Lead Safe Spokane funds are provided as partially forgiven loan with no payments. Twenty-five percent of each loan is forgiven over 3 years with repayment of the unforgiven balance due if an owner sells, refinances, or leases an owner-occupied residence. Repayment can be made from sale proceeds or forgiven if sale proceeds are insufficient for full repayment. Repaid loans help sustain lead-safe renovation in the absence of Lead Safe Spokane grant funding per 24 CFR 85.25(h).

City housing programs will continue coordinating lead hazard control activities with the Washington State Lead Based Paint Program and their sub-grantee SNAP. This coordination makes lead-based paint testing and repair services available to low-income families regardless of their location in the City or County of Spokane.

Lead Safe Spokane provides many ongoing benefits. The Single Family Rehabilitation program utilizes contractor capacity, XRF Lead Inspection, and “Renovate Right” pre-construction notice to accomplish many additional lead-safe housing renovations. The City’s Multifamily Housing Program also utilizes XRF Lead Inspections, ongoing HQS Visual Assessments, and “Protect Your Family” renter-occupant notice. Other public and private pre-1978 housing rehabilitation projects also benefit from local Title X and RRP expertise and certified local contractor capacity. Together, these benefits increase fair housing choice by reducing potential barriers between property owners and families with small children who seek housing with the reasonable assurance of lead-paint safety.

*Shared Goals and Outcomes:*

The City of Spokane and US Department of Housing and Urban Development share common goals in enhancing housing opportunities for low and moderate income households.

HUD Goals	City Programs Outcomes
Meet the Need for Quality Affordable Rental Homes	Investing in affordable decent, safe, sanitary housing to expand supply and increase choices for low-income families.
Utilize Housing as a Platform for Improving Quality of Live	Providing energy efficient and cost saving improvements so families may enjoy increased economic security and improved health outcomes from a healthy living environment.
Sustainable Program Funding	Requiring ability-to-pay loans generates revenue to sustain programs.
Environmental Justice	Improving housing for low-income families increases quality of life opportunity to a standard available to all Spokane residents.
Expand Job Opportunities for Low-Income Residents	Promoting hiring of Section 3, Minority, and Women-Owned businesses as well as hiring YouthBuild participants in construction jobs.
Provide Green and Healthy Housing	Administering rehabilitation standards in City affordable housing programs that promote safe,

Improvements	warm, dry, efficient, and well-maintained housing.
--------------	--

- Ensure compliance with program and comprehensive planning requirements – During the 2013 program year, the City of Spokane created a new Department – the Office of Grants and Financial Assistance. This Department’s purpose is to establish, implement and maintain meaningful oversight and coordination of grant and financial assistance awards and in doing so, limiting the City’s exposure to grant related legal liability while improving efficiency and impact. This Department has development, and the City has adopted, grant policies and procedures for City of Spokane Departments.
- The City provided certificates of compliance with the adopted Consolidated Plan for entities making grant application under various HUD programs.
- Reduce the number of persons living below the poverty level - Various projects funded under CDBG, HOME & ESGP in the Program Year are aimed at improving living conditions for people with incomes below the poverty level.

**1.f. - *Leveraging Resources - Describe the progress in obtaining “other” public and private resources that address needs identified in the plan. The report should also discuss how Federal resources made available from HUD leveraged “other” public and private resources, including how any matching requirements were satisfied.***

HOME funds are often used with other funds, including CDBG funds, in projects throughout the City of Spokane. In some cases, such as rental housing, other sources are identified in the application and confirmed upon completion of the project. In some cases, such as homeowner rehabilitation, there are minimal other funds. Some uses, such as administration and planning, are not leveraged.

Four HOME-funded rental-housing activities were closed out on the IDIS reporting system this year. The total project costs were \$23.2 million, so the leverage of the \$1,262,000 in City HOME funds to other funds was 1:18.4. We typically see high leverage in large projects, which use multiple other sources, such as low-income housing tax credits, bonds, other federal programs (e.g., 202/811, Neighborhood Stabilization Program, lead programs), the Washington State housing trust fund, Washington State HOME funds, and donations. Many housing projects serve very low-income and extremely low-income households, so the operating income is often insufficient to service conventional debt, such as bank loans. Community Frameworks’ Pioneer Park Place and Spokane Housing Ventures’ Clare View Seniors projects obtained equity for their projects through the sale of low-income housing tax credits and they received HOME funding from the State of WA. IERR’s Sprague Union Terrace also received HOME funds from the State of WA, as well as Neighborhood Stabilization Program funds from the City, Spokane County, and the State of WA. Pioneer Park Place also used the HUD 811 program for housing for people with disabilities, which includes project-based rent subsidies. The rent subsidy is not part of the leverage calculation, but contributes to the successful long-term operation of the project. The fourth project completed this year was a single family residence which is owned and managed by the Vasilenkos. They sometimes use bank debt for smaller (1-4 unit) properties, but invested their own funds in this project. A number of other projects are underway and will be closed out on the reporting system in the next program year.

One of the largest sources of funding for affordable rental projects is low-income housing tax credits, which are administered by the WA State Housing Finance Commission in Washington. WSHFC requires tax credit applicants to have a local commitment of funds; the local HOME funds are the only source of funds the City controls that meet its requirements. The State Housing Trust Fund also looks at local contributions in assessing applications. While these are not officially called matching requirements, local projects would not be competitive without the HOME funds. Historically, Spokane projects also benefitted from funds allocated by the State legislature to the Housing Trust Fund. For the last two years, Spokane projects did not receive these funds which affected the pipeline and financing of projects.

The performance reporting requirements for CDBG includes reporting of other funding sources and leverage. The PR54 report for the 2013-14 program year shows total CDBG expenditures of \$4.5 million, with reported leverage of \$1.5 million, which yields a 0.34:1 ratio of other funds to CDBG funds. While the jurisdiction may enter leverage information, the leverage information received varies in quality and consistency. Some activity sponsors do not provide information and some activities, such as administrative costs or loans for the rehabilitation of privately-owned homes, provide little or no leverage. In the program year ending 6/30/14, \$1.4 million (31%) of the CDBG funds expended were used for housing activities, \$1.9 million (41%) was used for public facilities and improvements, \$885k (19%) was for general administration and planning, \$395k (8%) was used for public services and \$39k (1%) was used for economic development.

***1.g. - Citizen Comments - Provide a summary of citizen comments received in regard to the program (HCDA Section 1049e) and NAHA Section 107(c)).***

Please refer to page 2 - Public Participation Requirements.

***1.h. - Self-Evaluation*** - The City of Spokane declares that it has conducted its Community Development activities during Program Year 2013 in conformance with its overall goals and objectives. It welcomes any citizen comment relative to its performance in meeting this goal. The following table shows progress during the 2013 PY in meeting objectives established in the City's (HUD approved) Consolidated Community Development and Housing Plan.

In accordance with CPD Notice – 03-09, “Section VI. Action”, the City of Spokane developed a performance measurement system, and implemented the same. We have revised our project funding application, contracts, and reporting forms to capture the performance measurement data required in IDIS.

**Summary of Specific Housing/Community Development Objectives**

Specific Objectives	Sources of Funds	Performance Indicators	Expected Number		Actual % / Actual		HUD Outcome/ Objective*
Homeless Objectives							
Increase the supply of affordable rental housing units for homeless households.	HOME / CDBG	Housing Units	20	2010	0.0	0	DH-2  ( 40%/8 )
				2011	10	2	
				2012	0	0	
				2013	30	6	
				2014			
Provide support to homeless shelters.	CDBG / ESGP	People	2,500	2010	76.1	1904	SL-1  ( 350%/8763 )
				2011	117.6	2940	
				2012	53.4	1336	
				2013	103.3	2583	
				2014			
Rental Housing							
Increase the supply of affordable rental housing units for low- and extremely-low income households, including special needs housing, elderly, disabled, etc.	HOME / CDBG	Housing Units	500	2010	3.2	16	DH-2  ( 40%/200 )
				2011	17.2	86	
				2012	15.2	76	
				2013	4.4	22	
				2014			



Specific Objectives (continued)	Sources of Funds	Performance Indicators	Expected Number		Actual % / Actual		HUD Outcome/ Objective*
Provide Tenant Based Rental Assistance (TBRA) for affordable rental housing for very-low and extremely-low income households.	HOME	Housing Units	200	2010	48.0	96	DH-2  ( 95%/191 )
				2011	29.5	59	
				2012	8	16	
				2013	10	20	
				2014			
Owner Housing							
Increase opportunities for low-income homeowners to remain in their homes and increase systems efficiency through the Single Family Housing Rehabilitation Program	HOME / CDBG	Housing Units	300	2010	40.3	121	DH-3  ( 88%/263 )
				2011	13.3	40	
				2012	11.3	34	
				2013	22.6	68	
				2014			
Assist very low-income owner-occupied households to maintain affordable homeownership by providing for health, safety and emergency repairs.	HOME / CDBG	Housing Units	1,000	2010	29.6	296	DH-2  ( 76%/764 )
				2011	28.6	286	
				2012	11.6	116	
				2013	6.6	66	
				2014			
Increase opportunities for low- to moderate-income households to become homeowners through a Down Payment Assistance Program.	HOME / CDBG	Housing Units	30	2010	10.0	3	DH-1  ( 10%/3 )
				2011	0	0	
				2012	0	0	
				2013	0	0	
				2014			
Infrastructure							
Improve the City's infrastructure and/or physical environment to include street paving, sidewalks, and wheel chair ramps.	CDBG	People	55,000	2010	48.8	26818	SL-3  ( 232%/ 127,327 )
				2011	52.9	29109	
				2012	74.2	40782	
				2013	55.6	30618	
				2014			
Provide street paving assistance to low and very low-income owner-occupied households.	CDBG	Housing Units	30	2010	0.0	0	SL-1  ( 10%/3 )
				2011	3.0	1	
				2012	3.0	1	
				2013	3.0	1	
				2014			
Public Facilities							
Build, improve or expand public facilities for high priority need populations.	CDBG	Public Facilities	20	2010	50.0	10	SL-1  ( 165%/33 )
				2011	10.0	2	
				2012	45.0	9	
				2013	60.0	12	
				2014			
Public Services							
Provide funding to support existing homeless shelters.	CDBG / ESGP	People	2,500	2010	76.1	1904	SL-1  ( 350%/8763 )
				2011	117.6	2940	
				2012	53.4	1336	
				2013	103.3	2583	
				2014			
Provide funding to support food banks and other programs addressing emergency needs.	CDBG	People	125,000	2010	26.9	33564	SL-1
				2011	27.2	34045	
				2012	17.1	21379	

				2013	15.3	19092	( 86.5%/108,080 )
				2014			
Provide funds for other high-priority public service needs including Community Centers.	CDBG	People	125,000	2010	42.7	53406	SL-1  ( 129%/161,795 )
				2011	53.3	66629	
				2012	33.4	41760	
				2013	22.2	27848	
				2014			
Provide support for low-income neighborhoods including COPShops and cleanup activities.	CDBG	People	50,000	2010	296.4	148203	SL-1  ( 680%/340,115 )
				2011	204.6	102343	
				2012	153.1	76556	
				2013	26	13013	
				2014			
Economic Development							
Provide technical and financial assistance to micro-enterprises.	CDBG	Businesses	100	2010	343.0	343	EO-1  ( 1,127%/1,127 )
				2011	328.0	328	
				2012	208.0	208	
				2013	248.0	248	
				2014			
Other Objectives							
Participate in the planning and coordination of Annual Fair Housing Conferences and other Fair Housing Activities.	CDBG	Conferences	5	2010	20.0	1	n/a
				2011	20.0	1	
				2012	20.0	1	
				2013	20.0	1	
				2014			
Support the operation of non-profit organizations involved in the development of affordable housing for low, very low and extremely low-income households.	HOME / CDBG	Grants	5	2010	80.0	4	n/a
				2011	80.0	4	
				2012	0	0	
				2013	60.0	3	
				2014			
Plan and manage CDBG/HOME/ESGP projects and activities	HOME / CDBG / ESGP	Grants	15	2010	20.0	3	n/a
				2011	20.0	3	
				2012	20.0	3	
				2013	20.0	3	
				2014			

**\*Outcome/Objective Codes:**

	Availability/Accessibility	Affordability	Sustainability
<b>Decent Housing</b>	DH-1	DH-2	DH-3
<b>Suitable Living Environment</b>	SL-1	SL-2	SL-3
<b>Economic Opportunity</b>	EO-1	EO-2	EO-3

Narrative related to accomplishments compared to objectives:

With the exception of two objectives (increasing the supply of affordable housing for the homeless and providing opportunities for first time homebuyers through a down payment assistance program), the City of Spokane has exceeded or is on track to meet its objectives listed in the 2010 Consolidated Plan. Due to limited demand and other available state resources, the City of Spokane no longer provides funding for first time

homebuyers. However, the City did produce six (6) additional units of affordable housing for homeless households with the completion of Pioneer Park Place during the program year.

The CHHS Department has retained a consultant to assist staff in updating three primary planning documents (the Regional Homeless Prevention and Reduction Strategic Plan, the Analysis of Impediments to Fair Housing and the 2015-2020 Consolidated Plan) to reflect the goals and priorities of the CHHS Board. These efforts will include an analysis of past efforts and any strategies available to address the Homeless Objective – *Increase the supply of affordable rental housing units for homeless households*. The City is on track to complete these documents in the spring of 2015.



## CDBG NARRATIVES

- 2.a. - Assess the relationship of the use of CDBG funds to the priorities, needs, goals, and specific objectives identified in the Consolidated Plan, including an analysis of the extent to which CDBG funds were distributed among different categories of housing needs identified in the Consolidated Plan. Special attention should be given to the highest priority activities identified and evaluation of the extent to which CDBG funds were used for activities that benefited low and moderate-income persons. (HCDA Section 104(e) and 24 CFR 91.520(c)).**

High priority community development and housing needs which were identified in the Consolidated Plan and addressed by HOME funds are included in the Summary of Specific Housing/Community Development Objectives above. Detailed information, including which activities were used to address high priorities, is included in Attachment C.

The CDBG activities which address high priorities identified by the Community Development Board in Attachment A combine to equal 98.26% of non-housing CDBG expenditures during the fiscal year.

High priority housing needs were addressed by CDBG, HOME and ESGP funds. CDBG funds were used for rental, owner-occupied and homeless housing programs. The majority of those funds were used to address the cost burden/physical defects of owner-occupied housing for households between 0-65% of area median income.

HOME funds assisted small, large and elderly rental households through tenant-based rental assistance and a multi-family loan/grant program.

All activities and programs funded by CDBG funds benefit a majority of low and moderate-income persons. Households served under the Single Family Rehabilitation Program must meet the income criteria of 65% of the area median income as determined by HUD. Households benefiting from the Minor Home Repair, Emergency Housing Repair and Roofs Only Programs must meet the income criteria of 50% of the area median income. Paving assessment assistance is limited to households which are 80% of the area median income. Public service activities must show a direct benefit to households at least 51% low and moderate income. Parks and Public Facility Improvements are limited to those areas which qualify as 51% low and moderate income.

- 2.b. - Describe the nature of and reasons for any changes in program objectives and indications as to how the jurisdiction would change its programs as a result of its experiences. (24 CFR 91.520(c)).**

N/A - No program objectives were changed during the program year.

- 2.c. - Assess grantee efforts in carrying out the planned actions described in its action plan as part of the grantee's certifications that it is following a current HUD-approved Consolidated Plan. This should include a narrative analysis to show that the grantee: (1) pursued all resources that the grantee indicated it would pursue; (2) provided requested certifications of consistency for HUD programs, in a fair and impartial manner, for which the grantee indicated that it would support application by other entities; and (3) did not hinder Consolidated Plan implementation by action or willful inaction. To the extent that these points are covered in other parts of the performance report, appropriate cross-reference will suffice. (24 CFR 91.225(b)(3) and 24 CFR 570.903).**

The City of Spokane certified that it would follow its action plan in carrying out Program Year 2013 activities. Certain elements of that certification ensured that Spokane would:

1. Pursue All Resources It Said It Would - The 2013 Action Plan stated that matching funds would be found for the HOME and ESGP Programs. Matching funds were provided for those programs.
2. Provide Requesting Certifications of Consistency - All requests for Certifications of Consistency with the adopted 2009-2014 Consolidated Plan were given, in a fair and impartial manner. Four (4) such requests were made during the 2013 Program Year.
3. Not Hinder Consolidated Plan Implementation by Action or Willful Inaction - The City of Spokane did not hinder the implementation of the Consolidated Plan, nor did it receive any complaints making such a claim.

**2.d. - If grantee funds are not used exclusively for the three national objectives, or if the grantee did not comply with the overall benefit certification, then narrative explanation must be included to address these issues. The narrative should address how the use of funds did not address national objectives and how future activities might change as a result of the current experience.**

N/A - All funds were used in accordance with the three national objectives.

**2.e. If any activity specified for the program year involve acquisition, rehabilitation or demolition of occupied real property, a narrative must be submitted that identifies the activities and that describes (1) steps actually taken to minimize the amount of displacement resulting from the CDBG-assisted activities, (2) steps taken to identify households, businesses, farms or nonprofit organizations who occupy the site of a CDBG-assisted project subject to the requirements of the Uniform Relocation Act (URA) or Section 104(d) of the 1974 Community Development Act, as amended, and whether or not they were displaced, and what the nature of their needs and preferences, and (3) a description of the steps taken to ensure the timely issuance of information notices to displaced households, businesses, farms, or nonprofit organizations.**

CDBG funding was not involved in any acquisition, rehabilitation, or demolition of occupied rental, owner or commercial property, except that CDBG funds are used extensively to rehabilitate owner-occupied homes. However, this activity is the owner's voluntary act and is not subject to the federal URA Act.

City staff reviews all CDBG and HOME funding application for applicability of URA requirements to business or residential tenants. Staff also determines section 104(d) applicability and any needed replacement units for any proposed demolition. Should a project include acquisition, rehabilitation, or demolition of occupied real property, the City requires the applicant to provide occupant information including tenant rent, income, and any special needs. Staff seeks any indication that any current tenant would not qualify for occupancy following the HOME-assisted project with the objective of discouraging displacement. City staff issues URA notices to be delivered to affected residents at intervals required by the Act. Project sponsors must provide staff to work directly with tenants regarding notice, temporary moves, or displacement. The City encourages project sponsors to transfer tenants into vacant but newly renovated units in order to avoid any temporary relocation outside of the federally-assisted project. If a temporary move outside a HOME Project or displacement should occur, the City monitors distribution of URA information, tenant meetings, and answers questions on URA rights following any needed consultation with HUD's Region 10 Relocation Specialist. Department staff will review all relocation activities and any required payments to ensure full URA compliance at project completion.

**2.f. - If during the program year there were economic development activities undertaken where jobs were made available to low or moderate income persons but were not taken by them, then the grantee must provide (1) a narrative of actions taken by the grantees and the businesses to ensure first consideration was or will be given to low/mod persons, and (2) a listing by job title of all the permanent jobs created/retained and those that were made available to low/mod person. If any of the jobs claimed as being available to low/mod persons require special skill, work experience, or**

*education, include a description of the steps being taken or that will be taken to provide such skills, experience, or education.*

City staff assures microenterprise and low/mod-income ownership of each business receiving CDBG economic development assistance. Staff provided specific contract requirements to economic development subrecipients regarding microenterprise eligibility, business owner income, and job creation requirements. All subrecipient documentation is reviewed and approved by staff prior to CDBG funds disbursement and IDIS project completion. Any business not meeting presumed limited clientele benefit must complete a written job creation plan followed by new and permanent job creation for a low/mod-income persons per 570.208(a)(3).

*If the grantee undertook activities during the program year which serve a limited clientele not falling within one of the categories of presumed limited clientele low and moderate income benefit, then the grantee must provide a narrative description as to how the nature, location, or other information demonstrates the activities benefit a limited clientele at least 51% of whom are low and moderate income.*

The City of Spokane did expend funds for COPSshop improvements during the 2013 program year. These activities are qualified as meeting a LMA benefit due to the nature of the activity and the geographic boundaries involved. Service boundaries for neighborhood COPSshops are kept on file by the Community, Housing and Human Services Department and are verified to be 51% LMI on an annual basis.

*If activities were undertaken during the program year that generated program income to revolving funds; program income from float funded activities; income from the sale of real property; other loan repayments, prior period adjustments; loans outstanding or written off; parcels of CDBG-acquired property available for sale; or lump sum drawdown payments, then narrative information must be provided in accordance with provisions of CDBG Handbook No. 6510.2 REV-2 pages 3-8 and 3-9, and exhibit 3b.*

#### **CDBG Only - Footnotes to Financial Section of GPR**

a. Program Income:

1. Total Program Income to Revolving Loan Funds:
 

Single-unit Housing Rehab Revolving Loan Fund:	\$890,418.94
Multi-unit Housing Rehab Revolving Loan Fund:	\$0.00
2. Float - funded activities:
3. Other loan repayments by category: N/A
4. Income received from sale of property: \$179,978.33

b. Prior Period Adjustments: N/A

c. Loans and Other Receivables:

1. Float - funded activities outstanding at end of reporting period:
2. Total number of Loans outstanding and principal balance owed at end of reporting period:
  - a. Direct Single-unit Housing Rehab Revolving Loan Fund:
 

Number of Loans outstanding:	79
------------------------------	----



- |   |  |
|---|--|
| Principal Balance owed:   | \$1,506,843.23   |
| Direct Multi-unit Housing Rehab Revolving Loan Fund:  |  |
| Number of Loans outstanding:  | 22   |
| Principal Balance owed:   | \$200,228.79   |
| b. Deferred Single-unit Housing Rehab Revolving Loan Fund:  |  |
| Number of Loans outstanding:  | 415  |
| Principal Balance owed:   | \$5,042,485.37   |
| Terms of deferral:  | Deferred if Housing cost greater than 28% of household income, typically with income review every 5 years. |
| Deferred or Forgivable Multi-unit Housing Rehab Revolving Loan Fund:  |  |
| Number of Loans outstanding:  | 1  |
| Principal Balance owed:   | \$7,131.79   |
| Terms of deferral or forgiveness:   | Typically specific time after construction or after bank loan paid, with rent restrictions if forgivable.  |
| 3. Parcels Acquired or improved with CDBG funds that are available for sale   |  |
| as of end of reporting period:  | N/A  |
| 4. Number and principal amount of loans in default and for which the balance was forgiven or written off during the reporting period: |  |
| Number of Loans forgiven/written off:   | 15   |
| Amount of Loans forgiven/written off:   | \$386,939.85   |
| (count includes ineligible/withdrawn loans with minimal amounts)  |  |
| 5. Lump sum drawdown agreement:   |  |
|   | N/A  |

***For each type of rehabilitation program for which projects/units were reported as completed during the program year, provide a narrative description that identifies the type of program and the number of projects/units completed for each, the total CDBG funds involved in the program, and other public and private funds involved in the project.***

CDBG funding is used by the City of Spokane for 4 types of rehabilitation assistance to low-income homeowners who occupy the house. The assistance types, CDBG funding, and number of houses completed are listed below:

	<u>CDBG</u>	<u>Houses</u>
Single Family Rehabilitation	\$788,756	49
	(plus program management)	
Roofs Only Repair and Replacement Program	175,714	17
Emergency Home Repair	46,886	57
Minor Home Repair	22,673	66

The Single Family Rehabilitation Program provides loans for house repairs and upgrades to improve the livability of the dwelling unit. Typically, loans are for a maximum of \$35,000 at a 3% annual interest rate. Most homeowners qualify for a deferral of monthly payments. While some make monthly payments their total housing costs do not exceed 28% of gross household income.

The Roofs Only Repair and Replacement Program provides 3% annual interest rate loans to repair or replace roofs in order to stop further damage to the house. Recipients of this assistance are homeowners who occupy the house and whose income doesn't exceed 65% of AMI. Loan amounts typically do not exceed \$10,000.

The Emergency Home Repair Program provides a maximum grant of \$4,000 for emergency repairs that affect the health or safety of the occupant to houses that are owned and occupied by very low income households (50% AMI and below). Repairs are generally made to electrical, heating and plumbing systems or to provide modifications for accessibility and typically cost less than \$1,500. A limit of the maximum assistance amount is applied to each house.

The Minor Home Repair Program provides for immediate health and safety repairs for very low income owner-occupied houses. Repairs are limited to \$1,400 per house per year and typically cost about \$700.00.

***All grantees that have HUD-approved neighborhood revitalization strategies will report progress against benchmarks for the program year. For grantees with Federally-designated EZs or ECs that received HUD approval for a neighborhood revitalization strategy, reports that are required as part of the EZ/EC process shall suffice for purposes of reporting annual progress. (24CFR91.215(e)(2)).***

N/A - The City of Spokane does not have a HUD-approved neighborhood revitalization strategy or a federal Empowerment Zone/Enterprise Community designation.

## HOME NARRATIVES

### ***3.a. - An analysis of the extent to which HOME funds were distributed among different categories of housing needs identified in its approved Consolidated Plan.***

The Consolidated Plan identifies Priority Housing Needs for household types based upon the cost burden of the housing. The HOME program uses the Spokane area's median income (AMI) as the criteria for tenant eligibility and to establish affordable rents. The most recent HUD AMI for a Spokane family of 4 is \$63,400 (effective 12/18/13). Spokane's housing programs target households at or below 30% of AMI, 50% of AMI, or 80% of AMI. While this data is entered into HUD's IDIS disbursement and reporting system when projects are established or individual tenant-based assistance contracts are established, we are unaware of reports that will allow us to sort a single year's expenditures by income level within program types. Therefore, the information discussed below combines figures from IDIS and the City's monitoring and accounting systems. There is potential duplication with other portions of this report or other years' reporting.

Rental housing support is provided primarily through the Multifamily Housing Program (MHP) and Tenant Based Rental Assistance (TBRA). The MHP provides low-interest, potentially forgivable, loans to owners of properties in exchange for long-term restrictions on rent and tenant incomes. Under the City's program, rents on City HOME-assisted units are limited to 30% of 50% of AMI. An additional subsidy is available to owners who commit to rents which do not exceed 30% of 30% of AMI. The priorities are housing for large households, households with incomes at or below 30% of AMI, and projects located in areas targeted for higher-density housing and mixed use. The attached table shows the rental housing projects that were closed out, received funds, or were placed under contract in the program year ending June 2014.

Four rental housing projects were completed in the 2013-14 program year and another five activities are underway. (Since these five activities are not closed on the reporting system, the accomplishments are not included in this year's totals.) Community Frameworks converted a former nursing home into Pioneer Park Place with 29 one- and two-bedroom apartments. The project blends low-income housing tax credits, HUD 811 funds, and County 2060 funds and has some units designated for extremely low income households with members disabled due to chronic mental illness. The 811 funding includes project-based rent subsidies. Spokane Housing Ventures is the managing partner of the partnership that owns the Clare View Seniors Apartments, a new 61-unit complex for seniors. It was primarily financed with low-income housing tax credits and HOME funds from the City and State of Washington. Sprague Union Terrace was developed by Inland Empire Residential Resources on a historic retail/commercial corridor that once served as the main east/west route through Spokane. The site combined two parcels and was the first commercial construction in that neighborhood in years. It has contributed to renewed interest in the area. The four-story building includes ground floor commercial space and 37 residential units. The Vasilenkos completed a 5-bedroom single family home for households at or below 50% of AMI. It is difficult for large low-income families to find large homes to rent; rents at the 50% AMI level are less than 75% of FMR. Of the 138 units completed this year, 20 are restricted under the City's HOME program. Of these, 19 are for households with incomes at or below 30% AMI and 1 is for households with incomes at or below 50% AMI. Most of the units that are not restricted by the City have affordability restrictions placed by other funders.

Projects that are underway using HOME funds include three renovations of existing buildings and two new construction projects. Volunteers of America is renovating the historic Kuhn House to be used as a group home for pregnant and parenting teens. Two occupied senior housing projects with subsidized rents are being updated. These include the 175-unit Lilac Plaza, owned by Spokane Baptist Association Homes, and The Delaney, a 71-unit building in Downtown Spokane, owned by Catholic Housing Services of Eastern Washington. We expect that these three projects will be completed by late 2014 or early 2015. The new projects will break ground in the summer of 2013 and include the Garfield Apartments, a 10-unit apartment building with one-, two-, and three-bedroom



units being developed by Konstantin and Tatyana Vasilenko, and a 4-bedroom single family residence under development by C&H Duplexes.

Low-income renters are supported directly through tenant-based rental assistance (TBRA), which is administered under a contract with the Spokane Housing Authority. The TBRA contracts are for up to 24 months and limited to families whose incomes are at or below 60% of AMI. In PY 2013-14, \$32,885 was expended for HOME TBRA contracts. Twenty new households were served in the program year. These included 9 single person, nonelderly households and 10 single parent households with household sizes ranging from 1 to 7 persons and an average household size of 2.7 persons. Of the single parent households, 7 had 4 or 5 members. Unit sizes ranged from efficiencies to 4-bedrooms with an average size of 1.8 bedrooms. (Efficiencies were treated as one-bedroom units in calculating the average size.) All households that were assisted had incomes at or below 30% of AMI.

The City's single-family homeowner rehabilitation program is funded through CDBG and HOME. Both sources limit the income of qualifying households. In PY 2013-14, \$444,366 in HOME funds was used to rehabilitate owner-occupied units. Loans frequently bridge multiple years, so the demographics of the new participants is included here to avoid duplication with prior reporting. The 18 new households included 5 households between 0% and 30% of AMI, 7 households between 31% and 50% of AMI, 4 households between 51% and 60% of AMI, and 2 household between 61% and 80% of AMI. Household sizes ranged from 1 to 6 persons, with an average of 2.6 persons. The households types that benefitted included 2 elderly, 3 single (nonelderly), 3 single parent, 4 2-parent, and 6 other. Unit sizes ranged from 2 to 4 bedrooms with an average bedroom size of 2.8 bedrooms.

**3.b. - HOME Match Report** - Please refer to Attachment D.

**3.c. - Form HUD-40107 Part III: Contracts and Subcontracts with M/WBE.**

The City of Spokane completes the following reports for Section 3 and M/WBE contract activity. Both reports are prepared for the CAPER program year period 7/1/2013 thru 6/30/2014. Separate CDBG and HOME reports are prepared and submitted as follows:

- HUD-2516 M/WBE report – Attached to the CAPER and emailed to Jessica Rennord at HUD's Seattle field office.
- HUD-60002 Section 3 report – Attached to the CAPER, emailed to Jessica Rennord at HUD's Seattle field office, and submitted online via FHEO website. [Note that the paper HUD-60002 report was completed and submitted to HUD Seattle Field Office rather than the FHEO online report. Refer to both the January 9, 2014 and July 24, 2014 HUD letters stating the online Section 3 Summary Reporting System remains unavailable.]

All funded projects are required to document bid solicitations to M/WBE contractors. Contractors can either be Washington State certified or self-certified with the Community, Housing and Human Services Department. Department staff provides project developers and prime contractors with a list of Spokane area Minority and Women Business Enterprises and Section 3 Business Concerns. The Department maintains a list of Spokane businesses who have self-certified as Minority and/or Woman-owned and/or Section 3 Business Concern. Many Single Family Rehabilitation Program projects are awarded to M/WBE and/or Section 3 businesses. In addition to bid solicitation, large construction projects must identify construction contracts exceeding \$25,000 and identify the contractor's M/WBE and Section 3 status.

For program year 2013, 65% of reported CDBG construction contracts and 69% of reported HOME construction contracts were awarded to 10 M/WBE and/or Section 3 contractors. Staff notes high WBE contracting in this program year due to one substantial general construction contract awarded to a WBE general contractor (Clare View Senior). Total contracting by funding source is as follows:

	CDBG \$ & %	HOME \$ & %
Women Businesses (WBE)	\$181,591 11%	\$8,571,714 67%
Section 3 Business Concern	\$868,394 54%	\$277,660 2%

***3 d. Results of on-site inspections of HOME rental housing, assessment of affirmative marketing actions, and outreach to M/WBE businesses. (24 CFR 91.520(d)).***

Existing HOME projects must maintain units in compliance with HQS (24 CFR 92.251(c)). Periodic onsite inspections are performed on all projects throughout their period of affordability to ensure ongoing housing standards compliance. Inspection requirements (24 CFR 92.504(d)(1)) are included in the Multifamily Housing Program Monitoring Plan which governs inspection type, frequency, and representative sample of units.

The frequency of inspections is based on the number of units in the project. Smaller projects (fewer than four units) are inspected every three years, medium size projects (five to twenty-five units) are inspected every other year, and large projects (more than twenty-five units) are inspected annually. Due to varying project sizes, the number of units inspected each year also varies with each program year.

The City selects a representative sample of units for inspection. On-site inspection results are often shared between the City of Spokane, County of Spokane, Spokane Housing Authority, Housing Trust Fund, and Housing Finance Commission to reduce duplication in monitoring.

**New Project Inspections:**

Two HOME-assisted new construction projects were completed this program year. One project was a single family residence (Vasilenko Rancher) and the other was a large apartment complex (Clare View Senior). Both projects received staff construction period inspection and a Certificate of Occupancy by City Building Department verifying compliance with the City-adopted national building code and complying with 24 CFR 92.251(a)(1). HQS inspections was also performed at the 3 fixed City HOME units to document compliance with the lesser HUD HQS standard.

One HOME-assisted major renovation project (Pioneer Park Place) was completed this program year. A Community Development Department Multifamily Rehabilitation Standard checklist was completed for this renovation project. This Rehab Standard describes specifications for all HOME assisted acquisition and/or rehabilitation projects. The application included a Rehab Standard checklist to help owners identify deficiencies that must be corrected during renovation. Program staff checks Rehab Standard checklists at project closeout to verify that necessary repairs were completed. This project received staff construction period inspection and a Certificate of Occupancy by City Building Department verifying compliance with the City-adopted national building code and complying with 24 CFR 92.251(a)(1). HQS inspection was also performed at 8 City HOME units to document compliance with the lesser HUD HQS standard.

**Existing Projects Periodic Inspections:**

Onsite inspections are periodically performed on HOME assisted projects based upon staff risk assessment and number of units in the project:

- 1-4 units in a project are inspected every three years.
- 5-25 units in a project are inspected every two years.
- 25 or more units in a project are inspected annually.

A staff-selected representative sample of units is inspected. Inspections are shared between the City of Spokane, County of Spokane, Spokane Housing Authority, Housing Trust Fund, and Housing Finance Commission to reduce duplication in monitoring and repeated tenant intrusion. Note that the Housing Trust Fund and Housing Finance Commission inspections are more detailed and superior to HQS inspection. Staff follows up with project owners to confirm repair of any identified HQS.

**Affirmative Marketing:** Staff continues to annually notify each HOME borrower of affirmative marketing requirements and provide sample marketing methods for vacant units. Sample methods include contacts with low-income service organizations, access to HousingSearchNW.org website for online affordable rental advertising, and displaying the Equal Housing Opportunity logo in vacancy

advertisements. This information helps property owners and managers comply with fair housing and affirmative marketing requirements.

Staff also invited HOME borrowers to the Spokane Fair Housing conference. This training covers Fair Housing Act issues including equal housing opportunity, special marketing outreach, lead-safe housing choices, and limited English proficiency.

Staff affirmative marketing activities also include collecting affirmative marketing compliance data for all HOME program applications on HUD's form 935.2A. Staff reviews leases, house rules, advertisements, and tenant selection procedures of newly assisted projects for any needed affirmative marketing and Fair Housing Act technical assistance.

**M/WBE Business Outreach:** Each HOME or CDBG assisted housing construction project must document outreach to minority and women owned businesses (M/WBE) for contracting, employment, and training opportunities. Staff provides funded projects with a list of Spokane area businesses designated as M/WBE and/or Section 3 Business Concern. These contractors are either Washington State M/WBE certified or self-certified thru the Community, Housing and Human Services Department. The Department invites area contractors to self-certify M/WBE and/or Section 3 Business Concern status.

Staff recommends that each sponsor document at least 3 bid solicitations from M/WBE contractors, professionals, or materials suppliers related to project construction. The M/WBE solicitations, responses, and dollar amount of contracted M/WBE (and Section 3) awards are reported to staff on program forms and maintained in project files. Current program year M/WBE and Section 3 contracting activity separately identifying HOME and CDBG funded contracts is reported to HUD concurrent with our annual CAPER. M/WBE (and Section 3) contracts are reported on form HUD-2516 and Section 3 contracts are reported on form HUD-60002 (note that the FHEO online reporting system has been unavailable for many months). Electronic copies of both reports are also submitted via email to HUD's Seattle CPD office.



## ESGP NARRATIVES

- 5.a. All grantees receiving ESG funds must submit narrative information addressing the following: a) a description of the extent to which activities supported directly with ESG funds addressed homeless and homeless prevention goals, objectives, and priorities established in the Consolidated Plan, and if applicable, the Continuum of Care Plan. This description may be discussed in the Continuum of Care section of this report.**

ESG projects that were completed during the 2013 program year support the goals and objectives of our community 10-year plan, *The Road Home* and the Department of Housing and Urban Development's goals toward ending homelessness. Strategies funded through ESG include; emergency shelter to the chronic homeless population, youth, families and victims of domestic violence; outreach and engagement of the chronic homeless population and families with children; and rapid re-housing for all populations. Data collected through May 2013 shows the ESG program served a total of 2,092 homeless persons.

- 5.b. A description of the sources and amounts of funds used to meet the match requirements of the ESG program.**

For the 2013 program year, the ESG program leveraged a total of \$1,917,010 in matching private sector, local government, agency and other Federal Funds. The table below indicates the matching resources each ESG-funded programs for this program year.

Project	ESG Expenditures	Other Funding Amount	Funding Sources
Catholic Charities of Spokane	\$119,495	\$307,000	Local Government
		\$323,000	State Government
		\$126,512	Other Federal
		\$539,779	Private Sector
Transitions	\$18,278.91	\$53,000	State Government
		\$33,422	Other Federal
YWCA of Spokane	\$33,807.00	\$284,808	Private Sector
		\$50,557	Other Federal
		\$71,500	Local Government
		\$127,432	State
<b>Total</b>	<b>\$171,580.91</b>	<b>\$1,917,010</b>	

# ATTACHMENT A

Program Year 2013  
Summary of Accomplishments



**CDBG Community Development Block Grant Performance Profile**

PR54 - SPOKANE, WA

Program Year From 07-01-2013 To 06-30-2014

**Program Targeting**

1 -Percentage of Expenditures Assisting Low- and Moderate-Income Persons and Households Either Directly or On an Area Basis<sup>3</sup> 100.00%


2 -Percentage of Expenditures That Benefit Low/Mod Income Areas 44.20%

3 -Percentage of Expenditures That Aid in The Prevention or Elimination of Slum or Blight 0.00%

4 -Percentage of Expenditures Addressing Urgent Needs 0.00%

5 -Funds Expended in Neighborhood (Community For State) Revitalization Strategy Areas and by Community Development Financial Institution. \$0.00

6 -Percentage of Funds Expended in Neighborhood (Community For State) Revitalization Strategy Areas and by Community Development Financial Institution 0.00%







U.S. Department of Housing and Urban Development  
Office of Community Planning and Development  
Integrated Disbursement and Information System

DATE: 08-22-14  
TIME: 17:41  
PAGE: 3

**CDBG Community Development Block Grant Performance Profile**

PR54 - SPOKANE,WA

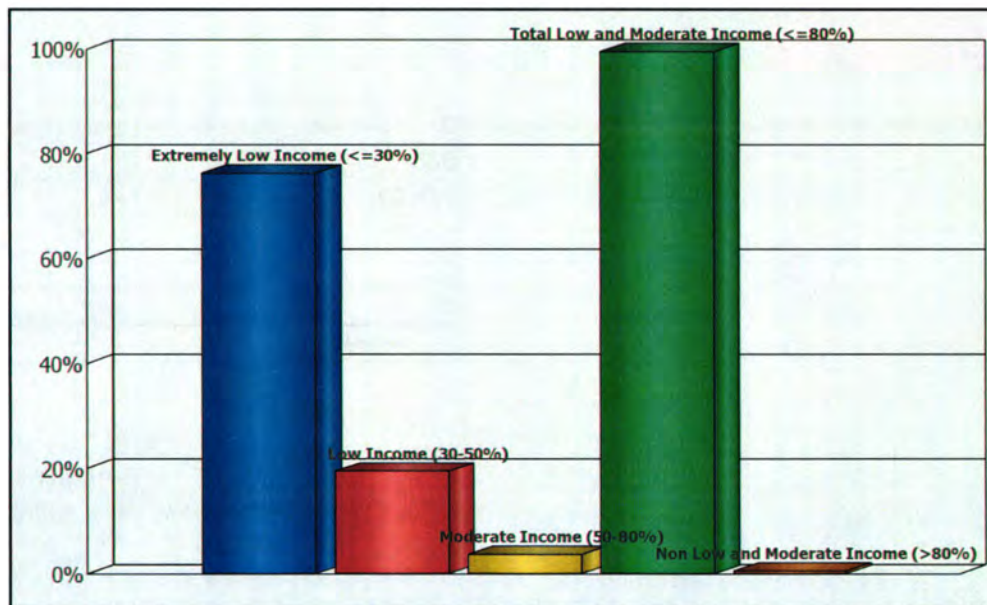
Program Year From 07-01-2013 To 06-30-2014

**CDBG Beneficiaries by Racial/Ethnic Category<sup>4</sup>**

Race	Total	Hispanic
Unspecified & DO NOT USE	0.00%	0.00%
White	75.31%	66.75%
Black/African American	6.06%	2.28%
Asian	1.31%	0.35%
American Indian/Alaskan Native	5.44%	4.64%
Native Hawaiian/Other Pacific Islander	1.48%	1.34%
American Indian/Alaskan Native & White	0.85%	1.30%
Asian & White	0.16%	0.24%
Black/African American & White	1.10%	0.39%
Amer. Indian/Alaskan Native & Black/African Amer.	0.38%	2.63%
Other multi-racial	7.92%	20.09%
Asian/Pacific Islander (valid until 03-31-04)	0.00%	0.00%
Hispanic (valid until 03-31-04)	0.00%	0.00%

**Income of CDBG Beneficiaries**

Income Level	Percentage
Extremely Low Income ( $\leq 30\%$ )	76.33%
Low Income (30-50%)	19.49%
Moderate Income (50-80%)	3.68%
Total Low and Moderate Income ( $\leq 80\%$ )	99.49%
Non Low and Moderate Income ( $> 80\%$ )	0.51%







U.S. Department of Housing and Urban Development  
Office of Community Planning and Development  
Integrated Disbursement and Information System

**CDBG Community Development Block Grant Performance Profile**

PR54 - SPOKANE,WA

Program Year From 07-01-2013 To 06-30-2014

DATE: 08-22-14  
TIME: 17:41  
PAGE: 4

**Program Year 2013 Accomplishments**

Accomplishment	Number
Actual Jobs Created or Retained	0
Households Receiving Housing Assistance	220
Persons Assisted Directly, Primarily By Public Services and Public Facilities	72,575
Persons for Whom Services and Facilities were Available	103,424 <sup>5</sup>
Units Rehabilitated-Single Units	220
Units Rehabilitated-Multi Unit Housing	0

**Funds Leveraged for Activities Completed**      **\$1,518,022.15**

**Notes**

1 Also, additional funds may have been available from prior years.

2 The return of grant funds is not reflected in these expenditures.

3 Derived by dividing annual expenditures for low-and moderate-income activities by the total expenditures for all activities (excluding planning and administration, except when State planning activities have a national objective) during the program year.

4 For entitlement communities, these data are only for those activities that directly benefit low- and moderate-income persons or households. They do not include data for activities that provide assistance to low- and moderate-income persons on an area basis, activities that aid in the prevention and elimination of slums and blight, and activities that address urgent needs. For states, these data are reported for all activities that benefit low- and moderate-income persons or households, aid in the prevention and elimination of slums and blight, and address urgent needs.

5 This number represents the total number of persons/households for whom services/facilities were available for [in many cases] multiple area benefit activities as reported by grantees. A service or facility meeting the national objective of benefiting low- and moderate-income persons on an area basis is available to all residents of the area served by the activity. If one or more activities had the same or overlapping service areas, the number of persons served by each activity was used to calculate the total number served; e.g., if two activities providing different services had the same service area, the number of persons in the service area would be counted twice; once for each activity.



U.S. Department of Housing and Urban Development  
Office of Community Planning and Development  
Integrated Disbursement and Information System  
**CDBG Community Development Block Grant Performance Profile**  
**Executive Summary**

DATE: 08-22-14  
TIME: 17:43  
PAGE: 1

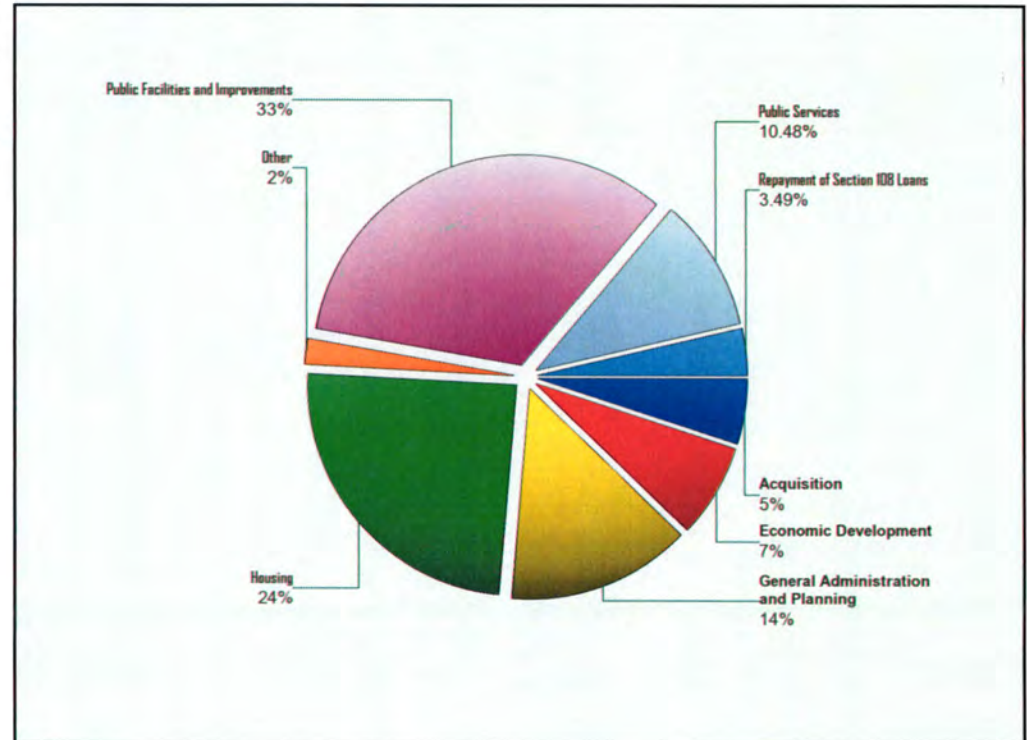
### Fiscal Year 2013 Funds

2013 CDBG Allocation \$2,979,921,614.03  
Program Income Received During Fiscal Year 2013 \$383,218,015.85

**Total Available<sup>1</sup> \$3,363,139,629.88**

### Expenditures<sup>2</sup>

Type of Activity	Expenditure	Percentage
Acquisition	\$184,556,617.04	4.98%
Economic Development	\$271,079,672.35	7.32%
Housing	\$906,078,659.84	24.46%
Public Facilities and Improvements	\$1,227,221,670.75	33.13%
Public Services	\$388,109,963.66	10.48%
General Administration and Planning	\$525,114,150.05	14.18%
Other	\$72,691,828.46	1.96%
Repayment of Section 108 Loans	\$129,438,616.76	3.49%
<b>Total</b>	<b>\$3,704,291,178.91</b>	<b>100.00%</b>



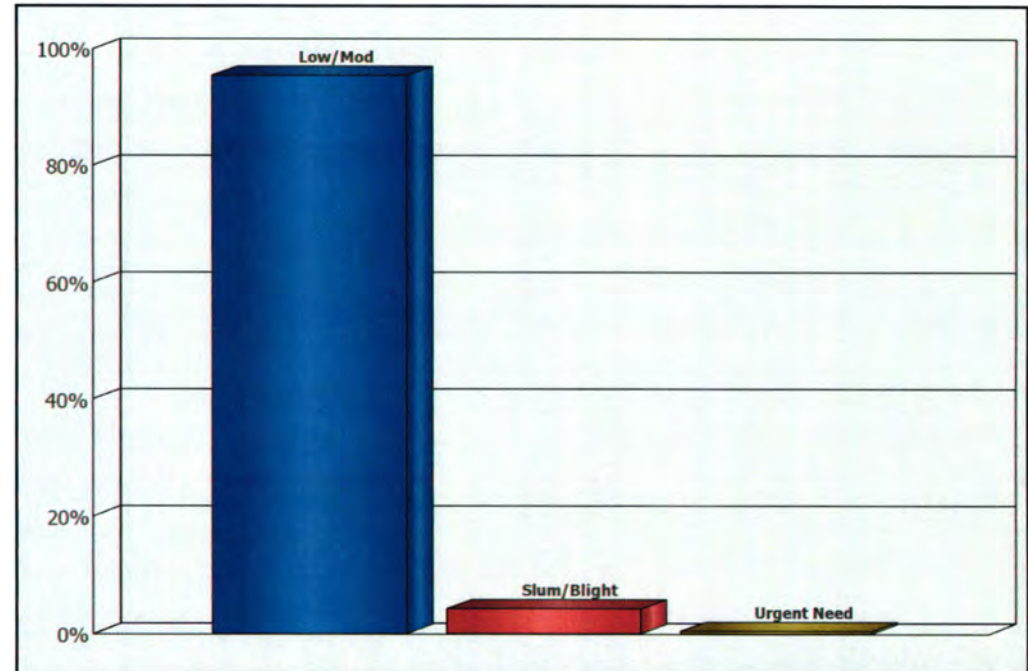




**CDBG Community Development Block Grant Performance Profile  
Executive Summary**

**Program Targeting**

1 -Percentage of Expenditures Assisting Low- and Moderate-Income Persons and Households Either Directly or On an Area Basis <sup>3</sup>	95.34%
2 -Percentage of Expenditures That Benefit Low/Mod Income Areas	42.69%
3 -Percentage of Expenditures That Aid in The Prevention or Elimination of Slum or Blight	4.26%
4 -Percentage of Expenditures Addressing Urgent Needs	0.39%
5 -Funds Expended in Neighborhood (Community For State) Revitalization Strategy Areas and by Community Development Financial Institution	\$48,402,819.47
6 -Percentage of Funds Expended in Neighborhood (Community For State) Revitalization Strategy Areas and by Community Development Financial Institution	1.59%





U.S. Department of Housing and Urban Development  
Office of Community Planning and Development  
Integrated Disbursement and Information System  
**CDBG Community Development Block Grant Performance Profile**  
**Executive Summary**

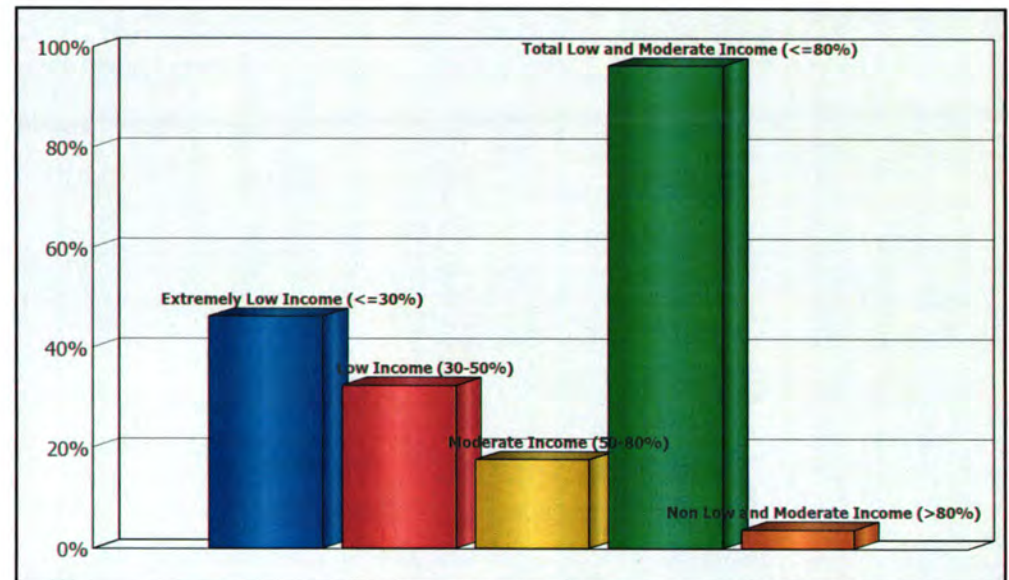
DATE: 08-22-14  
TIME: 17:43  
PAGE: 3

**CDBG Beneficiaries by Racial/Ethnic Category<sup>4</sup>**

Race	Total	Hispanic
Unspecified & DO NOT USE	0.04%	0.02%
White	57.78%	63.70%
Black/African American	20.25%	2.41%
Asian	3.31%	0.27%
American Indian/Alaskan Native	1.05%	0.61%
Native Hawaiian/Other Pacific Islander	0.43%	0.06%
American Indian/Alaskan Native & White	0.23%	0.25%
Asian & White	0.13%	0.04%
Black/African American & White	0.89%	1.65%
Amer. Indian/Alaskan Native & Black/African Amer.	0.12%	0.05%
Other multi-racial	15.78%	30.94%
Asian/Pacific Islander (valid until 03-31-04)	0.00%	0.00%
Hispanic (valid until 03-31-04)	0.00%	0.00%

**Income of CDBG Beneficiaries**

Income Level	Pct Income
Extremely Low Income (<=30%)	46.16%
Low Income (30-50%)	32.43%
Moderate Income (50-80%)	17.65%
Total Low and Moderate Income (<=80%)	96.25%
Non Low and Moderate Income (>80%)	3.75%







U.S. Department of Housing and Urban Development  
Office of Community Planning and Development  
Integrated Disbursement and Information System  
**CDBG Community Development Block Grant Performance Profile**  
**Executive Summary**

DATE: 08-22-14  
TIME: 17:43  
PAGE: 4

### Fiscal Year 2013 Accomplishments

Accomplishment	Number
Actual Jobs Created or Retained	29,588
Households Receiving Housing Assistance	246,316
Persons Assisted Directly, Primarily By Public Services and Public Facilities	21,903,103
Persons for Whom Services and Facilities were Available	368,236,637 <sup>5</sup>
Units Rehabilitated-Single Units	62,064
Units Rehabilitated-Multi Unit Housing	20,246

**Funds Leveraged for Activities Completed**      **\$2,761,755,723.34**

### Notes

1 Also, additional funds may have been available from prior years.

2 The return of grant funds is not reflected in these expenditures.

3 Derived by dividing annual expenditures for low-and moderate-income activities by the total expenditures for all activities (excluding planning and administration, except when State planning activities have a national objective) during the program year.

4 For entitlement communities, these data are only for those activities that directly benefit low- and moderate-income persons or households. They do not include data for activities that provide assistance to low- and moderate-income persons on an area basis, activities that aid in the prevention and elimination of slums and blight, and activities that address urgent needs. For states, these data are reported for all activities that benefit low- and moderate-income persons or households, aid in the prevention and elimination of slums and blight, and address urgent needs.

5 This number represents the total number of persons/households for whom services/facilities were available for [in many cases] multiple area benefit activities as reported by grantees. A service or facility meeting the national objective of benefiting low- and moderate-income persons on an area basis is available to all residents of the area served by the activity. If one or more activities had the same or overlapping service areas, the number of persons served by each activity was used to calculate the total number served; e.g., if two activities providing different services had the same service area, the number of persons in the service area would be counted twice; once for each activity.



U.S. Department of Housing and Urban Development  
Office of Community Planning and Development  
Integrated Disbursement and Information System  
SPOKANE, WA

DATE: 08-22-14  
TIME: 17:48  
PAGE: 1

PR 51- Selected CDBG Accomplishment Report  
Program Year Between 07-01-2013 and 06-30-2014

## HOUSING

Matrix Code	Eligible Activity	Number of Households Assisted
14A	Rehab; Single-Unit Residential	220
Total Number of Households Assisted:		220

## PUBLIC SERVICES

Matrix Code	Eligible Activity	Number of Persons Benefitting
05	Public Services (General)	49,934
05A	Senior Services	747
05D	Youth Services	796
05F	Substance Abuse Services	308
05H	Employment Training	25
05I	Crime Awareness	23,822
05W	Food Banks	20,317
Total Number of Persons Benefitting:		95,949

## PUBLIC IMPROVEMENTS

Matrix Code	Eligible Activity	Number of Persons Benefitting
03	Public Facilities and Improvement (General)	16
03D	Youth Centers	340
03E	Neighborhood Facilities	1,037
03F	Parks, Recreational Facilities	63,128
03K	Street Improvements	3,655
03N	Tree Planting	6,512
Total Number of Persons Benefitting:		74,688



U.S. Department of Housing and Urban Development  
Office of Community Planning and Development  
Integrated Disbursement and Information System  
SPOKANE, WA

PR 51- Selected CDBG Accomplishment Report  
Program Year Between 07-01-2013 and 06-30-2014

DATE: 08-22-14  
TIME: 17:48  
PAGE: 2



## JOBS

	Number of FTE Jobs
Number of CDBG-R FTE Jobs Created/Retained	22

## PUBLIC IMPROVEMENTS

Matrix Code	Eligible Activity	Number of Persons Benefitting
03	Public Facilities and Improvement (General)	10,014
03J	Water/Sewer Improvements	35,246
03K	Street Improvements	1,622
03L	Sidewalks	1,023
Total Number of Persons Benefitting:		47,905





U.S. Department of Housing and Urban Development  
Office of Community Planning and Development  
Integrated Disbursement and Information System  
CDBG Summary of Accomplishments  
Program Year: 2013

DATE: 08-25-14  
TIME: 11:05  
PAGE: 1

SPOKANE

Count of CDBG Activities with Disbursements by Activity Group & Matrix Code

Activity Group	Activity Category	Underway Count	Underway Activities Disbursed	Completed Count	Completed Activities Disbursed	Program Year Count	Total Activities Disbursed
Acquisition	Acquisition of Real Property (01)	1	\$0.00	0	\$0.00	1	\$0.00
	<b>Total Acquisition</b>	<b>1</b>	<b>\$0.00</b>	<b>0</b>	<b>\$0.00</b>	<b>1</b>	<b>\$0.00</b>
Economic Development	Micro-Enterprise Assistance (18C)	1	\$39,082.49	0	\$0.00	1	\$39,082.49
	<b>Total Economic Development</b>	<b>1</b>	<b>\$39,082.49</b>	<b>0</b>	<b>\$0.00</b>	<b>1</b>	<b>\$39,082.49</b>
Housing	Rehab; Single-Unit Residential (14A)	6	\$1,043,903.21	4	\$9,959.70	10	\$1,053,862.91
	Rehabilitation Administration (14H)	2	\$322,082.30	0	\$0.00	2	\$322,082.30
	Housing Services (14J)	1	\$65,853.28	0	\$0.00	1	\$65,853.28
	<b>Total Housing</b>	<b>9</b>	<b>\$1,431,838.79</b>	<b>4</b>	<b>\$9,959.70</b>	<b>13</b>	<b>\$1,441,798.49</b>
Public Facilities and Improvements	Public Facilities and Improvement (General) (03)	0	\$0.00	1	\$8,799.68	1	\$8,799.68
	Senior Centers (03A)	2	\$9,953.59	0	\$0.00	2	\$9,953.59
	Homeless Facilities (not operating costs) (03C)	0	\$0.00	1	\$0.00	1	\$0.00
	Youth Centers (03D)	1	\$0.00	2	\$48,164.18	3	\$48,164.18
	Neighborhood Facilities (03E)	7	\$61,340.12	3	\$18,486.26	10	\$79,826.38
	Parks, Recreational Facilities (03F)	5	\$77,960.37	12	\$51,513.42	17	\$129,473.79
	Street Improvements (03K)	3	\$188,756.83	5	\$839,439.00	8	\$1,028,195.83
	Sidewalks (03L)	2	\$577,118.06	0	\$0.00	2	\$577,118.06
	Child Care Centers (03M)	1	\$2,732.10	0	\$0.00	1	\$2,732.10
	Tree Planting (03N)	6	\$11,118.88	4	\$8,289.85	10	\$19,408.73
	<b>Total Public Facilities and Improvements</b>	<b>27</b>	<b>\$928,979.95</b>	<b>28</b>	<b>\$974,692.39</b>	<b>55</b>	<b>\$1,903,672.34</b>
Public Services	Public Services (General) (05)	12	\$289,280.91	8	\$31,459.58	20	\$320,740.49
	Senior Services (05A)	2	\$12,500.00	1	\$5,000.00	3	\$17,500.00
	Youth Services (05D)	2	\$10,000.00	3	\$510.41	5	\$10,510.41
	Substance Abuse Services (05F)	0	\$0.00	1	\$5,000.00	1	\$5,000.00
	Employment Training (05H)	1	\$11,200.47	0	\$0.00	1	\$11,200.47
	Crime Awareness (05I)	1	\$4,996.10	3	\$125.31	4	\$5,121.41
	Health Services (05M)	0	\$0.00	1	\$13,308.00	1	\$13,308.00
	Mental Health Services (05O)	0	\$0.00	1	\$0.00	1	\$0.00
	Food Banks (05W)	2	\$11,543.08	0	\$0.00	2	\$11,543.08
	<b>Total Public Services</b>	<b>20</b>	<b>\$339,520.56</b>	<b>18</b>	<b>\$55,403.30</b>	<b>38</b>	<b>\$394,923.86</b>



U.S. Department of Housing and Urban Development  
Office of Community Planning and Development  
Integrated Disbursement and Information System  
CDBG Summary of Accomplishments  
Program Year: 2013

DATE: 08-25-14  
TIME: 11:05  
PAGE: 2

SPOKANE							
Activity Group	Activity Category	Underway Count	Underway Activities Disbursed	Completed Count	Completed Activities Disbursed	Program Year Count	Total Activities Disbursed
General Administration and Planning	Planning (20)	0	\$0.00	1	\$0.00	1	\$0.00
	General Program Administration (21A)	1	\$505,291.67	2	\$379,257.12	3	\$884,548.79
	Public Information (21C)	1	\$59.45	5	\$24.30	6	\$83.75
	Fair Housing Activities (subject to 20% Admin Cap) (21D)	1	\$258.84	0	\$0.00	1	\$258.84
	<b>Total General Administration and Planning</b>	<b>3</b>	<b>\$505,609.96</b>	<b>8</b>	<b>\$379,281.42</b>	<b>11</b>	<b>\$884,891.38</b>
<b>Grand Total</b>		<b>61</b>	<b>\$3,245,031.75</b>	<b>58</b>	<b>\$1,419,336.81</b>	<b>119</b>	<b>\$4,664,368.56</b>



U.S. Department of Housing and Urban Development  
Office of Community Planning and Development  
Integrated Disbursement and Information System  
CDBG Summary of Accomplishments  
Program Year: 2013

DATE: 08-25-14  
TIME: 11:05  
PAGE: 3

SPOKANE

**CDBG Sum of Actual Accomplishments by Activity Group and Accomplishment Type**

Activity Group	Matrix Code	Accomplishment Type	Open Count	Completed Count	Program Year Totals
Economic Development	Micro-Enterprise Assistance (18C)	Business	398	0	398
	<b>Total Economic Development</b>		<b>398</b>	<b>0</b>	<b>398</b>
Housing	Rehab; Single-Unit Residential (14A)	Housing Units	242	223	465
	Rehabilitation Administration (14H)	Housing Units	0	0	0
	Housing Services (14J)	Housing Units	0	0	0
	<b>Total Housing</b>		<b>242</b>	<b>223</b>	<b>465</b>
Public Facilities and Improvements	Public Facilities and Improvement (General) (03)	Public Facilities	0	16	16
	Senior Centers (03A)	Public Facilities	0	0	0
	Homeless Facilities (not operating costs) (03C)	Public Facilities	0	0	0
	Youth Centers (03D)	Public Facilities	0	340	340
	Neighborhood Facilities (03E)	Public Facilities	33,925	1,037	34,962
	Parks, Recreational Facilities (03F)	Public Facilities	184,276	351,242	535,518
	Street Improvements (03K)	Persons	9,698	3,802	13,500
	Sidewalks (03L)	Persons	110,181	0	110,181
	Child Care Centers (03M)	Public Facilities	0	0	0
	Tree Planting (03N)	Public Facilities	24,756	32,878	57,634
	<b>Total Public Facilities and Improvements</b>		<b>362,836</b>	<b>389,315</b>	<b>752,151</b>
Public Services	Public Services (General) (05)	Persons	29,546	71,532	101,078
	Senior Services (05A)	Persons	722	25	747
	Youth Services (05D)	Persons	736	182	918
	Substance Abuse Services (05F)	Persons	0	308	308
	Employment Training (05H)	Persons	25	0	25
	Crime Awareness (05I)	Persons	13,013	105,370	118,383
	Health Services (05M)	Persons	0	33	33
	Food Banks (05W)	Persons	20,317	0	20,317
	<b>Total Public Services</b>		<b>64,359</b>	<b>177,450</b>	<b>241,809</b>
<b>Grand Total</b>			<b>427,835</b>	<b>566,988</b>	<b>994,823</b>





U.S. Department of Housing and Urban Development  
Office of Community Planning and Development  
Integrated Disbursement and Information System  
CDBG Summary of Accomplishments  
Program Year: 2013

DATE: 08-25-14  
TIME: 11:05  
PAGE: 4

SPOKANE

**CDBG Beneficiaries by Racial / Ethnic Category**

Housing-Non Housing	Race	Total Persons	Total Hispanic Persons	Total Households	Total Hispanic Households
Housing	White	0	0	415	6
	Black/African American	0	0	14	1
	Asian	0	0	9	0
	American Indian/Alaskan Native	0	0	8	0
	American Indian/Alaskan Native & White	0	0	4	0
	Black/African American & White	0	0	1	0
	Other multi-racial	0	0	14	9
	<b>Total Housing</b>	<b>0</b>	<b>0</b>	<b>465</b>	<b>16</b>
Non Housing	White	41,544	692	0	0
	Black/African American	3,786	10	0	0
	Asian	818	2	0	0
	American Indian/Alaskan Native	3,327	78	0	0
	Native Hawaiian/Other Pacific Islander	836	14	0	0
	American Indian/Alaskan Native & White	359	2	0	0
	Asian & White	111	0	0	0
	Black/African American & White	930	3	0	0
	Amer. Indian/Alaskan Native & Black/African Amer.	143	4	0	0
	Other multi-racial	5,662	1,029	0	0
	<b>Total Non Housing</b>	<b>57,516</b>	<b>1,834</b>	<b>0</b>	<b>0</b>
Grand Total	White	58,121	1,750	415	6
	Black/African American	4,642	58	14	1
	Asian	1,058	9	9	0
	American Indian/Alaskan Native	4,088	128	8	0
	Native Hawaiian/Other Pacific Islander	1,132	34	0	0
	American Indian/Alaskan Native & White	775	33	4	0
	Asian & White	187	6	0	0
	Black/African American & White	1,136	10	1	0
	Amer. Indian/Alaskan Native & Black/African Amer.	339	67	0	0
	Other multi-racial	6,355	1,080	14	9
	<b>Total Grand Total</b>	<b>77,833</b>	<b>3,175</b>	<b>465</b>	<b>16</b>





U.S. Department of Housing and Urban Development  
Office of Community Planning and Development  
Integrated Disbursement and Information System  
CDBG Summary of Accomplishments  
Program Year: 2013

DATE: 08-25-14  
TIME: 11:05  
PAGE: 5

SPOKANE

**CDBG Beneficiaries by Income Category**

	<b>Income Levels</b>	<b>Owner Occupied</b>	<b>Renter Occupied</b>	<b>Persons</b>
Housing	Extremely Low ( $\leq 30\%$ )	96	0	0
	Low ( $>30\%$ and $\leq 50\%$ )	83	0	0
	Mod ( $>50\%$ and $\leq 80\%$ )	40	0	0
	Total Low-Mod	219	0	0
	Non Low-Mod ( $>80\%$ )	0	0	0
	Total Beneficiaries	219	0	0
Non Housing	Extremely Low ( $\leq 30\%$ )	0	0	41,489
	Low ( $>30\%$ and $\leq 50\%$ )	0	0	8,946
	Mod ( $>50\%$ and $\leq 80\%$ )	0	0	1,451
	Total Low-Mod	0	0	51,886
	Non Low-Mod ( $>80\%$ )	0	0	372
	Total Beneficiaries	0	0	52,258



U.S. Department of Housing and Urban Development  
Office of Community Planning and Development  
Integrated Disbursement and Information System  
HOME Summary of Accomplishments  
Program Year: 2013

DATE: 08-25-14  
TIME: 11:06  
PAGE: 1

SPOKANE

Home Disbursements and Unit Completions

Activity Type	Disbursed Amount	Units Completed	Units Occupied
Rentals	\$710,781.97	20	12
TBRA Families	\$32,884.56	20	20
Existing Homeowners	\$462,875.41	18	18
Total, Rentals and TBRA	\$743,666.53	40	32
Total, Homebuyers and Homeowners	\$462,875.41	18	18
<b>Grand Total</b>	<b>\$1,206,541.94</b>	<b>58</b>	<b>50</b>

Home Unit Completions by Percent of Area Median Income

Activity Type						Units Completed	
	0% - 30%	31% - 50%	51% - 60%	61% - 80%	Total 0% - 60%	Total 0% - 80%	
Rentals	12	0	0	0	12	12	
TBRA Families	20	0	0	0	20	20	
Existing Homeowners	4	6	4	4	14	18	
Total, Rentals and TBRA	32	0	0	0	32	32	
Total, Homebuyers and Homeowners	4	6	4	4	14	18	
<b>Grand Total</b>	<b>36</b>	<b>6</b>	<b>4</b>	<b>4</b>	<b>46</b>	<b>50</b>	

Home Unit Reported As Vacant

Activity Type	Reported as Vacant
Rentals	8
TBRA Families	0
Existing Homeowners	0
Total, Rentals and TBRA	8
Total, Homebuyers and Homeowners	0
<b>Grand Total</b>	<b>8</b>



U.S. Department of Housing and Urban Development  
Office of Community Planning and Development  
Integrated Disbursement and Information System  
HOME Summary of Accomplishments  
Program Year: 2013

DATE: 08-25-14  
TIME: 11:06  
PAGE: 2

SPOKANE

Home Unit Completions by Racial / Ethnic Category

	Rentals		TBRA Families		Existing Homeowners	
	Units Completed	Units Completed - Hispanics	Units Completed	Units Completed - Hispanics	Units Completed	Units Completed - Hispanics
White	11	1	16	1	16	0
Black/African American	1	0	2	0	0	0
Asian	0	0	2	0	0	0
Other multi-racial	0	0	0	0	2	2
<b>Total</b>	<b>12</b>	<b>1</b>	<b>20</b>	<b>1</b>	<b>18</b>	<b>2</b>

	Total, Rentals and TBRA		Total, Homebuyers and Homeowners		Grand Total	
	Units Completed	Units Completed - Hispanics	Units Completed	Units Completed - Hispanics	Units Completed	Units Completed - Hispanics
White	27	2	16	0	<b>43</b>	<b>2</b>
Black/African American	3	0	0	0	<b>3</b>	<b>0</b>
Asian	2	0	0	0	<b>2</b>	<b>0</b>
Other multi-racial	0	0	2	2	<b>2</b>	<b>2</b>
<b>Total</b>	<b>32</b>	<b>2</b>	<b>18</b>	<b>2</b>	<b>50</b>	<b>4</b>

## ATTACHMENT B

2013 HOME Activities with Leverage



## HOME Activities with Leverage

Activity	Activity #	HOME \$ Amount	Other Funds	Comments/Leverage
Community Frameworks - Pioneer Park Place	3831	262,000	6,139,150	
Inland Empire Resid Res - Sprague Union Terrace	3650	500,000	6,023,725	
Spokane Housing Ventures - Clare View Seniors	3840	400,000	9,977,622	
Vasilenko - Cook Rancher	3883	100,000	1,058,198	
<b>Total</b>		<b>1,262,000</b>	<b>23,198,695</b>	<b>leverage 1: 18.4</b>

## ATTACHMENT C

2013 CD Board High Priority  
Housing Needs/HOME Funds

## Spokane High Priority Housing Needs - HOME funds

<b>Renter - Small households</b>		Activity	Activity #	\$ Amount	Comments
Income ≤ 30% AMI		CF Pioneer Park Place	3831	262,000	Complete
		SHV - Clare View Seniors	3830	400,000	Complete
		VOA - Alexandria/Kuhn House	3861		Underway
		SBAH - Lilac Plaza	3933		Underway
		CHSEW - Delaney	3884		Underway
Income ≤ 50% AMI		IERR - Sprague Union Terrace	3650	500,000	Complete
		<b>SUBTOTAL</b>		<b>1,162,000</b>	
<b>Renter - Large households</b>					
Income ≤ 30% AMI		Vasilenko - Garfield Apts	3958		Underway
Income ≤ 50% AMI		C&H Duplexes - Sharp Residen	3959		Underway
Income ≤ 50% AMI		Vasilenko - Cook Rancher	3883	100,000	Complete
		<b>SUBTOTAL</b>		<b>100,000</b>	
<b>Renter - Other</b>					
Income ≤ 50% AMI		Tenant Based Assistance	3825	32,885	
		CHDO Operating Assistance	3769, 3948	18,158	
		<b>SUBTOTAL</b>		<b>51,043</b>	
<b>Homeowner</b>					
Income ≤ 80% AMI		Single Family Homeowner Rehabilitation		444,366	
		<b>SUBTOTAL</b>		<b>444,366</b>	
		<b>TOTAL</b>		<b>1,757,409</b>	

## ATTACHMENT D

HOME Match Report  
(HUD Form 40107-A)



# HOME Match Report

U.S. Department of Housing and Urban Development  
Office of Community Planning and Development

OMB Approval No. 2506-0171  
(exp. 12/31/2012)

## Part I Participant Identification

Match Contributions for  
Federal Fiscal Year (yyyy) PY 7/13-6/14

1. Participant No. (assigned by HUD) MC 30201	2. Name of the Participating Jurisdiction City of Spokane, 7/1/13-6/30/14 WA	3. Name of Contact (person completing this report) Melora sharts
5. Street Address of the Participating Jurisdiction 808 W Spokane Falls Blvd., Rm 650		4. Contact's Phone Number (include area code) 509.625.6325
6. City Spokane	7. State WA	8. Zip Code 99201

## Part II Fiscal Year Summary

1. Excess match from prior Federal fiscal year	\$	11,588,671	
2. Match contributed during current Federal fiscal year (see Part III.9.)	\$	306,956	
3. Total match available for current Federal fiscal year (line 1 + line 2) tenant-based rental asst \$444,366 x .25 = 111,092			\$ 11,895,627
4. Match liability for current Federal fiscal year single family rehab 32,885 x .25 = 8,221 multifamily (attached) 315,500			\$ 434,813
5. Excess match carried over to next Federal fiscal year (line 3 minus line 4) \$434,813			\$ 11,460,814

## Part III Match Contribution for the Federal Fiscal Year

1. Project No. or Other ID	2. Date of Contribution (mm/dd/yyyy)	3. Cash (non-Federal sources)	4. Foregone Taxes, Fees, Charges	5. Appraised Land / Real Property	6. Required Infrastructure	7. Site Preparation, Construction Materials, Donated labor	8. Bond Financing	9. Total Match
Pioneer Park IDIS3831	1/1/14		68,794					68,794
Sprague IDIS 3650	1/1/14		129,459					129,459
bond carryforward								108,703
								306,956
25% of match liability can be met with match from bonds. This can come from the prior years' match carryover. With \$434,813 in match liability in PY 2013-14, \$108,703 (25%) can be met with bond match. Unused bond match from prior years is \$2,737,362. With \$108,703 used this year, remaining bond match carryover is \$2,628,659. This is in addition to the match shown in line 5 above.								

7/1/12 to 6/30/13 HOME Match Report

Date of contribution	Sponsor Project Name	Address Proj Number	Project Type	Required Match %	Total Project Cost \$	HOME funds \$	Match Liab Incurred \$	Match Generated \$	Source of Match	Non-HOME Non-Match \$	Source
01/01/14	Comm Frameworks Pioneer Park	424 W 7th IDIS 3831	rehab	25%	6,401,150	262,000	65,500	68,794	RE tax exemp	3,644,250 LIHTC 700,000 State HOME 1,794,900 HUD 811	
	SHV Clare View Seniors	3202 E 44th IDIS 3840	new	25%	10,377,622	400,000	100,000			7,785,472 LIHTC equity 1,500,000 State HOME 100,000 County 2060 592,150 Banner Bank (amt not final)	
	Vasilenko Cook Rancher	3403 S Cook IDIS 3883	new	25%	148,945	100,000	25,000			48,945 owner	
01/01/14	IERR Sprague Union Terra	1420-24 E Sprague IDIS 3650	new	25%	6,523,725	500,000	125,000	129,459	RE tax exemp	1,330,000 State NSPIII 655,000 County NSPI 401,000 City NSP 195,519 add'l NSP 65,000 owner 98,000 bank for TIs 3,279,206 State HOME	
<b>TOTALS</b>					<b>23,451,442</b>	<b>1,262,000</b>	<b>315,500</b>	<b>198,253</b>			

New non-bond match	198,253	
New bond match	0	
Allowable bond match	108,703	= 25% Match Report liability = .25 x
<b>Non bond match + allowable bond match</b>	<b>306,956</b>	
<b>Reduction of match from bond carryover account</b>	<b>(108,703)</b>	
Prior bond match carryover	2,737,362	
+ new bond match	0	
- bond match used now	108,703	
<b>Total bond match carryover</b>	<b>2,628,659</b>	

434,813

Match accrues starting 10/1/92.

FY92 match is reduced by 50% so rehab is 12.5% and new constr is 15%.

New construction change from 30% to 25% in 8/26/94 interim rule.

Only 50% of State bond funds count as match for 5 or more units. 25% of face value of loan on 1-4 units.

Up to 25% of match liability in a yr can be met through State bonds. Unused bond match can be carried over and used in future, up to 25% of total match.

Match waiver (dated 1/28/97) due to 1996 Ice Storm applied to program years ending 6/97 and 6/98.

In PY2003, the State used the Hope House bond match. The City used the other match.

In PY2005, the State used the Alexandria bond match.

In PY 2006, the State let the City use the match generated by its investment of funds (HTF from the legislature) as match.

In PY 2011-12, the State and County did not use the match generated by below market interest rate loans, FHLB grant, or real estate taxes foregone.

In PY 2012-13, State did not use the match generated by its HTF loans (aka recoverable grants) from (Legislature funds), or foregone interest.

Match for HOME Projects with Real Estate Tax Exemptions  
HOME projects completed 7/1/13-6/30/14  
CPD notice 97-03, V.B.

Owner	IDIS No.	Address/ Parcel No	Year	Assessor Valuation	2014 Levy rate	Tax liability (valuation x levy rate) & fees	Taxes billed	Exempt amt (liability less billed)	Total units	HOME units	HOME % of total	reduced share, if applicable	City affordability period in yrs	PV of taxes foregone
Community Frameworkl Pioneer Park Place	3831	424 W 7th 35194.5110	2014	\$1,212,700	0.0141991	\$17,219.25	\$5.00	\$17,214.25	29	8	27.6%	\$4,748.76	20	\$68,793.69
Inland Empire														
Sprague Union Terrace	3650	1420E Sprague, 101 35212.4801	2014	\$ 203,800	0.0141991	\$2,893.78	\$2,894.77	no exemption \$1.00 fee						
condo, first 2 parcels are commercial		1420E Sprague, 102 35212.4802	2014	\$ 126,850	0.0141991	\$1,801.16	\$1,806.15	no exemption \$5.00 fee						
upper 3 floors are housing		1420E Sprague, 201 35212.4803	2014	\$ 765,400	0.0141991	\$10,867.99	\$1.00	\$10,866.99 \$1.00 fee						
		1420E Sprague, 301 35212.4804	2014	\$ 761,900	0.0141991	\$10,818.29	\$1.00	\$10,817.29 \$1.00 fee						
		1420E Sprague, 401 35212.4805	2014	\$ 737,000	0.0141991	\$10,464.74	\$1.00	\$10,463.74 \$1.00 fee						
							TOTAL	\$32,148.02	37	8	21.6%	\$6,950.92	30	\$129,459.04
Spok Hsng Ventures	3830	3202 E 44th	2014	\$625,940	0.0144889	\$9,069.18	\$9,077.19	no exemption	61	3				
Clare View Seniors		34032.9161	2015	\$625,900	land only	\$8.00	fees							
NO ACTIVE EXEMPTIONS														
Vasilenko	3883	3403 S Cook	2014	\$40,880	0.0141991	\$580.46	\$585.46	no exemption	1	1				
Cook Rancher		35212.3305	2015	\$40,880		\$5.00	fees							
NO ACTIVE EXEMPTIONS														

WSJ key interest rate table as of 1/1/14 . (Table for week ending 1/3/14.)  
10 yr Tbill 3.01%  
20 yr Tbill 3.69%

Gross property taxes are based upon Spokane County Assessor's 2014 valuation (when available) times the 2014 levy rate.  
Property tax exemptions are stated on the Spokane County Assessor's website. Exempt amount in calculation is the gross tax less what is billed.

## ATTACHMENT E

Minority Business Enterprise (MBE) &  
Women Business Enterprise (WBE)  
Contract Activity &  
Section 3 Summary Report (HUD Form 2516)



# Contract and Subcontract Activity

U.S. Department of Housing and Urban Development

OMB Approval No.: 2535-0117 (exp. 1/31/2013)

Public Reporting Burden for this collection of information is estimated to average .50 hours per response, including the time for review, collection of information. This information is voluntary. HUD may not collect this information, and you are not required to complete this form, unless it displays a currently valid OMB Control Number.

Executive Order 12421 dated July 14, 1983, directs the Minority Business Development Plans shall be developed by each Federal Agency and that these annual plans shall establish minority business development objectives. The information is used by HUD to monitor and evaluate MBE activities against the total program activity and the designated minority business enterprise (MBE) goals. The Department requires the information to provide guidance and oversight for programs for the development of minority business enterprise concerning Minority Business Development. If the information is not collected HUD would not be able to establish meaningful MBE goals nor evaluate MBE performance against these goals. While no assurances of confidentiality is pledged to respondents, HUD generally discloses this data only in response to a Freedom of Information request.

**Privacy Act Notice** - The United States Department of Housing and Urban Development, Federal Housing Administration, is authorized to solicit the information requested in this form by virtue of Title 12, United States Code, Section 1701 et seq., and regulations promulgated thereunder at Title 12, Code of Federal Regulations. It will not be disclosed or released outside the United States Department of Housing and Urban Development without your consent, except as required or permitted by law.

<b>1. Grantee/Project Owner/Developer/Sponsor/Builder/Agency</b> City of Spokane, WA HOME Program Report Period 7/1/2013 - 6/30/2014	Check if: PHA <input type="checkbox"/> IHA <input type="checkbox"/>	<b>2. Location (City, State, ZIP Code)</b> 808 W Spokane Falls Blvd #650, Spokane, WA 99201		
<b>3a. Name of Contact Person</b> Paul Trautman, Housing Program Administrator	<b>3b. Phone Number (Including Area Code)</b> (509) 625-6325	<b>4. Reporting Period</b> <input type="checkbox"/> Oct. 1 - Sept. 30 (Annual-FY)	<b>5. Program Code (Not applicable for CPD programs.)</b> See explanation of codes at bottom of page. Use a separate sheet for each program code.	<b>6. Date Submitted to Field Office</b> 08/19/2014

Grant/Project Number or HUD Case Number or other identification of property, subdivision, dwelling unit, etc. 7a.	Amount of Contract or Subcontract 7b.	Type of Trade Code (See below) 7c.	Contractor or Subcontractor Business Racial/Ethnic Code (See below) 7d.	Woman Owned Business (Yes or No) 7e.	Prime Contractor Identification (ID) Number 7f.	Sec. 3 7g.	Subcontractor Identification (ID) Number 7h.	Sec. 3 7i.	Contractor/Subcontractor Name and Address 7j.				
									Name	Street	City	State	Zip Code
M-13-MC-53-0201 Vas. Rancher	97,600	1	1	Y	91-1746788	Y			Kosta Construction	19914 N Hazard Rd	Spokane	WA	99208
M-13-MC-53-0201 CVS	8,144,114	1	1	Y	88-0318866	N			Whitewater Creek	PO Box 1478	Hayden	ID	83835
M-13-MC-53-0201 CVS	330,000	1	1	Y			82-0459753	N	Fred's Plumbing	2955 W Dakota	Hayden	ID	83835
M-13-MC-53-0201 CVS	106,982	1	1	N			26-4603870	Y	Roofing Northwest	3744 N Guy Rd	Post Falls	ID	83854
M-13-MC-53-0201 SF Rehab	38,107	3	1	N	91-1573622	Y			Craig's Construction	14019 E Nixon	Spokane	WA	99216
E Nixon	34,908	3	1	N	91-1706098	Y			Ward Construction	PO Box 3591	Spokane	WA	99220

<b>7c: Type of Trade Codes:</b> <b>Housing/Public Housing:</b> 1 = New Construction 2 = Substantial Rehab. 3 = Repair 4 = Service 5 = Project Mangt. 6 = Professional 7 = Tenant Services 8 = Education/Training 9 = Arch./Engrg. Appraisal 0 = Other	<b>7d: Racial/Ethnic Codes:</b> 1 = White Americans 2 = Black Americans 3 = Native Americans 4 = Hispanic Americans 5 = Asian/Pacific Americans 6 = Hasidic Jews	<b>5: Program Codes</b> (Complete for Housing and Public and Indian Housing programs only): 1 = All insured, including Section 8 2 = Flexible Subsidy 3 = Section 8 Noninsured, Non-HFDA 4 = Insured (Management) 5 = Section 202 6 = HUD-Held (Management) 7 = Public/Indian Housing
--	--	--

Previous editions are obsolete.

form HUD-2516 (8/98)

# Contract and Subcontract Activity

U.S. Department of Housing and Urban Development

OMB Approval No.: 2535-0117 (exp. 1/31/2013)

Public Reporting Burden for this collection of information is estimated to average .50 hours per response, including the time for review of the collection of information. This information is voluntary. HUD may not collect this information, and you are not required to complete this form, unless it displays a currently valid OMB Control Number.

Executive Order 12421 dated July 14, 1983, directs the Minority Business Development Plans shall be developed by each Federal Agency and that these annual plans shall establish minority business development objectives. The information is used by HUD to monitor and evaluate MBE activities against the total program activity and the designated minority business enterprise (MBE) goals. The Department requires the information to provide guidance and oversight for programs for the development of minority business enterprise concerning Minority Business Development. If the information is not collected HUD would not be able to establish meaningful MBE goals nor evaluate MBE performance against these goals. While no assurances of confidentiality is pledged to respondents, HUD generally discloses this data only in response to a Freedom of Information request.

**Privacy Act Notice** - The United States Department of Housing and Urban Development, Federal Housing Administration, is authorized to solicit the information requested in this form by virtue of Title 12, United States Code, Section 1701 et seq., and regulations promulgated thereunder at Title 12, Code of Federal Regulations. It will not be disclosed or released outside the United States Department of Housing and Urban Development without your consent, except as required or permitted by law.

1. Grantee/Project Owner/Developer/Sponsor/Builder/Agency City of Spokane, WA CDBG Program Report Period 7/1/2013 - 6/30/2014		Check if: <input type="checkbox"/> PHA <input type="checkbox"/> IHA	2. Location (City, State, ZIP Code) 808 W Spokane Falls Blvd #650, Spokane, WA 99201	
3a. Name of Contact Person Paul Trautman, Housing Program Administrator		3b. Phone Number (Including Area Code) (509) 625-6325		4. Reporting Period <input type="checkbox"/> Oct. 1 - Sept. 30 (Annual-FY)
		5. Program Code (Not applicable for CPD programs.) See explanation of codes at bottom of page. Use a separate sheet for each program code.		6. Date Submitted to Field Office 08/19/2014

Grant/Project Number or HUD Case Number or other identification of property, subdivision, dwelling unit, etc. 7a.	Amount of Contract or Subcontract 7b.	Type of Trade Code (See below) 7c.	Contractor or Subcontractor Business Racial/Ethnic Code (See below) 7d.	Woman Owned Business (Yes or No) 7e.	Prime Contractor Identification (ID) Number 7f.	Sec. 3 7g.	Subcontractor Identification (ID) Number 7h.	Sec. 3 7i.	Contractor/Subcontractor Name and Address 7j.				
									Name	Street	City	State	Zip Code
B-13-MC-53-0006	344,194	3	1	N	91-1573622	Y			Craig's Construction	14019 E Nixon	Spokane	WA	99216
B-13-MC-53-0006	73,217	3	1	Y	SSN	Y			McLean Construction	11307 E 6th	Spokane	WA	99206
B-13-MC-53-0006	108,375	3	1	Y	SSN	Y			T&J Construction	4131 E Congress	Spokane	WA	99223
B-13-MC-53-0006	342,609	3	1	N	91-1706098	Y			Ward Construction	PO Box 3591	Spokane	WA	99220

<b>CPD:</b> 1 = New Construction 2 = Education/Training 3 = Other	<b>7c: Type of Trade Codes:</b> <b>Housing/Public Housing:</b> 1 = New Construction 2 = Substantial Rehab. 3 = Repair 4 = Service 5 = Project Mangt. 6 = Professional 7 = Tenant Services 8 = Education/Training 9 = Arch./Engrg. Appraisal 0 = Other	<b>7d: Racial/Ethnic Codes:</b> 1 = White Americans 2 = Black Americans 3 = Native Americans 4 = Hispanic Americans 5 = Asian/Pacific Americans 6 = Hasidic Jews
<b>5: Program Codes</b> (Complete for Housing and Public and Indian Housing programs only): 1 = All insured, including Section 8 2 = Flexible Subsidy 3 = Section 8 Noninsured, Non-HFDA 4 = Insured (Management) 5 = Section 202 6 = HUD-Held (Management) 7 = Public/Indian Housing		

Previous editions are obsolete.

form HUD-2516 (8/98)

## Economic Opportunities for Low – and Very Low-Income Persons

OMB Approval No: 2529-0043  
(exp. 11/30/2010)

HUD Field Office: **Seattle**

1. Recipient Name & Address: (street, city, state, zip)  City of Spokane, Spokane, WA	2. Federal Identification: (grant no.) B-13-MC-53-0006	3. Total Amount of Award: \$3,017,768
	4. Contact Person Paul Trautman, Housing Program Administrator	5. Phone: (Include area code) 509-625-6325
	6. Length of Grant: 12 months	7. Reporting Period: 7/1/2013 - 6/30/2014
8. Date Report Submitted: 8/19/2014	9. Program Code: (Use separate sheet for each program code) 7 - CDBG Entitlement	10. Program Name: CDBG

A Job Category	B Number of New Hires	C Number of New Hires that are Sec. 3 Residents	D % of Aggregate Number of Staff Hours of New Hires that are Sec. 3 Residents	E % of Total Staff Hours for Section 3 Employees and Trainees	F Number of Section 3 Trainees
Professionals	0	0	0	0	0
Technicians	0	0	0	0	0
Office/Clerical	0	0	0	0	0
Construction by Trade (List Trade)	0	0	0	0	0
Trade					
Trade					
Trade					
Trade					
Other (List)					
Total					

8 = CDBG State Administered  
9 = Other CD Programs  
10 = Other Housing Programs

---

**Part II: Contracts Awarded**

---

**1. Construction Contracts:**

Vasilenko Rancher, CF Pioneer Park Place &amp; Clare View Senior

A. Total dollar amount of all contracts awarded on the project	\$ 1,608,269.81
B. Total dollar amount of contracts awarded to Section 3 businesses	\$ 868,394.17
C. Percentage of the total dollar amount that was awarded to Section 3 businesses	%
D. Total number of Section 3 businesses receiving contracts	4

**2. Non-Construction Contracts:**

A. Total dollar amount all non-construction contracts awarded on the project/activity	\$ 355,159
B. Total dollar amount of non-construction contracts awarded to Section 3 businesses	\$ 0
C. Percentage of the total dollar amount that was awarded to Section 3 businesses	%
D. Total number of Section 3 businesses receiving non-construction contracts	0

**Part III: Summary**

Indicate the efforts made to direct the employment and other economic opportunities generated by HUD financial assistance for housing and community development programs, to the greatest extent feasible, toward low- and very low-income persons, particularly those who are recipients of government assistance for housing. (Check all that apply.)

- ☐ Attempted to recruit low-income residents through: local advertising media, signs prominently displayed at the project site, contracts with the community organizations and public or private agencies operating within the metropolitan area (or nonmetropolitan county) in which the Section 3 covered program or project is located, or similar methods.
- ☒ Participated in a HUD program or other program which promotes the training or employment of Section 3 residents.
- ☒ Participated in a HUD program or other program which promotes the award of contracts to business concerns which meet the definition of Section 3 business concerns.
- ☒ Coordinated with Youthbuild Programs administered in the metropolitan area in which the Section 3 covered project is located.
- ☐ Other; describe below.

---

Public reporting for this collection of information is estimated to average 2 hours per response, including the time for reviewing instructions, searching existing data sources, gathering and maintaining the data needed, and completing and reviewing the collection of information. This agency may not collect this information, and you are not required to complete this form, unless it displays a currently valid OMB number.

Section 3 of the Housing and Urban Development Act of 1968, as amended, 12 U.S.C. 1701u, mandates that the Department ensures that employment and other economic opportunities generated by its housing and community development assistance programs are directed toward low- and very-low income persons, particularly those who are recipients of government assistance housing. The regulations are found at 24 CFR Part 135. The information will be used by the Department to monitor program recipients' compliance with Section 3, to assess the results of the Department's efforts to meet the statutory objectives of Section 3, to prepare reports to Congress, and by recipients as self-monitoring tool. The data is entered into a database and will be analyzed and distributed. The collection of information involves recipients receiving Federal financial assistance for housing and community development programs covered by Section 3. The information will be collected annually to assist HUD in meeting its reporting requirements under Section 808(e)(6) of the Fair Housing Act and Section 916 of the HCDA of 1992. An assurance of confidentiality is not applicable to this form. The Privacy Act of 1974 and OMB Circular A-108 are not applicable. The reporting requirements do not contain sensitive questions. Data is cumulative; personal identifying information is not included.



## Economic Opportunities for Low – and Very Low-Income Persons

OMB Approval No: 2529-0043  
(exp. 11/30/2010)

Section back of page for Public Reporting Burden statement

**Part I: Employment and Training** (\*\* Columns B, C and F are mandatory fields. Include New Hires in E & F)

\* Program Codes  
1 = Flexible Subsidy  
2 = Section 202/811

4 = Homeless Assistance  
5 = HOME  
6 = HOME State Administered  
7 = CDBG Entitlement

8 = CDBG State Administered  
9 = Other CD Programs  
10 = Other Housing Programs

---

**Part II: Contracts Awarded**

---

**1. Construction Contracts:**

Vasilenko Rancher, CF Pioneer Park Place &amp; Clare View Senior

A. Total dollar amount of all contracts awarded on the project	\$ 12,882,881
B. Total dollar amount of contracts awarded to Section 3 businesses	\$ 277,660
C. Percentage of the total dollar amount that was awarded to Section 3 businesses	%
D. Total number of Section 3 businesses receiving contracts	4

**2. Non-Construction Contracts:**

A. Total dollar amount all non-construction contracts awarded on the project/activity	\$ 0
B. Total dollar amount of non-construction contracts awarded to Section 3 businesses	\$ 0
C. Percentage of the total dollar amount that was awarded to Section 3 businesses	%
D. Total number of Section 3 businesses receiving non-construction contracts	0

**Part III: Summary**

Indicate the efforts made to direct the employment and other economic opportunities generated by HUD financial assistance for housing and community development programs, to the greatest extent feasible, toward low- and very low-income persons, particularly those who are recipients of government assistance for housing. (Check all that apply.)

- \_\_\_\_\_ Attempted to recruit low-income residents through: local advertising media, signs prominently displayed at the project site, contracts with the community organizations and public or private agencies operating within the metropolitan area (or nonmetropolitan county) in which the Section 3 covered program or project is located, or similar methods.
- ☒ Participated in a HUD program or other program which promotes the training or employment of Section 3 residents.
- ☒ Participated in a HUD program or other program which promotes the award of contracts to business concerns which meet the definition of Section 3 business concerns.
- ☒ Coordinated with Youthbuild Programs administered in the metropolitan area in which the Section 3 covered project is located.
- \_\_\_\_\_ Other; describe below.

---

Public reporting for this collection of information is estimated to average 2 hours per response, including the time for reviewing instructions, searching existing data sources, gathering and maintaining the data needed, and completing and reviewing the collection of information. This agency may not collect this information, and you are not required to complete this form, unless it displays a currently valid OMB number.

Section 3 of the Housing and Urban Development Act of 1968, as amended, 12 U.S.C. 1701u, mandates that the Department ensures that employment and other economic opportunities generated by its housing and community development assistance programs are directed toward low- and very-low income persons, particularly those who are recipients of government assistance housing. The regulations are found at 24 CFR Part 135. The information will be used by the Department to monitor program recipients' compliance with Section 3, to assess the results of the Department's efforts to meet the statutory objectives of Section 3, to prepare reports to Congress, and by recipients as self-monitoring tool. The data is entered into a database and will be analyzed and distributed. The collection of information involves recipients receiving Federal financial assistance for housing and community development programs covered by Section 3. The information will be collected annually to assist HUD in meeting its reporting requirements under Section 808(e)(6) of the Fair Housing Act and Section 916 of the HCDA of 1992. An assurance of confidentiality is not applicable to this form. The Privacy Act of 1974 and OMB Circular A-108 are not applicable. The reporting requirements do not contain sensitive questions. Data is cumulative; personal identifying information is not included.

---

## ATTACHMENT F

CDBG Financial Report & CDBG  
Financial Summary  
(HUD Form C04PR26)



Office of Community Planning and Development  
U.S. Department of Housing and Urban Development  
Integrated Disbursement and Information System  
PR26 - CDBG Financial Summary Report  
Program Year 2013  
SPOKANE, WA

DATE: 08-21-14  
TIME: 13:32  
PAGE: 1

**PART I: SUMMARY OF CDBG RESOURCES**

01 UNEXPENDED CDBG FUNDS AT END OF PREVIOUS PROGRAM YEAR	4,315,651.65
02 ENTITLEMENT GRANT	3,069,679.00
03 SURPLUS URBAN RENEWAL	0.00
04 SECTION 108 GUARANTEED LOAN FUNDS	0.00
05 CURRENT YEAR PROGRAM INCOME	1,400,661.40
05a CURRENT YEAR SECTION 108 PROGRAM INCOME (FOR SI TYPE)	0.00
06 RETURNS	0.00
07 ADJUSTMENT TO COMPUTE TOTAL AVAILABLE	(321,640.72)
08 TOTAL AVAILABLE (SUM, LINES 01-07)	8,464,351.33

**PART II: SUMMARY OF CDBG EXPENDITURES**

09 DISBURSEMENTS OTHER THAN SECTION 108 REPAYMENTS AND PLANNING/ADMINISTRATION	3,779,477.18
10 ADJUSTMENT TO COMPUTE TOTAL AMOUNT SUBJECT TO LOW/MOD BENEFIT	0.00
11 AMOUNT SUBJECT TO LOW/MOD BENEFIT (LINE 09 + LINE 10)	3,779,477.18
12 DISBURSED IN IDIS FOR PLANNING/ADMINISTRATION	884,891.38
13 DISBURSED IN IDIS FOR SECTION 108 REPAYMENTS	0.00
14 ADJUSTMENT TO COMPUTE TOTAL EXPENDITURES	0.00
15 TOTAL EXPENDITURES (SUM, LINES 11-14)	4,664,368.56
16 UNEXPENDED BALANCE (LINE 08 - LINE 15)	3,799,982.77

**PART III: LOWMOD BENEFIT THIS REPORTING PERIOD**

17 EXPENDED FOR LOW/MOD HOUSING IN SPECIAL AREAS	0.00
18 EXPENDED FOR LOW/MOD MULTI-UNIT HOUSING	0.00
19 DISBURSED FOR OTHER LOW/MOD ACTIVITIES	3,713,623.90
20 ADJUSTMENT TO COMPUTE TOTAL LOW/MOD CREDIT	0.00
21 TOTAL LOW/MOD CREDIT (SUM, LINES 17-20)	3,713,623.90
22 PERCENT LOW/MOD CREDIT (LINE 21/LINE 11)	98.26%

**LOW/MOD BENEFIT FOR MULTI-YEAR CERTIFICATIONS**

23 PROGRAM YEARS(PY) COVERED IN CERTIFICATION	PY: PY: PY:
24 CUMULATIVE NET EXPENDITURES SUBJECT TO LOW/MOD BENEFIT CALCULATION	0.00
25 CUMULATIVE EXPENDITURES BENEFITING LOW/MOD PERSONS	0.00
26 PERCENT BENEFIT TO LOW/MOD PERSONS (LINE 25/LINE 24)	0.00%

**PART IV: PUBLIC SERVICE (PS) CAP CALCULATIONS**

27 DISBURSED IN IDIS FOR PUBLIC SERVICES	394,923.86
28 PS UNLIQUIDATED OBLIGATIONS AT END OF CURRENT PROGRAM YEAR	0.00
29 PS UNLIQUIDATED OBLIGATIONS AT END OF PREVIOUS PROGRAM YEAR	0.00
30 ADJUSTMENT TO COMPUTE TOTAL PS OBLIGATIONS	0.00
31 TOTAL PS OBLIGATIONS (LINE 27 + LINE 28 - LINE 29 + LINE 30)	394,923.86
32 ENTITLEMENT GRANT	3,069,679.00
33 PRIOR YEAR PROGRAM INCOME	1,675,389.30
34 ADJUSTMENT TO COMPUTE TOTAL SUBJECT TO PS CAP	0.00
35 TOTAL SUBJECT TO PS CAP (SUM, LINES 32-34)	4,745,068.30
36 PERCENT FUNDS OBLIGATED FOR PS ACTIVITIES (LINE 31/LINE 35)	8.32%

**PART V: PLANNING AND ADMINISTRATION (PA) CAP**

37 DISBURSED IN IDIS FOR PLANNING/ADMINISTRATION	884,891.38
38 PA UNLIQUIDATED OBLIGATIONS AT END OF CURRENT PROGRAM YEAR	0.00
39 PA UNLIQUIDATED OBLIGATIONS AT END OF PREVIOUS PROGRAM YEAR	0.00
40 ADJUSTMENT TO COMPUTE TOTAL PA OBLIGATIONS	0.00
41 TOTAL PA OBLIGATIONS (LINE 37 + LINE 38 - LINE 39 + LINE 40)	884,891.38
42 ENTITLEMENT GRANT	3,069,679.00
43 CURRENT YEAR PROGRAM INCOME	1,400,661.40
44 ADJUSTMENT TO COMPUTE TOTAL SUBJECT TO PA CAP	0.00
45 TOTAL SUBJECT TO PA CAP (SUM, LINES 42-44)	4,470,340.40
46 PERCENT FUNDS OBLIGATED FOR PA ACTIVITIES (LINE 41/LINE 45)	19.79%





Office of Community Planning and Development  
U.S. Department of Housing and Urban Development  
Integrated Disbursement and Information System  
PR26 - CDBG Financial Summary Report  
Program Year 2013  
SPOKANE, WA

DATE: 08-21-14  
TIME: 13:32  
PAGE: 2

**LINE 17 DETAIL: ACTIVITIES TO CONSIDER IN DETERMINING THE AMOUNT TO ENTER ON LINE 17**

Report returned no data.

**LINE 18 DETAIL: ACTIVITIES TO CONSIDER IN DETERMINING THE AMOUNT TO ENTER ON LINE 18**

Plan Year	IDIS Project	IDIS Activity	Activity Name	Matrix Code	National Objective	Drawn Amount
2011	31	3692	Housing Services Administration	14J	LMH	\$65,853.28
<b>Total</b>						<b>\$65,853.28</b>

**LINE 19 DETAIL: ACTIVITIES INCLUDED IN THE COMPUTATION OF LINE 19**

Plan Year	IDIS Project	IDIS Activity	Voucher Number	Activity Name	Matrix Code	National Objective	Drawn Amount
2006	44	2926	5587763	LO NORTH FOOTHILLS MINI-PARK DEVELOPMENT	03F	LMA	\$3,436.93
2006	44	2926	5639307	LO NORTH FOOTHILLS MINI-PARK DEVELOPMENT	03F	LMA	\$638.61
2006	135	2881	5587763	EG EMERSON PARK IMPROVEMENTS	03F	LMA	\$11,954.97
2006	135	2881	5601168	EG EMERSON PARK IMPROVEMENTS	03F	LMA	\$3,565.50
2007	13	3209	5596373	CITY-WIDE STREET PAVING	03K	LMA	\$98,685.34
2007	14	3411	5585179	Coeur D'Alene Park Improvements	03F	LMA	\$20,000.00
2007	30	3279	5613251	HARMON PARK IMPROVEMENTS	03F	LMA	\$2,305.40
2007	30	3279	5629707	HARMON PARK IMPROVEMENTS	03F	LMA	\$3,792.31
2008	12	3882	5596373	City-Wide Street Paving	03K	LMA	\$223,419.00
2008	14	3305	5583696	COMMUNITY CENTER CIP - NECC	03E	LMC	\$15,500.00
2008	14	3810	5645002	ECCC CIP	03E	LMC	\$4,668.67
2008	14	3810	5684292	ECCC CIP	03E	LMC	\$10,778.34
2008	95	3231	5613251	STREET TREE REPLACEMENT - BA	03N	LMA	\$300.00
2008	95	3231	5624991	STREET TREE REPLACEMENT - BA	03N	LMA	\$5,027.54
2008	99	3917	5629707	Streetscape Improvements	03K	LMA	\$14,116.73
2008	108	3598	5645002	WCCC Electrical Upgrades	03E	LMC	\$999.28
2008	108	3598	5664844	WCCC Electrical Upgrades	03E	LMC	\$7,839.70
2009	11	3885	5596373	City-Wide Street Paving	03K	LMA	\$46,001.15
2009	11	3885	5664870	City-Wide Street Paving	03K	LMA	\$79,044.85
2009	41	3925	5639307	Mid-City Concerns Senior Center Building Improvements	03A	LMC	\$800.00
2009	41	3925	5679678	Mid-City Concerns Senior Center Building Improvements	03A	LMC	\$1,951.17
2009	95	3928	5639307	Street Tree Replacement - North Hill	03N	LMA	\$2,041.35
2009	96	3929	5639307	Street Tree Replacement - West Central	03N	LMA	\$150.00
2009	100	3879	5596373	Miryam's House Building Improvements	03	LMC	\$1,250.06
2009	100	3879	5624991	Miryam's House Building Improvements	03	LMC	\$6,919.16
2009	100	3879	5679678	Miryam's House Building Improvements	03	LMC	\$630.46
2010	11	3944	5664870	City-Wide Street Paving (2010)	03K	LMA	\$220,974.00
2010	32	3720	5691990	Kehoe Park Improvements	03F	LMA	\$385.90
2010	49	3869	5583696	Parks/Urban Forest Capital Match	03F	LMA	\$58.37
2010	49	3869	5585179	Parks/Urban Forest Capital Match	03F	LMA	\$20,000.00
2010	49	3869	5586421	Parks/Urban Forest Capital Match	03F	LMA	\$36.00
2010	49	3869	5587763	Parks/Urban Forest Capital Match	03F	LMA	\$4,900.93
2010	49	3869	5596373	Parks/Urban Forest Capital Match	03F	LMA	\$35.58
2010	49	3869	5601168	Parks/Urban Forest Capital Match	03F	LMA	\$3,500.00
2010	49	3869	5613251	Parks/Urban Forest Capital Match	03F	LMA	\$331.50
2010	49	3869	5624991	Parks/Urban Forest Capital Match	03F	LMA	\$4,902.08
2010	49	3869	5629707	Parks/Urban Forest Capital Match	03F	LMA	\$18,952.39
2010	49	3869	5639307	Parks/Urban Forest Capital Match	03F	LMA	\$1,421.42
2010	80	3648	5689386	Street Tree Replacement - EG	03N	LMA	\$1,575.00
2011	12	3945	5664870	City-Wide Street Paving (2011)	03K	LMA	\$145,000.00
2011	25	3687	5624991	East Sprague Infrastructure Improvements	03K	LMA	\$71,084.16
2011	25	3687	5660034	East Sprague Infrastructure Improvements	03K	LMA	\$4,870.60
2011	28	3919	5629707	Harmon Park Improvements	03F	LMA	\$17,904.76
2011	31	3771	5583696	AD SF Rehab Administration	14H	LMH	\$8,279.41





Office of Community Planning and Development  
U.S. Department of Housing and Urban Development  
Integrated Disbursement and Information System  
PR26 - CDBG Financial Summary Report  
Program Year 2013  
SPOKANE, WA

DATE: 08-21-14  
TIME: 13:32  
PAGE: 3

Plan Year	IDIS Project	IDIS Activity	Voucher Number	Activity Name	Matrix Code	National Objective	Drawn Amount
2011	31	3771	5619085	AD SF Rehab Administration	14H	LMH	\$125.45
2011	31	3771	5629704	AD SF Rehab Administration	14H	LMH	\$49.82
2011	31	3771	5630698	AD SF Rehab Administration	14H	LMH	\$339.71
2011	31	3771	5640748	AD SF Rehab Administration	14H	LMH	\$240.25
2011	31	3771	5644881	AD SF Rehab Administration	14H	LMH	\$176.50
2011	31	3771	5651525	AD SF Rehab Administration	14H	LMH	\$1,703.05
2011	31	3771	5654703	AD SF Rehab Administration	14H	LMH	\$420.93
2011	31	3771	5660042	AD SF Rehab Administration	14H	LMH	\$2,206.05
2011	31	3771	5664838	AD SF Rehab Administration	14H	LMH	\$203.99
2011	31	3771	5674281	AD SF Rehab Administration	14H	LMH	\$231.50
2011	31	3771	5692006	AD SF Rehab Administration	14H	LMH	\$68.46
2011	31	3771	5692030	AD SF Rehab Administration	14H	LMH	\$40.49
2011	31	3771	5701449	AD SF Rehab Administration	14H	LMH	\$49.66
2011	31	3771	5701519	AD SF Rehab Administration	14H	LMH	\$49.81
2011	31	3771	5703813	AD SF Rehab Administration	14H	LMH	\$33,015.72
2011	31	3853	5602088	HR Housing Loan Portfolio	14A	LMH	\$104.93
2011	31	3853	5621640	HR Housing Loan Portfolio	14A	LMH	\$84.58
2011	31	3853	5626159	HR Housing Loan Portfolio	14A	LMH	\$76.01
2011	31	3853	5627987	HR Housing Loan Portfolio	14A	LMH	\$139.24
2011	31	3853	5630281	HR Housing Loan Portfolio	14A	LMH	\$211.33
2011	31	3853	5637297	HR Housing Loan Portfolio	14A	LMH	\$115.00
2011	31	3853	5646415	HR Housing Loan Portfolio	14A	LMH	\$76.15
2011	31	3954	5692010	HR Housing Loan Portfolio	14A	LMH	\$46.34
2011	31	3954	5692028	HR Housing Loan Portfolio	14A	LMH	\$165.58
2011	31	3954	5692030	HR Housing Loan Portfolio	14A	LMH	\$375.42
2011	31	3954	5692034	HR Housing Loan Portfolio	14A	LMH	\$1,347.61
2011	31	3954	5692038	HR Housing Loan Portfolio	14A	LMH	\$3,811.68
2011	31	3954	5692047	HR Housing Loan Portfolio	14A	LMH	\$57.22
2011	31	3954	5692049	HR Housing Loan Portfolio	14A	LMH	\$1,027.61
2011	31	3954	5692055	HR Housing Loan Portfolio	14A	LMH	\$968.78
2011	31	3954	5696288	HR Housing Loan Portfolio	14A	LMH	\$109.70
2011	31	3954	5701449	HR Housing Loan Portfolio	14A	LMH	\$37.05
2011	31	3954	5701519	HR Housing Loan Portfolio	14A	LMH	\$92.07
2011	47	3927	5639307	Parks Capital Match Pool	03F	LMA	\$3,956.44
2011	47	3927	5689386	Parks Capital Match Pool	03F	LMA	\$1,575.00
2011	79	3931	5640754	St. Margaret's Vinegar Flats Garden Improvements	03E	LMA	\$2,989.25
2011	80	3734	5639307	CA Street Tree Replacement	03N	LMA	\$1,625.74
2011	96	3658	5596373	Logan Street Trees*	03N	LMA	\$902.20
2011	96	3658	5613251	Logan Street Trees*	03N	LMA	\$2,060.11
2011	101	3669	5586421	LC Viewpoint Park Improvements*	03F	LMA	\$1,216.33
2011	102	3670	5587763	NL North Foothills Minipark Development*	03F	LMA	\$3,326.14
2011	102	3670	5639307	NL North Foothills Minipark Development*	03F	LMA	\$1,277.23
2012	7	3847	5624991	Center Pointe Energy Upgrades	03E	LMC	\$3,039.25
2012	9	3946	5664870	City-Wide Street Paving (2012)	03K	LMA	\$125,000.00
2012	10	3786	5583696	CHAS Medical Homes Program	05M	LMC	\$13,308.00
2012	12	3867	5654704	Corbin Senior Activity Center Building Improvements	03A	LMC	\$6,475.26
2012	12	3867	5664844	Corbin Senior Activity Center Building Improvements	03A	LMC	\$727.16
2012	24	3805	5583488	Rehab Program Manager	14H	LMH	\$10,959.71
2012	24	3805	5595256	Rehab Program Manager	14H	LMH	\$26,233.00
2012	24	3805	5611658	Rehab Program Manager	14H	LMH	\$13,253.01
2012	24	3805	5616844	Rehab Program Manager	14H	LMH	\$27,146.75
2012	24	3805	5640572	Rehab Program Manager	14H	LMH	\$26,600.89
2012	24	3805	5646415	Rehab Program Manager	14H	LMH	\$38,840.45
2012	24	3805	5661864	Rehab Program Manager	14H	LMH	\$32,073.29
2012	24	3805	5666589	Rehab Program Manager	14H	LMH	\$21,838.59
2012	24	3805	5676453	Rehab Program Manager	14H	LMH	\$26,873.81
2012	24	3805	5692010	Rehab Program Manager	14H	LMH	\$4,749.36





Office of Community Planning and Development  
U.S. Department of Housing and Urban Development  
Integrated Disbursement and Information System  
PR26 - CDBG Financial Summary Report  
Program Year 2013  
SPOKANE, WA

DATE: 08-21-14  
TIME: 13:32  
PAGE: 4

Plan Year	IDIS Project	IDIS Activity	Voucher Number	Activity Name	Matrix Code	National Objective	Drawn Amount
2012	24	3805	5692028	Rehab Program Manager	14H	LMH	\$21,864.67
2012	24	3805	5696288	Rehab Program Manager	14H	LMH	\$24,447.97
2012	24	3829	5583488	Roofs Only Program	14A	LMH	\$6,174.16
2012	24	3829	5589052	Roofs Only Program	14A	LMH	\$13,225.87
2012	24	3829	5595256	Roofs Only Program	14A	LMH	\$5,108.90
2012	24	3829	5601355	Roofs Only Program	14A	LMH	\$14,679.53
2012	24	3829	5601368	Roofs Only Program	14A	LMH	\$5,988.28
2012	24	3829	5607009	Roofs Only Program	14A	LMH	\$9,511.25
2012	24	3829	5611658	Roofs Only Program	14A	LMH	\$313.77
2012	24	3829	5621640	Roofs Only Program	14A	LMH	\$9,685.17
2012	24	3829	5626159	Roofs Only Program	14A	LMH	\$16,416.22
2012	24	3829	5627987	Roofs Only Program	14A	LMH	\$627.54
2012	24	3829	5634797	Roofs Only Program	14A	LMH	\$23,923.55
2012	24	3829	5637297	Roofs Only Program	14A	LMH	\$18,913.81
2012	24	3829	5646415	Roofs Only Program	14A	LMH	\$11,034.14
2012	24	3829	5666589	Roofs Only Program	14A	LMH	\$1,739.20
2012	24	3829	5692017	Roofs Only Program	14A	LMH	\$2,663.15
2012	24	3829	5692028	Roofs Only Program	14A	LMH	\$11,057.53
2012	24	3829	5696288	Roofs Only Program	14A	LMH	\$6,685.76
2012	24	3829	5696309	Roofs Only Program	14A	LMH	\$8,374.25
2012	24	3829	5701497	Roofs Only Program	14A	LMH	\$3,945.81
2012	24	3829	5701519	Roofs Only Program	14A	LMH	\$5,645.88
2012	24	3850	5583488	Housing Rehabilitation (2012)	14A	LMH	\$12,986.06
2012	24	3850	5585884	Housing Rehabilitation (2012)	14A	LMH	\$1,380.34
2012	24	3850	5589052	Housing Rehabilitation (2012)	14A	LMH	\$30,994.35
2012	24	3850	5592241	Housing Rehabilitation (2012)	14A	LMH	\$5,430.81
2012	24	3850	5595256	Housing Rehabilitation (2012)	14A	LMH	\$24,919.48
2012	24	3850	5601355	Housing Rehabilitation (2012)	14A	LMH	\$38,191.73
2012	24	3850	5601368	Housing Rehabilitation (2012)	14A	LMH	\$4,839.31
2012	24	3850	5602088	Housing Rehabilitation (2012)	14A	LMH	\$912.05
2012	24	3850	5606965	Housing Rehabilitation (2012)	14A	LMH	\$17,676.79
2012	24	3850	5607009	Housing Rehabilitation (2012)	14A	LMH	\$17,989.86
2012	24	3850	5611658	Housing Rehabilitation (2012)	14A	LMH	\$45,371.63
2012	24	3850	5613394	Housing Rehabilitation (2012)	14A	LMH	\$4,609.49
2012	24	3850	5613578	Housing Rehabilitation (2012)	14A	LMH	\$32,513.26
2012	24	3850	5616844	Housing Rehabilitation (2012)	14A	LMH	\$4,864.68
2012	24	3850	5619382	Housing Rehabilitation (2012)	14A	LMH	\$17,230.35
2012	24	3850	5621640	Housing Rehabilitation (2012)	14A	LMH	\$12,935.30
2012	24	3850	5626159	Housing Rehabilitation (2012)	14A	LMH	\$35,221.31
2012	24	3850	5627987	Housing Rehabilitation (2012)	14A	LMH	\$15,521.27
2012	24	3850	5630281	Housing Rehabilitation (2012)	14A	LMH	\$31,255.22
2012	24	3850	5634797	Housing Rehabilitation (2012)	14A	LMH	\$23,605.26
2012	24	3850	5634898	Housing Rehabilitation (2012)	14A	LMH	\$34,300.29
2012	24	3850	5637297	Housing Rehabilitation (2012)	14A	LMH	\$7,951.17
2012	24	3850	5639322	Housing Rehabilitation (2012)	14A	LMH	\$17,711.04
2012	24	3850	5640572	Housing Rehabilitation (2012)	14A	LMH	\$173.92
2012	24	3850	5646415	Housing Rehabilitation (2012)	14A	LMH	\$24,771.59
2012	24	3850	5661864	Housing Rehabilitation (2012)	14A	LMH	\$46,480.31
2012	24	3850	5666589	Housing Rehabilitation (2012)	14A	LMH	\$14,282.09
2012	24	3850	5676453	Housing Rehabilitation (2012)	14A	LMH	\$62,988.66
2012	24	3850	5692010	Housing Rehabilitation (2012)	14A	LMH	\$20,551.91
2012	24	3850	5692017	Housing Rehabilitation (2012)	14A	LMH	\$47,692.14
2012	24	3850	5692028	Housing Rehabilitation (2012)	14A	LMH	\$10,014.14
2012	24	3850	5692034	Housing Rehabilitation (2012)	14A	LMH	\$47,862.79
2012	24	3850	5696288	Housing Rehabilitation (2012)	14A	LMH	\$31,355.58
2012	24	3850	5696309	Housing Rehabilitation (2012)	14A	LMH	\$28,325.05
2012	24	3850	5700831	Housing Rehabilitation (2012)	14A	LMH	\$9,710.79





Office of Community Planning and Development  
U.S. Department of Housing and Urban Development  
Integrated Disbursement and Information System  
PR26 - CDBG Financial Summary Report  
Program Year 2013  
SPOKANE, WA

DATE: 08-21-14  
TIME: 13:32  
PAGE: 5

Plan Year	IDIS Project	IDIS Activity	Voucher Number	Activity Name	Matrix Code	National Objective	Drawn Amount
2012	24	3850	5701519	Housing Rehabilitation (2012)	14A	LMH	\$6,136.12
2012	26	3947	5701331	VOA Alexandria/Luhn Improvements	14A	LMH	\$5,761.10
2012	26	3947	5702540	VOA Alexandria/Luhn Improvements	14A	LMH	\$1,161.42
2012	37	3826	5596373	NEYC Building Improvements	03D	LMC	\$15,664.18
2012	37	3873	5596373	NEYC Building Improvements	03D	LMC	\$16,599.26
2012	37	3873	5624991	NEYC Building Improvements	03D	LMC	\$14,498.52
2012	37	3873	5684292	NEYC Building Improvements	03D	LMC	\$1,402.22
2012	50	3796	5583696	Sidewalk Construction/Reconstruction	03L	LMA	\$58,812.28
2012	50	3796	5596373	Sidewalk Construction/Reconstruction	03L	LMA	\$1,076.77
2012	50	3796	5629707	Sidewalk Construction/Reconstruction	03L	LMA	\$44.28
2012	50	3796	5639307	Sidewalk Construction/Reconstruction	03L	LMA	\$531.30
2012	50	3796	5639423	Sidewalk Construction/Reconstruction	03L	LMA	\$240.25
2012	50	3796	5640754	Sidewalk Construction/Reconstruction	03L	LMA	\$106,575.91
2012	55	3824	5701331	Spokane COPS Nevawood Building Improvements	03E	LMA	\$6,788.04
2012	56	3817	5583696	Spokane COPS North Central	05I	LMA	\$125.31
2012	60	3841	5583696	SNAP Emergency Housing Repair	14A	LMH	\$5,387.10
2012	61	3846	5587763	SNAP Financial Access Program	18C	LMCMC	\$4,082.49
2012	61	3846	5693836	SNAP Financial Access Program	18C	LMCMC	\$4,518.81
2012	61	3846	5696212	SNAP Financial Access Program	18C	LMCMC	\$25,582.28
2012	61	3846	5702540	SNAP Financial Access Program	18C	LMCMC	\$4,898.91
2012	63	3821	5583696	SNAP Minor Home Repair	14A	LMH	\$3,765.36
2012	67	3874	5583696	St. Margaret's Vinegar Flats Garden Program	05	LMC	\$3,422.00
2012	73	3794	5583696	VOA Emergency Services	05	LMC	\$948.58
2012	77	3828	5587763	West Central Community Center Support	05	LMC	\$4,589.00
2012	80	3898	5645002	Women's Hearth Improvements (Roof)	03E	LMC	\$4,674.10
2013	4	3938	5701331	Better Living Center Walk-In Freezer	03E	LMC	\$13,000.00
2013	8	3905	5670786	Blessings under the Bridge Homeless Assistance	05	LMC	\$5,000.00
2013	10	3940	5693836	Corbin Senior Activity Center	05A	LMC	\$5,000.00
2013	13	3923	5696232	ECCC Operations	05	LMC	\$49,794.59
2013	13	3923	5702540	ECCC Operations	05	LMC	\$28,205.41
2013	14	3953	5684292	ECCC HVAC/Capital Improvements	03E	LMC	\$7,585.00
2013	14	3953	5693836	ECCC HVAC/Capital Improvements	03E	LMC	\$1,964.75
2013	15	3909	5696232	ECCO Computer Lab	05	LMC	\$1,203.62
2013	15	3909	5702540	ECCO Computer Lab	05	LMC	\$3,796.38
2013	16	3932	5696232	ECCO Food Bank Program	05W	LMC	\$1,448.90
2013	16	3932	5702540	ECCO Food Bank Program	05W	LMC	\$3,551.10
2013	17	3908	5696232	ECCO Senior Program	05A	LMC	\$598.99
2013	17	3908	5702540	ECCO Senior Program	05A	LMC	\$4,401.01
2013	18	3912	5696232	ECCO Youth Program	05D	LMC	\$10,000.00
2013	26	3949	5702540	Hillyard Senior Center	05A	LMC	\$7,500.00
2013	32	3906	5629707	Northeast Community Center Support	05	LMC	\$29,241.65
2013	32	3906	5640754	Northeast Community Center Support	05	LMC	\$14,442.18
2013	32	3906	5654704	Northeast Community Center Support	05	LMC	\$9,783.19
2013	32	3906	5664844	Northeast Community Center Support	05	LMC	\$9,781.53
2013	32	3906	5702540	Northeast Community Center Support	05	LMC	\$21,751.45
2013	35	3950	5684292	Northeast Youth Center Building Improvements	03M	LMC	\$2,732.10
2013	36	3902	5639307	Open Gate Re-entry Resource Center	05	LMC	\$2,809.22
2013	36	3902	5702540	Open Gate Re-entry Resource Center	05	LMC	\$2,190.78
2013	37	3936	5664844	Our Place Community Ministries	05	LMC	\$5,000.00
2013	39	3913	5640754	PVCC Support	05	LMC	\$3,736.58
2013	39	3913	5664844	PVCC Support	05	LMC	\$1,694.61
2013	39	3913	5693836	PVCC Support	05	LMC	\$6,640.21
2013	40	3910	5693836	PVCC Youth Program	05D	LMC	\$510.41
2013	46	3937	5664844	Second Harvest Food Bank	05W	LMC	\$1,763.32
2013	46	3937	5679720	Second Harvest Food Bank	05W	LMC	\$1,529.05
2013	46	3937	5684292	Second Harvest Food Bank	05W	LMC	\$1,471.35
2013	46	3937	5693836	Second Harvest Food Bank	05W	LMC	\$1,779.36





Office of Community Planning and Development  
U.S. Department of Housing and Urban Development  
Integrated Disbursement and Information System  
PR26 - CDBG Financial Summary Report  
Program Year 2013  
SPOKANE, WA

DATE: 08-21-14  
TIME: 13:32  
PAGE: 6

Plan Year	IDIS Project	IDIS Activity	Voucher Number	Activity Name	Matrix Code	National Objective	Drawn Amount
2013	47	3930	5639307	Sidewalk Construction/Reconstruction	03L	LMA	\$982.48
2013	47	3930	5640754	Sidewalk Construction/Reconstruction	03L	LMA	\$306,144.48
2013	47	3930	5654704	Sidewalk Construction/Reconstruction	03L	LMA	\$58,100.76
2013	47	3930	5660034	Sidewalk Construction/Reconstruction	03L	LMA	\$43,750.11
2013	47	3930	5702540	Sidewalk Construction/Reconstruction	03L	LMA	\$859.44
2013	50	3911	5639307	Spokane COPS	05I	LMA	\$465.47
2013	50	3911	5645002	Spokane COPS	05I	LMA	\$694.24
2013	50	3911	5654704	Spokane COPS	05I	LMA	\$2,517.55
2013	50	3911	5664844	Spokane COPS	05I	LMA	\$388.39
2013	50	3911	5689386	Spokane COPS	05I	LMA	\$189.60
2013	50	3911	5702540	Spokane COPS	05I	LMA	\$740.85
2013	51	3924	5654704	SNAP Emergency Housing Repair	14A	LMH	\$21,666.37
2013	51	3924	5664844	SNAP Emergency Housing Repair	14A	LMH	\$11,179.54
2013	51	3924	5679720	SNAP Emergency Housing Repair	14A	LMH	\$2,108.16
2013	51	3924	5684292	SNAP Emergency Housing Repair	14A	LMH	\$3,692.48
2013	51	3924	5693836	SNAP Emergency Housing Repair	14A	LMH	\$2,852.33
2013	54	3914	5639307	SNAP Minor Home Repair	14A	LMH	\$5,341.86
2013	54	3914	5654704	SNAP Minor Home Repair	14A	LMH	\$5,171.11
2013	54	3914	5664844	SNAP Minor Home Repair	14A	LMH	\$1,400.02
2013	54	3914	5679720	SNAP Minor Home Repair	14A	LMH	\$3,935.12
2013	54	3914	5684292	SNAP Minor Home Repair	14A	LMH	\$2,633.13
2013	54	3914	5693836	SNAP Minor Home Repair	14A	LMH	\$4,491.60
2013	55	3903	5640754	St. Margaret's Community Warehouse	05	LMC	\$2,488.52
2013	55	3903	5645002	St. Margaret's Community Warehouse	05	LMC	\$5,011.48
2013	57	3921	5639307	Street Trees - Nevada Lidgerwood	03N	LMA	\$5,726.79
2013	60	3916	5640754	Transitions New Leaf Job Training Program	05H	LMC	\$5,550.47
2013	60	3916	5654704	Transitions New Leaf Job Training Program	05H	LMC	\$1,200.00
2013	60	3916	5664844	Transitions New Leaf Job Training Program	05H	LMC	\$1,200.00
2013	60	3916	5670786	Transitions New Leaf Job Training Program	05H	LMC	\$1,200.00
2013	60	3916	5679678	Transitions New Leaf Job Training Program	05H	LMC	\$1,025.00
2013	60	3916	5693836	Transitions New Leaf Job Training Program	05H	LMC	\$1,025.00
2013	61	3915	5640754	Transitions Women's Hearth	05	LMC	\$6,958.36
2013	61	3915	5654704	Transitions Women's Hearth	05	LMC	\$1,491.45
2013	61	3915	5664844	Transitions Women's Hearth	05	LMC	\$1,459.27
2013	61	3915	5670786	Transitions Women's Hearth	05	LMC	\$1,443.05
2013	61	3915	5679678	Transitions Women's Hearth	05	LMC	\$1,294.48
2013	61	3915	5693836	Transitions Women's Hearth	05	LMC	\$1,587.79
2013	63	3904	5629707	VOA Crosswalk	05	LMC	\$855.16
2013	63	3904	5640754	VOA Crosswalk	05	LMC	\$828.16
2013	63	3904	5654704	VOA Crosswalk	05	LMC	\$276.63
2013	63	3904	5670786	VOA Crosswalk	05	LMC	\$2,369.99
2013	63	3904	5684292	VOA Crosswalk	05	LMC	\$500.00
2013	63	3904	5693836	VOA Crosswalk	05	LMC	\$170.06
2013	64	3901	5629707	VOA Hope House Emergency Shelter	05	LMC	\$2,977.14
2013	64	3901	5640754	VOA Hope House Emergency Shelter	05	LMC	\$960.13
2013	64	3901	5654704	VOA Hope House Emergency Shelter	05	LMC	\$273.02
2013	64	3901	5664844	VOA Hope House Emergency Shelter	05	LMC	\$240.78
2013	64	3901	5670786	VOA Hope House Emergency Shelter	05	LMC	\$194.26
2013	64	3901	5684292	VOA Hope House Emergency Shelter	05	LMC	\$282.78
2013	65	3907	5684292	West Central Community Center Support	05	LMC	\$44,144.00
2013	66	3899	5684292	WCCC Youth Program	05	LMC	\$4,490.00
2013	66	3899	5689386	WCCC Youth Program	05	LMC	\$2,991.00
2013	67	3900	5664844	YFA Connections	05F	LMC	\$5,000.00
2013	72	3876	5654704	Singles Homeless Outreach Project (CDBG)	05	LMC	\$7,666.56
2013	72	3876	5664844	Singles Homeless Outreach Project (CDBG)	05	LMC	\$10,769.26
2013	72	3876	5670786	Singles Homeless Outreach Project (CDBG)	05	LMC	\$9,756.56
2013	72	3876	5684292	Singles Homeless Outreach Project (CDBG)	05	LMC	\$5,229.62





Office of Community Planning and Development  
U.S. Department of Housing and Urban Development  
Integrated Disbursement and Information System  
PR26 - CDBG Financial Summary Report  
Program Year 2013  
SPOKANE , WA

DATE: 08-21-14  
TIME: 13:32  
PAGE: 7

Plan Year	IDIS Project	IDIS Activity	Voucher Number	Activity Name	Matrix Code	National Objective	Drawn Amount
<b>Total</b>							<b>\$3,713,623.90</b>

**LINE 27 DETAIL: ACTIVITIES INCLUDED IN THE COMPUTATION OF LINE 27**

Plan Year	IDIS Project	IDIS Activity	Voucher Number	Activity Name	Matrix Code	National Objective	Drawn Amount
2012	10	3786	5583696	CHAS Medical Homes Program	05M	LMC	\$13,308.00
2012	56	3817	5583696	Spokane COPS North Central	05I	LMA	\$125.31
2012	67	3874	5583696	St. Margaret's Vinegar Flats Garden Program	05	LMC	\$3,422.00
2012	73	3794	5583696	VOA Emergency Services	05	LMC	\$948.58
2012	77	3828	5587763	West Central Community Center Support	05	LMC	\$4,589.00
2013	8	3905	5670786	Blessings under the Bridge Homeless Assistance	05	LMC	\$5,000.00
2013	10	3940	5693836	Corbin Senior Activity Center	05A	LMC	\$5,000.00
2013	13	3923	5696232	ECCC Operations	05	LMC	\$49,794.59
2013	13	3923	5702540	ECCC Operations	05	LMC	\$28,205.41
2013	15	3909	5696232	ECCO Computer Lab	05	LMC	\$1,203.62
2013	15	3909	5702540	ECCO Computer Lab	05	LMC	\$3,796.38
2013	16	3932	5696232	ECCO Food Bank Program	05W	LMC	\$1,448.90
2013	16	3932	5702540	ECCO Food Bank Program	05W	LMC	\$3,551.10
2013	17	3908	5696232	ECCO Senior Program	05A	LMC	\$598.99
2013	17	3908	5702540	ECCO Senior Program	05A	LMC	\$4,401.01
2013	18	3912	5696232	ECCO Youth Program	05D	LMC	\$10,000.00
2013	26	3949	5702540	Hillyard Senior Center	05A	LMC	\$7,500.00
2013	32	3906	5629707	Northeast Community Center Support	05	LMC	\$29,241.65
2013	32	3906	5640754	Northeast Community Center Support	05	LMC	\$14,442.18
2013	32	3906	5654704	Northeast Community Center Support	05	LMC	\$9,783.19
2013	32	3906	5664844	Northeast Community Center Support	05	LMC	\$9,781.53
2013	32	3906	5702540	Northeast Community Center Support	05	LMC	\$21,751.45
2013	36	3902	5639307	Open Gate Re-entry Resource Center	05	LMC	\$2,809.22
2013	36	3902	5702540	Open Gate Re-entry Resource Center	05	LMC	\$2,190.78
2013	37	3936	5664844	Our Place Community Ministries	05	LMC	\$5,000.00
2013	39	3913	5640754	PVCC Support	05	LMC	\$3,736.58
2013	39	3913	5664844	PVCC Support	05	LMC	\$1,694.61
2013	39	3913	5693836	PVCC Support	05	LMC	\$6,640.21
2013	40	3910	5693836	PVCC Youth Program	05D	LMC	\$510.41
2013	46	3937	5664844	Second Harvest Food Bank	05W	LMC	\$1,763.32
2013	46	3937	5679720	Second Harvest Food Bank	05W	LMC	\$1,529.05
2013	46	3937	5684292	Second Harvest Food Bank	05W	LMC	\$1,471.35
2013	46	3937	5693836	Second Harvest Food Bank	05W	LMC	\$1,779.36
2013	50	3911	5639307	Spokane COPS	05I	LMA	\$465.47
2013	50	3911	5645002	Spokane COPS	05I	LMA	\$694.24
2013	50	3911	5654704	Spokane COPS	05I	LMA	\$2,517.55
2013	50	3911	5664844	Spokane COPS	05I	LMA	\$388.39
2013	50	3911	5689386	Spokane COPS	05I	LMA	\$189.60
2013	50	3911	5702540	Spokane COPS	05I	LMA	\$740.85
2013	55	3903	5640754	St. Margaret's Community Warehouse	05	LMC	\$2,488.52
2013	55	3903	5645002	St. Margaret's Community Warehouse	05	LMC	\$5,011.48
2013	60	3916	5640754	Transitions New Leaf Job Training Program	05H	LMC	\$5,550.47
2013	60	3916	5654704	Transitions New Leaf Job Training Program	05H	LMC	\$1,200.00
2013	60	3916	5664844	Transitions New Leaf Job Training Program	05H	LMC	\$1,200.00
2013	60	3916	5670786	Transitions New Leaf Job Training Program	05H	LMC	\$1,200.00
2013	60	3916	5679678	Transitions New Leaf Job Training Program	05H	LMC	\$1,025.00
2013	60	3916	5693836	Transitions New Leaf Job Training Program	05H	LMC	\$1,025.00
2013	61	3915	5640754	Transitions Women's Hearth	05	LMC	\$6,958.36
2013	61	3915	5654704	Transitions Women's Hearth	05	LMC	\$1,491.45
2013	61	3915	5664844	Transitions Women's Hearth	05	LMC	\$1,459.27



Office of Community Planning and Development  
U.S. Department of Housing and Urban Development  
Integrated Disbursement and Information System  
PR26 - CDBG Financial Summary Report  
Program Year 2013  
SPOKANE , WA

DATE: 08-21-14  
TIME: 13:32  
PAGE: 8

Plan Year	IDIS Project	IDIS Activity	Voucher Number	Activity Name	Matrix Code	National Objective	Drawn Amount
2013	61	3915	5670786	Transitions Women's Hearth	05	LMC	\$1,443.05
2013	61	3915	5679678	Transitions Women's Hearth	05	LMC	\$1,294.48
2013	61	3915	5693836	Transitions Women's Hearth	05	LMC	\$1,587.79
2013	63	3904	5629707	VOA Crosswalk	05	LMC	\$855.16
2013	63	3904	5640754	VOA Crosswalk	05	LMC	\$828.16
2013	63	3904	5654704	VOA Crosswalk	05	LMC	\$276.63
2013	63	3904	5670786	VOA Crosswalk	05	LMC	\$2,369.99
2013	63	3904	5684292	VOA Crosswalk	05	LMC	\$500.00
2013	63	3904	5693836	VOA Crosswalk	05	LMC	\$170.06
2013	64	3901	5629707	VOA Hope House Emergency Shelter	05	LMC	\$2,977.14
2013	64	3901	5640754	VOA Hope House Emergency Shelter	05	LMC	\$960.13
2013	64	3901	5654704	VOA Hope House Emergency Shelter	05	LMC	\$273.02
2013	64	3901	5664844	VOA Hope House Emergency Shelter	05	LMC	\$240.78
2013	64	3901	5670786	VOA Hope House Emergency Shelter	05	LMC	\$194.26
2013	64	3901	5684292	VOA Hope House Emergency Shelter	05	LMC	\$282.78
2013	65	3907	5684292	West Central Community Center Support	05	LMC	\$44,144.00
2013	66	3899	5684292	WCCC Youth Program	05	LMC	\$4,490.00
2013	66	3899	5689386	WCCC Youth Program	05	LMC	\$2,991.00
2013	67	3900	5664844	YFA Connections	05F	LMC	\$5,000.00
2013	72	3876	5654704	Singles Homeless Outreach Project (CDBG)	05	LMC	\$7,666.56
2013	72	3876	5664844	Singles Homeless Outreach Project (CDBG)	05	LMC	\$10,769.26
2013	72	3876	5670786	Singles Homeless Outreach Project (CDBG)	05	LMC	\$9,756.56
2013	72	3876	5684292	Singles Homeless Outreach Project (CDBG)	05	LMC	\$5,229.62
<b>Total</b>							<b>\$394,923.86</b>

**LINE 37 DETAIL: ACTIVITIES INCLUDED IN THE COMPUTATION OF LINE 37**

Plan Year	IDIS Project	IDIS Activity	Voucher Number	Activity Name	Matrix Code	National Objective	Drawn Amount
2010	42	3762	5583696	Neighborhood Communications - Hillyard	21C		\$59.45
2011	26	3738	5664844	Fair Housing Activities	21D		\$258.84
2012	1	3808	5596373	2012 Execution/Administration	21A		\$1,196.01
2012	1	3808	5613251	2012 Execution/Administration	21A		\$273.58
2012	1	3808	5613264	2012 Execution/Administration	21A		\$9,151.09
2012	1	3808	5615395	2012 Execution/Administration	21A		\$112,448.48
2012	1	3808	5624991	2012 Execution/Administration	21A		\$2.38
2012	1	3808	5629707	2012 Execution/Administration	21A		\$50.59
2012	1	3808	5630710	2012 Execution/Administration	21A		\$35,257.79
2012	1	3808	5639307	2012 Execution/Administration	21A		\$1.19
2012	1	3808	5639423	2012 Execution/Administration	21A		\$29,847.47
2012	1	3808	5641261	2012 Execution/Administration	21A		\$468.81
2012	1	3808	5644730	2012 Execution/Administration	21A		\$38,068.36
2012	1	3808	5644731	2012 Execution/Administration	21A		\$31,942.72
2012	1	3808	5651527	2012 Execution/Administration	21A		\$14,401.52
2012	1	3808	5660034	2012 Execution/Administration	21A		\$105,561.94
2012	1	3808	5664844	2012 Execution/Administration	21A		\$585.19
2012	31	3783	5583696	Neighborhood Communications - Logan	21C		\$24.30
2013	1	3942	5660034	CHHS Execution/Administration	21A		\$48,867.47
2013	1	3942	5664844	CHHS Execution/Administration	21A		\$756.46
2013	1	3942	5670786	CHHS Execution/Administration	21A		\$2,870.33
2013	1	3942	5679678	CHHS Execution/Administration	21A		\$47,126.99
2013	1	3942	5679720	CHHS Execution/Administration	21A		\$993.67
2013	1	3942	5684292	CHHS Execution/Administration	21A		\$9.83
2013	1	3942	5687567	CHHS Execution/Administration	21A		\$73,182.37
2013	1	3942	5689386	CHHS Execution/Administration	21A		\$370.26
2013	1	3942	5693836	CHHS Execution/Administration	21A		\$1,415.24





Office of Community Planning and Development  
U.S. Department of Housing and Urban Development  
Integrated Disbursement and Information System  
PR26 - CDBG Financial Summary Report  
Program Year 2013  
SPOKANE , WA

DATE: 08-21-14  
TIME: 13:32  
PAGE: 9

Plan Year	IDIS Project	IDIS Activity	Voucher Number	Activity Name	Matrix Code	National Objective	Drawn Amount
2013	1	3942	5696232	CHHS Execution/Administration	21A		\$1,518.28
2013	1	3942	5698368	CHHS Execution/Administration	21A		\$27,804.16
2013	1	3942	5702536	CHHS Execution/Administration	21A		\$60.25
2013	1	3942	5702540	CHHS Execution/Administration	21A		\$460.63
2013	1	3942	5702553	CHHS Execution/Administration	21A		\$70,482.21
2013	1	3942	5703813	CHHS Execution/Administration	21A		\$22,400.54
2013	1	3942	5705712	CHHS Execution/Administration	21A		\$11,188.93
2013	1	3942	5705730	CHHS Execution/Administration	21A		\$2,994.93
2013	1	3942	5715503	CHHS Execution/Administration	21A		\$192,789.12
<b>Total</b>							<b>\$884,891.38</b>



## ATTACHMENT G

Activity Summary (GPR) sorted by HUD Project & Activity  
Number  
(IDIS Report C04PR03)



U.S. Department of Housing and Urban Development  
Office of Community Planning and Development  
Integrated Disbursement and Information System  
CDBG Activity Summary Report (GPR) for Program Year 2013  
SPOKANE

Date: 30-Jun-2014  
Time: 9:54  
Page: 1

**PGM Year:** 1994  
**Project:** 0002 - CONVERTED CDBG ACTIVITIES  
**IDIS Activity:** 2 - CDBG COMMITTED FUNDS ADJUSTMENT

**Status:** Open  
**Location:** ,

**Objective:**  
**Outcome:**  
**Matrix Code:** Acquisition of Real Property (01) **National Objective:** LMA

**Initial Funding Date:** 01/01/1997

**Financing**

**Funded Amount:** 26,512,000.00  
**Drawn Thru Program Year:** 26,512,000.00  
**Drawn In Program Year:** 0.00

**Description:**

**Proposed Accomplishments**

**Annual Accomplishments**

Years	Accomplishment Narrative	# Benefitting
2004	INITIAL IDIS FUNDING ACCOUNT. NO ACTIVITY.	
2008	INITIAL IDIS FUNDING ACCOUNT. NO ACTIVITY.	
2009	INITIAL IDIS FUNDING ACCOUNT. NO ACTIVITY.	
2010	Initial IDIS funding account. No activity.	

**PGM Year:** 2006  
**Project:** 0135 - EG EMERSON PARK IMPROVEMENTS  
**IDIS Activity:** 2881 - EG EMERSON PARK IMPROVEMENTS

**Status:** Completed 2/11/2014 12:48:20 PM  
**Location:** ALICE AND MADISON SPOKANE, WA 99201

**Objective:** Create suitable living environments  
**Outcome:** Availability/accessibility  
**Matrix Code:** Parks, Recreational Facilities (03F) **National Objective:** LMA

**Initial Funding Date:** 04/26/2007

**Financing**

**Funded Amount:** 15,520.47  
**Drawn Thru Program Year:** 15,520.47  
**Drawn In Program Year:** 15,520.47

**Description:**

FUNDING FOR ELIGIBLE CAPITAL IMPROVEMENTS AS PRIORITIZED BY THE NEIGHBORHOOD.

**Proposed Accomplishments**

Public Facilities : 3  
Total Population in Service Area: 3,341  
Census Tract Percent Low / Mod: 55.00

**Annual Accomplishments**

Years	Accomplishment Narrative	# Benefitting
2006	This is the continuation of activities #801 and #1550. Please see those activities for accomplishments.	
2007	This is the continuation of activities #801 and #1550. Please see those activities for accomplishments.	

Years	Accomplishment Narrative	# Benefitting
-------	--------------------------	---------------

2008 Picnic tables and benches were installed. Billing to be submitted.  
 2009 The Parks Department is due to submit a billing for picnic tables and benches installed by City crews.  
 2010 Continuation of activity #1550. See that activity for accomplishments.  
 2011 The neighborhood is consulting with the Parks Department on potential lighting upgrades.  
 2012 Contract for installation of playground equipment will be issued soon. Work is to be executed by June 2013.  
 2013 During 2013, final payment was made for an improvement. Benefit and accomplishments are reported under activities #801 and #1550.

**PGM Year:** 2006  
**Project:** 0136 - PV PARKS AND RECREATIONAL FACILITIES  
**IDIS Activity:** 2883 - PV PARKS AND RECREATIONAL FACILITIES

**Status:** Completed 11/15/2013 5:21:51 PM  
**Location:** WITHIN THE PEACEFUL VALLEY NEIGHBORHOOD  
 SPOKANE, WA 99201

**Objective:** Create suitable living environments  
**Outcome:** Availability/accessibility  
**Matrix Code:** Parks, Recreational Facilities (03F) **National Objective:** LMA

**Initial Funding Date:** 04/26/2007

#### Financing

**Funded Amount:** 7,134.45  
**Drawn Thru Program Year:** 7,134.45  
**Drawn In Program Year:** 0.00

#### Description:

ELIGIBLE CAPITAL IMPROVEMENTS AS PRIORITIZED BY THE NEIGHBORHOOD.

#### Proposed Accomplishments

Public Facilities : 1  
 Total Population in Service Area: 1,226  
 Census Tract Percent Low / Mod: 55.90

#### Annual Accomplishments

Years	Accomplishment Narrative	# Benefitting
-------	--------------------------	---------------

2006 No reported activity.  
 2007 No reported activity.  
 2008 The "River Walk" design is under contract with construction expected to be bid and developed in 2010.  
 2009 The project is out to bid and is expected to start construction during the summer of 2010.  
 2010 Funds were transferred to an active project - Riverwalk Park. Remaining funds will be reprogrammed by the neighborhood steering committee.  
 2011 Park furniture will be installed during the summer of 2012.  
 2012 During the 2012 program year, six benches, 12 sleep stoppers and four trash receptacles were installed.  
 2013 During the 2013 program year, the remaining funds were transferred to another activity.

**PGM Year:** 2006  
**Project:** 0005 - GP CHIEF GARRY PARK IMPROVEMENTS  
**IDIS Activity:** 2920 - GP CHIEF GARRY PARK IMPROVEMENTS

**Status:** Completed 10/29/2013 11:45:44 AM  
**Location:** MISSION AND COOK SPOKANE, WA 99201

**Objective:** Create suitable living environments  
**Outcome:** Availability/accessibility  
**Matrix Code:** Parks, Recreational Facilities (03F) **National Objective:** LMA



Initial Funding Date: 08/23/2007

**Financing**

Funded Amount: 8,220.18  
Drawn Thru Program Year: 8,220.18  
Drawn In Program Year: 0.00

**Proposed Accomplishments**

Public Facilities : 1  
Total Population in Service Area: 4,631  
Census Tract Percent Low / Mod: 65.20

**Annual Accomplishments**

Years	Accomplishment Narrative	# Benefitting
2007	This is the continuation of activities #1198, #1540, and #1999. Please see those activities for benefit and accomplishments.	
2008	This is the continuation of activity #1999. Please see that activity for accomplishments.	
2009	Continuation of activity #1999. See that activity for accomplishments.	
2010	Continuation of activity #1999. See that activity for benefit and accomplishments.	
2011	Two basketball standards were installed.	
2012	A billing was submitted and paid for basketball standards.	
2013	During the 2013 program year, the remaining funds were transferred to another activity.	

PGM Year: 2006

Project: 0042 - LO MISSION PARK IMPROVEMENTS

IDIS Activity: 2925 - LO MISSION PARK IMPROVEMENTS

Status: Completed 10/29/2013 11:47:08 AM

Location: MISSION AND PERRY SPOKANE, WA 99201

**Description:**

REPLACEMENT OF A STATUE OF CHIEF GARRY THAT HAS BEEN VANDALIZED EXTENSIVELY.

Objective: Create suitable living environments

Outcome: Sustainability

Matrix Code: Parks, Recreational Facilities (03F)

National Objective: LMA

Initial Funding Date: 08/23/2007

**Financing**

Funded Amount: 24,723.18  
Drawn Thru Program Year: 24,723.18  
Drawn In Program Year: 0.00

**Proposed Accomplishments**

Public Facilities : 1  
Total Population in Service Area: 695  
Census Tract Percent Low / Mod: 67.20

**Annual Accomplishments**

Years	Accomplishment Narrative	# Benefitting
2007	This is the continuation of activity #2194. Please see that activity for benefit and accomplishments.	
2008	This is the continuation of activity #2194. Please see that activity for benefit and accomplishments.	
2009	Continuation of activity #2194. See that activity for benefit and accomplishments.	
2010	Continuation of activity #2194. See that activity for benefit and accomplishments.	

Years	Accomplishment Narrative	# Benefitting
2011	A basketball court was installed.	
2012	Billing was submitted and paid for the basketball court.	
2013	During the 2013 program year, the remaining funds were transferred to another activity.	

**PGM Year:** 2006  
**Project:** 0044 - LO NORTH FOOTHILLS MINI-PARK DEVELOPMENT  
**IDIS Activity:** 2926 - LO NORTH FOOTHILLS MINI-PARK DEVELOPMENT

**Status:** Completed 2/11/2014 12:50:14 PM  
**Location:** DAKOTA AT FAIRVIEW SPOKANE, WA 99201

**Objective:** Create suitable living environments  
**Outcome:** Sustainability  
**Matrix Code:** Parks, Recreational Facilities (03F)      **National Objective:** LMA

**Initial Funding Date:** 08/23/2007

#### Financing

**Funded Amount:** 4,075.54  
**Drawn Thru Program Year:** 4,075.54  
**Drawn In Program Year:** 4,075.54

#### Description:

NOW REFERRED TO AS "FAIRVIEW PARK", THIS ACTIVITY WILL CONSIST OF INSTALLING ELIGIBLE PARK IMPROVEMENTS AS PRIORITIZED.

#### Proposed Accomplishments

Public Facilities : 1  
 Total Population in Service Area: 10,014  
 Census Tract Percent Low / Mod: 66.20

#### Annual Accomplishments

Years	Accomplishment Narrative	# Benefitting
2007	This is the continuation of activity #2573. Please see that activity for benefit and accomplishments.	
2008	This is the continuation of activity #2573. Please see that activity for benefit and accomplishments.	
2009	Continuation of activity #2573. See that activity for accomplishments.	
2010	Continuation of activity #2573. See that activity for benefit and accomplishments.	
2011	The neighborhood has requested that the existing asphalt pathways be replaced with concrete. The project is expected to be bid and constructed during the summer of 2012.	
2012	Under contract for installation of pathway. Work to be completed by June 2013.	
2013	During the 2013 program year, payment was made for the construction of a pathway.	

**PGM Year:** 2006  
**Project:** 0056 - NH STREET TREES  
**IDIS Activity:** 2929 - NH STREET TREES

**Status:** Completed 10/29/2013 11:49:00 AM  
**Location:** WITHIN THE NORTH HILL SPOKANE, WA 99201

**Objective:** Create suitable living environments  
**Outcome:** Sustainability  
**Matrix Code:** Tree Planting (03N)      **National Objective:** LMA

**Initial Funding Date:** 08/23/2007

#### Financing

**Funded Amount:** 5,535.73  
**Drawn Thru Program Year:** 5,535.73

#### Description:

REPLACEMENT OF DISEASED AND DYING TREES IN THE PUBLIC RIGHT-OF-WAY AS PRIORITIZED BY THE STEERING COMMITTEE AND THE PARKS DEPARTMENT.



Drawn In Program Year: 0.00

#### Proposed Accomplishments

Public Facilities : 12

Total Population in Service Area: 1,333

Census Tract Percent Low / Mod: 61.40

#### Annual Accomplishments

Years	Accomplishment Narrative	# Benefitting
2007	Ten street trees were replaced.	
2008	No reported activity.	
2009	A tree was planted.	
2010	One tree was planted in the public right of way.	
2011	No reported activity.	
2012	Two trees were planted in the public right-of-way. Property owner consent form signed for further plantings by September, 2013.	
2013	During the 2013 program year, the remaining funds were transferred to another activity.	

PGM Year: 2006

Project: 0066 - WC NORTHBENCH PARK IMPROVEMENTS

IDIS Activity: 2931 - WC NORTHBENCH PARK IMPROVEMENTS

Status: Completed 11/15/2013 5:20:25 PM

Location: SOUTH SUMMIT PARKWAY SPOKANE, WA 99201

Objective: Create suitable living environments

Outcome: Sustainability

Matrix Code: Parks, Recreational Facilities (03F)

National Objective: LMA

Initial Funding Date: 08/23/2007

#### Financing

Funded Amount: 17,741.66

Drawn Thru Program Year: 17,741.66

Drawn In Program Year: 0.00

#### Description:

ELIGIBLE CAPITAL IMPROVEMENTS AS APPROVED BY THE STEERING COMMITTEE AND THE PARKS DEPARTMENT.

#### Proposed Accomplishments

Public Facilities : 1

Total Population in Service Area: 1,089

Census Tract Percent Low / Mod: 68.80

#### Annual Accomplishments

Years	Accomplishment Narrative	# Benefitting
2007	Representatives have met with the City's parks department to finalize potential improvement priorities to include hiring a consultant to develop a site plan for the north bench immediately below Sandifur Bridge. The plan will include a site-appropriate shelter (possibly tule hut-inspired) to accommodate gatherings of 30 people, a river viewing area and an 8' gravel path.	
2008	The project is currently in the permit process. Construction is expected to be bid and begin in 2009. Activity temporarily not funded.	
2009	The neighborhood is holding meetings to discuss the design and proposed improvements. The City's Parks Department is providing consultation on the permitting process. The project is expected to be put out to bid during 2010.	
2010	The neighborhood has decided to design and construct a "council" ring southwest of Summit Blvd. and Ohio Avenue. An environmental assessment is underway.	
2011	Payment was issued for design services and an archeological survey (required by the State Office of Historic Preservation). After the project was bid, the neighborhood elected to abandon the project due to budget limitations.	

Years	Accomplishment Narrative	# Benefitting
-------	--------------------------	---------------

2012 After the project was redesigned, the project was bid and constructed. Payment has been made for improvements. The remaining funds will be reallocated.

2013 During the 2013 program year, the remaining funds were reprogrammed to another activity.

**PGM Year:** 2007

**Project:** 0051 - NEIGHBORHOOD CLEANUP - WEST CENTRAL

**IDIS Activity:** 3026 - NEIGHBORHOOD CLEANUP - WEST CENTRAL

Status: Completed 11/4/2013 10:51:08 AM

Location: WITHIN THE WEST CENTRAL NEIGHBORHOOD  
SPOKANE, WA 99201

Objective: Create suitable living environments

Outcome: Availability/accessibility

Matrix Code: Public Services (General) (05)

National Objective: LMA

**Initial Funding Date:** 01/23/2008

#### Financing

Funded Amount: 1,821.33

Drawn Thru Program Year: 1,821.33

Drawn In Program Year: 0.00

#### Description:

DISTRIBUTION OF DUMP PASSES AND SPECIAL CLEAN UP PROJECTS (LARGE APPLIANCES, FURNITURE, CURBSIDE, ETC) OFFERED TO RESIDENTS NEIGHBORHOOD-WIDE.

#### Proposed Accomplishments

Total Population in Service Area: 7,898

Census Tract Percent Low / Mod: 68.30

#### Annual Accomplishments

Years	Accomplishment Narrative	# Benefitting
-------	--------------------------	---------------

2007 No reported activity.

2008 This is the continuation of activity #2807. Please see that activity for benefit and accomplishments.

2009 Continuation of activity #2807. See that activity for accomplishments.

2010 Continuation of activity #2807. See that activity for benefit and accomplishments.

2011 No reported activity.

2012 A dump charge was paid for cleanup activities.

**PGM Year:** 2007

**Project:** 0013 - CITY-WIDE STREET PAVING

**IDIS Activity:** 3209 - CITY-WIDE STREET PAVING

Status: Completed 10/8/2013 4:04:55 PM

Location: VARIOUS SPOKANE, WA 99201

Objective: Create suitable living environments

Outcome: Availability/accessibility

Matrix Code: Street Improvements (03K)

National Objective: LMA

**Initial Funding Date:** 09/10/2008

#### Financing

Funded Amount: 300,000.00

Drawn Thru Program Year: 300,000.00

Drawn In Program Year: 98,685.34

#### Description:

ASSESSMENT ASSISTANCE FOR LOW AND MODERATE INCOME PROPERTY OWNERS FOR STREET IMPROVEMENTS, INCLUDING CURBING AND SIDEWALKS, AS PRIORITIZED.



## Proposed Accomplishments

Total Population in Service Area: 1,000  
Census Tract Percent Low / Mod: 64.90

### Annual Accomplishments

Years	Accomplishment Narrative	# Benefitting
2008	This in the continuation of activities # 2221 and #2603. Please see those activities for accomplishments. Activity temporarily not funded.	
2010	Continuation of activity #2934. See that activity for benefit and accomplishments.	
2011	Paving work accomplished this program year was paid out of the CDBG-R street funds. There are projects to be bonded soon and also under construction during 2012 that will be paid from this activity.	
2012	1400 feet of street were paved using CDBG funds.	
2013	Payment was made for a paving project completed during the 2012 program year (LID #2009163).	

**PGM Year:** 2008

**Project:** 0095 - STREET TREE REPLACEMENT - BROWNE'S ADDITION

**IDIS Activity:** 3231 - STREET TREE REPLACEMENT - BA

**Status:** Completed 2/24/2014 12:56:12 PM

**Location:** WITHIN THE BROWN'S ADDITION NEIGHBORHOOD  
SPOKANE, WA 99201

**Objective:** Create suitable living environments

**Outcome:** Availability/accessibility

**Matrix Code:** Tree Planting (03N)

**National Objective:** LMA

**Initial Funding Date:** 10/03/2008

**Financing** **Description:** REPLACEMENT OF DISEASED AND DYING TREES IN THE PUBLIC RIGHT OF WAY.

Funded Amount: 7,231.94

Drawn Thru Program Year: 7,231.94

Drawn In Program Year: 5,327.54

## Proposed Accomplishments

Public Facilities : 10

Total Population in Service Area: 2,670

Census Tract Percent Low / Mod: 70.80

### Annual Accomplishments

Years	Accomplishment Narrative	# Benefitting
2008	No reported activity.	
2009	No reported activity.	
2010	No reported activity.	
2011	2 trees were planted in the public right of way.	
2012	Property owner consent form signed for further plantings by September, 2013.	
2013	14 trees were planted in the public right of way.	

**PGM Year:** 2007

**Project:** 0030 - HARMON PARK IMPROVEMENTS

**IDIS Activity:** 3279 - HARMON PARK IMPROVEMENTS

**Status:** Completed 2/11/2014 12:53:32 PM

**Objective:** Create suitable living environments

Location: BISMARK AND MARKET SPOKANE, WA 99201

Outcome: Sustainability

Matrix Code: Parks, Recreational Facilities (03F)

National Objective: LMA

Initial Funding Date: 01/07/2009

**Financing**

Funded Amount: 52,935.54

Drawn Thru Program Year: 52,935.54

Drawn In Program Year: 6,097.71

**Proposed Accomplishments**

Public Facilities : 1

Total Population in Service Area: 16,909

Census Tract Percent Low / Mod: 60.60

**Description:**

ELECTRICAL UPGRADES, LIGHTING AND WATER FOUNTAINS.

**Annual Accomplishments**

Years	Accomplishment Narrative	# Benefitting
2008	Electrical upgrades were made.	
2009	Payment was issued for the electrical upgrades. 6 barbeque stands were installed during the 2009 py - billing is pending.	
2010	Payment was issued for 6 bbq grills. Design work has been completed for the installation of 6 electrical boxes. The project is expected to be bid and constructed during the summer of 2011.	
2011	Electrical upgrades were completed.	
2012	A billing was submitted and paid for electrical upgrades.	
2013	During the 2013 program year, final payment was issued through IDIS. Benefit and accomplishments were previously reported.	

PGM Year: 2008

Project: 0014 - COMMUNITY CENTER CIP

IDIS Activity: 3305 - COMMUNITY CENTER CIP - NECC

Status: Open

Location: 4001 N Cook St Spokane, WA 99207-5879

Objective: Create suitable living environments

Outcome: Sustainability

Matrix Code: Neighborhood Facilities (03E)

National Objective: LMC

**Description:**

CAPITAL IMPROVEMENTS NECESSARY FOR ON-GOING OPERATION.  
FUNDS WILL BE USED TO REPLACE BATHROOM COUNTERTOPS AND PAINTING.

Initial Funding Date: 05/13/2009

**Financing**

Funded Amount: 179,439.75

Drawn Thru Program Year: 171,897.32

Drawn In Program Year: 15,500.00

**Proposed Accomplishments**

**Actual Accomplishments**

Number assisted:

	Owner		Renter		Total		Person	
	Total	Hispanic	Total	Hispanic	Total	Hispanic	Total	Hispanic
White:	0	0	0	0	0	0		0
Black/African American:	0	0	0	0	0	0	0	0
Asian:	0	0	0	0	0	0	0	0
American Indian/Alaskan Native:	0	0	0	0	0	0	0	0

Native Hawaiian/Other Pacific Islander:	0	0	0	0	0	0	0	0
American Indian/Alaskan Native & White:	0	0	0	0	0	0	0	0
Asian White:	0	0	0	0	0	0	0	0
Black/African American & White:	0	0	0	0	0	0	0	0
American Indian/Alaskan Native & Black/African American:	0	0	0	0	0	0	0	0
Other multi-racial:	0	0	0	0	0	0	0	0
Asian/Pacific Islander:	0	0	0	0	0	0	0	0
Hispanic:	0	0	0	0	0	0	0	0
<b>Total:</b>	<b>0</b>	<b>0</b>	<b>0</b>	<b>0</b>	<b>0</b>	<b>0</b>	<b>0</b>	<b>0</b>

Female-headed Households: 0 0 0

*Income Category:*

	Owner	Renter	Total	Person
Extremely Low	0	0	0	0
Low Mod	0	0	0	0
Moderate	0	0	0	0
Non Low Moderate	0	0	0	0
Total	0	0	0	0

Percent Low/Mod

**Annual Accomplishments**

Years	Accomplishment Narrative	# Benefitting
2008	Continuation of activity #2942. Benefit is reported under activity #3215.	
2009	Gutters were repaired that were damaged during the winter. Also, four bathrooms were remodeled to include the replacement of countertops, toilet stalls, tiles and hardware. Benefit is reported under activity #3355.	
2010	Benefit and accomplishments were previously reported. The remaining funds will be reprogrammed.	
2011	A bid has been selected to upgrade the Center's fire suppression system and bring the entire facility into compliance with current fire codes. The work is expected to begin during the month of June 2012.	
2012	The fire suppression system was installed.	
2013	Payment was made for architectural services related to the Head Start kitchen renovation project. Benefit is reported under activity #3906.	

**PGM Year:** 2007

**Project:** 0014 - COEUR D'ALENE PARK IMPROVEMENTS

**IDIS Activity:** 3411 - Coeur D'Alene Park Improvements

Status: Completed 7/17/2013 12:00:00 AM

Location: 2nd and Hemlock Spokane, WA 99201

Objective: Create suitable living environments

Outcome: Sustainability

Matrix Code: Parks, Recreational Facilities (03F)

National Objective: LMA

**Initial Funding Date:** 11/13/2009

**Financing**

Funded Amount: 20,000.00

Drawn Thru Program Year: 20,000.00

Drawn In Program Year: 20,000.00

**Description:**

Eligible capital improvements as prioritized by the parks department and the neighborhood steering committee.



**Proposed Accomplishments**

Public Facilities : 1

Total Population in Service Area: 1,779

Census Tract Percent Low / Mod: 66.10

**Annual Accomplishments**

<b>Years</b>	<b>Accomplishment Narrative</b>	<b># Benefitting</b>
2009	2 barbeque stands were installed during the program year. Billing to be submitted.	
2010	A billing was received for the bbq stands and paid for with matching funds - activity #2935.	
2011	The City's Parks Department plans to install 8 benches and 2 bicycle racks during the summer of 2012.	
2012	The gazebo is currently under construction. Completion expected by July 2013.	
2013	During the 2013 program year, the gazebo project was completed.	

**PGM Year:** 2010**Project:** 0056 - Riverwalk Park Improvements**IDIS Activity:** 3512 - Riverwalk Park Improvements**Status:** Completed 11/19/2013 12:00:00 AM**Location:** 1600 W. Water Spokane, WA 99201**Objective:** Create suitable living environments**Outcome:** Availability/accessibility**Matrix Code:** Parks, Recreational Facilities (03F)**National Objective:** LMA**Initial Funding Date:** 12/07/2010**Financing**

Funded Amount: 20,719.45

Drawn Thru Program Year: 20,719.45

Drawn In Program Year: 0.00

**Description:**

Eligible capital improvements as prioritized by the neighborhood and the City's Parks Department.

**Proposed Accomplishments**

Public Facilities : 1

Total Population in Service Area: 6,408

Census Tract Percent Low / Mod: 74.90

**Annual Accomplishments**

<b>Years</b>	<b>Accomplishment Narrative</b>	<b># Benefitting</b>
2010	Continuation of activity #3417. See that activity for benefit and accomplishments.	
2011	Final payment was made for park improvements previously reported under activity #3417.	
2012	Equipment installation project planning has been completed. Construction is expected spring 2014.	
2013	During the 2013 program year, the remaining funds were transferred to another project.	

**PGM Year:** 2008**Project:** 0108 - WEST CENTRAL COMMUNITY CENTER BUILDING IMPROVEMENTS**IDIS Activity:** 3598 - WCCC Electrical Upgrades**Status:** Open**Location:** 1603 N Belt St Spokane, WA 99205-4038**Objective:** Create suitable living environments**Outcome:** Sustainability**Matrix Code:** Neighborhood Facilities (03E)**National Objective:** LMC



**Initial Funding Date:** 01/06/2011

**Financing**

Funded Amount: 16,578.02

Drawn Thru Program Year: 11,200.00

Drawn In Program Year: 8,838.98

**Description:**

Exterior electrical upgrades at the WCCC

**Proposed Accomplishments**

**Actual Accomplishments**

*Number assisted:*

	<b>Owner</b>		<b>Renter</b>		<b>Total</b>		<b>Person</b>	
	Total	Hispanic	Total	Hispanic	Total	Hispanic	Total	Hispanic
White:	0	0	0	0	0	0		0
Black/African American:	0	0	0	0	0	0	0	0
Asian:	0	0	0	0	0	0	0	0
American Indian/Alaskan Native:	0	0	0	0	0	0	0	0
Native Hawaiian/Other Pacific Islander:	0	0	0	0	0	0	0	0
American Indian/Alaskan Native & White:	0	0	0	0	0	0	0	0
Asian White:	0	0	0	0	0	0	0	0
Black/African American & White:	0	0	0	0	0	0	0	0
American Indian/Alaskan Native & Black/African American:	0	0	0	0	0	0	0	0
Other multi-racial:	0	0	0	0	0	0	0	0
Asian/Pacific Islander:	0	0	0	0	0	0	0	0
Hispanic:	0	0	0	0	0	0	0	0
<b>Total:</b>	<b>0</b>	<b>0</b>	<b>0</b>	<b>0</b>	<b>0</b>	<b>0</b>	<b>0</b>	<b>0</b>
Female-headed Households:	0		0		0			

*Income Category:*

	<b>Owner</b>	<b>Renter</b>	<b>Total</b>	<b>Person</b>
Extremely Low	0	0	0	0
Low Mod	0	0	0	0
Moderate	0	0	0	0
Non Low Moderate	0	0	0	0
Total	0	0	0	0
Percent Low/Mod				

**Annual Accomplishments**

<b>Years</b>	<b>Accomplishment Narrative</b>	<b># Benefitting</b>
2010	Continuation of activity #2606. See that activity for benefit and accomplishments.	
2011	The project has been bid and is expected to be completed during the summer of 2012.	
2012	Continuation of activity #2989 and also an electrical upgrade. See activity #2989 for benefit reporting.	
2013	The gym floor was refinished. Benefit is reported under activity #3907.	

**PGM Year:** 2010  
**Project:** 0080 - Street Tree Replacement - Emerson Garfield  
**IDIS Activity:** 3648 - Street Tree Replacement - EG  
  
**Status:** Open  
**Location:** Within the Emerson Garfield neighborhood Spokane, WA 99201

**Objective:** Create suitable living environments  
**Outcome:** Availability/accessibility  
**Matrix Code:** Tree Planting (03N) **National Objective:** LMA

**Initial Funding Date:** 06/22/2011

**Financing**

Funded Amount: 9,375.00  
Drawn Thru Program Year: 5,328.01  
Drawn In Program Year: 1,575.00

**Proposed Accomplishments**

Public Facilities : 1  
Total Population in Service Area: 3,604  
Census Tract Percent Low / Mod: 59.80

**Description:**

Replacement of diseased and dying trees in the public right-of-way as prioritized by the neighborhood.

**Annual Accomplishments**

Years	Accomplishment Narrative	# Benefitting
2011	Four trees were planted in the public right-of-way.	
2012	Five trees were planted in the public right-of-way.	
2013	2 trees were planted in the right of way.	

**PGM Year:** 2011  
**Project:** 0096 - LO Street Trees\*  
**IDIS Activity:** 3658 - Logan Street Trees\*

**Status:** Completed 2/24/2014 1:05:49 PM  
**Location:** Address Suppressed

**Objective:** Create suitable living environments  
**Outcome:** Availability/accessibility  
**Matrix Code:** Tree Planting (03N) **National Objective:** LMA

**Initial Funding Date:** 09/23/2011

**Financing**

Funded Amount: 2,962.31  
Drawn Thru Program Year: 2,962.31  
Drawn In Program Year: 2,962.31

**Proposed Accomplishments**

Public Facilities : 1  
Total Population in Service Area: 2,509  
Census Tract Percent Low / Mod: 66.90

**Description:**

FUNDS WILL BE USED TO REPLACE DISEASED AND DYING TREES IN THE PUBLIC RIGHT-OF-WAY AS PRIORITIZED BY THE NEIGHBORHOOD STEERING COMMITTEE AND THE PARKS DEPARTMENT.

**Annual Accomplishments**

Years	Accomplishment Narrative	# Benefitting
-------	--------------------------	---------------

2011 No reported activity.  
2012 Six trees were planted and five trees were removed. Remaining funds to be transferred.  
2013 5 trees were planted in the right of way.

**PGM Year:** 2011  
**Project:** 0101 - LC Viewpoint Park Improvements\*  
**IDIS Activity:** 3669 - LC Viewpoint Park Improvements\*

**Status:** Completed 2/11/2014 12:42:40 PM  
**Location:** Inland Empire Way Spokane, WA 99201

**Objective:** Create suitable living environments  
**Outcome:** Availability/accessibility  
**Matrix Code:** Parks, Recreational Facilities (03F) **National Objective:** LMA

**Initial Funding Date:** 09/23/2011

#### Financing

Funded Amount: 1,216.33  
Drawn Thru Program Year: 1,216.33  
Drawn In Program Year: 1,216.33

#### Description:

ELIGIBLE PARK IMPROVEMENTS AS PRIORITIZED BY THE NEIGHBORHOOD AND THE CITY'S PARKS DEPARTMENT.

#### Proposed Accomplishments

Public Facilities : 1  
Total Population in Service Area: 147  
Census Tract Percent Low / Mod: 51.00

#### Annual Accomplishments

Years	Accomplishment Narrative	# Benefitting
-------	--------------------------	---------------

2011 No reported activity. The funds will be transferred to the Highbridge Park activity.  
2012 Installation of bench to be executed by July 2013.  
2013 A bench was installed and paid for. It is a lovely bench.

**PGM Year:** 2011  
**Project:** 0102 - NL North Foothills Minipark Development\*  
**IDIS Activity:** 3670 - NL North Foothills Minipark Development\*

**Status:** Completed 2/11/2014 1:11:21 PM  
**Location:** Dakota at Fairview Spokane, WA 99201

**Objective:** Create suitable living environments  
**Outcome:** Sustainability  
**Matrix Code:** Parks, Recreational Facilities (03F) **National Objective:** LMA

**Initial Funding Date:** 09/23/2011

#### Financing

Funded Amount: 4,603.37  
Drawn Thru Program Year: 4,603.37  
Drawn In Program Year: 4,603.37

#### Description:

FUNDS WILL BE USED TO PAY FOR ELIGIBLE PARK IMPROVEMENTS AS PRIORITIZED BY THE STEERING COMMITTEE AND THE PARKS DEPARTMENT.

#### Proposed Accomplishments

Public Facilities : 1  
Total Population in Service Area: 16,889

**Annual Accomplishments**

Years	Accomplishment Narrative	# Benefitting
-------	--------------------------	---------------

2011	No reported activity. The funds will be reprogrammed by the neighborhood.	
2012	Under contract for installation of the pathway. Work to be completed by June 2013.	
2013	The pathway was completed.	

**PGM Year:** 2011**Project:** 0040 - Neighborhood Communications**IDIS Activity:** 3673 - EG Communications\***Status:** Completed 3/7/2014 12:56:49 PM**Location:** ,**Objective:****Outcome:****Matrix Code:** Public Information (21C)**National Objective:****Initial Funding Date:** 09/23/2011**Financing**

Funded Amount: 238.78

Drawn Thru Program Year: 238.78

Drawn In Program Year: 0.00

**Proposed Accomplishments****Actual Accomplishments***Number assisted:*

	Owner		Renter		Total		Person	
	Total	Hispanic	Total	Hispanic	Total	Hispanic	Total	Hispanic
White:					0	0		
Black/African American:					0	0		
Asian:					0	0		
American Indian/Alaskan Native:					0	0		
Native Hawaiian/Other Pacific Islander:					0	0		
American Indian/Alaskan Native & White:					0	0		
Asian White:					0	0		
Black/African American & White:					0	0		
American Indian/Alaskan Native & Black/African American:					0	0		
Other multi-racial:					0	0		
Asian/Pacific Islander:					0	0		
Hispanic:					0	0		
<b>Total:</b>	<b>0</b>	<b>0</b>	<b>0</b>	<b>0</b>	<b>0</b>	<b>0</b>	<b>0</b>	<b>0</b>

Female-headed Households:

0

*Income Category:*

	Owner	Renter	Total	Person
--	-------	--------	-------	--------

Extremely Low

0



Low Mod			0	
Moderate			0	
Non Low Moderate			0	
Total	0	0	0	0
Percent Low/Mod				

#### Annual Accomplishments

No data returned for this view. This might be because the applied filter excludes all data.

**PGM Year:** 2011

**Project:** 0025 - East Sprague Infrastructure Improvements

**IDIS Activity:** 3687 - East Sprague Infrastructure Improvements

**Status:** Open

**Location:** Sprague Avenue from Cowley to Smith St. Spokane, WA 99201

**Objective:** Create suitable living environments

**Outcome:** Availability/accessibility

**Matrix Code:** Street Improvements (03K)

**National Objective:** LMA

**Initial Funding Date:** 11/09/2011

#### Financing

#### Description:

Installation of water hydrants along East Sprague Avenue.

**Funded Amount:** 98,922.64

**Drawn Thru Program Year:** 83,785.31

**Drawn In Program Year:** 75,954.76

#### Proposed Accomplishments

**People (General) :** 13,809

**Total Population in Service Area:** 1,713

**Census Tract Percent Low / Mod:** 70.00

#### Annual Accomplishments

Years	Accomplishment Narrative	# Benefitting
2011	Payment was made for tap permits for hydrants installed at Perry and Sprague.	
2012	A traffic calming contract is currently out for bid. Construction will occur in the summer of 2013.	
2013	Traffic calming improvements (lane striping and signage) were completed.	

**PGM Year:** 2011

**Project:** 0031 - Housing Rehabilitation

**IDIS Activity:** 3692 - Housing Services Administration

**Status:** Open

**Location:** 806 W Spokane Falls Blvd Spokane, WA 99201-3301

**Objective:** Provide decent affordable housing

**Outcome:** Availability/accessibility

**Initial Funding Date:** 11/01/2011

**Financing**

Funded Amount: 170,000.00

Drawn Thru Program Year: 170,000.00

Drawn In Program Year: 65,853.28

**Description:**

Administrative expenses associated with the HOME Multifamily Program.  
Accomplishments reported under activity 3039.

**Proposed Accomplishments****Actual Accomplishments***Number assisted:*

	<b>Owner</b>		<b>Renter</b>		<b>Total</b>		<b>Person</b>	
	Total	Hispanic	Total	Hispanic	Total	Hispanic	Total	Hispanic
White:	0	0	0	0	0	0		0
Black/African American:	0	0	0	0	0	0	0	0
Asian:	0	0	0	0	0	0	0	0
American Indian/Alaskan Native:	0	0	0	0	0	0	0	0
Native Hawaiian/Other Pacific Islander:	0	0	0	0	0	0	0	0
American Indian/Alaskan Native & White:	0	0	0	0	0	0	0	0
Asian White:	0	0	0	0	0	0	0	0
Black/African American & White:	0	0	0	0	0	0	0	0
American Indian/Alaskan Native & Black/African American:	0	0	0	0	0	0	0	0
Other multi-racial:	0	0	0	0	0	0	0	0
Asian/Pacific Islander:	0	0	0	0	0	0	0	0
Hispanic:	0	0	0	0	0	0	0	0
<b>Total:</b>	<b>0</b>	<b>0</b>	<b>0</b>	<b>0</b>	<b>0</b>	<b>0</b>	<b>0</b>	<b>0</b>
Female-headed Households:	0		0		0			

*Income Category:*

	<b>Owner</b>	<b>Renter</b>	<b>Total</b>	<b>Person</b>
Extremely Low	0	0	0	0
Low Mod	0	0	0	0
Moderate	0	0	0	0
Non Low Moderate	0	0	0	0
Total	0	0	0	0
Percent Low/Mod				

**Annual Accomplishments**

<b>Years</b>	<b>Accomplishment Narrative</b>	<b># Benefitting</b>
2012	Funding for staff salaries. Benefit reported under activity #s: 3749, 3750 & 3763.	
2013	Service delivery costs related to activity #s 3650, 3883 and 3830.	

**PGM Year:** 2010  
**Project:** 0032 - Kehoe Park Improvements  
**IDIS Activity:** 3720 - Kehoe Park Improvements

**Status:** Open  
**Location:** 4903 N. Nelson Spokane, WA 99207

**Objective:** Create suitable living environments  
**Outcome:** Availability/accessibility  
**Matrix Code:** Parks, Recreational Facilities (03F) **National Objective:** LMA

**Initial Funding Date:** 11/02/2011

**Financing**

**Funded Amount:** 25,360.74  
**Drawn Thru Program Year:** 3,795.55  
**Drawn In Program Year:** 385.90

**Proposed Accomplishments**

**Public Facilities :** 1  
**Total Population in Service Area:** 13,992  
**Census Tract Percent Low / Mod:** 64.20

**Description:**

Installation of playground equipment, benches and lighting.

**Annual Accomplishments**

Years	Accomplishment Narrative	# Benefitting
2011	A prefabricated restroom has been ordered and will be installed during the summer of 2012.	
2012	Furniture and trash can trash can installed. Restroom has been designed and permitted. Bids are being prepared for the restroom installation. Construction is expected to be completed during the summer of 2013.	
2013	The project was delayed so that the neighborhood could evaluate alternative locations within the park. The project is due to be bid, contracted and constructed by August 1, 2014.	

**PGM Year:** 2011  
**Project:** 0080 - Street Tree Replacement  
**IDIS Activity:** 3734 - CA Street Tree Replacement

**Status:** Open  
**Location:** 2007 W. 6th Spokane, WA 99201

**Objective:** Create suitable living environments  
**Outcome:** Availability/accessibility  
**Matrix Code:** Tree Planting (03N) **National Objective:** LMA

**Initial Funding Date:** 12/21/2011

**Financing**

**Funded Amount:** 5,870.47  
**Drawn Thru Program Year:** 2,470.73  
**Drawn In Program Year:** 1,625.74

**Proposed Accomplishments**

**Public Facilities :** 1  
**Total Population in Service Area:** 2,354  
**Census Tract Percent Low / Mod:** 64.10

**Description:**

Replacement of diseased and dying tree in the public right of way.

## Annual Accomplishments

Years	Accomplishment Narrative	# Benefitting
2011	2 European Hornbeam trees were planted in the right-of-way.	
2012	One diseased street tree was removed from the public right-of-way. Another tree will be planted.	
2013	One tree was planted in the public right of way.	

**PGM Year:** 2011

**Project:** 0026 - Fair Housing Activities

**IDIS Activity:** 3738 - Fair Housing Activities

Status: Open

Location: ,

Objective:

Outcome:

Matrix Code: Fair Housing Activities (subject to 20% Admin Cap) (21D)

National Objective:

**Description:**

Educational activities that promote fair housing practices in a positive, solution-oriented manner.

**Initial Funding Date:** 03/16/2012

### Financing

Funded Amount: 15,000.00

Drawn Thru Program Year: 5,744.91

Drawn In Program Year: 986.00

### Proposed Accomplishments

### Actual Accomplishments

Number assisted:

	Owner		Renter		Total		Person	
	Total	Hispanic	Total	Hispanic	Total	Hispanic	Total	Hispanic
White:					0	0		
Black/African American:					0	0		
Asian:					0	0		
American Indian/Alaskan Native:					0	0		
Native Hawaiian/Other Pacific Islander:					0	0		
American Indian/Alaskan Native & White:					0	0		
Asian White:					0	0		
Black/African American & White:					0	0		
American Indian/Alaskan Native & Black/African American:					0	0		
Other multi-racial:					0	0		
Asian/Pacific Islander:					0	0		
Hispanic:					0	0		
<b>Total:</b>	0	0	0	0	0	0	0	0

Female-headed Households:

0

Income Category:

	Owner	Renter	Total	Person
Extremely Low			0	
Low Mod			0	
Moderate			0	



Non Low Moderate			0	
Total	0	0	0	0
Percent Low/Mod				

Annual Accomplishments

No data returned for this view. This might be because the applied filter excludes all data.

**PGM Year:** 2011  
**Project:** 0005 - All Saints Lutheran Church Kitchen Improvements  
**IDIS Activity:** 3739 - All Saints Lutheran Church Kitchen Improvements

**Status:** Completed 2/4/2014 1:40:59 PM  
**Location:** 314 S Spruce St Spokane, WA 99201-5823

**Objective:** Create suitable living environments  
**Outcome:** Availability/accessibility  
**Matrix Code:** Neighborhood Facilities (03E) **National Objective:** LMC

**Initial Funding Date:** 03/16/2012

Financing

Funded Amount: 29,500.00  
 Drawn Thru Program Year: 29,500.00  
 Drawn In Program Year: 0.00

**Description:**  
 Purchase and installation of a commercial range (hard-wired) and associated ventilation and fire suppression systems to support a program providing meals for the homeless.

Proposed Accomplishments

Public Facilities : 1

Actual Accomplishments

Number assisted:

	Owner		Renter		Total		Person	
	Total	Hispanic	Total	Hispanic	Total	Hispanic	Total	Hispanic
White:	0	0	0	0	0	0	883	50
Black/African American:	0	0	0	0	0	0	27	0
Asian:	0	0	0	0	0	0	0	0
American Indian/Alaskan Native:	0	0	0	0	0	0	0	0
Native Hawaiian/Other Pacific Islander:	0	0	0	0	0	0	0	0
American Indian/Alaskan Native & White:	0	0	0	0	0	0	0	0
Asian White:	0	0	0	0	0	0	20	0
Black/African American & White:	0	0	0	0	0	0	5	0
American Indian/Alaskan Native & Black/African American:	0	0	0	0	0	0	15	0
Other multi-racial:	0	0	0	0	0	0	0	0
Asian/Pacific Islander:	0	0	0	0	0	0	0	0
Hispanic:	0	0	0	0	0	0	0	0

<b>Total:</b>	<b>0</b>	<b>0</b>	<b>0</b>	<b>0</b>	<b>0</b>	<b>0</b>	<b>950</b>	<b>50</b>
---------------	----------	----------	----------	----------	----------	----------	------------	-----------

Female-headed Households:	0		0		0			
---------------------------	---	--	---	--	---	--	--	--

Income Category:

	Owner	Renter	Total	Person
Extremely Low	0	0	0	900
Low Mod	0	0	0	50
Moderate	0	0	0	0
Non Low Moderate	0	0	0	0
Total	0	0	0	950
Percent Low/Mod				100.0%

Annual Accomplishments

Years	Accomplishment Narrative	# Benefitting
-------	--------------------------	---------------

2011	The kitchen upgrades were completed. Payment is on hold awaiting prevailing wage paperwork.	
2012	The kitchen upgrade was completed and reported in the 2011 CAPER. During the 2012 py, funds were transferred into this account to be used for the Lower Falls Community Center renovation. The Center will provide youth recreation programming for low-income households.	

**PGM Year:** 2011

**Project:** 0032 - Impact Capital Vibrant Communities Plan

**IDIS Activity:** 3742 - Impact Capital Vibrant Communities Plan

Status: Completed 1/7/2014 1:44:19 PM

Location: ,

Objective:

Outcome:

Matrix Code: Planning (20)

National Objective:

**Initial Funding Date:** 02/24/2012

Financing

Funded Amount: 19,949.57

Drawn Thru Program Year: 19,949.57

Drawn In Program Year: 0.00

**Description:**

Technical assistance and capacity building for a non-profit organization implementing a comprehensive community economic development program in the East Central revitalization area (Helena to Crestline, the railroad to I-90).

Proposed Accomplishments

Actual Accomplishments

Number assisted:	Owner		Renter		Total		Person	
	Total	Hispanic	Total	Hispanic	Total	Hispanic	Total	Hispanic
White:					0	0		
Black/African American:					0	0		
Asian:					0	0		
American Indian/Alaskan Native:					0	0		
Native Hawaiian/Other Pacific Islander:					0	0		
American Indian/Alaskan Native & White:					0	0		
Asian White:					0	0		
Black/African American & White:					0	0		
American Indian/Alaskan Native & Black/African American:					0	0		



Asian:					0	0			
American Indian/Alaskan Native:					0	0			
Native Hawaiian/Other Pacific Islander:					0	0			
American Indian/Alaskan Native & White:					0	0			
Asian White:					0	0			
Black/African American & White:					0	0			
American Indian/Alaskan Native & Black/African American:					0	0			
Other multi-racial:					0	0			
Asian/Pacific Islander:					0	0			
Hispanic:					0	0			
<b>Total:</b>					<b>0</b>	<b>0</b>	<b>0</b>	<b>0</b>	<b>0</b>

Female-headed Households: 0

<i>Income Category:</i>				
	<b>Owner</b>	<b>Renter</b>	<b>Total</b>	<b>Person</b>
Extremely Low			0	
Low Mod			0	
Moderate			0	
Non Low Moderate			0	
Total	0	0	0	0
Percent Low/Mod				

Annual Accomplishments

No data returned for this view. This might be because the applied filter excludes all data.

<b>PGM Year:</b>	2010								
<b>Project:</b>	0042 - Neighborhood Communications								
<b>IDIS Activity:</b>	3762 - Neighborhood Communications - Hillyard								
<b>Status:</b>	Open								
<b>Location:</b>	,								
<b>Initial Funding Date:</b>	05/23/2012								
<b>Financing</b>									
Funded Amount:	6,749.26								
Drawn Thru Program Year:	5,387.92								
Drawn In Program Year:	59.45								

Objective:

Outcome:

Matrix Code: Public Information (21C)

National Objective:

Description:

Funding for the printing and mailing of steering committee meeting notices, agendas, and minutes.



## Proposed Accomplishments

## Actual Accomplishments

Number assisted:

	Owner		Renter		Total		Person	
	Total	Hispanic	Total	Hispanic	Total	Hispanic	Total	Hispanic
White:					0	0		
Black/African American:					0	0		
Asian:					0	0		
American Indian/Alaskan Native:					0	0		
Native Hawaiian/Other Pacific Islander:					0	0		
American Indian/Alaskan Native & White:					0	0		
Asian White:					0	0		
Black/African American & White:					0	0		
American Indian/Alaskan Native & Black/African American:					0	0		
Other multi-racial:					0	0		
Asian/Pacific Islander:					0	0		
Hispanic:					0	0		
<b>Total:</b>	<b>0</b>	<b>0</b>	<b>0</b>	<b>0</b>	<b>0</b>	<b>0</b>	<b>0</b>	<b>0</b>
Female-headed Households:					0			

Income Category:

	Owner	Renter	Total	Person
Extremely Low			0	
Low Mod			0	
Moderate			0	
Non Low Moderate			0	
Total	0	0	0	0
Percent Low/Mod				

## Annual Accomplishments

No data returned for this view. This might be because the applied filter excludes all data.

PGM Year: 2011

Project: 0031 - Housing Rehabilitation

IDIS Activity: 3771 - AD SF Rehab Administration

Status: Open

Location: 808 W Spokane Falls Blvd Spokane, WA 99201-3333

Objective: Provide decent affordable housing

Outcome: Affordability

Initial Funding Date: 07/26/2012

**Financing**

Funded Amount: 299,999.98

Drawn Thru Program Year: 257,268.11

Drawn In Program Year: 47,200.80

**Description:**

Administrative costs associated with management of the single family rehab program.

**Proposed Accomplishments****Actual Accomplishments**

Number assisted:

	Owner		Renter		Total		Person	
	Total	Hispanic	Total	Hispanic	Total	Hispanic	Total	Hispanic
White:	0	0	0	0	0	0		0
Black/African American:	0	0	0	0	0	0	0	0
Asian:	0	0	0	0	0	0	0	0
American Indian/Alaskan Native:	0	0	0	0	0	0	0	0
Native Hawaiian/Other Pacific Islander:	0	0	0	0	0	0	0	0
American Indian/Alaskan Native & White:	0	0	0	0	0	0	0	0
Asian White:	0	0	0	0	0	0	0	0
Black/African American & White:	0	0	0	0	0	0	0	0
American Indian/Alaskan Native & Black/African American:	0	0	0	0	0	0	0	0
Other multi-racial:	0	0	0	0	0	0	0	0
Asian/Pacific Islander:	0	0	0	0	0	0	0	0
Hispanic:	0	0	0	0	0	0	0	0
<b>Total:</b>	<b>0</b>	<b>0</b>	<b>0</b>	<b>0</b>	<b>0</b>	<b>0</b>	<b>0</b>	<b>0</b>
Female-headed Households:	0		0		0			

Income Category:

	Owner	Renter	Total	Person
Extremely Low	0	0	0	0
Low Mod	0	0	0	0
Moderate	0	0	0	0
Non Low Moderate	0	0	0	0
Total	0	0	0	0
Percent Low/Mod				

**Annual Accomplishments**

Years	Accomplishment Narrative	# Benefitting
2012	Benefit reported under activity #3682.	
2013	Expenses were paid related to the administration of the Single Family Rehab program. Benefit is reported under activity #3850.	

**PGM Year:** 2012  
**Project:** 0031 - Neighborhood Communications  
**IDIS Activity:** 3783 - Neighborhood Communications - Logan

**Status:** Completed 2/4/2014 11:20:23 AM  
**Location:**

**Objective:**  
**Outcome:**  
**Matrix Code:** Public Information (21C) **National Objective:**

**Initial Funding Date:** 09/13/2012

**Financing**

**Description:**

Funding for the printing and mailing of Steering Committee meeting notices, agendas, and minutes.

**Funded Amount:** 1,759.97  
**Drawn Thru Program Year:** 1,759.97  
**Drawn In Program Year:** 24.30

**Proposed Accomplishments**

**Actual Accomplishments**

*Number assisted:*

	<b>Owner</b>		<b>Renter</b>		<b>Total</b>		<b>Person</b>	
	Total	Hispanic	Total	Hispanic	Total	Hispanic	Total	Hispanic
White:					0	0		
Black/African American:					0	0		
Asian:					0	0		
American Indian/Alaskan Native:					0	0		
Native Hawaiian/Other Pacific Islander:					0	0		
American Indian/Alaskan Native & White:					0	0		
Asian White:					0	0		
Black/African American & White:					0	0		
American Indian/Alaskan Native & Black/African American:					0	0		
Other multi-racial:					0	0		
Asian/Pacific Islander:					0	0		
Hispanic:					0	0		
<b>Total:</b>	<b>0</b>	<b>0</b>	<b>0</b>	<b>0</b>	<b>0</b>	<b>0</b>	<b>0</b>	<b>0</b>

Female-headed Households:

0

*Income Category:*

	<b>Owner</b>	<b>Renter</b>	<b>Total</b>	<b>Person</b>
Extremely Low			0	
Low Mod			0	
Moderate			0	
Non Low Moderate			0	
<b>Total</b>	<b>0</b>	<b>0</b>	<b>0</b>	<b>0</b>
Percent Low/Mod				

**Annual Accomplishments**

No data returned for this view. This might be because the applied filter excludes all data.

**PGM Year:** 2012  
**Project:** 0010 - Community Health Association of Spokane (CHAS) Medical Homes Program  
**IDIS Activity:** 3786 - CHAS Medical Homes Program

**Status:** Completed 2/4/2014 11:24:58 AM  
**Location:** 3919 N Maple St Spokane, WA 99205-1349

**Objective:** Create suitable living environments  
**Outcome:** Availability/accessibility  
**Matrix Code:** Health Services (05M)

**National Objective:** LMC

**Initial Funding Date:** 09/26/2012

**Financing**

**Funded Amount:** 13,308.00  
**Drawn Thru Program Year:** 13,308.00  
**Drawn In Program Year:** 13,308.00

**Description:**

Comprehensive primary health care services for uninsured low-income households.  
 Funds will be used for salaries and benefits.

**Proposed Accomplishments**

People (General) : 33

**Actual Accomplishments**

*Number assisted:*

	Owner		Renter		Total		Person	
	Total	Hispanic	Total	Hispanic	Total	Hispanic	Total	Hispanic
White:	0	0	0	0	0	0	28	1
Black/African American:	0	0	0	0	0	0	2	0
Asian:	0	0	0	0	0	0	0	0
American Indian/Alaskan Native:	0	0	0	0	0	0	0	0
Native Hawaiian/Other Pacific Islander:	0	0	0	0	0	0	0	0
American Indian/Alaskan Native & White:	0	0	0	0	0	0	0	0
Asian White:	0	0	0	0	0	0	0	0
Black/African American & White:	0	0	0	0	0	0	0	0
American Indian/Alaskan Native & Black/African American:	0	0	0	0	0	0	0	0
Other multi-racial:	0	0	0	0	0	0	3	0
Asian/Pacific Islander:	0	0	0	0	0	0	0	0
Hispanic:	0	0	0	0	0	0	0	0
<b>Total:</b>	<b>0</b>	<b>0</b>	<b>0</b>	<b>0</b>	<b>0</b>	<b>0</b>	<b>33</b>	<b>1</b>
Female-headed Households:	0		0		0			

*Income Category:*

**Owner      Renter      Total      Person**



Extremely Low	0	0	0	27
Low Mod	0	0	0	5
Moderate	0	0	0	1
Non Low Moderate	0	0	0	0
Total	0	0	0	33
Percent Low/Mod				100.0%

#### Annual Accomplishments

Years	Accomplishment Narrative	# Benefitting
-------	--------------------------	---------------

2012	With CDBG funds, CHAS provided a Medical Home for 33 uninsured residents of various Spokane neighborhoods. These funds covered the unfunded treatment costs these 33 uninsured Spokane residents received from one of CHAS' clinics. Medical Home services included access to comprehensive medical and dental care, behavioral health counseling and pharmacy care, including life-saving prescription drugs. Without access to a Medical Home that treats people regardless of income, insurance coverage, race, ethnicity or creed, many Spokane residents would have likely gone without primary care and preventive medical services.	
2013	During the 2013 program year, payment was made for unliquidated obligations. Benefit and accomplishments were previously reported.	

**PGM Year:** 2012

**Project:** 0066 - Spokane Low Income Housing Consortium

**IDIS Activity:** 3789 - Spokane Low Income Housing Consortium

**Status:** Completed 3/13/2014 3:21:30 PM

**Location:** ,

**Objective:**

**Outcome:**

**Matrix Code:** General Program Administration (21A) **National Objective:**

**Initial Funding Date:** 09/26/2012

#### Financing

#### Description:

Technical assistance for affordable housing development, direct assistance to fully lease existing low income units, maintenance of a local affordable housing inventory and community education.

Funded Amount: 13,124.04

Drawn Thru Program Year: 13,124.04

Drawn In Program Year: 0.00

#### Proposed Accomplishments

#### Actual Accomplishments

*Number assisted:*

Owner		Renter		Total		Person	
Total	Hispanic	Total	Hispanic	Total	Hispanic	Total	Hispanic
				0	0		
White:				0	0		
Black/African American:				0	0		
Asian:				0	0		
American Indian/Alaskan Native:				0	0		
Native Hawaiian/Other Pacific Islander:				0	0		
American Indian/Alaskan Native & White:				0	0		
Asian White:				0	0		
Black/African American & White:				0	0		
American Indian/Alaskan Native & Black/African American:				0	0		
Other multi-racial:				0	0		
Asian/Pacific Islander:				0	0		

Hispanic:					0	0		
<b>Total:</b>					<b>0</b>	<b>0</b>	<b>0</b>	<b>0</b>
Female-headed Households:					0			

*Income Category:*

	Owner	Renter	Total	Person
Extremely Low			0	
Low Mod			0	
Moderate			0	
Non Low Moderate			0	
Total	0	0	0	0
Percent Low/Mod				

**Annual Accomplishments**

No data returned for this view. This might be because the applied filter excludes all data.

<b>PGM Year:</b>	2012
<b>Project:</b>	0073 - Volunteers of America Emergency Services Program
<b>IDIS Activity:</b>	3794 - VOA Emergency Services

Status:	Completed 10/29/2013 12:19:07 PM	Objective:	Create suitable living environments
Location:	525 W 2nd Ave Spokane, WA 99201-4301	Outcome:	Availability/accessibility
		Matrix Code:	Public Services (General) (05)
			National Objective: LMC

**Initial Funding Date:** 09/26/2012

**Financing**

Funded Amount:	7,050.00
Drawn Thru Program Year:	7,050.00
Drawn In Program Year:	948.58

**Description:**  
Short-term emergency services for low-income single adults and families.  
Services provided include rent and utility assistance, clothing, transportation and referrals.

**Proposed Accomplishments**

People (General) : 65

**Actual Accomplishments**

	Owner		Renter		Total		Person	
<i>Number assisted:</i>	Total	Hispanic	Total	Hispanic	Total	Hispanic	Total	Hispanic
White:	0	0	0	0	0	0	349	8
Black/African American:	0	0	0	0	0	0	34	0
Asian:	0	0	0	0	0	0	9	0

American Indian/Alaskan Native:	0	0	0	0	0	0	48	11
Native Hawaiian/Other Pacific Islander:	0	0	0	0	0	0	3	0
American Indian/Alaskan Native & White:	0	0	0	0	0	0	0	0
Asian White:	0	0	0	0	0	0	0	0
Black/African American & White:	0	0	0	0	0	0	0	0
American Indian/Alaskan Native & Black/African American:	0	0	0	0	0	0	1	0
Other multi-racial:	0	0	0	0	0	0	1	0
Asian/Pacific Islander:	0	0	0	0	0	0	0	0
Hispanic:	0	0	0	0	0	0	0	0
<b>Total:</b>	<b>0</b>	<b>0</b>	<b>0</b>	<b>0</b>	<b>0</b>	<b>0</b>	<b>445</b>	<b>19</b>
Female-headed Households:	0		0		0			

*Income Category:*

	Owner	Renter	Total	Person
Extremely Low	0	0	0	445
Low Mod	0	0	0	0
Moderate	0	0	0	0
Non Low Moderate	0	0	0	0
Total	0	0	0	445
Percent Low/Mod				100.0%

**Annual Accomplishments**

Years	Accomplishment Narrative	# Benefitting
2012	VOA Emergency Assistance program will provide emergency assistance to low-income individuals by providing information and referral services to other human service programs. Individuals will be provided various emergency services, including rent assistance, energy assistance, clothing and transportation assistance that will be provided via vouchers or direct payment to landlords and utility providers.	
2013	VOA Emergency Services assisted three households with a gas voucher, 19 households with an electric bill, six households with a City water bill and 23 households with two-hour bus passes.	

**PGM Year:** 2012  
**Project:** 0050 - Sidewalk Construction/Reconstruction and Curb Ramps  
**IDIS Activity:** 3796 - Sidewalk Construction/Reconstruction

**Status:** Completed 6/9/2014 10:13:51 AM  
**Location:** Various Spokane, WA 99201

**Objective:** Create suitable living environments  
**Outcome:** Availability/accessibility  
**Matrix Code:** Sidewalks (03L)

**National Objective:** LMA

**Initial Funding Date:** 09/26/2012

**Financing**

Funded Amount: 551,383.23  
 Drawn Thru Program Year: 551,383.23  
 Drawn In Program Year: 167,280.79

**Description:**

Sidewalk construction, reconstruction, and the installation of wheelchair ramps as prioritized by each neighborhood.

**Proposed Accomplishments**

People (General) : 1,000

Total Population in Service Area: 38,516  
Census Tract Percent Low / Mod: 59.60

#### Annual Accomplishments

Years	Accomplishment Narrative	# Benefitting
-------	--------------------------	---------------

2012 20,239 lineal feet of sidewalk was constructed under the 2012 sidewalk contract.  
2013

**PGM Year:** 2012

**Project:** 0069 - Stone Street Park Improvements

**IDIS Activity:** 3802 - Stone Street Park Improvements

Status: Completed 10/29/2013 1:00:19 PM

Location: 2304 E. Desmet Spokane, WA 99201

Objective: Create suitable living environments

Outcome: Availability/accessibility

Matrix Code: Parks, Recreational Facilities (03F)

National Objective: LMA

**Initial Funding Date:** 10/12/2012

#### Financing

Funded Amount: 1,454.00

Drawn Thru Program Year: 1,454.00

Drawn In Program Year: 0.00

#### Description:

Eligible capital improvements as prioritized by the City's Parks Department and the neighborhood.

#### Proposed Accomplishments

Total Population in Service Area: 6,307

Census Tract Percent Low / Mod: 67.90

#### Annual Accomplishments

Years	Accomplishment Narrative	# Benefitting
-------	--------------------------	---------------

2012 Grading and sidewalks were constructed. Remainder of funds will be transferred.

2013 During the 2013 program year, the remaining funds were transferred to another activity. Benefit and accomplishments were previously reported.

**PGM Year:** 2012

**Project:** 0024 - Housing Rehabilitation

**IDIS Activity:** 3805 - Rehab Program Manager

Status: Open

Location: Address Suppressed

Objective: Provide decent affordable housing

Outcome: Affordability

Matrix Code: Rehabilitation Administration (14H)

National Objective: LMH

**Initial Funding Date:** 10/12/2012

#### Financing

Funded Amount: 520,412.79

Drawn Thru Program Year: 453,303.41

Drawn In Program Year: 274,881.50

#### Description:

Project delivery costs for the single family housing rehabilitation program.

#### Proposed Accomplishments



**Actual Accomplishments***Number assisted:*

	Owner		Renter		Total		Person	
	Total	Hispanic	Total	Hispanic	Total	Hispanic	Total	Hispanic
White:	0	0	0	0	0	0		0
Black/African American:	0	0	0	0	0	0	0	0
Asian:	0	0	0	0	0	0	0	0
American Indian/Alaskan Native:	0	0	0	0	0	0	0	0
Native Hawaiian/Other Pacific Islander:	0	0	0	0	0	0	0	0
American Indian/Alaskan Native & White:	0	0	0	0	0	0	0	0
Asian White:	0	0	0	0	0	0	0	0
Black/African American & White:	0	0	0	0	0	0	0	0
American Indian/Alaskan Native & Black/African American:	0	0	0	0	0	0	0	0
Other multi-racial:	0	0	0	0	0	0	0	0
Asian/Pacific Islander:	0	0	0	0	0	0	0	0
Hispanic:	0	0	0	0	0	0	0	0
<b>Total:</b>	<b>0</b>	<b>0</b>	<b>0</b>	<b>0</b>	<b>0</b>	<b>0</b>	<b>0</b>	<b>0</b>
Female-headed Households:	0		0		0			

*Income Category:*

	Owner	Renter	Total	Person
Extremely Low	0	0	0	0
Low Mod	0	0	0	0
Moderate	0	0	0	0
Non Low Moderate	0	0	0	0
Total	0	0	0	0
Percent Low/Mod				

**Annual Accomplishments**

Years	Accomplishment Narrative	# Benefitting
2012	Beneficiary data is reported under activity #3850.	
2013	Benefit is reported under activity #3850.	

**PGM Year:** 2012**Project:** 0054 - Spokane COPS NevaWood**IDIS Activity:** 3807 - Spokane COPS NevaWood**Status:** Completed 2/11/2014 4:22:01 PM**Location:** Within the Nevada Lidgerwood neighborhood Spokane, WA 99201**Objective:** Create suitable living environments**Outcome:** Availability/accessibility**Matrix Code:** Crime Awareness (05I)**National Objective:** LMA**Initial Funding Date:** 10/12/2012**Financing**

Funded Amount: 3,107.19

Drawn Thru Program Year: 3,107.19

**Description:**

Operational support for a neighborhood COPShop which provides community policing and crime awareness volunteer opportunities in the Nevada Lidgerwood neighborhood.

0.00

### Proposed Accomplishments

People (General) : 18,264

Total Population in Service Area: 16,889

Census Tract Percent Low / Mod: 64.40

### Annual Accomplishments

Years	Accomplishment Narrative	# Benefitting
2012	Crime awareness activities were conducted.	
2013	During the 2013 program year, remaining funds were reprogrammed. Benefit and accomplishments were previously reported.	

2012

0001 - 2012 Execution/Administration

3808 - 2012 Execution/Administration

Completed 5/16/2014 6:08:20 PM

1

**Objective:**

Outcome:

Matrix Code: General Program Administration (21A)

National Objective:

Date: 10/18/2012

## Financing

Funded Amount: 608,795.00

Drawn Thru Program Year: 608,795.00

Drawn In Program Year: 379,257.12

### Proposed Accomplishments

### Actual Accomplishments

Number assisted:

Owner		Renter		Total		Person	
Total	Hispanic	Total	Hispanic	Total	Hispanic	Total	Hispanic
				0	0		
				0	0		
				0	0		
				0	0		
				0	0		
				0	0		
				0	0		
				0	0		
				0	0		
				0	0		
				0	0		
				0	0		
0	0	0	0	0	0	0	0
				0			

Female-headed Households:

Income Category:

	Owner	Renter	Total	Person
Extremely Low			0	
Low Mod			0	
Moderate			0	
Non Low Moderate			0	
Total	0	0	0	0
Percent Low/Mod				

Annual Accomplishments

No data returned for this view. This might be because the applied filter excludes all data.

PGM Year: 2012

Project: 0031 - Neighborhood Communications

IDIS Activity: 3809 - Neighborhood Communications - Nevada Lidgerwood

Status: Canceled 10/29/2013 11:59:53 AM

Location:

Objective:

Outcome:

Matrix Code: Public Information (21C)

National Objective:

Initial Funding Date: 10/18/2012

Financing

Description:

Funding for the printing and mailing of Steering Committee meeting notices, agendas, and minutes.

Funded Amount: 0.00

Drawn Thru Program Year: 0.00

Drawn In Program Year: 0.00

Proposed Accomplishments

Actual Accomplishments

Number assisted:

Owner		Renter		Total		Person	
Total	Hispanic	Total	Hispanic	Total	Hispanic	Total	Hispanic
				0	0		
White:				0	0		
Black/African American:				0	0		
Asian:				0	0		
American Indian/Alaskan Native:				0	0		
Native Hawaiian/Other Pacific Islander:				0	0		
American Indian/Alaskan Native & White:				0	0		
Asian White:				0	0		
Black/African American & White:				0	0		

American Indian/Alaskan Native & Black/African American:	0	0							
Other multi-racial:	0	0							
Asian/Pacific Islander:	0	0							
Hispanic:	0	0							
<b>Total:</b>	<b>0</b>	<b>0</b>	<b>0</b>	<b>0</b>	<b>0</b>	<b>0</b>	<b>0</b>	<b>0</b>	<b>0</b>
Female-headed Households:	0								

<i>Income Category:</i>	<b>Owner</b>	<b>Renter</b>	<b>Total</b>	<b>Person</b>
Extremely Low			0	
Low Mod			0	
Moderate			0	
Non Low Moderate			0	
Total	0	0	0	0
Percent Low/Mod				

#### Annual Accomplishments

No data returned for this view. This might be because the applied filter excludes all data.

<b>PGM Year:</b>	2008								
<b>Project:</b>	0014 - COMMUNITY CENTER CIP								
<b>IDIS Activity:</b>	3810 - ECCC CIP								
<b>Status:</b>	Completed 6/3/2014 11:25:04 AM	<b>Objective:</b>	Create suitable living environments						
<b>Location:</b>	500 S Stone St Spokane, WA 99202-4150	<b>Outcome:</b>	Sustainability						
		<b>Matrix Code:</b>	Neighborhood Facilities (03E)				<b>National Objective:</b>	LMC	
<b>Initial Funding Date:</b>	10/18/2012	<b>Description:</b>	Capital improvements necessary for the on-going operation of the East Central Community Center as prioritized.						
<b>Financing</b>									
Funded Amount:	25,000.00								
Drawn Thru Program Year:	25,000.00								
Drawn In Program Year:	15,447.01								

#### Proposed Accomplishments

#### Actual Accomplishments

<i>Number assisted:</i>	<b>Owner</b>	<b>Renter</b>	<b>Total</b>	<b>Person</b>
	Total Hispanic	Total Hispanic	Total Hispanic	Total Hispanic



White:	0	0	0	0	0	0	0	0
Black/African American:	0	0	0	0	0	0	0	0
Asian:	0	0	0	0	0	0	0	0
American Indian/Alaskan Native:	0	0	0	0	0	0	0	0
Native Hawaiian/Other Pacific Islander:	0	0	0	0	0	0	0	0
American Indian/Alaskan Native & White:	0	0	0	0	0	0	0	0
Asian White:	0	0	0	0	0	0	0	0
Black/African American & White:	0	0	0	0	0	0	0	0
American Indian/Alaskan Native & Black/African American:	0	0	0	0	0	0	0	0
Other multi-racial:	0	0	0	0	0	0	0	0
Asian/Pacific Islander:	0	0	0	0	0	0	0	0
Hispanic:	0	0	0	0	0	0	0	0
<b>Total:</b>	<b>0</b>	<b>0</b>	<b>0</b>	<b>0</b>	<b>0</b>	<b>0</b>	<b>0</b>	<b>0</b>
Female-headed Households:	0		0		0			

*Income Category:*

	Owner	Renter	Total	Person
Extremely Low	0	0	0	0
Low Mod	0	0	0	0
Moderate	0	0	0	0
Non Low Moderate	0	0	0	0
Total	0	0	0	0
Percent Low/Mod				

**Annual Accomplishments**

Years	Accomplishment Narrative	# Benefitting
2012	Allied Fire installed a fire suppression system. Benefit is reported under activity #3695.	
2013	During the 2013 program year, the gym floor was refinished.	
<b>PGM Year:</b>	2012	
<b>Project:</b>	0056 - Spokane COPS North Central	
<b>IDIS Activity:</b>	3817 - Spokane COPS North Central	
Status:	Completed 2/24/2014 1:43:52 PM	
Location:	Within the North Central neighborhood Spokane, WA 99201	
Objective:	Create suitable living environments	
Outcome:	Availability/accessibility	
Matrix Code:	Crime Awareness (051)	National Objective: LMA

**Initial Funding Date:** 10/18/2012

**Financing**

Funded Amount:	2,152.68
Drawn Thru Program Year:	2,152.68
Drawn In Program Year:	125.31

**Description:**

Operational support for a neighborhood COPShop which provides community policing and crime awareness volunteer opportunities in the Emerson Garfield neighborhood.

**Proposed Accomplishments**

People (General) : 10,153  
Total Population in Service Area: 10,809  
Census Tract Percent Low / Mod: 56.00

#### Annual Accomplishments

Years	Accomplishment Narrative	# Benefitting
-------	--------------------------	---------------

2012	A crime awareness program was conducted.	
2013	2013 activity consisted of the payment of unliquidated obligations. Benefit and accomplishments were previously reported.	

**PGM Year:** 2012  
**Project:** 0057 - Spokane COPS North East  
**IDIS Activity:** 3818 - Spokane COPS North East

Status: Completed 2/24/2014 1:44:36 PM  
Location: Within the Hillyard neighborhood Spokane, WA 99201

Objective: Create suitable living environments  
Outcome: Availability/accessibility  
Matrix Code: Crime Awareness (05I)

National Objective: LMA

**Initial Funding Date:** 10/18/2012

#### Financing

Funded Amount: 3,484.34  
Drawn Thru Program Year: 3,484.34  
Drawn In Program Year: 0.00

#### Description:

Operational support for a neighborhood COP Shop which provides community policing and crime awareness volunteer opportunities in the Hillyard neighborhood.

#### Proposed Accomplishments

People (General) : 21,549  
Total Population in Service Area: 24,987  
Census Tract Percent Low / Mod: 59.90

#### Annual Accomplishments

Years	Accomplishment Narrative	# Benefitting
-------	--------------------------	---------------

2012	Crime awareness activities were conducted.	
2013	2013 activity consisted of closing the financial file. Benefit and accomplishments were previously reported.	

**PGM Year:** 2012  
**Project:** 0063 - SNAP Minor Home Repair  
**IDIS Activity:** 3821 - SNAP Minor Home Repair

Status: Completed 2/4/2014 11:40:02 AM  
Location: Address Suppressed

Objective: Provide decent affordable housing  
Outcome: Sustainability  
Matrix Code: Rehab; Single-Unit Residential (14A)

National Objective: LMH

**Initial Funding Date:** 10/18/2012

#### Financing

Funded Amount: 50,000.00  
Drawn Thru Program Year: 50,000.00  
Drawn In Program Year: 3,765.36

#### Description:

Health and safety related repairs to single family housing owned and occupied by low-income households.

**Proposed Accomplishments**

Housing Units : 170

**Actual Accomplishments**

Number assisted:

	Owner		Renter		Total		Person	
	Total	Hispanic	Total	Hispanic	Total	Hispanic	Total	Hispanic
White:	104	0	0	0	104	0	0	0
Black/African American:	5	0	0	0	5	0	0	0
Asian:	2	0	0	0	2	0	0	0
American Indian/Alaskan Native:	2	0	0	0	2	0	0	0
Native Hawaiian/Other Pacific Islander:	0	0	0	0	0	0	0	0
American Indian/Alaskan Native & White:	1	0	0	0	1	0	0	0
Asian White:	0	0	0	0	0	0	0	0
Black/African American & White:	0	0	0	0	0	0	0	0
American Indian/Alaskan Native & Black/African American:	0	0	0	0	0	0	0	0
Other multi-racial:	2	2	0	0	2	2	0	0
Asian/Pacific Islander:	0	0	0	0	0	0	0	0
Hispanic:	0	0	0	0	0	0	0	0
<b>Total:</b>	<b>116</b>	<b>2</b>	<b>0</b>	<b>0</b>	<b>116</b>	<b>2</b>	<b>0</b>	<b>0</b>
Female-headed Households:	18		0		18			

Income Category:

	Owner	Renter	Total	Person
Extremely Low	70	0	70	0
Low Mod	45	0	45	0
Moderate	1	0	1	0
Non Low Moderate	0	0	0	0
Total	116	0	116	0
Percent Low/Mod	100.0%		100.0%	

**Annual Accomplishments**

Years	Accomplishment Narrative	# Benefitting
2012	Minor Home Repair program helps hundreds of the most vulnerable people in our community: affordable housing is maintained, dangerous and life-threatening health & safety hazards are addressed, disabled residents have support for handicap modifications and vulnerable elderly residents on fixed incomes have professional home repair help. Beneficiaries are supported in maintaining their self-sufficiency, safety and security.	
2013	2013 activity consisted of payment of previous year's obligations. Benefit and accomplishments were previously reported.	
<b>PGM Year:</b>	2012	
<b>Project:</b>	0024 - Housing Rehabilitation	
<b>IDIS Activity:</b>	3823 - Warranty Default Fund	
Status:	Completed 3/7/2014 2:10:48 PM	Objective: Provide decent affordable housing
Location:	TBD Spokane, WA 99201	Outcome: Affordability
		Matrix Code: Rehab; Single-Unit Residential (14A)
		National Objective: LMH

Initial Funding Date: 10/29/2012

**Financing**

Funded Amount: 13,486.41

Drawn Thru Program Year: 13,486.41

Drawn In Program Year: 0.00

**Description:**

Rehabilitation of single family homes through the Single Family Rehab Program and associated expenses.

**Proposed Accomplishments**

**Actual Accomplishments**

*Number assisted:*

	Owner		Renter		Total		Person	
	Total	Hispanic	Total	Hispanic	Total	Hispanic	Total	Hispanic
White:	0	0	0	0	0	0		0
Black/African American:	0	0	0	0	0	0	0	0
Asian:	0	0	0	0	0	0	0	0
American Indian/Alaskan Native:	0	0	0	0	0	0	0	0
Native Hawaiian/Other Pacific Islander:	0	0	0	0	0	0	0	0
American Indian/Alaskan Native & White:	0	0	0	0	0	0	0	0
Asian White:	0	0	0	0	0	0	0	0
Black/African American & White:	0	0	0	0	0	0	0	0
American Indian/Alaskan Native & Black/African American:	0	0	0	0	0	0	0	0
Other multi-racial:	0	0	0	0	0	0	0	0
Asian/Pacific Islander:	0	0	0	0	0	0	0	0
Hispanic:	0	0	0	0	0	0	0	0
<b>Total:</b>	<b>0</b>	<b>0</b>	<b>0</b>	<b>0</b>	<b>0</b>	<b>0</b>	<b>0</b>	<b>0</b>
Female-headed Households:	0		0		0			

*Income Category:*

	Owner	Renter	Total	Person
Extremely Low	0	0	0	0
Low Mod	0	0	0	0
Moderate	0	0	0	0
Non Low Moderate	0	0	0	0
Total	0	0	0	0
Percent Low/Mod				

**Annual Accomplishments**

Years	Accomplishment Narrative	# Benefitting
2012	Beneficiary data is reported under activity #3850.	
<b>PGM Year:</b>	2012	
<b>Project:</b>	0055 - Spokane COPS Nevawood Building Improvements	
<b>IDIS Activity:</b>	3824 - Spokane COPS Nevawood Building Improvements	
Status:	Open	
Objective:	Create suitable living environments	



Location: 4705 N Addison St Spokane, WA 99207-1518

Outcome: Sustainability

Matrix Code: Neighborhood Facilities (03E)

National Objective: LMA

Initial Funding Date: 10/31/2012

**Financing**

Funded Amount: 19,619.30

Drawn Thru Program Year: 11,694.81

Drawn In Program Year: 6,788.04

**Proposed Accomplishments**

Public Facilities : 1

Total Population in Service Area: 16,889

Census Tract Percent Low / Mod: 64.40

**Description:**

Funds will be used to replace a failing roof.

**Annual Accomplishments**

Years	Accomplishment Narrative	# Benefitting
-------	--------------------------	---------------

2012	Roof was replaced. This activity is a continuation of activity #3758.	
------	---	--

2013	The remaining funds will be used for carpet replacement.	
------	--	--

PGM Year: 2012

Project: 0037 - North East Youth Center Building Improvements

IDIS Activity: 3826 - NEYC Building Improvements

Status: Completed 10/29/2013 12:04:23 PM

Location: 3004 E Queen Ave Spokane, WA 99217-6164

Objective: Create suitable living environments

Outcome: Availability/accessibility

Matrix Code: Youth Centers (03D)

National Objective: LMC

Initial Funding Date: 11/05/2012

**Financing**

Funded Amount: 47,484.00

Drawn Thru Program Year: 47,484.00

Drawn In Program Year: 15,664.18

**Proposed Accomplishments**

Public Facilities : 1

**Actual Accomplishments**

Number assisted:

	Owner		Renter		Total		Person	
	Total	Hispanic	Total	Hispanic	Total	Hispanic	Total	Hispanic
White:	0	0	0	0	0	0	100	0
Black/African American:	0	0	0	0	0	0	18	0
Asian:	0	0	0	0	0	0	5	0
American Indian/Alaskan Native:	0	0	0	0	0	0	0	0
Native Hawaiian/Other Pacific Islander:	0	0	0	0	0	0	0	0
American Indian/Alaskan Native & White:	0	0	0	0	0	0	3	0
Asian White:	0	0	0	0	0	0	8	0

Black/African American & White:	0	0	0	0	0	0	42	0
American Indian/Alaskan Native & Black/African American:	0	0	0	0	0	0	12	0
Other multi-racial:	0	0	0	0	0	0	12	12
Asian/Pacific Islander:	0	0	0	0	0	0	0	0
Hispanic:	0	0	0	0	0	0	0	0
<b>Total:</b>	<b>0</b>	<b>0</b>	<b>0</b>	<b>0</b>	<b>0</b>	<b>0</b>	<b>200</b>	<b>12</b>

Female-headed Households: 0 0 0

#### Income Category:

	Owner	Renter	Total	Person
Extremely Low	0	0	0	47
Low Mod	0	0	0	90
Moderate	0	0	0	33
Non Low Moderate	0	0	0	30
Total	0	0	0	200
Percent Low/Mod				85.0%

#### Annual Accomplishments

Years	Accomplishment Narrative	# Benefitting
2012	The Northeast Youth Center has finished its first phase of the upstairs kitchen remodel. We are now up to code with wiring, gas, electrical and have all the structural completed. In addition we the proper range hood for a range that includes fire suppression.	
2013	During 2013, final payment was made. Benefit and accomplishments were previously reported.	

**PGM Year:** 2012  
**Project:** 0077 - West Central Community Center Support  
**IDIS Activity:** 3828 - West Central Community Center Support

Status: Completed 10/29/2013 12:21:49 PM  
Location: 1603 N Belt St Spokane, WA 99205-4038

Objective: Create suitable living environments  
Outcome: Availability/accessibility  
Matrix Code: Public Services (General) (05) National Objective: LMC

**Initial Funding Date:** 11/08/2012

#### Financing

Funded Amount: 88,165.00  
Drawn Thru Program Year: 88,165.00  
Drawn In Program Year: 4,589.00

#### Description:

Operational support for a multi-purpose Community Center that provides a variety of public services to include children's before and after school program, recreation activities and community meeting space.

#### Proposed Accomplishments

People (General) : 1,663

#### Actual Accomplishments

Number assisted:

	Owner		Renter		Total		Person	
	Total	Hispanic	Total	Hispanic	Total	Hispanic	Total	Hispanic
White:	0	0	0	0	0	0	1,948	0
Black/African American:	0	0	0	0	0	0	131	0

Asian:	0	0	0	0	0	0	86	0
American Indian/Alaskan Native:	0	0	0	0	0	0	84	0
Native Hawaiian/Other Pacific Islander:	0	0	0	0	0	0	45	0
American Indian/Alaskan Native & White:	0	0	0	0	0	0	150	0
Asian White:	0	0	0	0	0	0	43	0
Black/African American & White:	0	0	0	0	0	0	271	0
American Indian/Alaskan Native & Black/African American:	0	0	0	0	0	0	30	0
Other multi-racial:	0	0	0	0	0	0	574	561
Asian/Pacific Islander:	0	0	0	0	0	0	0	0
Hispanic:	0	0	0	0	0	0	0	0
<b>Total:</b>	<b>0</b>	<b>0</b>	<b>0</b>	<b>0</b>	<b>0</b>	<b>0</b>	<b>3,362</b>	<b>561</b>
Female-headed Households:	0		0		0			

*Income Category:*

	<b>Owner</b>	<b>Renter</b>	<b>Total</b>	<b>Person</b>
Extremely Low	0	0	0	2,339
Low Mod	0	0	0	854
Moderate	0	0	0	165
Non Low Moderate	0	0	0	4
Total	0	0	0	3,362
Percent Low/Mod				99.9%

**Annual Accomplishments**

<b>Years</b>	<b>Accomplishment Narrative</b>	<b># Benefitting</b>
2012	Operational support for a multi-purpose community center that leases space to a variety of non-profit public services to include children's before & after school program, recreation activities, community meeting spaces, developmentally disabled activities and employment support programs, WIC program, headstart preschool and daycare and deaconess women's health. Service area includes West Central and Emerson Garfield Neighborhoods.	
2013	During the 2013 program year, the final payment was made for the 2012 activity. Benefit and accomplishments were previously reported.	
<b>PGM Year:</b>	2012	
<b>Project:</b>	0024 - Housing Rehabilitation	
<b>IDIS Activity:</b>	3829 - Roofs Only Program	

Status: Open

Location: Address Suppressed

Objective: Provide decent affordable housing

Outcome: Sustainability

Matrix Code: Rehab; Single-Unit Residential (14A)

National Objective: LMH

**Initial Funding Date:** 11/09/2012

**Financing**

**Description:**

Low-interest loans to low-income households for roof repair or replacement.

Funded Amount: 231,844.18

Drawn Thru Program Year: 220,979.30

Drawn In Program Year: 175,713.77

**Proposed Accomplishments**

Housing Units : 10

## Actual Accomplishments

Number assisted:

	Owner		Renter		Total		Person	
	Total	Hispanic	Total	Hispanic	Total	Hispanic	Total	Hispanic
White:	19	0	0	0	19	0	0	0
Black/African American:	1	1	0	0	1	1	0	0
Asian:	0	0	0	0	0	0	0	0
American Indian/Alaskan Native:	0	0	0	0	0	0	0	0
Native Hawaiian/Other Pacific Islander:	0	0	0	0	0	0	0	0
American Indian/Alaskan Native & White:	1	0	0	0	1	0	0	0
Asian White:	0	0	0	0	0	0	0	0
Black/African American & White:	0	0	0	0	0	0	0	0
American Indian/Alaskan Native & Black/African American:	0	0	0	0	0	0	0	0
Other multi-racial:	0	0	0	0	0	0	0	0
Asian/Pacific Islander:	0	0	0	0	0	0	0	0
Hispanic:	0	0	0	0	0	0	0	0
<b>Total:</b>	<b>21</b>	<b>1</b>	<b>0</b>	<b>0</b>	<b>21</b>	<b>1</b>	<b>0</b>	<b>0</b>
Female-headed Households:	2		0		2			

Income Category:

	Owner	Renter	Total	Person
Extremely Low	3	0	3	0
Low Mod	6	0	6	0
Moderate	12	0	12	0
Non Low Moderate	0	0	0	0
Total	21	0	21	0
Percent Low/Mod	100.0%		100.0%	

## Annual Accomplishments

Years	Accomplishment Narrative	# Benefitting
2012	3 low-income households were assisted with a roof replacement.	
2013	Low-income households were assisted with a roof replacement.	
<b>PGM Year:</b>	2012	
<b>Project:</b>	0031 - Neighborhood Communications	
<b>IDIS Activity:</b>	3833 - Neighborhood Communications - Garry Park	
Status:	Completed 12/31/2013 11:01:54 AM	
Location:	,	
Objective:		
Outcome:		
Matrix Code: Public Information (21C)		National Objective:
<b>Description:</b>		
Funding for the printing and mailing of Steering Committee meeting notices, agendas, and minutes.		
<b>Initial Funding Date:</b>	12/05/2012	
<b>Financing</b>		



Funded Amount:	887.34
Drawn Thru Program Year:	887.34
Drawn In Program Year:	0.00

### Proposed Accomplishments

### Actual Accomplishments

Number assisted:

	Owner		Renter		Total		Person	
	Total	Hispanic	Total	Hispanic	Total	Hispanic	Total	Hispanic
White:					0	0		
Black/African American:					0	0		
Asian:					0	0		
American Indian/Alaskan Native:					0	0		
Native Hawaiian/Other Pacific Islander:					0	0		
American Indian/Alaskan Native & White:					0	0		
Asian White:					0	0		
Black/African American & White:					0	0		
American Indian/Alaskan Native & Black/African American:					0	0		
Other multi-racial:					0	0		
Asian/Pacific Islander:					0	0		
Hispanic:					0	0		
<b>Total:</b>	<b>0</b>	<b>0</b>	<b>0</b>	<b>0</b>	<b>0</b>	<b>0</b>	<b>0</b>	<b>0</b>
Female-headed Households:					0			

Income Category:

	Owner	Renter	Total	Person
Extremely Low			0	
Low Mod			0	
Moderate			0	
Non Low Moderate			0	
Total	0	0	0	0
Percent Low/Mod				

### Annual Accomplishments

No data returned for this view. This might be because the applied filter excludes all data.

**PGM Year:** 2012  
**Project:** 0060 - SNAP Emergency Housing Repair  
**IDIS Activity:** 3841 - SNAP Emergency Housing Repair

Status: Completed 2/4/2014 4:36:55 PM  
Location: Address Suppressed

Objective: Provide decent affordable housing

Outcome: Sustainability

Matrix Code: Rehab; Single-Unit Residential (14A)

National Objective: LMH

**Initial Funding Date:** 12/05/2012

**Financing**

Funded Amount: 100,000.00

Drawn Thru Program Year: 100,000.00

Drawn In Program Year: 5,387.10

**Proposed Accomplishments**

Housing Units : 665

**Actual Accomplishments**

Number assisted:

	Owner		Renter		Total		Person	
	Total	Hispanic	Total	Hispanic	Total	Hispanic	Total	Hispanic
White:	95	1	0	0	95	1	0	0
Black/African American:	5	0	0	0	5	0	0	0
Asian:	2	0	0	0	2	0	0	0
American Indian/Alaskan Native:	1	0	0	0	1	0	0	0
Native Hawaiian/Other Pacific Islander:	0	0	0	0	0	0	0	0
American Indian/Alaskan Native & White:	1	0	0	0	1	0	0	0
Asian White:	0	0	0	0	0	0	0	0
Black/African American & White:	0	0	0	0	0	0	0	0
American Indian/Alaskan Native & Black/African American:	0	0	0	0	0	0	0	0
Other multi-racial:	3	1	0	0	3	1	0	0
Asian/Pacific Islander:	0	0	0	0	0	0	0	0
Hispanic:	0	0	0	0	0	0	0	0
<b>Total:</b>	<b>107</b>	<b>2</b>	<b>0</b>	<b>0</b>	<b>107</b>	<b>2</b>	<b>0</b>	<b>0</b>
Female-headed Households:	0		0		0			

Income Category:

	Owner	Renter	Total	Person
Extremely Low	65	0	65	0
Low Mod	41	0	41	0
Moderate	1	0	1	0
Non Low Moderate	0	0	0	0
Total	107	0	107	0
Percent Low/Mod	100.0%		100.0%	

## Annual Accomplishments

Years	Accomplishment Narrative	# Benefitting
-------	--------------------------	---------------

2012	Emergency health and safety related repairs to single family housing owned and occupied by low-income households.	
2013	2013 Activity consisted of a final payment for the 2012 contract. Benefit and accomplishments were previously reported.	

PGM Year: 2012

Project: 0038 - North East Youth Center Satellite After-School Program

IDIS Activity: 3842 - Northeast Youth Center After-School Program

Status: Completed 2/4/2014 4:38:03 PM

Location: 3004 E Queen Ave Spokane, WA 99217-6164

Objective: Create suitable living environments

Outcome: Availability/accessibility

Matrix Code: Youth Services (05D)

National Objective: LMC

Initial Funding Date: 12/07/2012

### Financing

### Description:

Supervised after-school program for children from primarily low income households.  
Funds will be used for staff salaries.

Funded Amount: 5,366.00

Drawn Thru Program Year: 5,366.00

Drawn In Program Year: 0.00

### Proposed Accomplishments

People (General) : 100

### Actual Accomplishments

Number assisted:

	Owner		Renter		Total		Person	
	Total	Hispanic	Total	Hispanic	Total	Hispanic	Total	Hispanic
White:	0	0	0	0	0	0	85	0
Black/African American:	0	0	0	0	0	0	3	0
Asian:	0	0	0	0	0	0	2	0
American Indian/Alaskan Native:	0	0	0	0	0	0	0	0
Native Hawaiian/Other Pacific Islander:	0	0	0	0	0	0	0	0
American Indian/Alaskan Native & White:	0	0	0	0	0	0	8	0
Asian White:	0	0	0	0	0	0	0	0
Black/African American & White:	0	0	0	0	0	0	19	0
American Indian/Alaskan Native & Black/African American:	0	0	0	0	0	0	1	0
Other multi-racial:	0	0	0	0	0	0	4	0
Asian/Pacific Islander:	0	0	0	0	0	0	0	0
Hispanic:	0	0	0	0	0	0	0	0
<b>Total:</b>	<b>0</b>	<b>0</b>	<b>0</b>	<b>0</b>	<b>0</b>	<b>0</b>	<b>122</b>	<b>0</b>
Female-headed Households:	0		0		0			

Income Category:

	Owner	Renter	Total	Person
Extremely Low	0	0	0	6
Low Mod	0	0	0	37
Moderate	0	0	0	61

Non Low Moderate	0	0	0	18
Total	0	0	0	122
Percent Low/Mod				85.2%

#### Annual Accomplishments

Years	Accomplishment Narrative	# Benefitting
-------	--------------------------	---------------

2012 Northeast Youth Center opened their doors on Saturdays from 10 am - 4 pm to provide a safe haven for the children in Spokane. During that time the children receive a warm nutritious meal and snack, homework help, mentoring and a variety of educational and recreational activities.

2013 2013 activity consisted of payment of unliquidated obligations. Benefit and accomplishments were previously reported.

**PGM Year:** 2012

**Project:** 0061 - SNAP Financial Access Program

**IDIS Activity:** 3846 - SNAP Financial Access Program

Status: Open

Location: 3102 W Fort George Wright Dr Spokane, WA 99224-5203

Objective: Create economic opportunities

Outcome: Availability/accessibility

Matrix Code: Micro-Enterprise Assistance (18C)

National Objective: LMCMC

**Initial Funding Date:** 01/04/2013

#### Financing

#### Description:

Training and technical assistance to support the start-up and expansion of small businesses owned by, or creating jobs for, low and moderate-income people.

Funded Amount: 75,000.00

Drawn Thru Program Year: 75,000.00

Drawn In Program Year: 39,082.49

#### Proposed Accomplishments

Businesses : 300

#### Actual Accomplishments

Number assisted:

	Owner		Renter		Total		Person	
	Total	Hispanic	Total	Hispanic	Total	Hispanic	Total	Hispanic
White:	0	0	0	0	0	0	305	11
Black/African American:	0	0	0	0	0	0	34	0
Asian:	0	0	0	0	0	0	26	0
American Indian/Alaskan Native:	0	0	0	0	0	0	7	0
Native Hawaiian/Other Pacific Islander:	0	0	0	0	0	0	3	0
American Indian/Alaskan Native & White:	0	0	0	0	0	0	0	0
Asian White:	0	0	0	0	0	0	0	0
Black/African American & White:	0	0	0	0	0	0	12	0
American Indian/Alaskan Native & Black/African American:	0	0	0	0	0	0	0	0
Other multi-racial:	0	0	0	0	0	0	11	5
Asian/Pacific Islander:	0	0	0	0	0	0	0	0
Hispanic:	0	0	0	0	0	0	0	0
<b>Total:</b>	<b>0</b>	<b>0</b>	<b>0</b>	<b>0</b>	<b>0</b>	<b>0</b>	<b>398</b>	<b>16</b>
Female-headed Households:	0		0		0			



Income Category:

	Owner	Renter	Total	Person
Extremely Low	0	0	0	217
Low Mod	0	0	0	152
Moderate	0	0	0	24
Non Low Moderate	0	0	0	5
Total	0	0	0	398
Percent Low/Mod				98.7%

Annual Accomplishments

Years	Accomplishment Narrative	# Benefitting
2012	SNAP Financial Access assisted business starts and supported business enhancements for City residents. Financial Access assisted in the creation and retention of job and provided technical assistance consulting sessions. Along with completing a process improvement initiative for closing loans, FA continued to maintain a referral network website in collaboration with the City of Spokane, local agencies and other organizations involved in new business development. A Fall workshop was also provided for those interested in starting a small business.	
2013	The Financial Access program had several noteworthy achievements, including: 23 business startups and 16 business enhancements; technical assistance counseling sessions to 222 residents; 26 new jobs created, \$182718.75 in business loans awarded, and multiple outreach and educational opportunities.  Project staff engaged in outreach to organizations that support small business growth and diversity. These efforts included presentations to: the Washington State Refugee Advisory Committee, the City of Spokane Economic Development Summit, and Boots to Business. Staff also participated in the Spokane Valley Chamber Next Leader panel.  Staff efforts have also resulted in multiple education opportunities via the Womens Business Center, which provides education concerning business planning, financial forecasting, and marketing. In addition, a business plan workshop, NxLevel, was held to educate those interested in business plan start ups. To date, 13 program participants have benefited from education services.	

PGM Year: 2012

Project: 0007 - Center Pointe Energy Upgrades

IDIS Activity: 3847 - Center Pointe Energy Upgrades

Status: Completed 5/16/2014 2:25:02 PM

Location: 1408 N Washington St Spokane, WA 99201-2438

Objective: Create suitable living environments

Outcome: Sustainability

Matrix Code: Neighborhood Facilities (03E)

National Objective: LMC

Initial Funding Date: 01/07/2013

Financing

Description:

Purchase and installation of 6 ceiling fans with lights as well as the replacement of the entry door to increase energy efficiency.

Funded Amount: 5,564.43

Drawn Thru Program Year: 5,564.43

Drawn In Program Year: 3,039.25

Proposed Accomplishments

Public Facilities : 1

Actual Accomplishments

Number assisted:

Owner		Renter		Total		Person	
Total	Hispanic	Total	Hispanic	Total	Hispanic	Total	Hispanic
0	0	0	0	0	0	82	0
0	0	0	0	0	0	0	0

White:

Black/African American:

Asian:	0	0	0	0	0	0	4	0
American Indian/Alaskan Native:	0	0	0	0	0	0	0	0
Native Hawaiian/Other Pacific Islander:	0	0	0	0	0	0	0	0
American Indian/Alaskan Native & White:	0	0	0	0	0	0	0	0
Asian White:	0	0	0	0	0	0	0	0
Black/African American & White:	0	0	0	0	0	0	0	0
American Indian/Alaskan Native & Black/African American:	0	0	0	0	0	0	0	0
Other multi-racial:	0	0	0	0	0	0	1	1
Asian/Pacific Islander:	0	0	0	0	0	0	0	0
Hispanic:	0	0	0	0	0	0	0	0
<b>Total:</b>	<b>0</b>	<b>0</b>	<b>0</b>	<b>0</b>	<b>0</b>	<b>0</b>	<b>87</b>	<b>1</b>

Female-headed Households: 0 0 0

*Income Category:*

	Owner	Renter	Total	Person
Extremely Low	0	0	0	87
Low Mod	0	0	0	0
Moderate	0	0	0	0
Non Low Moderate	0	0	0	0
Total	0	0	0	87
Percent Low/Mod				100.0%

**Annual Accomplishments**

Years	Accomplishment Narrative	# Benefitting
-------	--------------------------	---------------

2012	Power City Electric installed lights and fans. Center Pointe provides recreational opportunities and life skills training for persons with developmental disabilities.	
------	--	--

2013	During the 2013 program year, a new entry door was purchased and installed.	
------	---	--

**PGM Year:** 2012

**Project:** 0045 - Radha Yoga Youth Outreach

**IDIS Activity:** 3848 - Radha Yoga Youth Outreach

Status: Canceled 2/4/2014 4:43:24 PM

Location: 406 S Coeur Dalene St Spokane, WA 99201-5872

Objective: Create suitable living environments

Outcome: Availability/accessibility

Matrix Code: Youth Services (05D)

National Objective: LMC

**Initial Funding Date:** 01/07/2013

**Financing**

**Description:**

Yoga recreation classes for residents at Isabella House.  
Funds will be used for staff salaries.

Funded Amount: 0.00

Drawn Thru Program Year: 0.00

Drawn In Program Year: 0.00

**Proposed Accomplishments**

People (General) : 100

## Actual Accomplishments

Number assisted:

	Owner		Renter		Total		Person	
	Total	Hispanic	Total	Hispanic	Total	Hispanic	Total	Hispanic
White:	0	0	0	0	0	0	0	0
Black/African American:	0	0	0	0	0	0	0	0
Asian:	0	0	0	0	0	0	0	0
American Indian/Alaskan Native:	0	0	0	0	0	0	0	0
Native Hawaiian/Other Pacific Islander:	0	0	0	0	0	0	0	0
American Indian/Alaskan Native & White:	0	0	0	0	0	0	0	0
Asian White:	0	0	0	0	0	0	0	0
Black/African American & White:	0	0	0	0	0	0	0	0
American Indian/Alaskan Native & Black/African American:	0	0	0	0	0	0	0	0
Other multi-racial:	0	0	0	0	0	0	0	0
Asian/Pacific Islander:	0	0	0	0	0	0	0	0
Hispanic:	0	0	0	0	0	0	0	0
<b>Total:</b>	<b>0</b>	<b>0</b>	<b>0</b>	<b>0</b>	<b>0</b>	<b>0</b>	<b>0</b>	<b>0</b>
Female-headed Households:	0		0		0			

Income Category:

	Owner	Renter	Total	Person
Extremely Low	0	0	0	0
Low Mod	0	0	0	0
Moderate	0	0	0	0
Non Low Moderate	0	0	0	0
Total	0	0	0	0
Percent Low/Mod				

## Annual Accomplishments

Years	Accomplishment Narrative	# Benefitting
-------	--------------------------	---------------

2012 No reported activity.

PGM Year: 2012

Project: 0024 - Housing Rehabilitation

IDIS Activity: 3850 - Housing Rehabilitation (2012)

Status: Open

Location: Address Suppressed

Objective: Provide decent affordable housing

Outcome: Affordability

Matrix Code: Rehab; Single-Unit Residential (14A)

National Objective: LMH

Initial Funding Date: 01/17/2013

### Financing

Funded Amount: 1,142,319.31

Drawn Thru Program Year: 1,112,024.51

### Description:

Low interest, deferred and direct payment loans for rehabilitation of single-family homes owned and occupied by low-income households and necessary program management and administrative costs.

Drawn In Program Year: 788,756.14

## Proposed Accomplishments

Housing Units : 42

## Actual Accomplishments

Number assisted:

	Owner		Renter		Total		Person	
	Total	Hispanic	Total	Hispanic	Total	Hispanic	Total	Hispanic
White:	61	2	0	0	61	2	0	0
Black/African American:	1	0	0	0	1	0	0	0
Asian:	3	0	0	0	3	0	0	0
American Indian/Alaskan Native:	2	0	0	0	2	0	0	0
Native Hawaiian/Other Pacific Islander:	0	0	0	0	0	0	0	0
American Indian/Alaskan Native & White:	0	0	0	0	0	0	0	0
Asian White:	0	0	0	0	0	0	0	0
Black/African American & White:	1	0	0	0	1	0	0	0
American Indian/Alaskan Native & Black/African American:	0	0	0	0	0	0	0	0
Other multi-racial:	0	0	0	0	0	0	0	0
Asian/Pacific Islander:	0	0	0	0	0	0	0	0
Hispanic:	0	0	0	0	0	0	0	0
<b>Total:</b>	<b>68</b>	<b>2</b>	<b>0</b>	<b>0</b>	<b>68</b>	<b>2</b>	<b>0</b>	<b>0</b>
Female-headed Households:	30		0		30			

Income Category:

	Owner	Renter	Total	Person
Extremely Low	14	0	14	0
Low Mod	16	0	16	0
Moderate	25	0	25	0
Non Low Moderate	13	0	13	0
Total	68	0	68	0
Percent Low/Mod	80.9%		80.9%	

## Annual Accomplishments

Years	Accomplishment Narrative	# Benefitting
2012	Loans were made for single family housing rehabilitation.	
2013	Loans were made for single family housing rehabilitation.	

PGM Year: 2011

Project: 0031 - Housing Rehabilitation

IDIS Activity: 3853 - HR Housing Loan Portfolio

Status: Completed 6/19/2014 2:20:43 PM

Location: TBD Spokane, WA 99201

Objective: Provide decent affordable housing

Outcome: Sustainability

Matrix Code: Rehab; Single-Unit Residential (14A)

National Objective: LMH



Initial Funding Date: 01/24/2013

**Financing**

Funded Amount: 71,291.25

Drawn Thru Program Year: 71,291.25

Drawn In Program Year: 807.24

**Description:**

Funds for expenses associated with managing the single family loan portfolio and owned properties.

**Proposed Accomplishments**

**Actual Accomplishments**

*Number assisted:*

	Owner		Renter		Total		Person	
	Total	Hispanic	Total	Hispanic	Total	Hispanic	Total	Hispanic
White:	0	0	0	0	0	0		0
Black/African American:	0	0	0	0	0	0	0	0
Asian:	0	0	0	0	0	0	0	0
American Indian/Alaskan Native:	0	0	0	0	0	0	0	0
Native Hawaiian/Other Pacific Islander:	0	0	0	0	0	0	0	0
American Indian/Alaskan Native & White:	0	0	0	0	0	0	0	0
Asian White:	0	0	0	0	0	0	0	0
Black/African American & White:	0	0	0	0	0	0	0	0
American Indian/Alaskan Native & Black/African American:	0	0	0	0	0	0	0	0
Other multi-racial:	0	0	0	0	0	0	0	0
Asian/Pacific Islander:	0	0	0	0	0	0	0	0
Hispanic:	0	0	0	0	0	0	0	0
<b>Total:</b>	<b>0</b>	<b>0</b>	<b>0</b>	<b>0</b>	<b>0</b>	<b>0</b>	<b>0</b>	<b>0</b>
Female-headed Households:	0		0		0			

*Income Category:*

	Owner	Renter	Total	Person
Extremely Low	0	0	0	0
Low Mod	0	0	0	0
Moderate	0	0	0	0
Non Low Moderate	0	0	0	0
Total	0	0	0	0
Percent Low/Mod				

**Annual Accomplishments**

Years	Accomplishment Narrative	# Benefitting
2012	Beneficiary data reported under activity #3850.	
2013	2013 activity consisted of payment for the 2012 contract's expenses. Benefit was previously reported.	
<b>PGM Year:</b>	2012	
<b>Project:</b>	0012 - Corbin Senior Activity Center Building Improvements	
<b>IDIS Activity:</b>	3867 - Corbin Senior Activity Center Building Improvements	

Status: Open

Objective: Create suitable living environments

Location: 827 W Cleveland Ave Spokane, WA 99205-3316

Outcome: Availability/accessibility

Matrix Code: Senior Centers (03A)

National Objective: LMC

Initial Funding Date: 05/17/2013

#### Financing

Funded Amount: 14,465.00

Drawn Thru Program Year: 6,475.26

Drawn In Program Year: 6,475.26

#### Description:

Installation of heat tape to increase energy efficiency.

#### Proposed Accomplishments

#### Actual Accomplishments

##### Number assisted:

	Owner		Renter		Total		Person	
	Total	Hispanic	Total	Hispanic	Total	Hispanic	Total	Hispanic
White:	0	0	0	0	0	0		0
Black/African American:	0	0	0	0	0	0	0	0
Asian:	0	0	0	0	0	0	0	0
American Indian/Alaskan Native:	0	0	0	0	0	0	0	0
Native Hawaiian/Other Pacific Islander:	0	0	0	0	0	0	0	0
American Indian/Alaskan Native & White:	0	0	0	0	0	0	0	0
Asian White:	0	0	0	0	0	0	0	0
Black/African American & White:	0	0	0	0	0	0	0	0
American Indian/Alaskan Native & Black/African American:	0	0	0	0	0	0	0	0
Other multi-racial:	0	0	0	0	0	0	0	0
Asian/Pacific Islander:	0	0	0	0	0	0	0	0
Hispanic:	0	0	0	0	0	0	0	0
<b>Total:</b>	<b>0</b>	<b>0</b>	<b>0</b>	<b>0</b>	<b>0</b>	<b>0</b>	<b>0</b>	<b>0</b>
Female-headed Households:	0		0		0			

##### Income Category:

	Owner	Renter	Total	Person
Extremely Low	0	0	0	0
Low Mod	0	0	0	0
Moderate	0	0	0	0
Non Low Moderate	0	0	0	0
Total	0	0	0	0
Percent Low/Mod				

#### Annual Accomplishments

Years	Accomplishment Narrative	# Benefitting
2012	Bids are being solicited for heat tape installation to prevent ice damage to the roof.	
2013	During the 2013 program year, residual funding was used for parking lot improvements (seal coating, pavement repairs and striping). Benefit is reported under activity #3940.	

**PGM Year:** 2008  
**Project:** 0027 - HIGHBRIDGE PARK IMPROVEMENTS  
**IDIS Activity:** 3868 - Highbridge Park Improvements

**Status:** Open  
**Location:** W. Summit Blvd Spokane, WA 99201

**Objective:** Create suitable living environments  
**Outcome:** Availability/accessibility  
**Matrix Code:** Parks, Recreational Facilities (03F) **National Objective:** LMA

**Initial Funding Date:** 06/04/2013

**Financing**

**Funded Amount:** 22,909.90  
**Drawn Thru Program Year:** 3,369.08  
**Drawn In Program Year:** 0.00

**Proposed Accomplishments**

**Public Facilities :** 1  
**Total Population in Service Area:** 4,450  
**Census Tract Percent Low / Mod:** 58.00

**Annual Accomplishments**

Years	Accomplishment Narrative	# Benefitting
2012	Playground and surfacing was installed.	
2013	Benefit and accomplishments were previously reported. The remaining funds will be reprogrammed by the neighborhood for additional playground equipment.	

**PGM Year:** 2010  
**Project:** 0049 - Parks/Urban Forest Capital Match Pool  
**IDIS Activity:** 3869 - Parks/Urban Forest Capital Match

**Status:** Open  
**Location:** Various Spokane, WA 99201

**Objective:** Create suitable living environments  
**Outcome:** Availability/accessibility  
**Matrix Code:** Parks, Recreational Facilities (03F) **National Objective:** LMA

**Initial Funding Date:** 06/06/2013

**Financing**

**Funded Amount:** 59,866.76  
**Drawn Thru Program Year:** 59,866.76  
**Drawn In Program Year:** 54,138.27

**Proposed Accomplishments**

**Total Population in Service Area:** 147  
**Census Tract Percent Low / Mod:** 51.00

**Annual Accomplishments**

**Description:**  
Board match for neighborhood contributions to park improvements and/or urban forestry projects identified in the 2010 Neighborhood Reports.

2012	Benefit reported under activity #3868.
2013	Matching funds from the CHHS Board were used to supplement neighborhood expenditures for the following projects: CD'A Park gazebo reconstruction, Emerson Park playground equipment and installation, Fairview Park concrete pathways, Browne's Addition street trees, Harmon Park electrical upgrades, Fairview Park equipment installation, Cannon's addition street trees, and Garry Park street trees.

PGM Year:	2011
Project:	0083 - Volunteers of America Crosswalk Building Improvements
IDIS Activity:	3871 - VOA Crosswalk Building Improvements

Status:	Completed 6/18/2014 4:52:33 PM	Objective:	Create suitable living environments	
Location:	525 W 2nd Ave Spokane, WA 99201-4301	Outcome:	Availability/accessibility	
		Matrix Code:	Homeless Facilities (not operating costs) (03C)	National Objective: LMC

Initial Funding Date:	06/19/2013
-----------------------	------------

Financing		Description:
Funded Amount:	784.13	Re-lamination of countertops in the kitchen.
Drawn Thru Program Year:	784.13	Crosswalk is a shelter serving homeless youth.
Drawn In Program Year:	0.00	

Proposed Accomplishments

Actual Accomplishments

Number assisted:	Owner		Renter		Total		Person	
	Total	Hispanic	Total	Hispanic	Total	Hispanic	Total	Hispanic
White:	0	0	0	0	0	0	0	0
Black/African American:	0	0	0	0	0	0	0	0
Asian:	0	0	0	0	0	0	0	0
American Indian/Alaskan Native:	0	0	0	0	0	0	0	0
Native Hawaiian/Other Pacific Islander:	0	0	0	0	0	0	0	0
American Indian/Alaskan Native & White:	0	0	0	0	0	0	0	0
Asian White:	0	0	0	0	0	0	0	0
Black/African American & White:	0	0	0	0	0	0	0	0
American Indian/Alaskan Native & Black/African American:	0	0	0	0	0	0	0	0
Other multi-racial:	0	0	0	0	0	0	0	0
Asian/Pacific Islander:	0	0	0	0	0	0	0	0
Hispanic:	0	0	0	0	0	0	0	0
<b>Total:</b>	<b>0</b>	<b>0</b>	<b>0</b>	<b>0</b>	<b>0</b>	<b>0</b>	<b>0</b>	<b>0</b>
Female-headed Households:	0		0		0			

Income Category:	Owner	Renter	Total	Person
Extremely Low	0	0	0	0
Low Mod	0	0	0	0
Moderate	0	0	0	0



Non Low Moderate	0	0	0	0
Total	0	0	0	0
Percent Low/Mod				

#### Annual Accomplishments

Years	Accomplishment Narrative	# Benefitting
2012	Continuation of activity #3248. See that activity for benefit and accomplishments.	
2013	The project was completed in the prior program year. Benefit and accomplishments were previously reported. Remaining funds to be reprogrammed.	

**PGM Year:** 2012

**Project:** 0037 - North East Youth Center Building Improvements

**IDIS Activity:** 3873 - NEYC Building Improvements

Status: Completed 5/16/2014 2:27:43 PM

Location: 3004 E Queen Ave Spokane, WA 99217-6164

Objective: Create suitable living environments

Outcome: Availability/accessibility

Matrix Code: Youth Centers (03D)

National Objective: LMC

**Initial Funding Date:** 07/11/2013

#### Financing

Funded Amount: 32,500.00

Drawn Thru Program Year: 32,500.00

Drawn In Program Year: 32,500.00

#### Description:

Kitchen upgrades necessary for current code requirements.

#### Proposed Accomplishments

Public Facilities : 1

#### Actual Accomplishments

Number assisted:

	Owner		Renter		Total		Person	
	Total	Hispanic	Total	Hispanic	Total	Hispanic	Total	Hispanic
White:	0	0	0	0	0	0	74	0
Black/African American:	0	0	0	0	0	0	0	0
Asian:	0	0	0	0	0	0	0	0
American Indian/Alaskan Native:	0	0	0	0	0	0	0	0
Native Hawaiian/Other Pacific Islander:	0	0	0	0	0	0	10	0
American Indian/Alaskan Native & White:	0	0	0	0	0	0	14	0
Asian White:	0	0	0	0	0	0	6	0
Black/African American & White:	0	0	0	0	0	0	22	0
American Indian/Alaskan Native & Black/African American:	0	0	0	0	0	0	4	0
Other multi-racial:	0	0	0	0	0	0	10	10
Asian/Pacific Islander:	0	0	0	0	0	0	0	0
Hispanic:	0	0	0	0	0	0	0	0
<b>Total:</b>	<b>0</b>	<b>0</b>	<b>0</b>	<b>0</b>	<b>0</b>	<b>0</b>	<b>140</b>	<b>10</b>
Female-headed Households:	0		0		0			

Income Category:

	Owner	Renter	Total	Person
Extremely Low	0	0	0	10
Low Mod	0	0	0	79
Moderate	0	0	0	36
Non Low Moderate	0	0	0	15
Total	0	0	0	140
Percent Low/Mod				89.3%

Annual Accomplishments

Years	Accomplishment Narrative	# Benefitting
-------	--------------------------	---------------

2013 The Northeast Youth Center has completed the commercial kitchen upstairs. We were able to feed 140 children lunch during our first two weeks of Summer, June 17-28, 2013. This was the equivalent of 1,400 lunches served to children in our community that otherwise may not have had a USDA approved hot meal.

PGM Year: 2012

Project: 0067 - St Margaret's Shelter Vinegar Flats Garden Program (Catholic Charities)

IDIS Activity: 3874 - St. Margaret's Vinegar Flats Garden Program

Status: Completed 10/29/2013 12:17:30 PM

Location: 101 E Hartson Ave Spokane, WA 99202-1323

Objective: Create suitable living environments

Outcome: Availability/accessibility

Matrix Code: Public Services (General) (05)

National Objective: LMC

Initial Funding Date: 07/11/2013

Financing

Funded Amount: 3,422.00

Drawn Thru Program Year: 3,422.00

Drawn In Program Year: 3,422.00

Description:

The garden program provides garden facilities and technical assistance to low-income households. Funds will be used for staff salaries.

Proposed Accomplishments

People (General) : 65

Actual Accomplishments

Number assisted:

	Owner		Renter		Total		Person	
	Total	Hispanic	Total	Hispanic	Total	Hispanic	Total	Hispanic
White:	0	0	0	0	0	0	83	1
Black/African American:	0	0	0	0	0	0	3	0
Asian:	0	0	0	0	0	0	0	0
American Indian/Alaskan Native:	0	0	0	0	0	0	10	0
Native Hawaiian/Other Pacific Islander:	0	0	0	0	0	0	0	0
American Indian/Alaskan Native & White:	0	0	0	0	0	0	0	0
Asian White:	0	0	0	0	0	0	0	0
Black/African American & White:	0	0	0	0	0	0	0	0
American Indian/Alaskan Native & Black/African American:	0	0	0	0	0	0	0	0
Other multi-racial:	0	0	0	0	0	0	8	0
Asian/Pacific Islander:	0	0	0	0	0	0	0	0

Hispanic:	0	0	0	0	0	0	0	0
<b>Total:</b>	<b>0</b>	<b>0</b>	<b>0</b>	<b>0</b>	<b>0</b>	<b>0</b>	<b>104</b>	<b>1</b>
Female-headed Households:	0		0		0			

*Income Category:*

	Owner	Renter	Total	Person
Extremely Low	0	0	0	104
Low Mod	0	0	0	0
Moderate	0	0	0	0
Non Low Moderate	0	0	0	0
Total	0	0	0	104
Percent Low/Mod				100.0%

**Annual Accomplishments**

Years	Accomplishment Narrative	# Benefitting
-------	--------------------------	---------------

2013 CSAs were provided to both low-income seniors at Cathedral Plaza Apartments and low-income, formerly homeless families at the Agnes Kehoe Apartments. Two women were provided job training through this program and a number of other families obtained affordable fresh produce at the West Central Farmer's Market, which used private funding to subsidize EBT purchases.

**PGM Year:** 2013

**Project:** 0072 - H-ESG Spokane

**IDIS Activity:** 3876 - Singles Homeless Outreach Project (CDBG)

Status: Completed 6/10/2014 1:37:54 PM

Location: 920 W 2nd Ave Spokane, WA 99201-4502

Objective: Create suitable living environments

Outcome: Availability/accessibility

Matrix Code: Public Services (General) (05)

National Objective: LMC

**Initial Funding Date:** 10/10/2013

**Financing**

Funded Amount: 33,422.00

Drawn Thru Program Year: 33,422.00

Drawn In Program Year: 33,422.00

**Proposed Accomplishments**

People (General) : 550

**Description:**

Funds will be provided to the Catholic Charities Partnership, Transitions and the YWCA to help operate emergency shelter facilities to homeless individuals and families.

Through the Catholic Charities Partnership contact these funds will support Catholic Charities St. Margaret's Shelter, The Salvation Army's Family Shelter, and Volunteer's of America's Hope House Shelter and Crosswalk Shelter.

Funding provided to Transitions supports day center operations and outreach at the Women's Hearth program and House of Charity Shelter.

This project serves single homeless individuals and will be providing outreach, assessment and connection to resources with the goal of accessing housing.

Funding also supports the YWCA to provides emergency shelter for victims of domestic violence.

**Actual Accomplishments**

*Number assisted:*

	Owner		Renter		Total		Person	
	Total	Hispanic	Total	Hispanic	Total	Hispanic	Total	Hispanic
White:	0	0	0	0	0	0	192	13
Black/African American:	0	0	0	0	0	0	24	1
Asian:	0	0	0	0	0	0	4	0
American Indian/Alaskan Native:	0	0	0	0	0	0	25	1
Native Hawaiian/Other Pacific Islander:	0	0	0	0	0	0	0	0
American Indian/Alaskan Native & White:	0	0	0	0	0	0	5	0

Asian White:	0	0	0	0	0	0	1	0
Black/African American & White:	0	0	0	0	0	0	1	1
American Indian/Alaskan Native & Black/African American:	0	0	0	0	0	0	2	0
Other multi-racial:	0	0	0	0	0	0	6	2
Asian/Pacific Islander:	0	0	0	0	0	0	0	0
Hispanic:	0	0	0	0	0	0	0	0
<b>Total:</b>	<b>0</b>	<b>0</b>	<b>0</b>	<b>0</b>	<b>0</b>	<b>0</b>	<b>260</b>	<b>18</b>
Female-headed Households:	0		0		0			

*Income Category:*

	Owner	Renter	Total	Person
Extremely Low	0	0	0	253
Low Mod	0	0	0	6
Moderate	0	0	0	1
Non Low Moderate	0	0	0	0
Total	0	0	0	260
Percent Low/Mod				100.0%

**Annual Accomplishments**

Years	Accomplishment Narrative	# Benefitting
2013	The project provided outreach services at both the Women's Hearth and House of Charity (HOC) service locations, to include: showers, hygiene products, under garments, and food. Shelter services were provided throughout the month at the HOC service site efforts included assisting men secure a bed for the night and utilizing the standby list each morning.	

**PGM Year:** 2009

**Project:** 0100 - TRANSITIONS MIRYAM'S HOUSE OFFICE IMPROVEMENTS

**IDIS Activity:** 3879 - Miryam's House Building Improvements

Status: Completed 5/16/2014 2:30:29 PM

Location: 1805 W 9th Ave Spokane, WA 99204-3517

Objective: Create suitable living environments

Outcome: Sustainability

Matrix Code: Public Facilities and Improvement  
(General) (03)

National Objective: LMC

**Initial Funding Date:** 08/09/2013

**Financing**

Funded Amount: 8,799.68

Drawn Thru Program Year: 8,799.68

Drawn In Program Year: 8,799.68

**Description:**

Eligible capital improvements for a transitional living facility serving low and extremely low-income women and their children.

**Proposed Accomplishments**

Public Facilities : 1

**Actual Accomplishments**

*Number assisted:*

Owner		Renter		Total		Person	
Total	Hispanic	Total	Hispanic	Total	Hispanic	Total	Hispanic



White:	0	0	0	0	0	0	11	1
Black/African American:	0	0	0	0	0	0	0	0
Asian:	0	0	0	0	0	0	0	0
American Indian/Alaskan Native:	0	0	0	0	0	0	1	0
Native Hawaiian/Other Pacific Islander:	0	0	0	0	0	0	2	0
American Indian/Alaskan Native & White:	0	0	0	0	0	0	1	0
Asian White:	0	0	0	0	0	0	0	0
Black/African American & White:	0	0	0	0	0	0	1	0
American Indian/Alaskan Native & Black/African American:	0	0	0	0	0	0	0	0
Other multi-racial:	0	0	0	0	0	0	0	0
Asian/Pacific Islander:	0	0	0	0	0	0	0	0
Hispanic:	0	0	0	0	0	0	0	0
<b>Total:</b>	<b>0</b>	<b>0</b>	<b>0</b>	<b>0</b>	<b>0</b>	<b>0</b>	<b>16</b>	<b>1</b>

Female-headed Households: 0 0 0

*Income Category:*

	Owner	Renter	Total	Person
Extremely Low	0	0	0	16
Low Mod	0	0	0	0
Moderate	0	0	0	0
Non Low Moderate	0	0	0	0
Total	0	0	0	16
Percent Low/Mod				100.0%

**Annual Accomplishments**

Years	Accomplishment Narrative	# Benefitting
-------	--------------------------	---------------

2013 The downstairs bathroom was remodeled and an oven was purchased and installed.

**PGM Year:** 2008

**Project:** 0012 - CITY-WIDE STREET PAVING

**IDIS Activity:** 3882 - City-Wide Street Paving

Status: Completed 10/8/2013 5:05:27 PM

Location: TBD Spokane, WA 99201

Objective: Create suitable living environments

Outcome: Availability/accessibility

Matrix Code: Street Improvements (03K)

National Objective: LMA

**Initial Funding Date:** 08/14/2013

**Financing**

Funded Amount: 223,419.00

Drawn Thru Program Year: 223,419.00

Drawn In Program Year: 223,419.00

**Proposed Accomplishments**

People (General) : 100

**Description:**

Assessment assistance for low and moderate income property owners for street improvements, including curbing and sidewalks, as prioritized by the Community Development Board.  
Funds will also be used to pay 13 of the total project cost in locations qualified for area benefit.

Total Population in Service Area: 1,000  
Census Tract Percent Low / Mod: 64.90

#### Annual Accomplishments

Years	Accomplishment Narrative	# Benefitting
2013	During the 2013 program year, payment was made for the following LID projects: 2009163, 2010042, 2010134 and 2011082. One of the LIDs qualified on CT/BG basis, one assessment for a LMI HH was paid in another LID, and 2 LIDs qualified based on survey data.	

**PGM Year:** 2009

**Project:** 0011 - CITY-WIDE STREET PAVING

**IDIS Activity:** 3885 - City-Wide Street Paving

Status: Completed 4/15/2014 2:13:42 PM

Location: VARIOUS Spokane, WA 99201

Objective: Create suitable living environments

Outcome: Availability/accessibility

Matrix Code: Street Improvements (03K)

National Objective: LMA

**Initial Funding Date:** 08/14/2013

#### Financing

Funded Amount: 125,046.00

Drawn Thru Program Year: 125,046.00

Drawn In Program Year: 125,046.00

#### Description:

Assessment assistance for low and moderate income property owners for street improvements, including curbing and sidewalks, as prioritized by the Community Development Board.

Funds will also be used to pay 13 of the total project cost in locations qualified for area benefit.

#### Proposed Accomplishments

People (General) : 275

Total Population in Service Area: 147

Census Tract Percent Low / Mod: 51.00

#### Annual Accomplishments

Years	Accomplishment Narrative	# Benefitting
2009		
2013	A total of 760 linear feet were paved from 15th to 14th Aves-Chestnut to Inland Empire Way.	

**PGM Year:** 2012

**Project:** 0080 - Women's Hearth Building Improvements

**IDIS Activity:** 3898 - Women's Hearth Improvements (Roof)

Status: Open

Location: 920 W 2nd Ave Spokane, WA 99201-4502

Objective: Create suitable living environments

Outcome: Availability/accessibility

Matrix Code: Neighborhood Facilities (03E)

National Objective: LMC

**Initial Funding Date:** 10/25/2013

#### Financing

Funded Amount: 5,500.00

Drawn Thru Program Year: 4,674.10

Drawn In Program Year: 4,674.10

#### Description:

Replacement of a failing roof.

#### Proposed Accomplishments

## Actual Accomplishments

Number assisted:

	Owner		Renter		Total		Person	
	Total	Hispanic	Total	Hispanic	Total	Hispanic	Total	Hispanic
White:	0	0	0	0	0	0		0
Black/African American:	0	0	0	0	0	0	0	0
Asian:	0	0	0	0	0	0	0	0
American Indian/Alaskan Native:	0	0	0	0	0	0	0	0
Native Hawaiian/Other Pacific Islander:	0	0	0	0	0	0	0	0
American Indian/Alaskan Native & White:	0	0	0	0	0	0	0	0
Asian White:	0	0	0	0	0	0	0	0
Black/African American & White:	0	0	0	0	0	0	0	0
American Indian/Alaskan Native & Black/African American:	0	0	0	0	0	0	0	0
Other multi-racial:	0	0	0	0	0	0	0	0
Asian/Pacific Islander:	0	0	0	0	0	0	0	0
Hispanic:	0	0	0	0	0	0	0	0
<b>Total:</b>	<b>0</b>	<b>0</b>	<b>0</b>	<b>0</b>	<b>0</b>	<b>0</b>	<b>0</b>	<b>0</b>
Female-headed Households:	0		0		0			

Income Category:

	Owner	Renter	Total	Person
Extremely Low	0	0	0	0
Low Mod	0	0	0	0
Moderate	0	0	0	0
Non Low Moderate	0	0	0	0
Total	0	0	0	0
Percent Low/Mod				

## Annual Accomplishments

Years	Accomplishment Narrative	# Benefitting
2013	Exterior repairs were made to our building's roof, coping caps, and parapet wall to prevent further leaks. Benefit is reported under activity #3915.	

PGM Year: 2013

Project: 0066 - West Central Community Center Youth Program

IDIS Activity: 3899 - WCCC Youth Program

Status: Open

Location: 1603 N Belt St Spokane, WA 99205-4038

Objective: Create suitable living environments

Outcome: Availability/accessibility

Matrix Code: Public Services (General) (05)

National Objective: LMC

Initial Funding Date: 11/01/2013

### Financing

Funded Amount: 10,000.00

Drawn Thru Program Year: 7,481.00

### Description:

The youth program provides a positive youth development childcare program that teaches character development, positive decision making skills and numerous recreational and educational opportunities. The program provides a safe nurturing place where parents can send their children.

Drawn In Program Year: 7,481.00

## Proposed Accomplishments

People (General) : 64

## Actual Accomplishments

Number assisted:

	Owner		Renter		Total		Person	
	Total	Hispanic	Total	Hispanic	Total	Hispanic	Total	Hispanic
White:	0	0	0	0	0	0	249	0
Black/African American:	0	0	0	0	0	0	20	0
Asian:	0	0	0	0	0	0	7	0
American Indian/Alaskan Native:	0	0	0	0	0	0	17	0
Native Hawaiian/Other Pacific Islander:	0	0	0	0	0	0	3	0
American Indian/Alaskan Native & White:	0	0	0	0	0	0	7	0
Asian White:	0	0	0	0	0	0	4	0
Black/African American & White:	0	0	0	0	0	0	20	0
American Indian/Alaskan Native & Black/African American:	0	0	0	0	0	0	2	0
Other multi-racial:	0	0	0	0	0	0	30	16
Asian/Pacific Islander:	0	0	0	0	0	0	0	0
Hispanic:	0	0	0	0	0	0	0	0
<b>Total:</b>	<b>0</b>	<b>0</b>	<b>0</b>	<b>0</b>	<b>0</b>	<b>0</b>	<b>359</b>	<b>16</b>
Female-headed Households:	0		0		0			

Income Category:

	Owner	Renter	Total	Person
Extremely Low	0	0	0	234
Low Mod	0	0	0	105
Moderate	0	0	0	17
Non Low Moderate	0	0	0	3
Total	0	0	0	359
Percent Low/Mod				99.2%

## Annual Accomplishments

Years	Accomplishment Narrative	# Benefitting
2013	The program launched with 59 participants but has quickly grown to serve well over 200. The WCCC Youth program provided supervised recreation activities for low to moderate income households.	

PGM Year: 2013

Project: 0067 - YFA Connections

IDIS Activity: 3900 - YFA Connections

Status: Completed 4/15/2014 2:17:23 PM

Location: 22 S Thor St Spokane, WA 99202-4855

Objective: Create suitable living environments

Outcome: Availability/accessibility

Matrix Code: Substance Abuse Services (05F)

National Objective: LMC



Initial Funding Date: 11/01/2013

**Financing**

Funded Amount: 5,000.00

Drawn Thru Program Year: 5,000.00

Drawn In Program Year: 5,000.00

**Proposed Accomplishments**

People (General) : 312

**Actual Accomplishments**

Number assisted:

	Owner		Renter		Total		Person	
	Total	Hispanic	Total	Hispanic	Total	Hispanic	Total	Hispanic
White:	0	0	0	0	0	0	184	2
Black/African American:	0	0	0	0	0	0	7	0
Asian:	0	0	0	0	0	0	0	0
American Indian/Alaskan Native:	0	0	0	0	0	0	10	0
Native Hawaiian/Other Pacific Islander:	0	0	0	0	0	0	1	0
American Indian/Alaskan Native & White:	0	0	0	0	0	0	2	0
Asian White:	0	0	0	0	0	0	0	0
Black/African American & White:	0	0	0	0	0	0	2	0
American Indian/Alaskan Native & Black/African American:	0	0	0	0	0	0	1	0
Other multi-racial:	0	0	0	0	0	0	8	4
Asian/Pacific Islander:	0	0	0	0	0	0	0	0
Hispanic:	0	0	0	0	0	0	0	0
<b>Total:</b>	<b>0</b>	<b>0</b>	<b>0</b>	<b>0</b>	<b>0</b>	<b>0</b>	<b>215</b>	<b>6</b>
Female-headed Households:	0		0		0			

Income Category:

	Owner	Renter	Total	Person
Extremely Low	0	0	0	215
Low Mod	0	0	0	0
Moderate	0	0	0	0
Non Low Moderate	0	0	0	0
Total	0	0	0	215
Percent Low/Mod				100.0%

**Annual Accomplishments**

Years	Accomplishment Narrative	# Benefitting
2013	Program provided over 12,437 hours of outpatient treatment counseling and supportive services to at need youth during the reporting period.	
PGM Year:	2013	
Project:	0064 - VOA Hope House Emergency Shelter	
IDIS Activity:	3901 - VOA Hope House Emergency Shelter	

Status: Open  
 Location: 111 W 3rd Ave Spokane, WA 99201-3614

Objective: Create suitable living environments  
 Outcome: Availability/accessibility  
 Matrix Code: Public Services (General) (05)

National Objective: LMC

Initial Funding Date: 11/01/2013

#### Financing

Funded Amount: 5,000.00  
 Drawn Thru Program Year: 4,928.11  
 Drawn In Program Year: 4,928.11

#### Proposed Accomplishments

People (General) : 75

#### Actual Accomplishments

Number assisted:

	Owner		Renter		Total		Person	
	Total	Hispanic	Total	Hispanic	Total	Hispanic	Total	Hispanic
White:	0	0	0	0	0	0	115	6
Black/African American:	0	0	0	0	0	0	7	0
Asian:	0	0	0	0	0	0	1	0
American Indian/Alaskan Native:	0	0	0	0	0	0	19	0
Native Hawaiian/Other Pacific Islander:	0	0	0	0	0	0	1	0
American Indian/Alaskan Native & White:	0	0	0	0	0	0	0	0
Asian White:	0	0	0	0	0	0	0	0
Black/African American & White:	0	0	0	0	0	0	0	0
American Indian/Alaskan Native & Black/African American:	0	0	0	0	0	0	0	0
Other multi-racial:	0	0	0	0	0	0	10	0
Asian/Pacific Islander:	0	0	0	0	0	0	0	0
Hispanic:	0	0	0	0	0	0	0	0
<b>Total:</b>	<b>0</b>	<b>0</b>	<b>0</b>	<b>0</b>	<b>0</b>	<b>0</b>	<b>153</b>	<b>6</b>
Female-headed Households:	0		0		0			

Income Category:

	Owner	Renter	Total	Person
Extremely Low	0	0	0	149
Low Mod	0	0	0	4
Moderate	0	0	0	0
Non Low Moderate	0	0	0	0
Total	0	0	0	153
Percent Low/Mod				100.0%

#### Annual Accomplishments

Years	Accomplishment Narrative	# Benefitting
-------	--------------------------	---------------

2013 The program had several noteworthy accomplishments during the operating year, including: the connection of 20 clients to primary care doctors and other medical care programs; approximately 15 referrals a week to local service providers (e.g. mental health, domestic violence assistance, chemical dependency, job skills, etc.). The program also connected 11 clients with permanent housing. All of this was achieved with one part time case manager, who worked approximately 16 hours per week.

**PGM Year:** 2013  
**Project:** 0036 - Open Gate Homeless Services  
**IDIS Activity:** 3902 - Open Gate Re-entry Resource Center

**Status:** Open  
**Location:** 218 S Howard St Spokane, WA 99201-4419

**Objective:** Create suitable living environments

**Outcome:** Availability/accessibility

**Matrix Code:** Public Services (General) (05)

**National Objective:** LMC

**Initial Funding Date:** 11/01/2013

#### Financing

Funded Amount: 5,000.00

Drawn Thru Program Year: 5,000.00

Drawn In Program Year: 5,000.00

#### Description:

Open Gate provides a clean and sober house for ex-offenders exiting the Washington State Prison System.

Services provided will include case management and referrals.

#### Proposed Accomplishments

People (General) : 12

#### Actual Accomplishments

##### Number assisted:

	Owner		Renter		Total		Person	
	Total	Hispanic	Total	Hispanic	Total	Hispanic	Total	Hispanic
White:	0	0	0	0	0	0	279	20
Black/African American:	0	0	0	0	0	0	11	0
Asian:	0	0	0	0	0	0	0	0
American Indian/Alaskan Native:	0	0	0	0	0	0	2	0
Native Hawaiian/Other Pacific Islander:	0	0	0	0	0	0	1	0
American Indian/Alaskan Native & White:	0	0	0	0	0	0	8	0
Asian White:	0	0	0	0	0	0	0	0
Black/African American & White:	0	0	0	0	0	0	0	0
American Indian/Alaskan Native & Black/African American:	0	0	0	0	0	0	0	0
Other multi-racial:	0	0	0	0	0	0	1	0
Asian/Pacific Islander:	0	0	0	0	0	0	0	0
Hispanic:	0	0	0	0	0	0	0	0
<b>Total:</b>	<b>0</b>	<b>0</b>	<b>0</b>	<b>0</b>	<b>0</b>	<b>0</b>	<b>302</b>	<b>20</b>
Female-headed Households:	0		0		0			

##### Income Category:

	Owner	Renter	Total	Person
Extremely Low	0	0	0	302
Low Mod	0	0	0	0

Moderate	0	0	0	0
Non Low Moderate	0	0	0	0
Total	0	0	0	302
Percent Low/Mod				100.0%

#### Annual Accomplishments

Years	Accomplishment Narrative	# Benefitting
-------	--------------------------	---------------

2013      Opendate has provided intakes, transportation, assisted with ID's and bus passes, and some with transitional housing. We conduct pre-release planning up to six months prior to release, and also provide needed Responsible Renter classes and MRT to those who qualify for re-entry housing.

**PGM Year:** 2013

**Project:** 0055 - St. Margaret's Furniture Bank

**IDIS Activity:** 3903 - St. Margaret's Community Warehouse

Status: Completed 2/11/2014 5:10:01 PM

Location: 919 E Trent Ave Spokane, WA 99202-2160

Objective: Create suitable living environments

Outcome: Availability/accessibility

Matrix Code: Public Services (General) (05)

National Objective: LMC

**Initial Funding Date:** 11/05/2013

#### Financing

Funded Amount: 7,500.00

Drawn Thru Program Year: 7,500.00

Drawn In Program Year: 7,500.00

#### Description:

Community Warehouse collects and redistributes donated furniture and domestic items to low-income families in the Spokane community in order to provide basic household needs to maintain their housing.

#### Proposed Accomplishments

People (General) : 1,400

#### Actual Accomplishments

Number assisted:

	Owner		Renter		Total		Person	
	Total	Hispanic	Total	Hispanic	Total	Hispanic	Total	Hispanic
White:	0	0	0	0	0	0	376	0
Black/African American:	0	0	0	0	0	0	86	0
Asian:	0	0	0	0	0	0	1	0
American Indian/Alaskan Native:	0	0	0	0	0	0	54	0
Native Hawaiian/Other Pacific Islander:	0	0	0	0	0	0	1	0
American Indian/Alaskan Native & White:	0	0	0	0	0	0	5	0
Asian White:	0	0	0	0	0	0	0	0
Black/African American & White:	0	0	0	0	0	0	3	0
American Indian/Alaskan Native & Black/African American:	0	0	0	0	0	0	10	0
Other multi-racial:	0	0	0	0	0	0	85	33
Asian/Pacific Islander:	0	0	0	0	0	0	0	0
Hispanic:	0	0	0	0	0	0	0	0
<b>Total:</b>	<b>0</b>	<b>0</b>	<b>0</b>	<b>0</b>	<b>0</b>	<b>0</b>	<b>621</b>	<b>33</b>
Female-headed Households:	0		0		0			



Income Category:

	Owner	Renter	Total	Person
Extremely Low	0	0	0	592
Low Mod	0	0	0	29
Moderate	0	0	0	0
Non Low Moderate	0	0	0	0
Total	0	0	0	621
Percent Low/Mod				100.0%

Annual Accomplishments

Years	Accomplishment Narrative	# Benefitting
2013	<p>The furniture bank served approximately 800 households during the operating year. In order to accomplish this program staff work with over 20 different social service agencies to identify those most in need. Besides supplying much needed furnishings, the program also affords college work study students and participants in other job training programs the opportunity to learn valuable skills including: inventory processing, product delivery and pickup, warehouse operations, and clerical support.</p> <p>In January 2014 the program opened an actual furniture retail store, Furnishings for Hope, which sells surplus used and new items to the general public. All profits will be used to support the program's extremely low to low income services and will go a long way towards making the program self sufficient. Currently the program operates with minimal staffing. There is only two full time staff, two volunteers, and a little over a dozen in work study/job skills development programs. Furnishings for Hope is a social enterprise and is open to the community, with all proceeds supporting the Furniture Bank.</p>	

PGM Year: 2013

Project: 0063 - VOA Crosswalk

IDIS Activity: 3904 - VOA Crosswalk

Status: Completed 6/9/2014 10:23:43 AM

Location: 525 W 2nd Ave Spokane, WA 99201-4301

Objective: Create suitable living environments

Outcome: Availability/accessibility

Matrix Code: Public Services (General) (05)

National Objective: LMC

Initial Funding Date: 11/05/2013

Financing

Funded Amount: 5,000.00

Drawn Thru Program Year: 5,000.00

Drawn In Program Year: 5,000.00

Description:

Operating support for an emergency shelter that serves youth ages 13-17.

Services provided include shelter, meals, clothing, showers, family reconciliation, education, medical and mental health care, life skills and self sufficiency classes.

Proposed Accomplishments

People (General) : 100

Actual Accomplishments

Number assisted:

	Owner		Renter		Total		Person	
	Total	Hispanic	Total	Hispanic	Total	Hispanic	Total	Hispanic
White:	0	0	0	0	0	0	32	2
Black/African American:	0	0	0	0	0	0	1	0
Asian:	0	0	0	0	0	0	1	0
American Indian/Alaskan Native:	0	0	0	0	0	0	7	0
Native Hawaiian/Other Pacific Islander:	0	0	0	0	0	0	0	0

American Indian/Alaskan Native & White:	0	0	0	0	0	0	1	0
Asian White:	0	0	0	0	0	0	1	0
Black/African American & White:	0	0	0	0	0	0	0	0
American Indian/Alaskan Native & Black/African American:	0	0	0	0	0	0	0	0
Other multi-racial:	0	0	0	0	0	0	5	0
Asian/Pacific Islander:	0	0	0	0	0	0	0	0
Hispanic:	0	0	0	0	0	0	0	0
<b>Total:</b>	<b>0</b>	<b>0</b>	<b>0</b>	<b>0</b>	<b>0</b>	<b>0</b>	<b>48</b>	<b>2</b>

Female-headed Households: 0 0 0

*Income Category:*

	Owner	Renter	Total	Person
Extremely Low	0	0	0	48
Low Mod	0	0	0	0
Moderate	0	0	0	0
Non Low Moderate	0	0	0	0
Total	0	0	0	48
Percent Low/Mod				100.0%

**Annual Accomplishments**

Years	Accomplishment Narrative	# Benefitting
-------	--------------------------	---------------

2013 Emergency services were provided to 588 youths; another 5117 received meals. A total of 49 youths were provided shelter, for a total of 1085 bed nights. 55 clients received case management services and 53 were provided medical services through the program's nurse practitioner.

**PGM Year:** 2013

**Project:** 0008 - Blessings Under the Bridge Homeless Assistance

**IDIS Activity:** 3905 - Blessings under the Bridge Homeless Assistance

Status: Completed 4/15/2014 2:18:33 PM

Location: 1908 W Northwest Blvd Spokane, WA 99205-3713

Objective: Create suitable living environments

Outcome: Availability/accessibility

Matrix Code: Public Services (General) (05)

National Objective: LMC

**Initial Funding Date:** 03/25/2014

**Financing**

Funded Amount: 5,000.00

Drawn Thru Program Year: 5,000.00

Drawn In Program Year: 5,000.00

**Description:**

A program that distributes food and warm clothing and blankets to the homeless populstion located under various bridges along 3rd avenue in downtown Spokane.

**Proposed Accomplishments**

People (General) : 10,400

**Actual Accomplishments**

*Number assisted:*

Owner		Renter		Total		Person	
Total	Hispanic	Total	Hispanic	Total	Hispanic	Total	Hispanic

White:	0	0	0	0	0	0	52	2
Black/African American:	0	0	0	0	0	0	8	0
Asian:	0	0	0	0	0	0	1	0
American Indian/Alaskan Native:	0	0	0	0	0	0	4	0
Native Hawaiian/Other Pacific Islander:	0	0	0	0	0	0	2	0
American Indian/Alaskan Native & White:	0	0	0	0	0	0	2	0
Asian White:	0	0	0	0	0	0	0	0
Black/African American & White:	0	0	0	0	0	0	1	0
American Indian/Alaskan Native & Black/African American:	0	0	0	0	0	0	2	0
Other multi-racial:	0	0	0	0	0	0	69	0
Asian/Pacific Islander:	0	0	0	0	0	0	0	0
Hispanic:	0	0	0	0	0	0	0	0
<b>Total:</b>	<b>0</b>	<b>0</b>	<b>0</b>	<b>0</b>	<b>0</b>	<b>0</b>	<b>141</b>	<b>2</b>

Female-headed Households: 0 0 0 0

Income Category:

	Owner	Renter	Total	Person
Extremely Low	0	0	0	141
Low Mod	0	0	0	0
Moderate	0	0	0	0
Non Low Moderate	0	0	0	0
Total	0	0	0	141
Percent Low/Mod				100.0%

Annual Accomplishments

Years	Accomplishment Narrative	# Benefitting
-------	--------------------------	---------------

2013 Between 170-200 meals are provided each week through the program.

PGM Year: 2013

Project: 0032 - Northeast Community Center Support

IDIS Activity: 3906 - Northeast Community Center Support

Status: Open

Location: 4001 N Cook St Spokane, WA 99207-5879

Objective: Create suitable living environments

Outcome: Availability/accessibility

Matrix Code: Public Services (General) (05)

National Objective: LMC

Initial Funding Date: 11/11/2013

Financing

Funded Amount: 85,000.00

Drawn Thru Program Year: 85,000.00

Drawn In Program Year: 85,000.00

Proposed Accomplishments

People (General) : 22,523

Description:

Operational support for a multi-purpose community center that leases space to a variety of non-profit public service organizations.

The Center also provides community meeting space, head start programs and childcare, library services, and a computer lab which is open to the public.

## Actual Accomplishments

### Number assisted:

	Owner		Renter		Total		Person	
	Total	Hispanic	Total	Hispanic	Total	Hispanic	Total	Hispanic
White:	0	0	0	0	0	0	8,281	155
Black/African American:	0	0	0	0	0	0	1,390	5
Asian:	0	0	0	0	0	0	287	2
American Indian/Alaskan Native:	0	0	0	0	0	0	499	55
Native Hawaiian/Other Pacific Islander:	0	0	0	0	0	0	479	6
American Indian/Alaskan Native & White:	0	0	0	0	0	0	99	0
Asian White:	0	0	0	0	0	0	13	0
Black/African American & White:	0	0	0	0	0	0	355	0
American Indian/Alaskan Native & Black/African American:	0	0	0	0	0	0	31	1
Other multi-racial:	0	0	0	0	0	0	1,454	255
Asian/Pacific Islander:	0	0	0	0	0	0	0	0
Hispanic:	0	0	0	0	0	0	0	0
<b>Total:</b>	<b>0</b>	<b>0</b>	<b>0</b>	<b>0</b>	<b>0</b>	<b>0</b>	<b>12,888</b>	<b>479</b>
Female-headed Households:	0		0		0			

### Income Category:

	Owner	Renter	Total	Person
Extremely Low	0	0	0	8,893
Low Mod	0	0	0	2,880
Moderate	0	0	0	991
Non Low Moderate	0	0	0	124
Total	0	0	0	12,888
Percent Low/Mod				99.0%

## Annual Accomplishments

Years	Accomplishment Narrative	# Benefitting
2013	To date the program has enjoyed a number of accomplishments, to include: a free lunch program through the NE Child Development Center, a clothing drive, a new yoga class and related social activities through the Senior Center, a non-food pantry offered each month, the opening of a new Family Health Clinic/Pharmacy, which means prescriptions can now be filled for patients of the Riverstone Medical/Dental Center. Staff also assisted numerous clients navigate the Washington State Health Benefit Exchange and implemented the Refugee Screening Program: 500 more clients are now covered with the new health plan. Program staff also reported that the Head Start program frequently ran at full capacity! The Incredible Years Parenting program served 3 families, which resulted in the reunification of each family with dependents. Finally, in an effort to address adverse weather conditions in the area, the Coats for Kids program distributed coats from October 21st through November 1st.	
<b>PGM Year:</b>	2013	
<b>Project:</b>	0065 - West Central Community Center Support	
<b>IDIS Activity:</b>	3907 - West Central Community Center Support	
Status:	Open	Objective: Create suitable living environments
Location:	1603 N Belt St Spokane, WA 99205-4038	Outcome: Availability/accessibility
		Matrix Code: Public Services (General) (05)
		National Objective: LMC



Initial Funding Date: 11/11/2013

**Financing**

Funded Amount: 70,000.00

Drawn Thru Program Year: 44,144.00

Drawn In Program Year: 44,144.00

**Proposed Accomplishments**

People (General) : 2,088

**Actual Accomplishments**

Number assisted:

	Owner		Renter		Total		Person	
	Total	Hispanic	Total	Hispanic	Total	Hispanic	Total	Hispanic
White:	0	0	0	0	0	0	190	0
Black/African American:	0	0	0	0	0	0	10	0
Asian:	0	0	0	0	0	0	3	0
American Indian/Alaskan Native:	0	0	0	0	0	0	9	0
Native Hawaiian/Other Pacific Islander:	0	0	0	0	0	0	2	0
American Indian/Alaskan Native & White:	0	0	0	0	0	0	4	0
Asian White:	0	0	0	0	0	0	2	0
Black/African American & White:	0	0	0	0	0	0	11	0
American Indian/Alaskan Native & Black/African American:	0	0	0	0	0	0	2	0
Other multi-racial:	0	0	0	0	0	0	18	16
Asian/Pacific Islander:	0	0	0	0	0	0	0	0
Hispanic:	0	0	0	0	0	0	0	0
<b>Total:</b>	<b>0</b>	<b>0</b>	<b>0</b>	<b>0</b>	<b>0</b>	<b>0</b>	<b>251</b>	<b>16</b>
Female-headed Households:	0		0		0			

Income Category:

	Owner	Renter	Total	Person
Extremely Low	0	0	0	170
Low Mod	0	0	0	71
Moderate	0	0	0	8
Non Low Moderate	0	0	0	2
Total	0	0	0	251
Percent Low/Mod				99.2%

**Annual Accomplishments**

Years	Accomplishment Narrative	# Benefitting
2013	The program provided services for school age youth before and after school. Among other noteworthy accomplishments, the program has consistently maintained a caseload of 50 clients over projections.	
<b>PGM Year:</b>	2013	
<b>Project:</b>	0017 - ECCO Senior Program	
<b>IDIS Activity:</b>	3908 - ECCO Senior Program	

**Description:**

Operational support for a multi-purpose community center that provides a variety of public services to include children't beforeafter school programs, recreation activities and community meeting space.

Status: Open  
 Location: 500 S Stone St Spokane, WA 99202-4150

Objective: Create suitable living environments  
 Outcome: Availability/accessibility  
 Matrix Code: Senior Services (05A)

National Objective: LMC

Initial Funding Date: 11/13/2013

**Financing**

Funded Amount: 5,000.00  
 Drawn Thru Program Year: 5,000.00  
 Drawn In Program Year: 5,000.00

**Proposed Accomplishments**

People (General) : 720

**Actual Accomplishments**

Number assisted:

	Owner		Renter		Total		Person	
	Total	Hispanic	Total	Hispanic	Total	Hispanic	Total	Hispanic
White:	0	0	0	0	0	0	32	0
Black/African American:	0	0	0	0	0	0	17	0
Asian:	0	0	0	0	0	0	0	0
American Indian/Alaskan Native:	0	0	0	0	0	0	0	0
Native Hawaiian/Other Pacific Islander:	0	0	0	0	0	0	7	0
American Indian/Alaskan Native & White:	0	0	0	0	0	0	0	0
Asian White:	0	0	0	0	0	0	0	0
Black/African American & White:	0	0	0	0	0	0	0	0
American Indian/Alaskan Native & Black/African American:	0	0	0	0	0	0	2	0
Other multi-racial:	0	0	0	0	0	0	1	0
Asian/Pacific Islander:	0	0	0	0	0	0	0	0
Hispanic:	0	0	0	0	0	0	0	0
<b>Total:</b>	<b>0</b>	<b>0</b>	<b>0</b>	<b>0</b>	<b>0</b>	<b>0</b>	<b>59</b>	<b>0</b>
Female-headed Households:	0		0		0			

Income Category:

	Owner	Renter	Total	Person
Extremely Low	0	0	0	50
Low Mod	0	0	0	8
Moderate	0	0	0	1
Non Low Moderate	0	0	0	0
Total	0	0	0	59
Percent Low/Mod				100.0%

**Annual Accomplishments**

Years	Accomplishment Narrative	# Benefitting
2013	The senior program provided a wide range of life enrichment activities for seniors, to include: bingo, arts and crafts, access to the computer lab, dominos, zumba, fishing, pinochle, trips to the zoo, bowling, trips to the park, shopping, and other local community events.	

**PGM Year:** 2013  
**Project:** 0015 - ECCO Computer Lab Program  
**IDIS Activity:** 3909 - ECCO Computer Lab

**Status:** Open  
**Location:** 500 S Stone St Spokane, WA 99202-4150

**Objective:** Create suitable living environments  
**Outcome:** Availability/accessibility  
**Matrix Code:** Public Services (General) (05)

**National Objective:** LMC

**Initial Funding Date:** 11/13/2013

**Financing**

Funded Amount: 5,000.00  
 Drawn Thru Program Year: 5,000.00  
 Drawn In Program Year: 5,000.00

**Proposed Accomplishments**

People (General) : 2,837

**Actual Accomplishments**

*Number assisted:*

	<b>Owner</b>		<b>Renter</b>		<b>Total</b>		<b>Person</b>	
	Total	Hispanic	Total	Hispanic	Total	Hispanic	Total	Hispanic
White:	0	0	0	0	0	0	43	0
Black/African American:	0	0	0	0	0	0	7	0
Asian:	0	0	0	0	0	0	1	0
American Indian/Alaskan Native:	0	0	0	0	0	0	0	0
Native Hawaiian/Other Pacific Islander:	0	0	0	0	0	0	0	0
American Indian/Alaskan Native & White:	0	0	0	0	0	0	0	0
Asian White:	0	0	0	0	0	0	0	0
Black/African American & White:	0	0	0	0	0	0	2	0
American Indian/Alaskan Native & Black/African American:	0	0	0	0	0	0	0	0
Other multi-racial:	0	0	0	0	0	0	10	6
Asian/Pacific Islander:	0	0	0	0	0	0	0	0
Hispanic:	0	0	0	0	0	0	0	0
<b>Total:</b>	<b>0</b>	<b>0</b>	<b>0</b>	<b>0</b>	<b>0</b>	<b>0</b>	<b>63</b>	<b>6</b>
Female-headed Households:	0		0		0			

*Income Category:*

	<b>Owner</b>	<b>Renter</b>	<b>Total</b>	<b>Person</b>
Extremely Low	0	0	0	63
Low Mod	0	0	0	0
Moderate	0	0	0	0
Non Low Moderate	0	0	0	0
Total	0	0	0	63
Percent Low/Mod				100.0%

## Annual Accomplishments

Years	Accomplishment Narrative	# Benefitting
2013	This program provided computer access to low income individuals and families. It has been well established that access to a computer, and the internet, is critical when seeking out employment and/or educational opportunities.	

**PGM Year:** 2013

**Project:** 0040 - Peaceful Valley Community Center Youth Program

**IDIS Activity:** 3910 - PVCC Youth Program

Status: Completed 6/9/2014 10:24:26 AM

Location: 214 N Cedar St Spokane, WA 99201-1201

Objective: Create suitable living environments

Outcome: Availability/accessibility

Matrix Code: Youth Services (05D)

National Objective: LMC

**Initial Funding Date:** 11/13/2013

### Financing

Funded Amount: 10,000.00

Drawn Thru Program Year: 10,000.00

Drawn In Program Year: 510.41

### Description:

Recreational opportunities and education for children at the Center and the surrounding neighborhoods. After school and summer activities include, but are not limited to, outdoor and community based activities.

### Proposed Accomplishments

People (General) : 50

### Actual Accomplishments

Number assisted:

	Owner		Renter		Total		Person	
	Total	Hispanic	Total	Hispanic	Total	Hispanic	Total	Hispanic
White:	0	0	0	0	0	0	27	0
Black/African American:	0	0	0	0	0	0	5	0
Asian:	0	0	0	0	0	0	3	0
American Indian/Alaskan Native:	0	0	0	0	0	0	2	0
Native Hawaiian/Other Pacific Islander:	0	0	0	0	0	0	0	0
American Indian/Alaskan Native & White:	0	0	0	0	0	0	0	0
Asian White:	0	0	0	0	0	0	1	0
Black/African American & White:	0	0	0	0	0	0	1	0
American Indian/Alaskan Native & Black/African American:	0	0	0	0	0	0	0	0
Other multi-racial:	0	0	0	0	0	0	21	6
Asian/Pacific Islander:	0	0	0	0	0	0	0	0
Hispanic:	0	0	0	0	0	0	0	0
<b>Total:</b>	<b>0</b>	<b>0</b>	<b>0</b>	<b>0</b>	<b>0</b>	<b>0</b>	<b>60</b>	<b>6</b>
Female-headed Households:	0		0		0			

Income Category:

	Owner	Renter	Total	Person
Extremely Low	0	0	0	57
Low Mod	0	0	0	3
Moderate	0	0	0	0



Non Low Moderate	0	0	0	0
Total	0	0	0	60
Percent Low/Mod				100.0%

#### Annual Accomplishments

Years	Accomplishment Narrative	# Benefitting
-------	--------------------------	---------------

2013	The program provided the following services during the operating period: weekly library trips, a monthly Food Sense program - which is a program designed to increase self-sufficiency, weekly outings to local pools, weekly boy scouts activities, weekly trips to the Jackson Sports Academy - which is a program that provides athletic training, canoe trips, and other numerous activities at the center (e.g. football, kickball, basketball.)	
------	---	--

**PGM Year:** 2013

**Project:** 0050 - Spokane COPS

**IDIS Activity:** 3911 - Spokane COPS

**Status:** Open

**Location:** Various Spokane, WA 99201

**Objective:** Create suitable living environments

**Outcome:** Availability/accessibility

**Matrix Code:** Crime Awareness (05I)

**National Objective:** LMA

**Initial Funding Date:** 11/13/2013

#### Financing

Funded Amount: 5,000.00

Drawn Thru Program Year: 4,996.10

Drawn In Program Year: 4,996.10

#### Description:

Crime Awareness and prevention education resources and referrals through the following neighborhood COPSshops:NeVaWood, Logan, North Central, East Central, COPS West, COPS Greater Spokane.

#### Proposed Accomplishments

People (General) : 1,000

Total Population in Service Area: 13,013

Census Tract Percent Low / Mod: 57.60

#### Annual Accomplishments

Years	Accomplishment Narrative	# Benefitting
-------	--------------------------	---------------

2013	A crime awareness program was conducted.	
------	--	--

**PGM Year:** 2013

**Project:** 0018 - ECCO Youth Program

**IDIS Activity:** 3912 - ECCO Youth Program

**Status:** Open

**Location:** 500 S Stone St Spokane, WA 99202-4150

**Objective:** Create suitable living environments

**Outcome:** Availability/accessibility

**Matrix Code:** Youth Services (05D)

**National Objective:** LMC

**Initial Funding Date:** 11/15/2013

#### Financing

Funded Amount: 10,000.00

Drawn Thru Program Year: 10,000.00

#### Description:

The youthteen program assists neighborhood youth by providing after school and summer activities which includes education, training, nutrition and physical fitness.

Drawn In Program Year: 10,000.00

### Proposed Accomplishments

People (General) : 3,500

### Actual Accomplishments

Number assisted:

	Owner		Renter		Total		Person	
	Total	Hispanic	Total	Hispanic	Total	Hispanic	Total	Hispanic
White:	0	0	0	0	0	0	278	27
Black/African American:	0	0	0	0	0	0	76	0
Asian:	0	0	0	0	0	0	48	0
American Indian/Alaskan Native:	0	0	0	0	0	0	101	0
Native Hawaiian/Other Pacific Islander:	0	0	0	0	0	0	46	0
American Indian/Alaskan Native & White:	0	0	0	0	0	0	0	0
Asian White:	0	0	0	0	0	0	0	0
Black/African American & White:	0	0	0	0	0	0	25	0
American Indian/Alaskan Native & Black/African American:	0	0	0	0	0	0	0	0
Other multi-racial:	0	0	0	0	0	0	0	0
Asian/Pacific Islander:	0	0	0	0	0	0	0	0
Hispanic:	0	0	0	0	0	0	0	0
<b>Total:</b>	<b>0</b>	<b>0</b>	<b>0</b>	<b>0</b>	<b>0</b>	<b>0</b>	<b>574</b>	<b>27</b>
Female-headed Households:	0		0		0			

Income Category:

	Owner	Renter	Total	Person
Extremely Low	0	0	0	230
Low Mod	0	0	0	214
Moderate	0	0	0	87
Non Low Moderate	0	0	0	43
Total	0	0	0	574
Percent Low/Mod				92.5%

### Annual Accomplishments

Years	Accomplishment Narrative	# Benefitting
2013	The ECCO Youth program provided a wide array of athletic activities for youth; in addition, the program provided free swimsuits to low income youth.	

PGM Year: 2013

Project: 0039 - Peaceful Valley Community Center Support

IDIS Activity: 3913 - PVCC Support

Status: Open

Location: 214 N Cedar St Spokane, WA 99201-1201

Objective: Create suitable living environments

Outcome: Availability/accessibility

Matrix Code: Public Services (General) (05)

National Objective: LMC

**Initial Funding Date:** 11/15/2013

**Financing**

Funded Amount: 30,000.00  
 Drawn Thru Program Year: 21,899.06  
 Drawn In Program Year: 12,071.40

**Description:**

Operational support for a multi-purpose community center that provides a variety of public services to include children's before/after school programs, senior programs, clothing/meal programs and recreation activities for low-income households.

**Proposed Accomplishments**

People (General) : 600

**Actual Accomplishments**

*Number assisted:*

	<b>Owner</b>		<b>Renter</b>		<b>Total</b>		<b>Person</b>	
	Total	Hispanic	Total	Hispanic	Total	Hispanic	Total	Hispanic
White:	0	0	0	0	0	0	485	54
Black/African American:	0	0	0	0	0	0	14	1
Asian:	0	0	0	0	0	0	0	0
American Indian/Alaskan Native:	0	0	0	0	0	0	36	0
Native Hawaiian/Other Pacific Islander:	0	0	0	0	0	0	1	0
American Indian/Alaskan Native & White:	0	0	0	0	0	0	8	0
Asian White:	0	0	0	0	0	0	5	0
Black/African American & White:	0	0	0	0	0	0	8	0
American Indian/Alaskan Native & Black/African American:	0	0	0	0	0	0	12	0
Other multi-racial:	0	0	0	0	0	0	73	15
Asian/Pacific Islander:	0	0	0	0	0	0	0	0
Hispanic:	0	0	0	0	0	0	0	0
<b>Total:</b>	<b>0</b>	<b>0</b>	<b>0</b>	<b>0</b>	<b>0</b>	<b>0</b>	<b>642</b>	<b>70</b>
Female-headed Households:	0		0		0			

*Income Category:*

	<b>Owner</b>	<b>Renter</b>	<b>Total</b>	<b>Person</b>
Extremely Low	0	0	0	642
Low Mod	0	0	0	0
Moderate	0	0	0	0
Non Low Moderate	0	0	0	0
Total	0	0	0	642
Percent Low/Mod				100.0%

**Annual Accomplishments**

<b>Years</b>	<b>Accomplishment Narrative</b>	<b># Benefitting</b>
2013	The following services were provided during the operating period: 33 days of food bank operation, 115 days of clothing bank operation, 140 days of services to the general public - including access to computers, meals, laundry services, news and current events - 8 outreach efforts to deliver food to those that were unable to come to the center, and 160 clients served through the Tree of Sharing program. Staff also facilitated four days of health care services through local providers and organized athletic and social events for participants.	

**PGM Year:** 2013  
**Project:** 0054 - SNAP Minor Home Repair  
**IDIS Activity:** 3914 - SNAP Minor Home Repair

**Status:** Open  
**Location:** Address Suppressed

**Objective:** Provide decent affordable housing

**Outcome:** Affordability

**Matrix Code:** Rehab; Single-Unit Residential (14A)

**National Objective:** LMH

**Initial Funding Date:** 11/15/2013

**Financing**

Funded Amount: 30,000.00

Drawn Thru Program Year: 22,972.84

Drawn In Program Year: 22,972.84

**Proposed Accomplishments**

Housing Units : 94

**Actual Accomplishments**

*Number assisted:*

	<b>Owner</b>		<b>Renter</b>		<b>Total</b>		<b>Person</b>	
	Total	Hispanic	Total	Hispanic	Total	Hispanic	Total	Hispanic
White:	58	0	0	0	58	0	0	0
Black/African American:	1	0	0	0	1	0	0	0
Asian:	1	0	0	0	1	0	0	0
American Indian/Alaskan Native:	2	0	0	0	2	0	0	0
Native Hawaiian/Other Pacific Islander:	0	0	0	0	0	0	0	0
American Indian/Alaskan Native & White:	1	0	0	0	1	0	0	0
Asian White:	0	0	0	0	0	0	0	0
Black/African American & White:	0	0	0	0	0	0	0	0
American Indian/Alaskan Native & Black/African American:	0	0	0	0	0	0	0	0
Other multi-racial:	3	2	0	0	3	2	0	0
Asian/Pacific Islander:	0	0	0	0	0	0	0	0
Hispanic:	0	0	0	0	0	0	0	0
<b>Total:</b>	<b>66</b>	<b>2</b>	<b>0</b>	<b>0</b>	<b>66</b>	<b>2</b>	<b>0</b>	<b>0</b>

Female-headed Households:	53	0	53
---------------------------	----	---	----

*Income Category:*

	<b>Owner</b>	<b>Renter</b>	<b>Total</b>	<b>Person</b>
Extremely Low	36	0	36	0
Low Mod	30	0	30	0
Moderate	0	0	0	0
Non Low Moderate	0	0	0	0
Total	66	0	66	0
Percent Low/Mod	100.0%		100.0%	



## Annual Accomplishments

Years	Accomplishment Narrative	# Benefitting
-------	--------------------------	---------------

2013 Health and safety related repairs were completed assisting more than 66 low-income households.

PGM Year: 2013

Project: 0061 - Transitions Women's Hearth

IDIS Activity: 3915 - Transitions Women's Hearth

Status: Open

Location: 3104 W Fort George Wright Dr Spokane, WA 99224-5203

Objective: Create suitable living environments

Outcome: Availability/accessibility

Matrix Code: Public Services (General) (05)

National Objective: LMC

Initial Funding Date: 11/15/2013

### Financing

Funded Amount: 15,000.00

Drawn Thru Program Year: 14,234.40

Drawn In Program Year: 14,234.40

### Description:

Women's Hearth is a day center which serves homeless and low income women.

The center provides outreach, case management, referral services, life skills, a computer lab and community building support groups.

### Proposed Accomplishments

People (General) : 900

### Actual Accomplishments

Number assisted:

	Owner		Renter		Total		Person	
	Total	Hispanic	Total	Hispanic	Total	Hispanic	Total	Hispanic
White:	0	0	0	0	0	0	778	36
Black/African American:	0	0	0	0	0	0	34	3
Asian:	0	0	0	0	0	0	8	0
American Indian/Alaskan Native:	0	0	0	0	0	0	73	9
Native Hawaiian/Other Pacific Islander:	0	0	0	0	0	0	9	4
American Indian/Alaskan Native & White:	0	0	0	0	0	0	21	1
Asian White:	0	0	0	0	0	0	3	0
Black/African American & White:	0	0	0	0	0	0	8	1
American Indian/Alaskan Native & Black/African American:	0	0	0	0	0	0	11	3
Other multi-racial:	0	0	0	0	0	0	30	13
Asian/Pacific Islander:	0	0	0	0	0	0	0	0
Hispanic:	0	0	0	0	0	0	0	0
<b>Total:</b>	<b>0</b>	<b>0</b>	<b>0</b>	<b>0</b>	<b>0</b>	<b>0</b>	<b>975</b>	<b>70</b>
Female-headed Households:	0		0		0			

Income Category:

	Owner	Renter	Total	Person
Extremely Low	0	0	0	913
Low Mod	0	0	0	44
Moderate	0	0	0	11
Non Low Moderate	0	0	0	7

Total	0	0	0	975
Percent Low/Mod				99.3%

Annual Accomplishments

Years	Accomplishment Narrative	# Benefitting
2013	78 groups/classes were offered with an attendance of 538. Classes included: life skills, healthy living, recreational opportunities, Alcoholics Anonymous meetings, Responsible Renter classes, and sewing skills classes. The Hygiene closet was accessed 201 times by 121 women. Warm showers were accessed 58 times and the respite room was utilized 18 times by 11 women. 81 women accessed our weekly food bank services and we distributed 30 bus passes for women going to medical, mental health or benefits appointments. Staff actively worked to connect program participants with other community resources as well as provided onsite case management services.	
	Activity #3898: Exterior repairs were made to our building's roof, coping caps, and parapet wall to prevent further leaks.	

PGM Year: 2013

Project: 0060 - Transitions New Leaf Job Training Program

IDIS Activity: 3916 - Transitions New Leaf Job Training Program

Status: Open

Location: 3104 W Fort George Wright Dr Spokane, WA 99224-5203

Objective: Create suitable living environments

Outcome: Availability/accessibility

Matrix Code: Employment Training (05H) National Objective: LMC

Initial Funding Date: 11/15/2013

Financing

Funded Amount: 12,212.00

Drawn Thru Program Year: 11,200.47

Drawn In Program Year: 11,200.47

Description:

A vocational program aimed at training low income and homeless women with barriers to employment in customer servie skills, employment readiness skills, barista training and job retention skills.

The program provides 8 weeks of barista skills training.

Proposed Accomplishments

People (General) : 20

Actual Accomplishments

Number assisted:	Owner		Renter		Total		Person	
	Total	Hispanic	Total	Hispanic	Total	Hispanic	Total	Hispanic
White:	0	0	0	0	0	0	18	2
Black/African American:	0	0	0	0	0	0	4	0
Asian:	0	0	0	0	0	0	0	0
American Indian/Alaskan Native:	0	0	0	0	0	0	0	0
Native Hawaiian/Other Pacific Islander:	0	0	0	0	0	0	0	0
American Indian/Alaskan Native & White:	0	0	0	0	0	0	3	0
Asian White:	0	0	0	0	0	0	0	0
Black/African American & White:	0	0	0	0	0	0	0	0
American Indian/Alaskan Native & Black/African American:	0	0	0	0	0	0	0	0
Other multi-racial:	0	0	0	0	0	0	0	0
Asian/Pacific Islander:	0	0	0	0	0	0	0	0
Hispanic:	0	0	0	0	0	0	0	0
Total:	0	0	0	0	0	0	25	2

Female-headed Households: 0 0 0

*Income Category:*

	Owner	Renter	Total	Person
Extremely Low	0	0	0	20
Low Mod	0	0	0	5
Moderate	0	0	0	0
Non Low Moderate	0	0	0	0
Total	0	0	0	25
Percent Low/Mod				100.0%

**Annual Accomplishments**

Years	Accomplishment Narrative	# Benefitting
-------	--------------------------	---------------

2013 During this period, New Leaf's job training kiosk training 25 low income women in basic food handling skills, customer service skills, barista skills, and employment skills. 25 of 25 participants were also given employment readiness training through Transitions Vocational Specialist. Overall, 9 have secured employment, 3 have gone on to further their education, and 1 has begun work with a mentor; the others continue to work with our Vocational Specialist.

**PGM Year:** 2008

**Project:** 0099 - STREETSCAPE IMPROVEMENTS - HILLYARD

**IDIS Activity:** 3917 - Streetscape Improvements

**Status:** Open

**Location:** Market Street from Wellesly to Everett Spokane, WA 99201

**Objective:** Create suitable living environments

**Outcome:** Availability/accessibility

**Matrix Code:** Street Improvements (03K)

**National Objective:** LMA

**Initial Funding Date:** 11/15/2013

**Financing**

**Description:**

Installation of benches and trash receptacles

Funded Amount: 32,000.00

Drawn Thru Program Year: 14,116.73

Drawn In Program Year: 14,116.73

**Proposed Accomplishments**

People (General) : 1

Total Population in Service Area: 4,555

Census Tract Percent Low / Mod: 64.60

**Annual Accomplishments**

Years	Accomplishment Narrative	# Benefitting
-------	--------------------------	---------------

2013 10 benches and 11 trash receptacles were installed during the 2013 program year.

**PGM Year:** 2011

**Project:** 0028 - Harmon Park Improvements

**IDIS Activity:** 3919 - Harmon Park Improvements

**Status:** Open

**Location:** 6018 N. Regal Spokane, WA 99201

**Objective:** Create suitable living environments

**Outcome:** Sustainability

Initial Funding Date: 11/20/2013

**Financing**

Funded Amount: 22,718.00

Drawn Thru Program Year: 17,904.76

Drawn In Program Year: 17,904.76

**Proposed Accomplishments**

Public Facilities : 1

Total Population in Service Area: 4,555

Census Tract Percent Low / Mod: 64.60

**Description:**

Electrical upgrades.

**Annual Accomplishments**

Years	Accomplishment Narrative	# Benefitting
-------	--------------------------	---------------

2013	Payment was made for electrical upgrades.	
------	---	--

PGM Year: 2013

Project: 0028 - Martin Luther King, Jr. Center Emergency Assistance

IDIS Activity: 3920 - Martin Luther King, Jr. Center Emergency Assistance

Status: Open

Location: 845 S Sherman St Spokane, WA 99202-1260

Objective: Create suitable living environments

Outcome: Availability/accessibility

Matrix Code: Public Services (General) (05)

National Objective: LMC

Initial Funding Date: 11/21/2013

**Financing**

Funded Amount: 5,000.00

Drawn Thru Program Year: 0.00

Drawn In Program Year: 0.00

**Proposed Accomplishments**

People (General) : 1,300

**Actual Accomplishments**

Number assisted:

	Owner		Renter		Total		Person	
	Total	Hispanic	Total	Hispanic	Total	Hispanic	Total	Hispanic
White:	0	0	0	0	0	0		0
Black/African American:	0	0	0	0	0	0	0	0
Asian:	0	0	0	0	0	0	0	0
American Indian/Alaskan Native:	0	0	0	0	0	0	0	0
Native Hawaiian/Other Pacific Islander:	0	0	0	0	0	0	0	0
American Indian/Alaskan Native & White:	0	0	0	0	0	0	0	0
Asian White:	0	0	0	0	0	0	0	0
Black/African American & White:	0	0	0	0	0	0	0	0
American Indian/Alaskan Native & Black/African American:	0	0	0	0	0	0	0	0



Other multi-racial:	0	0	0	0	0	0	0	0
Asian/Pacific Islander:	0	0	0	0	0	0	0	0
Hispanic:	0	0	0	0	0	0	0	0
<b>Total:</b>	<b>0</b>	<b>0</b>	<b>0</b>	<b>0</b>	<b>0</b>	<b>0</b>	<b>0</b>	<b>0</b>
Female-headed Households:	0		0		0			

*Income Category:*

	Owner	Renter	Total	Person
Extremely Low	0	0	0	0
Low Mod	0	0	0	0
Moderate	0	0	0	0
Non Low Moderate	0	0	0	0
Total	0	0	0	0
Percent Low/Mod				

**Annual Accomplishments**

Years	Accomplishment Narrative	# Benefitting
-------	--------------------------	---------------

2013 No reported activity.

**PGM Year:** 2013

**Project:** 0057 - Street Trees

**IDIS Activity:** 3921 - Street Trees - Nevada Lidgerwood

Status: Open

Location: TBD Spokane, WA 99201

Objective: Create suitable living environments

Outcome: Availability/accessibility

Matrix Code: Tree Planting (03N)

National Objective: LMA

**Initial Funding Date:** 12/03/2013

**Financing**

Funded Amount: 26,934.55

Drawn Thru Program Year: 12,181.23

Drawn In Program Year: 5,726.79

**Description:**

Replacement of diseased and dying trees in the public right-of-way as prioritized by the neighborhood.

**Proposed Accomplishments**

Public Facilities : 20

Total Population in Service Area: 1,991

Census Tract Percent Low / Mod: 53.70

**Annual Accomplishments**

Years	Accomplishment Narrative	# Benefitting
-------	--------------------------	---------------

2013 During the 2013 program year, 15 trees were replaced along E. Lyons Blvd and one at 104 E. Sanson.

**PGM Year:** 2012  
**Project:** 0068 - Street Tree Replacement  
**IDIS Activity:** 3922 - Street Tree Replacement - West Central

**Status:** Open  
**Location:** TBD Spokane, WA 99201

**Objective:** Create suitable living environments  
**Outcome:** Availability/accessibility  
**Matrix Code:** Tree Planting (03N)

**National Objective:** LMA

**Initial Funding Date:** 12/03/2013

**Financing**

**Funded Amount:** 1,000.00  
**Drawn Thru Program Year:** 0.00  
**Drawn In Program Year:** 0.00

**Proposed Accomplishments**

**Public Facilities :** 3  
**Total Population in Service Area:** 1,779  
**Census Tract Percent Low / Mod:** 66.10

**Description:**

Replacement of diseased and dying trees in the public right-of-way as prioritized by the neighborhood.

**Annual Accomplishments**

Years	Accomplishment Narrative	# Benefitting
2013	No reported activity.	

**PGM Year:** 2013  
**Project:** 0013 - East Central Community Center Operations  
**IDIS Activity:** 3923 - ECCC Operations

**Status:** Open  
**Location:** 500 S Stone St Spokane, WA 99202-4150

**Objective:** Create suitable living environments  
**Outcome:** Availability/accessibility  
**Matrix Code:** Public Services (General) (05)

**National Objective:** LMC

**Initial Funding Date:** 12/06/2013

**Financing**

**Funded Amount:** 78,000.00  
**Drawn Thru Program Year:** 78,000.00  
**Drawn In Program Year:** 78,000.00

**Description:**

Operational support for a multi-purpose community center that leases space to a variety of non-profit public service organizations.  
The Center also provides community meeting space, youth recreation programs, a computer lab, and foodclothing banks for low-income households.

**Proposed Accomplishments**

**People (General) :** 17,465

**Actual Accomplishments**

*Number assisted:*

	Owner		Renter		Total		Person	
	Total	Hispanic	Total	Hispanic	Total	Hispanic	Total	Hispanic
White:	0	0	0	0	0	0	11,540	189
Black/African American:	0	0	0	0	0	0	136	0
Asian:	0	0	0	0	0	0	106	0

American Indian/Alaskan Native:	0	0	0	0	0	0	39	0
Native Hawaiian/Other Pacific Islander:	0	0	0	0	0	0	163	0
American Indian/Alaskan Native & White:	0	0	0	0	0	0	0	0
Asian White:	0	0	0	0	0	0	3	0
Black/African American & White:	0	0	0	0	0	0	66	0
American Indian/Alaskan Native & Black/African American:	0	0	0	0	0	0	0	0
Other multi-racial:	0	0	0	0	0	0	108	57
Asian/Pacific Islander:	0	0	0	0	0	0	0	0
Hispanic:	0	0	0	0	0	0	0	0
<b>Total:</b>	<b>0</b>	<b>0</b>	<b>0</b>	<b>0</b>	<b>0</b>	<b>0</b>	<b>12,161</b>	<b>246</b>
Female-headed Households:	0		0		0			

*Income Category:*

	Owner	Renter	Total	Person
Extremely Low	0	0	0	7,026
Low Mod	0	0	0	4,739
Moderate	0	0	0	231
Non Low Moderate	0	0	0	165
Total	0	0	0	12,161
Percent Low/Mod				98.6%

**Annual Accomplishments**

Years	Accomplishment Narrative	# Benefitting
2013	The ECCC Operations program provided a wide array of services to low income residents in the area, in addition to general support for the: senior program, computer lab, food bank, youth program, and low cost rent for community partners SNAP and WIC.	

**PGM Year:** 2013

**Project:** 0051 - SNAP Emergency Housing Repair

**IDIS Activity:** 3924 - SNAP Emergency Housing Repair

**Status:** Open

**Location:** Address Suppressed

**Objective:** Provide decent affordable housing

**Outcome:** Affordability

**Matrix Code:** Rehab; Single-Unit Residential (14A)

**National Objective:** LMH

**Initial Funding Date:** 12/06/2013

**Financing**

Funded Amount: 50,000.00

Drawn Thru Program Year: 41,498.88

Drawn In Program Year: 41,498.88

**Description:**

Emergency health and safety related repairs to single family housing owned and occupied by low-income households.

**Proposed Accomplishments**

Housing Units : 71

## Actual Accomplishments

Number assisted:

	Owner		Renter		Total		Person	
	Total	Hispanic	Total	Hispanic	Total	Hispanic	Total	Hispanic
White:	52	2	0	0	52	2	0	0
Black/African American:	1	0	0	0	1	0	0	0
Asian:	0	0	0	0	0	0	0	0
American Indian/Alaskan Native:	1	0	0	0	1	0	0	0
Native Hawaiian/Other Pacific Islander:	0	0	0	0	0	0	0	0
American Indian/Alaskan Native & White:	0	0	0	0	0	0	0	0
Asian White:	0	0	0	0	0	0	0	0
Black/African American & White:	0	0	0	0	0	0	0	0
American Indian/Alaskan Native & Black/African American:	0	0	0	0	0	0	0	0
Other multi-racial:	3	1	0	0	3	1	0	0
Asian/Pacific Islander:	0	0	0	0	0	0	0	0
Hispanic:	0	0	0	0	0	0	0	0
<b>Total:</b>	<b>57</b>	<b>3</b>	<b>0</b>	<b>0</b>	<b>57</b>	<b>3</b>	<b>0</b>	<b>0</b>
Female-headed Households:	46		0		46			

Income Category:

	Owner	Renter	Total	Person
Extremely Low	30	0	30	0
Low Mod	25	0	25	0
Moderate	2	0	2	0
Non Low Moderate	0	0	0	0
Total	57	0	57	0
Percent Low/Mod	100.0%		100.0%	

## Annual Accomplishments

Years	Accomplishment Narrative	# Benefitting
2013	Major system repairs were completed for more than 50 low income households.	

PGM Year: 2009

Project: 0041 - MID-CITY CONCERNS SENIOR CENTER BUILDING IMPROVEMENTS

IDIS Activity: 3925 - Mid-City Concerns Senior Center Building Improvements

Status: Open

Location: 1222 W 2nd Ave Spokane, WA 99201-4606

Objective: Create suitable living environments

Outcome: Availability/accessibility

Matrix Code: Senior Centers (03A)

National Objective: LMC

Initial Funding Date: 12/12/2013

### Financing

Funded Amount: 7,113.00

Drawn Thru Program Year: 2,751.17

### Description:

Installation of commercial kitchen equipment and an exterior awning (subject to funds available).  
Mid-City Concerns is a Level 2 Senior Center serving the highest-risk, lowest income seniors in the City of Spokane.

Drawn In Program Year: 2,751.17

## Proposed Accomplishments

Public Facilities : 1

## Actual Accomplishments

Number assisted:

	Owner		Renter		Total		Person	
	Total	Hispanic	Total	Hispanic	Total	Hispanic	Total	Hispanic
White:	0	0	0	0	0	0		0
Black/African American:	0	0	0	0	0	0	0	0
Asian:	0	0	0	0	0	0	0	0
American Indian/Alaskan Native:	0	0	0	0	0	0	0	0
Native Hawaiian/Other Pacific Islander:	0	0	0	0	0	0	0	0
American Indian/Alaskan Native & White:	0	0	0	0	0	0	0	0
Asian White:	0	0	0	0	0	0	0	0
Black/African American & White:	0	0	0	0	0	0	0	0
American Indian/Alaskan Native & Black/African American:	0	0	0	0	0	0	0	0
Other multi-racial:	0	0	0	0	0	0	0	0
Asian/Pacific Islander:	0	0	0	0	0	0	0	0
Hispanic:	0	0	0	0	0	0	0	0
<b>Total:</b>	<b>0</b>	<b>0</b>	<b>0</b>	<b>0</b>	<b>0</b>	<b>0</b>	<b>0</b>	<b>0</b>
Female-headed Households:	0		0		0			

Income Category:

	Owner	Renter	Total	Person
Extremely Low	0	0	0	0
Low Mod	0	0	0	0
Moderate	0	0	0	0
Non Low Moderate	0	0	0	0
Total	0	0	0	0

Percent Low/Mod

## Annual Accomplishments

Years	Accomplishment Narrative	# Benefitting
2013	New water lines were installed for a commercial pan sprayer in the kitchen.	
<b>PGM Year:</b>	2013	
<b>Project:</b>	0057 - Street Trees	
<b>IDIS Activity:</b>	3926 - Street Tree Replacement - Nevada Lidgerwood	

Status: Canceled 12/17/2013 12:31:48 PM

Location: Various Spokane, WA 99201

Objective: Create suitable living environments

Outcome: Availability/accessibility

Matrix Code: Tree Planting (03N)

National Objective: LMA



**Initial Funding Date:** 12/13/2013

**Financing**

Funded Amount: 0.00  
Drawn Thru Program Year: 0.00  
Drawn In Program Year: 0.00

**Proposed Accomplishments**

Public Facilities : 77  
Total Population in Service Area: 3,713  
Census Tract Percent Low / Mod: 53.60

**Annual Accomplishments**

No data returned for this view. This might be because the applied filter excludes all data.

**Description:**

Replacement of diseased and dying trees in the public right of way. Cancelled - duplicate of activity 3921

**PGM Year:** 2011

**Project:** 0047 - Parks/Urban Forest Capital Match Pool

**IDIS Activity:** 3927 - Parks Capital Match Pool

**Status:** Open

**Location:** TBD Spokane, WA 99201

**Objective:** Create suitable living environments

**Outcome:** Availability/accessibility

**Matrix Code:** Parks, Recreational Facilities (03F)

**National Objective:** LMA

**Initial Funding Date:** 12/17/2013

**Financing**

Funded Amount: 37,986.55  
Drawn Thru Program Year: 5,531.44  
Drawn In Program Year: 5,531.44

**Proposed Accomplishments**

Public Facilities : 7  
Total Population in Service Area: 3,943  
Census Tract Percent Low / Mod: 65.90

**Annual Accomplishments**

**Description:**

Board match for neighborhood contributions to park improvements and/or urban forestry projects identified in the 2011 Neighborhood Reports.

**Years**      **Accomplishment Narrative**

**# Benefitting**

2013      Funding was used for street tree replacements in the North Hill and West Central neighborhoods.

**PGM Year:** 2009  
**Project:** 0095 - STREET TREE REPLACEMENT - NORTH HILL  
**IDIS Activity:** 3928 - Street Tree Replacement - North Hill

**Status:** Open  
**Location:** TBD Spokane, WA 99201

**Objective:** Create suitable living environments  
**Outcome:** Availability/accessibility  
**Matrix Code:** Tree Planting (03N)

**National Objective:** LMA

**Initial Funding Date:** 12/17/2013

**Financing**

**Funded Amount:** 8,039.27  
**Drawn Thru Program Year:** 2,041.35  
**Drawn In Program Year:** 2,041.35

**Proposed Accomplishments**

**Public Facilities :** 25  
**Total Population in Service Area:** 1,333  
**Census Tract Percent Low / Mod:** 61.40

**Description:**

Replacement of diseased and dying trees in the public right-of-way.

**Annual Accomplishments**

<b>Years</b>	<b>Accomplishment Narrative</b>	<b># Benefitting</b>
2013	During the 2013 program year, 12 trees were planted in the right of way.	

**PGM Year:** 2009  
**Project:** 0096 - STREET TREE REPLACEMENT - WEST CENTRAL NEIGHBORHOOD  
**IDIS Activity:** 3929 - Street Tree Replacement - West Central

**Status:** Open  
**Location:** 2322 W Gardner Ave Spokane, WA 99201-1644

**Objective:** Create suitable living environments  
**Outcome:** Availability/accessibility  
**Matrix Code:** Tree Planting (03N)

**National Objective:** LMA

**Initial Funding Date:** 12/17/2013

**Financing**

**Funded Amount:** 1,900.00  
**Drawn Thru Program Year:** 150.00  
**Drawn In Program Year:** 150.00

**Proposed Accomplishments**

**Public Facilities :** 6  
**Total Population in Service Area:** 1,779  
**Census Tract Percent Low / Mod:** 66.10

**Description:**

Replacement of diseased and dying trees in the public right-of-way.

**Annual Accomplishments**

<b>Years</b>	<b>Accomplishment Narrative</b>	<b># Benefitting</b>
2013	During the 2013 program year, one tree was planted at 2322 W. Gardner.	

**PGM Year:** 2013  
**Project:** 0047 - Sidewalk Construction/Reconstruction  
**IDIS Activity:** 3930 - Sidewalk Construction/Reconstruction

**Status:** Open  
**Location:** TBD Spokane, WA 99201

**Objective:** Create suitable living environments  
**Outcome:** Availability/accessibility  
**Matrix Code:** Sidewalks (03L)

**National Objective:** LMA

**Initial Funding Date:** 12/23/2013

**Financing**

**Funded Amount:** 507,417.00  
**Drawn Thru Program Year:** 409,837.27  
**Drawn In Program Year:** 409,837.27

**Proposed Accomplishments**

**People (General) :** 1,000  
**Total Population in Service Area:** 33,149  
**Census Tract Percent Low / Mod:** 62.10

**Description:**

Sidewalk construction, reconstruction, and the installation of wheelchair ramps as prioritized by each neighborhood.

**Annual Accomplishments**

Years	Accomplishment Narrative	# Benefitting
2013		

**PGM Year:** 2011  
**Project:** 0079 - St. Margaret's Shelter Vinegar Flats Garden Improvements (Catholic Charities)  
**IDIS Activity:** 3931 - St. Margaret's Vinegar Flats Garden Improvements

**Status:** Open  
**Location:** Along the Spokane River in the LC nghd Spokane, WA 99201

**Objective:** Create suitable living environments  
**Outcome:** Availability/accessibility  
**Matrix Code:** Neighborhood Facilities (03E)

**National Objective:** LMA

**Initial Funding Date:** 12/23/2013

**Financing**

**Funded Amount:** 3,000.00  
**Drawn Thru Program Year:** 2,989.25  
**Drawn In Program Year:** 2,989.25

**Description:**

Purchase and installation of an irrigation system for a community garden in the Latah Creek neighborhood.

**Proposed Accomplishments**

**Public Facilities :** 1  
**Total Population in Service Area:** 147  
**Census Tract Percent Low / Mod:** 51.00

**Annual Accomplishments**

Years	Accomplishment Narrative	# Benefitting
2013	An irrigation system was installed. The Vinegar Flats Garden provides fresh produce for St. Margaret's Shelter - a facility serving homeless women and children. The program also provides fresh produce boxes for senior citizens in low-income housing units.	

**PGM Year:** 2013  
**Project:** 0016 - ECCO Food Bank Program  
**IDIS Activity:** 3932 - ECCO Food Bank Program  
**Status:** Open  
**Location:** 500 S Stone St Spokane, WA 99202-4150

**Objective:** Create suitable living environments  
**Outcome:** Availability/accessibility  
**Matrix Code:** Food Banks (05W)

**National Objective:** LMC

**Initial Funding Date:** 01/07/2014

**Financing**

Funded Amount: 5,000.00  
 Drawn Thru Program Year: 5,000.00  
 Drawn In Program Year: 5,000.00

**Proposed Accomplishments**

People (General) : 7,029

**Actual Accomplishments**

*Number assisted:*

	<b>Owner</b>		<b>Renter</b>		<b>Total</b>		<b>Person</b>	
	Total	Hispanic	Total	Hispanic	Total	Hispanic	Total	Hispanic
White:	0	0	0	0	0	0	2,109	0
Black/African American:	0	0	0	0	0	0	194	0
Asian:	0	0	0	0	0	0	123	0
American Indian/Alaskan Native:	0	0	0	0	0	0	78	0
Native Hawaiian/Other Pacific Islander:	0	0	0	0	0	0	61	0
American Indian/Alaskan Native & White:	0	0	0	0	0	0	0	0
Asian White:	0	0	0	0	0	0	0	0
Black/African American & White:	0	0	0	0	0	0	78	0
American Indian/Alaskan Native & Black/African American:	0	0	0	0	0	0	120	57
Other multi-racial:	0	0	0	0	0	0	0	0
Asian/Pacific Islander:	0	0	0	0	0	0	0	0
Hispanic:	0	0	0	0	0	0	0	0
<b>Total:</b>	<b>0</b>	<b>0</b>	<b>0</b>	<b>0</b>	<b>0</b>	<b>0</b>	<b>2,763</b>	<b>57</b>

Female-headed Households:	0	0	0
---------------------------	---	---	---

*Income Category:*

	<b>Owner</b>	<b>Renter</b>	<b>Total</b>	<b>Person</b>
Extremely Low	0	0	0	2,626
Low Mod	0	0	0	132
Moderate	0	0	0	5
Non Low Moderate	0	0	0	0
Total	0	0	0	2,763
Percent Low/Mod				100.0%

**Description:**

The Food Bank is an emergency food source for serving low income neighborhood residents. Clients are able to use the food bank to provide 3-5 days worth of food, 12 times a year.

## Annual Accomplishments

Years	Accomplishment Narrative	# Benefitting
-------	--------------------------	---------------

2013 The ECCC Food Bank program has been expanded operations to five days a week, which provides more flexibility for those seeking services. To date, 99,000 lbs of food has been provided; in the first two quarters of 2014 alone, 1,717 clients were served. In addition, extra bedding and related household items were provided. This was possible, in part, due to the non-profit/for profit collaboration the program maintains with local organizations.

PGM Year: 2013

Project: 0049 - Southwest (LFCC) Community Center Building Improvements

IDIS Activity: 3935 - Southwest Community Center Building Improvements

Status: Open

Location: 314 S Spruce St Spokane, WA 99201-5823

Objective: Create suitable living environments

Outcome: Availability/accessibility

Matrix Code: Youth Centers (03D)

National Objective: LMC

Initial Funding Date: 02/04/2014

### Financing

Funded Amount: 124,322.91

Drawn Thru Program Year: 0.00

Drawn In Program Year: 0.00

### Description:

Renovation of a facility, including an accessible entryway and fire suppression system improvements, to relocate a youth center serving low-moderate income households.

### Proposed Accomplishments

Public Facilities : 1

### Actual Accomplishments

Number assisted:

	Owner		Renter		Total		Person	
	Total	Hispanic	Total	Hispanic	Total	Hispanic	Total	Hispanic
White:	0	0	0	0	0	0	0	0
Black/African American:	0	0	0	0	0	0	0	0
Asian:	0	0	0	0	0	0	0	0
American Indian/Alaskan Native:	0	0	0	0	0	0	0	0
Native Hawaiian/Other Pacific Islander:	0	0	0	0	0	0	0	0
American Indian/Alaskan Native & White:	0	0	0	0	0	0	0	0
Asian White:	0	0	0	0	0	0	0	0
Black/African American & White:	0	0	0	0	0	0	0	0
American Indian/Alaskan Native & Black/African American:	0	0	0	0	0	0	0	0
Other multi-racial:	0	0	0	0	0	0	0	0
Asian/Pacific Islander:	0	0	0	0	0	0	0	0
Hispanic:	0	0	0	0	0	0	0	0
<b>Total:</b>	<b>0</b>	<b>0</b>	<b>0</b>	<b>0</b>	<b>0</b>	<b>0</b>	<b>0</b>	<b>0</b>
Female-headed Households:	0		0		0			

Income Category:

	Owner	Renter	Total	Person
Extremely Low	0	0	0	0



Low Mod	0	0	0	0
Moderate	0	0	0	0
Non Low Moderate	0	0	0	0
Total	0	0	0	0
Percent Low/Mod				

#### Annual Accomplishments

Years	Accomplishment Narrative	# Benefitting
-------	--------------------------	---------------

2013 The project has been designed, specifications drafted and put out to bid. The bids received exceeded the funding available. Consequently, the project sponsor has elected to re-design the improvements for a smaller scope of work that will still meet license requirements for the youth center. The bids are expected to be released during the spring of 2014 with construction to be completed by the end of summer 2014.

PGM Year: 2013

Project: 0037 - Our Place Ministries

IDIS Activity: 3936 - Our Place Community Ministries

Status: Completed 6/10/2014 2:04:32 PM

Location: 1509 W College Ave Spokane, WA 99201-1917

Objective: Create suitable living environments

Outcome: Availability/accessibility

Matrix Code: Public Services (General) (05)

National Objective: LMC

Initial Funding Date: 02/06/2014

#### Financing

Funded Amount: 5,000.00

Drawn Thru Program Year: 5,000.00

Drawn In Program Year: 5,000.00

#### Description:

Emergency services outreach providing needed services to the homeless and at-risk families and individuals in the West Central neighborhood. Our Place offers food, clothing, hygiene items, laundry services, utility assistance and bus passes to benefit low and moderate income persons.

#### Proposed Accomplishments

People (General) : 18,784

#### Actual Accomplishments

Number assisted:

	Owner		Renter		Total		Person	
	Total	Hispanic	Total	Hispanic	Total	Hispanic	Total	Hispanic
White:	0	0	0	0	0	0	12,697	0
Black/African American:	0	0	0	0	0	0	1,334	0
Asian:	0	0	0	0	0	0	213	0
American Indian/Alaskan Native:	0	0	0	0	0	0	2,156	0
Native Hawaiian/Other Pacific Islander:	0	0	0	0	0	0	0	0
American Indian/Alaskan Native & White:	0	0	0	0	0	0	0	0
Asian White:	0	0	0	0	0	0	0	0
Black/African American & White:	0	0	0	0	0	0	0	0
American Indian/Alaskan Native & Black/African American:	0	0	0	0	0	0	0	0
Other multi-racial:	0	0	0	0	0	0	3,023	0
Asian/Pacific Islander:	0	0	0	0	0	0	0	0
Hispanic:	0	0	0	0	0	0	0	0
<b>Total:</b>	<b>0</b>	<b>0</b>	<b>0</b>	<b>0</b>	<b>0</b>	<b>0</b>	<b>19,423</b>	<b>0</b>

Female-headed Households: 0 0 0

Income Category:

	Owner	Renter	Total	Person
Extremely Low	0	0	0	19,423
Low Mod	0	0	0	0
Moderate	0	0	0	0
Non Low Moderate	0	0	0	0
Total	0	0	0	19,423
Percent Low/Mod				100.0%

Annual Accomplishments

Years	Accomplishment Narrative	# Benefitting
-------	--------------------------	---------------

2013 Our place provided emergency assistance, including clothing, utility assistance and food to low income households in the West Central neighborhood.

**PGM Year:** 2013  
**Project:** 0046 - Second Harvest Food Bank  
**IDIS Activity:** 3937 - Second Harvest Food Bank

Status: Open

Location: 1234 E Front Ave Spokane, WA 99202-2148

Objective: Create suitable living environments

Outcome: Availability/accessibility

Matrix Code: Food Banks (05W)

National Objective: LMC

**Initial Funding Date:** 02/13/2014

**Financing**

Funded Amount: 7,500.00  
 Drawn Thru Program Year: 6,543.08  
 Drawn In Program Year: 6,543.08

**Description:**

Second Harvest provides a network of neighborhood food pantries that serve Spokane residents by zip code.  
 Second Harvest provides at least 87% of the food distributed by these pantries.

**Proposed Accomplishments**

People (General) : 35,000

**Actual Accomplishments**

Number assisted:

	Owner		Renter		Total		Person	
	Total	Hispanic	Total	Hispanic	Total	Hispanic	Total	Hispanic
White:	0	0	0	0	0	0	12,174	891
Black/African American:	0	0	0	0	0	0	557	40
Asian:	0	0	0	0	0	0	98	6
American Indian/Alaskan Native:	0	0	0	0	0	0	575	42
Native Hawaiian/Other Pacific Islander:	0	0	0	0	0	0	198	17
American Indian/Alaskan Native & White:	0	0	0	0	0	0	350	26
Asian White:	0	0	0	0	0	0	64	5
Black/African American & White:	0	0	0	0	0	0	108	6
American Indian/Alaskan Native & Black/African American:	0	0	0	0	0	0	64	5
Other multi-racial:	0	0	0	0	0	0	583	43

Asian/Pacific Islander:	0	0	0	0	0	0	0	0
Hispanic:	0	0	0	0	0	0	0	0
<b>Total:</b>	<b>0</b>	<b>0</b>	<b>0</b>	<b>0</b>	<b>0</b>	<b>0</b>	<b>14,771</b>	<b>1,081</b>

Female-headed Households: 0 0 0 0

#### Income Category:

	Owner	Renter	Total	Person
Extremely Low	0	0	0	9,551
Low Mod	0	0	0	4,227
Moderate	0	0	0	993
Non Low Moderate	0	0	0	0
Total	0	0	0	14,771
Percent Low/Mod				100.0%

#### Annual Accomplishments

Years	Accomplishment Narrative	# Benefitting
2013	Second Harvest Inland Northwest distributed 1,558,595 pounds of food to city outlets.	

**PGM Year:** 2013

**Project:** 0004 - Better Living Center Walk-in Freezer

**IDIS Activity:** 3938 - Better Living Center Walk-In Freezer

Status: Open

Location: 25 E North Foothills Dr Spokane, WA 99207-2114

Objective: Create suitable living environments

Outcome: Availability/accessibility

Matrix Code: Neighborhood Facilities (03E)

National Objective: LMC

**Initial Funding Date:** 02/17/2014

#### Financing

Funded Amount: 13,000.00

Drawn Thru Program Year: 13,000.00

Drawn In Program Year: 13,000.00

#### Description:

Purchase and installation of a walk-in freezer for a neighborhood center that provides a food bank.

#### Proposed Accomplishments

Public Facilities : 1

#### Actual Accomplishments

Number assisted:

	Owner		Renter		Total		Person	
	Total	Hispanic	Total	Hispanic	Total	Hispanic	Total	Hispanic
White:	0	0	0	0	0	0		0
Black/African American:	0	0	0	0	0	0	0	0
Asian:	0	0	0	0	0	0	0	0
American Indian/Alaskan Native:	0	0	0	0	0	0	0	0
Native Hawaiian/Other Pacific Islander:	0	0	0	0	0	0	0	0
American Indian/Alaskan Native & White:	0	0	0	0	0	0	0	0
Asian White:	0	0	0	0	0	0	0	0

Black/African American & White:	0	0	0	0	0	0	0	0
American Indian/Alaskan Native & Black/African American:	0	0	0	0	0	0	0	0
Other multi-racial:	0	0	0	0	0	0	0	0
Asian/Pacific Islander:	0	0	0	0	0	0	0	0
Hispanic:	0	0	0	0	0	0	0	0
<b>Total:</b>	<b>0</b>	<b>0</b>	<b>0</b>	<b>0</b>	<b>0</b>	<b>0</b>	<b>0</b>	<b>0</b>

Female-headed Households: 0 0 0

*Income Category:*

	Owner	Renter	Total	Person
Extremely Low	0	0	0	0
Low Mod	0	0	0	0
Moderate	0	0	0	0
Non Low Moderate	0	0	0	0
Total	0	0	0	0

Percent Low/Mod

**Annual Accomplishments**

Years	Accomplishment Narrative	# Benefitting
-------	--------------------------	---------------

2013 A walk-in freezer was installed.

**PGM Year:** 2013

**Project:** 0010 - Corbin Senior Center

**IDIS Activity:** 3940 - Corbin Senior Activity Center

Status: Completed 6/9/2014 10:31:28 AM

Location: 827 W Cleveland Ave Spokane, WA 99205-3316

Objective: Create suitable living environments

Outcome: Availability/accessibility

Matrix Code: Senior Services (05A)

National Objective: LMC

**Initial Funding Date:** 02/19/2014

**Financing**

**Description:**

Corbin Senior Activity Center provides programs and recreational activities to seniors and the community.

Funded Amount: 5,000.00

Drawn Thru Program Year: 5,000.00

Drawn In Program Year: 5,000.00

**Proposed Accomplishments**

People (General) : 1,126

**Actual Accomplishments**

*Number assisted:*

	Owner		Renter		Total		Person	
	Total	Hispanic	Total	Hispanic	Total	Hispanic	Total	Hispanic
White:	0	0	0	0	0	0	23	0
Black/African American:	0	0	0	0	0	0	1	0
Asian:	0	0	0	0	0	0	0	0
American Indian/Alaskan Native:	0	0	0	0	0	0	1	0

Native Hawaiian/Other Pacific Islander:	0	0	0	0	0	0	0	0
American Indian/Alaskan Native & White:	0	0	0	0	0	0	0	0
Asian White:	0	0	0	0	0	0	0	0
Black/African American & White:	0	0	0	0	0	0	0	0
American Indian/Alaskan Native & Black/African American:	0	0	0	0	0	0	0	0
Other multi-racial:	0	0	0	0	0	0	0	0
Asian/Pacific Islander:	0	0	0	0	0	0	0	0
Hispanic:	0	0	0	0	0	0	0	0
<b>Total:</b>	<b>0</b>	<b>0</b>	<b>0</b>	<b>0</b>	<b>0</b>	<b>0</b>	<b>25</b>	<b>0</b>

Female-headed Households: 0 0 0

Income Category:

	Owner	Renter	Total	Person
Extremely Low	0	0	0	25
Low Mod	0	0	0	0
Moderate	0	0	0	0
Non Low Moderate	0	0	0	0
Total	0	0	0	25
Percent Low/Mod				100.0%

Annual Accomplishments

Years	Accomplishment Narrative	# Benefitting
-------	--------------------------	---------------

2013 The funding paid for utilities at the Corbin Senior Activity Center.

PGM Year: 2013

Project: 0045 - Salvation Army Homeless Services

IDIS Activity: 3941 - Salvation Army Homeless Services

Status: Open

Location: 222 E Indiana Ave Spokane, WA 99207-2318

Objective: Create suitable living environments

Outcome: Availability/accessibility

Matrix Code: Public Services (General) (05) National Objective: LMC

Initial Funding Date: 02/19/2014

Financing

Funded Amount: 5,000.00

Drawn Thru Program Year: 0.00

Drawn In Program Year: 0.00

Proposed Accomplishments

People (General) : 34,600

Actual Accomplishments

Number assisted:	Owner		Renter		Total		Person	
	Total	Hispanic	Total	Hispanic	Total	Hispanic	Total	Hispanic



White:	0	0	0	0	0	0	0	0
Black/African American:	0	0	0	0	0	0	0	0
Asian:	0	0	0	0	0	0	0	0
American Indian/Alaskan Native:	0	0	0	0	0	0	0	0
Native Hawaiian/Other Pacific Islander:	0	0	0	0	0	0	0	0
American Indian/Alaskan Native & White:	0	0	0	0	0	0	0	0
Asian White:	0	0	0	0	0	0	0	0
Black/African American & White:	0	0	0	0	0	0	0	0
American Indian/Alaskan Native & Black/African American:	0	0	0	0	0	0	0	0
Other multi-racial:	0	0	0	0	0	0	0	0
Asian/Pacific Islander:	0	0	0	0	0	0	0	0
Hispanic:	0	0	0	0	0	0	0	0
<b>Total:</b>	<b>0</b>	<b>0</b>	<b>0</b>	<b>0</b>	<b>0</b>	<b>0</b>	<b>0</b>	<b>0</b>
Female-headed Households:	0		0		0			

*Income Category:*

	Owner	Renter	Total	Person
Extremely Low	0	0	0	0
Low Mod	0	0	0	0
Moderate	0	0	0	0
Non Low Moderate	0	0	0	0
Total	0	0	0	0
Percent Low/Mod				

**Annual Accomplishments**

Years	Accomplishment Narrative	# Benefitting
-------	--------------------------	---------------

2013 A billing with accomplishment narratives and beneficiary data will be entered at the end of June 2014.

**PGM Year:** 2013

**Project:** 0001 - 2013 Execution/Administration

**IDIS Activity:** 3942 - CHHS Execution/Administration

Status: Open

Location:

Objective:

Outcome:

Matrix Code: General Program Administration (21A)

National Objective:

**Initial Funding Date:** 02/21/2014

**Financing**

Funded Amount: 925,165.36

Drawn Thru Program Year: 298,318.69

Drawn In Program Year: 298,318.69

**Description:**

General management, oversight, and coordination of CDBG, HOME and ESG programs including, but not limited to, the submission of applications for federal assistance.

**Proposed Accomplishments**

**Actual Accomplishments***Number assisted:*

	Owner		Renter		Total		Person	
	Total	Hispanic	Total	Hispanic	Total	Hispanic	Total	Hispanic
White:					0	0		
Black/African American:					0	0		
Asian:					0	0		
American Indian/Alaskan Native:					0	0		
Native Hawaiian/Other Pacific Islander:					0	0		
American Indian/Alaskan Native & White:					0	0		
Asian White:					0	0		
Black/African American & White:					0	0		
American Indian/Alaskan Native & Black/African American:					0	0		
Other multi-racial:					0	0		
Asian/Pacific Islander:					0	0		
Hispanic:					0	0		
<b>Total:</b>	<b>0</b>	<b>0</b>	<b>0</b>	<b>0</b>	<b>0</b>	<b>0</b>	<b>0</b>	<b>0</b>
Female-headed Households:					0			

*Income Category:*

	Owner	Renter	Total	Person
Extremely Low			0	
Low Mod			0	
Moderate			0	
Non Low Moderate			0	
Total	0	0	0	0
Percent Low/Mod				

**Annual Accomplishments**

No data returned for this view. This might be because the applied filter excludes all data.

**PGM Year:** 2010**Project:** 0011 - City-Wide Street Paving**IDIS Activity:** 3944 - City-Wide Street Paving (2010)

Status: Completed 4/16/2014 1:50:18 PM

Location: 11th, 12th and Spruce Streets Spokane, WA 99201

Objective: Create suitable living environments

Outcome: Sustainability

Matrix Code: Street Improvements (03K)

National Objective: LMA

**Initial Funding Date:** 03/04/2014

**Financing**

Funded Amount: 220,974.00

Drawn Thru Program Year: 220,974.00

Drawn In Program Year: 220,974.00

**Proposed Accomplishments**

People (General) : 695

Total Population in Service Area: 695

Census Tract Percent Low / Mod: 67.20

**Annual Accomplishments**

Years	Accomplishment Narrative	# Benefitting
2013	1,703 lineal feet of paving was completed for LID #2011162 - 11th, 12th and Spruce Streets.	

**PGM Year:** 2011

**Project:** 0012 - City-Wide Street Paving

**IDIS Activity:** 3945 - City-Wide Street Paving (2011)

Status: Completed 4/16/2014 1:52:07 PM

Location: Rowan, Sanson & Sycamore Streets Spokane, WA 99201

Objective: Create suitable living environments

Outcome: Availability/accessibility

Matrix Code: Street Improvements (03K)

National Objective: LMA

**Initial Funding Date:** 03/04/2014

**Financing**

Funded Amount: 145,000.00

Drawn Thru Program Year: 145,000.00

Drawn In Program Year: 145,000.00

**Proposed Accomplishments**

People (General) : 100

Total Population in Service Area: 695

Census Tract Percent Low / Mod: 67.20

**Annual Accomplishments**

Years	Accomplishment Narrative	# Benefitting
2013	1,880 lineal feet of paving was completed for LID #2012041 - Rowan, Sanson & Sycamore Streets.	

**PGM Year:** 2012

**Project:** 0009 - City-Wide Street Paving

**IDIS Activity:** 3946 - City-Wide Street Paving (2012)

Status: Completed 4/16/2014 1:54:06 PM

Location: Riverside and Cook Spokane, WA 99201

Objective: Create suitable living environments

Outcome: Availability/accessibility

Matrix Code: Street Improvements (03K)

National Objective: LMA

Initial Funding Date: 03/04/2014

**Financing**

Funded Amount: 125,000.00  
Drawn Thru Program Year: 125,000.00  
Drawn In Program Year: 125,000.00

**Proposed Accomplishments**

People (General) : 100  
Total Population in Service Area: 831  
Census Tract Percent Low / Mod: 72.60

**Annual Accomplishments**

Years	Accomplishment Narrative	# Benefitting
-------	--------------------------	---------------

2013	755 lineal feet of paving was completed for LID #2012049 - Riverside & Cook.	
------	--	--

PGM Year: 2012

Project: 0026 - Luhn (Alexandria's) House Transitional Housing Improvements (VOA)

IDIS Activity: 3947 - VOA Alexandria/Luhn Improvements

Status: Open

Location: 2236 W Pacific Ave Spokane, WA 99201-5429

Objective: Provide decent affordable housing

Outcome: Affordability

Matrix Code: Rehab; Single-Unit Residential (14A)

National Objective: LMH

Initial Funding Date: 05/21/2014

**Financing**

Funded Amount: 21,725.00  
Drawn Thru Program Year: 6,922.52  
Drawn In Program Year: 6,922.52

**Description:**

Rehabilitation includes plumbing work under one contract (OPR 2014-0183) and other work relating to other repairs under another contract.  
Some work will be done by ESD101, a youth build program.  
House will be used as group home for Alexandria House program for teen mothers and their children.

**Proposed Accomplishments**

**Actual Accomplishments**

Number assisted:

	Owner		Renter		Total		Person	
	Total	Hispanic	Total	Hispanic	Total	Hispanic	Total	Hispanic
White:	0	0	0	0	0	0		0
Black/African American:	0	0	0	0	0	0	0	0
Asian:	0	0	0	0	0	0	0	0
American Indian/Alaskan Native:	0	0	0	0	0	0	0	0
Native Hawaiian/Other Pacific Islander:	0	0	0	0	0	0	0	0
American Indian/Alaskan Native & White:	0	0	0	0	0	0	0	0
Asian White:	0	0	0	0	0	0	0	0
Black/African American & White:	0	0	0	0	0	0	0	0
American Indian/Alaskan Native & Black/African American:	0	0	0	0	0	0	0	0
Other multi-racial:	0	0	0	0	0	0	0	0
Asian/Pacific Islander:	0	0	0	0	0	0	0	0

Hispanic:	0	0	0	0	0	0	0	0
<b>Total:</b>	<b>0</b>	<b>0</b>	<b>0</b>	<b>0</b>	<b>0</b>	<b>0</b>	<b>0</b>	<b>0</b>
Female-headed Households:	0		0		0			

*Income Category:*

	Owner	Renter	Total	Person
Extremely Low	0	0	0	0
Low Mod	0	0	0	0
Moderate	0	0	0	0
Non Low Moderate	0	0	0	0
Total	0	0	0	0
Percent Low/Mod				

**Annual Accomplishments**

Years	Accomplishment Narrative	# Benefitting
2013	5-2014. Plumbing work is done. Other work should begin soon and be completed this summer.	

**PGM Year:** 2013

**Project:** 0026 - Hillyard Senior Center

**IDIS Activity:** 3949 - Hillyard Senior Center

Status: Open

Location: 4001 N Cook St Spokane, WA 99207-5879

Objective: Create suitable living environments

Outcome: Availability/accessibility

Matrix Code: Senior Services (05A)

National Objective: LMC

**Initial Funding Date:** 04/14/2014

**Financing**

Funded Amount: 7,500.00

Drawn Thru Program Year: 7,500.00

Drawn In Program Year: 7,500.00

**Description:**

The program provides full serve senior recreation, offering a wide spectrum of activities, tours, classes, special events, health and nutrition opportunities.

**Proposed Accomplishments**

People (General) : 550

**Actual Accomplishments**

*Number assisted:*

	Owner		Renter		Total		Person	
	Total	Hispanic	Total	Hispanic	Total	Hispanic	Total	Hispanic
White:	0	0	0	0	0	0		0
Black/African American:	0	0	0	0	0	0	0	0
Asian:	0	0	0	0	0	0	0	0
American Indian/Alaskan Native:	0	0	0	0	0	0	0	0
Native Hawaiian/Other Pacific Islander:	0	0	0	0	0	0	0	0
American Indian/Alaskan Native & White:	0	0	0	0	0	0	0	0
Asian White:	0	0	0	0	0	0	0	0
Black/African American & White:	0	0	0	0	0	0	0	0



American Indian/Alaskan Native & Black/African American:	0	0	0	0	0	0	0	0
Other multi-racial:	0	0	0	0	0	0	0	0
Asian/Pacific Islander:	0	0	0	0	0	0	0	0
Hispanic:	0	0	0	0	0	0	0	0
<b>Total:</b>	<b>0</b>	<b>0</b>	<b>0</b>	<b>0</b>	<b>0</b>	<b>0</b>	<b>0</b>	<b>0</b>

Female-headed Households: 0 0 0

*Income Category:*

	Owner	Renter	Total	Person
Extremely Low	0	0	0	0
Low Mod	0	0	0	0
Moderate	0	0	0	0
Non Low Moderate	0	0	0	0
Total	0	0	0	0
Percent Low/Mod				

**Annual Accomplishments**

Years	Accomplishment Narrative	# Benefitting
-------	--------------------------	---------------

2013 No reported activity.

**PGM Year:** 2013

**Project:** 0035 - Northeast Youth Center Building Improvements

**IDIS Activity:** 3950 - Northeast Youth Center Building Improvements

Status: Open

Location: 3004 E Queen Ave Spokane, WA 99217-6164

Objective: Create suitable living environments

Outcome: Availability/accessibility

Matrix Code: Child Care Centers (03M)

National Objective: LMC

**Initial Funding Date:** 04/30/2014

**Financing**

**Description:**

Capital improvements including renovation of the 2nd floor restrooms and HVAC upgrades.

Funded Amount: 59,000.00

Drawn Thru Program Year: 2,732.10

Drawn In Program Year: 2,732.10

**Proposed Accomplishments**

Public Facilities : 1

**Actual Accomplishments**

*Number assisted:*

	Owner		Renter		Total		Person	
	Total	Hispanic	Total	Hispanic	Total	Hispanic	Total	Hispanic
White:	0	0	0	0	0	0	0	0
Black/African American:	0	0	0	0	0	0	0	0
Asian:	0	0	0	0	0	0	0	0
American Indian/Alaskan Native:	0	0	0	0	0	0	0	0
Native Hawaiian/Other Pacific Islander:	0	0	0	0	0	0	0	0

American Indian/Alaskan Native & White:	0	0	0	0	0	0	0	0
Asian White:	0	0	0	0	0	0	0	0
Black/African American & White:	0	0	0	0	0	0	0	0
American Indian/Alaskan Native & Black/African American:	0	0	0	0	0	0	0	0
Other multi-racial:	0	0	0	0	0	0	0	0
Asian/Pacific Islander:	0	0	0	0	0	0	0	0
Hispanic:	0	0	0	0	0	0	0	0
<b>Total:</b>	<b>0</b>	<b>0</b>	<b>0</b>	<b>0</b>	<b>0</b>	<b>0</b>	<b>0</b>	<b>0</b>
Female-headed Households:	0		0		0			

*Income Category:*

	Owner	Renter	Total	Person
Extremely Low	0	0	0	0
Low Mod	0	0	0	0
Moderate	0	0	0	0
Non Low Moderate	0	0	0	0
Total	0	0	0	0
Percent Low/Mod				

**Annual Accomplishments**

Years	Accomplishment Narrative	# Benefitting
-------	--------------------------	---------------

2013 The Northeast Youth Center completed a bathroom renovation. Billings will be submitted during the month of June 2014. Benefit is reported under activity #3952.

**PGM Year:** 2013

**Project:** 0012 - Daybreak Youth Services Treatment

**IDIS Activity:** 3951 - Daybreak Youth Services Treatment

Status: Open

Location: 960 E 3rd Ave Spokane, WA 99202-2241

Objective: Create suitable living environments

Outcome: Availability/accessibility

Matrix Code: Mental Health Services (050)

National Objective: LMC

**Initial Funding Date:** 04/28/2014

**Financing**

Funded Amount: 5,000.00

Drawn Thru Program Year: 0.00

Drawn In Program Year: 0.00

**Description:**

Outpatient substance abuse treatment and youth center, provided to low income clients, after school and during summer.

Youth come to Daybreak through referrals from probation officers, caseworkers, school administrators, parents and the child themselves.

**Proposed Accomplishments**

People (General) : 700

**Actual Accomplishments**

Number assisted:

Owner		Renter		Total		Person	
Total	Hispanic	Total	Hispanic	Total	Hispanic	Total	Hispanic

White:	0	0	0	0	0	0	0	0
Black/African American:	0	0	0	0	0	0	0	0
Asian:	0	0	0	0	0	0	0	0
American Indian/Alaskan Native:	0	0	0	0	0	0	0	0
Native Hawaiian/Other Pacific Islander:	0	0	0	0	0	0	0	0
American Indian/Alaskan Native & White:	0	0	0	0	0	0	0	0
Asian White:	0	0	0	0	0	0	0	0
Black/African American & White:	0	0	0	0	0	0	0	0
American Indian/Alaskan Native & Black/African American:	0	0	0	0	0	0	0	0
Other multi-racial:	0	0	0	0	0	0	0	0
Asian/Pacific Islander:	0	0	0	0	0	0	0	0
Hispanic:	0	0	0	0	0	0	0	0
<b>Total:</b>	<b>0</b>	<b>0</b>	<b>0</b>	<b>0</b>	<b>0</b>	<b>0</b>	<b>0</b>	<b>0</b>

Female-headed Households: 0 0 0

*Income Category:*

	Owner	Renter	Total	Person
Extremely Low	0	0	0	0
Low Mod	0	0	0	0
Moderate	0	0	0	0
Non Low Moderate	0	0	0	0
Total	0	0	0	0
Percent Low/Mod				

**Annual Accomplishments**

Years	Accomplishment Narrative	# Benefitting
-------	--------------------------	---------------

2013 No reported activity.

**PGM Year:** 2013

**Project:** 0034 - Northeast Youth Center

**IDIS Activity:** 3952 - Northeast Youth Center

Status: Open

Location: 3004 E Queen Ave Spokane, WA 99217-6164

Objective: Create suitable living environments

Outcome: Availability/accessibility

Matrix Code: Youth Services (05D)

National Objective: LMC

**Initial Funding Date:** 04/28/2014

**Financing**

Funded Amount: 9,000.00

Drawn Thru Program Year: 0.00

Drawn In Program Year: 0.00

**Description:**

The Youth Center offers young children, aged 5-14, a safe, productive place to be outside of school hours.

It will be a safe place free of drugs and violence and an opportunity to be mentored by one of the most outstanding young adults.

The Center is open on Saturdays from 10 am to 4 pm.

**Proposed Accomplishments**

People (General) : 140

## Actual Accomplishments

Number assisted:

	Owner		Renter		Total		Person	
	Total	Hispanic	Total	Hispanic	Total	Hispanic	Total	Hispanic
White:	0	0	0	0	0	0	98	8
Black/African American:	0	0	0	0	0	0	5	0
Asian:	0	0	0	0	0	0	0	0
American Indian/Alaskan Native:	0	0	0	0	0	0	7	2
Native Hawaiian/Other Pacific Islander:	0	0	0	0	0	0	4	4
American Indian/Alaskan Native & White:	0	0	0	0	0	0	1	1
Asian White:	0	0	0	0	0	0	0	0
Black/African American & White:	0	0	0	0	0	0	8	1
American Indian/Alaskan Native & Black/African American:	0	0	0	0	0	0	5	0
Other multi-racial:	0	0	0	0	0	0	34	8
Asian/Pacific Islander:	0	0	0	0	0	0	0	0
Hispanic:	0	0	0	0	0	0	0	0
<b>Total:</b>	<b>0</b>	<b>0</b>	<b>0</b>	<b>0</b>	<b>0</b>	<b>0</b>	<b>162</b>	<b>24</b>
Female-headed Households:	0		0		0			

Income Category:

	Owner	Renter	Total	Person
Extremely Low	0	0	0	74
Low Mod	0	0	0	66
Moderate	0	0	0	10
Non Low Moderate	0	0	0	12
Total	0	0	0	162
Percent Low/Mod				92.6%

## Annual Accomplishments

Years	Accomplishment Narrative	# Benefitting
-------	--------------------------	---------------

2013	The program has served 162 clients to date. The most significant accomplishment of the program was its success in providing a stable environment for low income and at risk youth, while also fostering a sense of community and self-worth. The program achieved this by providing a wide range of recreational opportunities, many of which were team based. A partnership with Gonzaga and Whitworth universities allowed for program participants to engage in mentorship opportunities and assistance with school work. Civic responsibility was promoted through neighborhood cleanup and yard work activities in the community.	
------	--	--

PGM Year: 2013

Project: 0014 - ECCC HVAC Upgrades

IDIS Activity: 3953 - ECCC HVAC/Capital Improvements

Status: Open

Location: 500 S Stone St Spokane, WA 99202-4150

Objective: Create suitable living environments

Outcome: Availability/accessibility

Matrix Code: Neighborhood Facilities (03E)

National Objective: LMC

Initial Funding Date: 04/30/2014

Description:

Eligible capital improvements for the Community Center.

Financing

PR03 - SPOKANE

Funded Amount: 66,842.00  
 Drawn Thru Program Year: 9,549.75  
 Drawn In Program Year: 9,549.75

### Proposed Accomplishments

### Actual Accomplishments

Number assisted:

	Owner		Renter		Total		Person	
	Total	Hispanic	Total	Hispanic	Total	Hispanic	Total	Hispanic
White:	0	0	0	0	0	0		0
Black/African American:	0	0	0	0	0	0	0	0
Asian:	0	0	0	0	0	0	0	0
American Indian/Alaskan Native:	0	0	0	0	0	0	0	0
Native Hawaiian/Other Pacific Islander:	0	0	0	0	0	0	0	0
American Indian/Alaskan Native & White:	0	0	0	0	0	0	0	0
Asian White:	0	0	0	0	0	0	0	0
Black/African American & White:	0	0	0	0	0	0	0	0
American Indian/Alaskan Native & Black/African American:	0	0	0	0	0	0	0	0
Other multi-racial:	0	0	0	0	0	0	0	0
Asian/Pacific Islander:	0	0	0	0	0	0	0	0
Hispanic:	0	0	0	0	0	0	0	0
<b>Total:</b>	<b>0</b>	<b>0</b>	<b>0</b>	<b>0</b>	<b>0</b>	<b>0</b>	<b>0</b>	<b>0</b>
Female-headed Households:	0		0		0			

Income Category:

	Owner	Renter	Total	Person
Extremely Low	0	0	0	0
Low Mod	0	0	0	0
Moderate	0	0	0	0
Non Low Moderate	0	0	0	0
Total	0	0	0	0
Percent Low/Mod				

### Annual Accomplishments

Years	Accomplishment Narrative	# Benefitting
-------	--------------------------	---------------

2013	Upgrades were made to the HVAC system. Benefit is reported under activity #3923.	
------	--	--

PGM Year: 2011

Project: 0031 - Housing Rehabilitation

IDIS Activity: 3954 - HR Housing Loan Portfolio

Status: Open

Location: TBD Spokane, WA 99201

Objective: Provide decent affordable housing

Outcome: Sustainability

Matrix Code: Rehab; Single-Unit Residential (14A)

National Objective: LMH



**Initial Funding Date:** 05/22/2014

**Financing**

Funded Amount: 45,557.82

Drawn Thru Program Year: 8,039.06

Drawn In Program Year: 8,039.06

**Proposed Accomplishments**

**Actual Accomplishments**

*Number assisted:*

	Owner		Renter		Total		Person	
	Total	Hispanic	Total	Hispanic	Total	Hispanic	Total	Hispanic
White:	0	0	0	0	0	0	0	0
Black/African American:	0	0	0	0	0	0	0	0
Asian:	0	0	0	0	0	0	0	0
American Indian/Alaskan Native:	0	0	0	0	0	0	0	0
Native Hawaiian/Other Pacific Islander:	0	0	0	0	0	0	0	0
American Indian/Alaskan Native & White:	0	0	0	0	0	0	0	0
Asian White:	0	0	0	0	0	0	0	0
Black/African American & White:	0	0	0	0	0	0	0	0
American Indian/Alaskan Native & Black/African American:	0	0	0	0	0	0	0	0
Other multi-racial:	0	0	0	0	0	0	0	0
Asian/Pacific Islander:	0	0	0	0	0	0	0	0
Hispanic:	0	0	0	0	0	0	0	0
<b>Total:</b>	<b>0</b>	<b>0</b>	<b>0</b>	<b>0</b>	<b>0</b>	<b>0</b>	<b>0</b>	<b>0</b>
Female-headed Households:	0		0		0			

*Income Category:*

	Owner	Renter	Total	Person
Extremely Low	0	0	0	0
Low Mod	0	0	0	0
Moderate	0	0	0	0
Non Low Moderate	0	0	0	0
Total	0	0	0	0
Percent Low/Mod				

**Annual Accomplishments**

No data returned for this view. This might be because the applied filter excludes all data.

**Description:**

Funds for expenses associated with managing the single family loan portfolio and owned properties.

**Total Funded Amount: \$34,964,241.28**

Total Drawn Thru Program Year: \$33,532,803.07

Total Drawn In Program Year: \$4,457,395.58

## ATTACHMENT H

Summary of Consolidated Plan Projects  
For Plan Year 2013  
(IDIS Report C04PR02)

IDIS - PR02

U.S. Department of Housing and Urban Development  
Office of Community Planning and Development  
Integrated Disbursement and Information System  
List of Activities By Program Year And Project  
SPOKANE,WA

DATE: 06-30-14  
TIME: 9:49  
PAGE: 1

REPORT FOR CPD PROGRAM CDBG, HOPWA-C, HESG, HOPWA, HOME, HPRP,  
PGM YR 2013

Plan Year	IDIS Project	Project	IDIS Activity ID	Activity Name	Activity Status	Program	Funded Amount	Draw Amount	Balance
2013	1	2013 Execution/Administration	3942	CHHS Execution/Administration	Open	CDBG	\$925,165.36	\$298,318.69	\$626,846.67
		<b>Project Total</b>					<b>\$925,165.36</b>	<b>\$298,318.69</b>	<b>\$626,846.67</b>
	4	Better Living Center Walk-in Freezer	3938	Better Living Center Walk-In Freezer	Open	CDBG	\$13,000.00	\$13,000.00	\$0.00
		<b>Project Total</b>					<b>\$13,000.00</b>	<b>\$13,000.00</b>	<b>\$0.00</b>
	8	Blessings Under the Bridge Homeless Assistance	3905	Blessings under the Bridge Homeless Assistance	Completed	CDBG	\$5,000.00	\$5,000.00	\$0.00
		<b>Project Total</b>					<b>\$5,000.00</b>	<b>\$5,000.00</b>	<b>\$0.00</b>
	10	Corbin Senior Center	3940	Corbin Senior Activity Center	Completed	CDBG	\$5,000.00	\$5,000.00	\$0.00
		<b>Project Total</b>					<b>\$5,000.00</b>	<b>\$5,000.00</b>	<b>\$0.00</b>
	12	Daybreak Youth Services Treatment	3951	Daybreak Youth Services Treatment	Open	CDBG	\$5,000.00	\$0.00	\$5,000.00
		<b>Project Total</b>					<b>\$5,000.00</b>	<b>\$0.00</b>	<b>\$5,000.00</b>
	13	East Central Community Center Operations	3923	ECCC Operations	Open	CDBG	\$78,000.00	\$78,000.00	\$0.00
		<b>Project Total</b>					<b>\$78,000.00</b>	<b>\$78,000.00</b>	<b>\$0.00</b>
	14	ECCC HVAC Upgrades	3953	ECCC HVAC/Capital Improvements	Open	CDBG	\$66,842.00	\$9,549.75	\$57,292.25
		<b>Project Total</b>					<b>\$66,842.00</b>	<b>\$9,549.75</b>	<b>\$57,292.25</b>
	15	ECCO Computer Lab Program	3909	ECCO Computer Lab	Open	CDBG	\$5,000.00	\$5,000.00	\$0.00
		<b>Project Total</b>					<b>\$5,000.00</b>	<b>\$5,000.00</b>	<b>\$0.00</b>
	16	ECCO Food Bank Program	3932	ECCO Food Bank Program	Open	CDBG	\$5,000.00	\$5,000.00	\$0.00
		<b>Project Total</b>					<b>\$5,000.00</b>	<b>\$5,000.00</b>	<b>\$0.00</b>
	17	ECCO Senior Program	3908	ECCO Senior Program	Open	CDBG	\$5,000.00	\$5,000.00	\$0.00
		<b>Project Total</b>					<b>\$5,000.00</b>	<b>\$5,000.00</b>	<b>\$0.00</b>
	18	ECCO Youth Program	3912	ECCO Youth Program	Open	CDBG	\$10,000.00	\$10,000.00	\$0.00
		<b>Project Total</b>					<b>\$10,000.00</b>	<b>\$10,000.00</b>	<b>\$0.00</b>
	26	Hillyard Senior Center	3949	Hillyard Senior Center	Open	CDBG	\$7,500.00	\$7,500.00	\$0.00
		<b>Project Total</b>					<b>\$7,500.00</b>	<b>\$7,500.00</b>	<b>\$0.00</b>
	28	Martin Luther King, Jr. Center Emergency Assistance	3920	Martin Luther King, Jr. Center Emergency Assistance	Open	CDBG	\$5,000.00	\$0.00	\$5,000.00
		<b>Project Total</b>					<b>\$5,000.00</b>	<b>\$0.00</b>	<b>\$5,000.00</b>
	32	Northeast Community Center Support	3906	Northeast Community Center Support	Open	CDBG	\$85,000.00	\$85,000.00	\$0.00
		<b>Project Total</b>					<b>\$85,000.00</b>	<b>\$85,000.00</b>	<b>\$0.00</b>
	34	Northeast Youth Center	3952	Northeast Youth Center	Open	CDBG	\$9,000.00	\$0.00	\$9,000.00
		<b>Project Total</b>					<b>\$9,000.00</b>	<b>\$0.00</b>	<b>\$9,000.00</b>
	35	Northeast Youth Center Building Improvements	3950	Northeast Youth Center Building Improvements	Open	CDBG	\$59,000.00	\$2,732.10	\$56,267.90
		<b>Project Total</b>					<b>\$59,000.00</b>	<b>\$2,732.10</b>	<b>\$56,267.90</b>
	36	Open Gate Homeless Services	3902	Open Gate Re-entry Resource Center	Open	CDBG	\$5,000.00	\$5,000.00	\$0.00
		<b>Project Total</b>					<b>\$5,000.00</b>	<b>\$5,000.00</b>	<b>\$0.00</b>

IDIS - PR02

U.S. Department of Housing and Urban Development  
Office of Community Planning and Development  
Integrated Disbursement and Information System  
List of Activities By Program Year And Project  
SPOKANE,WA

DATE: 06-30-14  
TIME: 9:49  
PAGE: 2

Plan Year	IDIS Project	Project	IDIS Activity ID	Activity Name	Activity Status	Program	Funded Amount	Draw Amount	Balance
2013	37	Our Place Ministries	3936	Our Place Community Ministries	Completed	CDBG	\$5,000.00	\$5,000.00	\$0.00
		<b>Project Total</b>					<b>\$5,000.00</b>	<b>\$5,000.00</b>	<b>\$0.00</b>
	39	Peaceful Valley Community Center Support	3913	PVCC Support	Open	CDBG	\$30,000.00	\$21,899.06	\$8,100.94
		<b>Project Total</b>					<b>\$30,000.00</b>	<b>\$21,899.06</b>	<b>\$8,100.94</b>
	40	Peaceful Valley Community Center Youth Program	3910	PVCC Youth Program	Completed	CDBG	\$10,000.00	\$10,000.00	\$0.00
		<b>Project Total</b>					<b>\$10,000.00</b>	<b>\$10,000.00</b>	<b>\$0.00</b>
	45	Salvation Army Homeless Services	3941	Salvation Army Homeless Services	Open	CDBG	\$5,000.00	\$0.00	\$5,000.00
		<b>Project Total</b>					<b>\$5,000.00</b>	<b>\$0.00</b>	<b>\$5,000.00</b>
	46	Second Harvest Food Bank	3937	Second Harvest Food Bank	Open	CDBG	\$7,500.00	\$6,543.08	\$956.92
		<b>Project Total</b>					<b>\$7,500.00</b>	<b>\$6,543.08</b>	<b>\$956.92</b>
	47	Sidewalk Construction/Reconstruction	3930	Sidewalk Construction/Reconstruction	Open	CDBG	\$507,417.00	\$409,837.27	\$97,579.73
		<b>Project Total</b>					<b>\$507,417.00</b>	<b>\$409,837.27</b>	<b>\$97,579.73</b>
	49	Southwest (LFCC) Community Center Building Improvements	3935	Southwest Community Center Building Improvements	Open	CDBG	\$124,322.91	\$0.00	\$124,322.91
		<b>Project Total</b>					<b>\$124,322.91</b>	<b>\$0.00</b>	<b>\$124,322.91</b>
	50	Spokane COPS	3894	Spokane COPS	Canceled	CDBG	\$0.00	\$0.00	\$0.00
			3911	Spokane COPS	Open	CDBG	\$5,000.00	\$4,996.10	\$3.90
		<b>Project Total</b>					<b>\$5,000.00</b>	<b>\$4,996.10</b>	<b>\$3.90</b>
	51	SNAP Emergency Housing Repair	3924	SNAP Emergency Housing Repair	Open	CDBG	\$50,000.00	\$41,498.88	\$8,501.12
		<b>Project Total</b>					<b>\$50,000.00</b>	<b>\$41,498.88</b>	<b>\$8,501.12</b>
	54	SNAP Minor Home Repair	3914	SNAP Minor Home Repair	Open	CDBG	\$30,000.00	\$22,972.84	\$7,027.16
		<b>Project Total</b>					<b>\$30,000.00</b>	<b>\$22,972.84</b>	<b>\$7,027.16</b>
	55	St. Margaret's Furniture Bank	3903	St. Margaret's Community Warehouse	Completed	CDBG	\$7,500.00	\$7,500.00	\$0.00
		<b>Project Total</b>					<b>\$7,500.00</b>	<b>\$7,500.00</b>	<b>\$0.00</b>
	57	Street Trees	3921	Street Trees - Nevada Lidgerwood	Open	CDBG	\$26,934.55	\$12,181.23	\$14,753.32
			3926	Street Tree Replacement - Nevada Lidgerwood	Canceled	CDBG	\$0.00	\$0.00	\$0.00
		<b>Project Total</b>					<b>\$26,934.55</b>	<b>\$12,181.23</b>	<b>\$14,753.32</b>
	60	Transitions New Leaf Job Training Program	3916	Transitions New Leaf Job Training Program	Open	CDBG	\$12,212.00	\$11,200.47	\$1,011.53
		<b>Project Total</b>					<b>\$12,212.00</b>	<b>\$11,200.47</b>	<b>\$1,011.53</b>
	61	Transitions Women's Hearth	3915	Transitions Women's Hearth	Open	CDBG	\$15,000.00	\$14,234.40	\$765.60
		<b>Project Total</b>					<b>\$15,000.00</b>	<b>\$14,234.40</b>	<b>\$765.60</b>
	63	VOA Crosswalk	3904	VOA Crosswalk	Completed	CDBG	\$5,000.00	\$5,000.00	\$0.00
		<b>Project Total</b>					<b>\$5,000.00</b>	<b>\$5,000.00</b>	<b>\$0.00</b>
	64	VOA Hope House Emergency Shelter	3901	VOA Hope House Emergency Shelter	Open	CDBG	\$5,000.00	\$4,928.11	\$71.89
		<b>Project Total</b>					<b>\$5,000.00</b>	<b>\$4,928.11</b>	<b>\$71.89</b>
	65	West Central Community Center Support	3907	West Central Community Center Support	Open	CDBG	\$70,000.00	\$44,144.00	\$25,856.00
		<b>Project Total</b>					<b>\$70,000.00</b>	<b>\$44,144.00</b>	<b>\$25,856.00</b>
	66	West Central Community Center Youth Program	3899	WCCC Youth Program	Open	CDBG	\$10,000.00	\$7,481.00	\$2,519.00



IDIS - PR02

U.S. Department of Housing and Urban Development  
Office of Community Planning and Development  
Integrated Disbursement and Information System  
List of Activities By Program Year And Project  
SPOKANE,WA

DATE: 06-30-14  
TIME: 9:49  
PAGE: 3

Plan Year	IDIS Project	Project	IDIS Activity ID	Activity Name	Activity Status	Program	Funded Amount	Draw Amount	Balance
2013	66	Project Total					\$10,000.00	\$7,481.00	\$2,519.00
	67	YFA Connections	3900	YFA Connections	Completed	CDBG	\$5,000.00	\$5,000.00	\$0.00
		Project Total					\$5,000.00	\$5,000.00	\$0.00
	68	2013 HOME Execution/Administration	3939	HOME Administration	Open	HOME	\$97,748.29	\$34,820.71	\$62,927.58
		Project Total					\$97,748.29	\$34,820.71	\$62,927.58
	72	H-ESG Spokane	3875	ESG13 Rapid Re-Housing	Open	HESG	\$100,867.00	\$100,867.00	\$0.00
			3876	Singles Homeless Outreach Project (CDBG)	Completed	CDBG	\$33,422.00	\$33,422.00	\$0.00
						HESG	\$61,956.79	\$61,956.79	\$0.00
			3877	ESG13 Data Collection (HMIS)	Open	HESG	\$14,522.73	\$13,052.85	\$1,469.88
			3878	ESG13- Administration	Open	HESG	\$11,663.27	\$10,743.76	\$919.51
		Project Total					\$222,431.79	\$220,042.40	\$2,389.39
						CDBG	\$2,257,815.82	\$1,201,938.98	\$1,055,876.84
		Program Total				HESG	\$189,009.79	\$186,620.40	\$2,389.39
						HOME	\$97,748.29	\$34,820.71	\$62,927.58
		2013 Total					\$2,544,573.90	\$1,423,380.09	\$1,121,193.81
						CDBG	\$2,257,815.82	\$1,201,938.98	\$1,055,876.84
						HESG	\$189,009.79	\$186,620.40	\$2,389.39
						HOME	\$97,748.29	\$34,820.71	\$62,927.58
		Program Grand Total					\$2,544,573.90	\$1,423,380.09	\$1,121,193.81
		Grand Total							

# ATTACHMENT I

Rehabilitation Activities for 2013  
(IDIS Report C04PR10)

IDIS - PR10

U.S. Department of Housing and Urban Development  
Office of Community Planning and Development  
Integrated Disbursement and Information System  
CDBG Housing Activities  
SPOKANE, WA

DATE: 06-30-14  
TIME: 10:06  
PAGE: 1

PGM YEAR	PROJ ID	IDIS ACT ID	ACTIVITY NAME	STATUS	MTX CD	NTL OBJ	Total EST. AMT	% CDBG	CDBG DRAWN AMOUNT	OCCUPIED TOTAL	UNITS L/M	% L/M	CUMULATIVE OCCUPIED OWNER	UNITS RENTER
2013	3503	3924	SNAP Emergency Housing Repair	OPEN	14A	LMH	134,961.00	30.7	41,498.88	57	57	100.0	57	0
2013	3506	3914	SNAP Minor Home Repair	OPEN	14A	LMH	134,961.00	17.0	22,972.84	66	66	100.0	66	0
2013 TOTALS: BUDGETED/UNDERWAY							269,922.00	23.8	64,471.72	123	123	100.0	123	0
COMPLETED							0.00	0.0	0.00	0	0	0.0	0	0
							269,922.00	23.8	64,471.72	123	123	100.0	123	0
PGM YEAR	PROJ ID	IDIS ACT ID	ACTIVITY NAME	STATUS	MTX CD	NTL OBJ	Total EST. AMT	% CDBG	CDBG DRAWN AMOUNT	OCCUPIED TOTAL	UNITS L/M	% L/M	CUMULATIVE OCCUPIED OWNER	UNITS RENTER
2012	0343	3804	ECCO Rose Apartments Renovation	COM	14B	LMH	1,181,057.00	0.0	13,500.00	0	0	0.0	0	0
2012	0358	3805	Rehab Program Manager	OPEN	14H	LMH	520,412.79	0.0	453,303.41	0	0	0.0	0	0
2012	0358	3823	Warranty Default Fund	COM	14A	LMH	13,486.41	0.0	13,486.41	0	0	0.0	0	0
2012	0358	3829	Roofs Only Program	OPEN	14A	LMH	231,844.18	95.3	220,979.30	21	21	100.0	21	0
2012	0358	3845	Housing Rehabilitation (2012)	COM	14A	LMH	65,364.62	100.0	65,364.62	9	9	100.0	9	0
2012	0358	3850	Housing Rehabilitation (2012)	OPEN	14A	LMH	1,142,319.31	97.3	1,112,024.51	68	55	80.9	68	0
2012	0361	3947	VOA Alexandria/Luhn Improvements	OPEN	14A	LMH	21,725.00	0.0	6,922.52	0	0	0.0	0	0
2012	0406	3841	SNAP Emergency Housing Repair	COM	14A	LMH	100,000.00	100.0	100,000.00	107	107	100.0	107	0
2012	0409	3821	SNAP Minor Home Repair	COM	14A	LMH	77,545.00	64.5	50,000.00	116	116	100.0	116	0
2012	0417	3862	VOA Luhn House Acquisition	COM	14G	LMH	20,000.00	0.0	20,000.00	0	0	0.0	0	0
2012 TOTALS: BUDGETED/UNDERWAY							1,916,301.28	93.5	1,793,229.74	89	76	85.3	89	0
COMPLETED							1,457,453.03	18.0	262,351.03	232	232	100.0	232	0
							3,373,754.31	60.9	2,055,580.77	321	308	95.9	321	0

IDIS - PR10

U.S. Department of Housing and Urban Development  
Office of Community Planning and Development  
Integrated Disbursement and Information System  
CDBG Housing Activities  
SPOKANE, WA

DATE: 06-30-14  
TIME: 10:06  
PAGE: 2

PGM YEAR	PROJ ID	IDIS ACT ID	ACTIVITY NAME	STATUS	MTX CD	NTL OBJ	Total		CDBG DRAWN AMOUNT	OCCUPIED TOTAL	UNITS L/M	% L/M	CUMULATIVE	
							EST. AMT	% CDBG					OCCUPIED OWNER	UNITS RENTER
2011	3645	3803	ECCO Rose Apartments Renovations	COM	14B	LMH	1,177,557.00	0.0	10,000.00	0	0	0.0	0	5
2011	3656	3679	Program Manager Fee	COM	14H	LMH	359,332.30	0.0	359,332.30	0	0	0.0	0	0
2011	3656	3681	HR Housing Loan Portfolio	COM	14H	LMH	276,659.06	0.0	276,659.06	0	0	0.0	0	0
2011	3656	3682	Housing Rehabilitation	COM	14A	LMH	1,036,196.00	100.0	1,036,196.00	46	46	100.0	46	0
2011	3656	3771	AD SF Rehab Administration	OPEN	14H	LMH	299,999.98	0.0	257,268.11	0	0	0.0	0	0
2011	3656	3853	HR Housing Loan Portfolio	COM	14A	LMH	71,291.25	0.0	71,291.25	0	0	0.0	0	0
2011	3656	3954	HR Housing Loan Portfolio	OPEN	14A	LMH	45,557.82	0.0	8,039.06	0	0	0.0	0	0
2011	3658	3683	Lead Based Paint Remediation	COM	14I	LMH	14,582.65	100.0	14,582.65	10	10	100.0	10	0
2011	3797	3684	Roofs Only Program	COM	14A	LMH	125,000.00	100.0	125,000.00	16	16	100.0	16	0
2011	3843	3685	Emergency Housing Repair	COM	14A	LMH	142,999.00	62.9	90,000.00	105	105	100.0	105	0
2011	3847	3706	SNAP Minor Home Repair	COM	14A	LMH	70,545.00	63.8	45,000.00	152	152	100.0	152	0
2011	3848	3744	SNAP Resident Court Elevator Upgrade	COM	14B	LMH	15,796.00	100.0	15,796.00	36	36	100.0	0	36
2011 TOTALS: BUDGETED/UNDERWAY							345,557.80	76.7	265,307.17	0	0	0.0	0	0
COMPLETED							3,289,958.26	62.1	2,043,857.26	365	365	100.0	329	41
							3,635,516.06	63.5	2,309,164.43	365	365	100.0	329	41

PGM YEAR	PROJ ID	IDIS ACT ID	ACTIVITY NAME	STATUS	MTX CD	NTL OBJ	Total		CDBG DRAWN AMOUNT	OCCUPIED TOTAL	UNITS L/M	% L/M	CUMULATIVE	
							EST. AMT	% CDBG					OCCUPIED OWNER	UNITS RENTER
2010	8860	3525	Rehab Program Manager	COM	14A	LMH	381,201.31	0.0	381,201.31	0	0	0.0	0	0
2010	8860	3530	HR Housing Loan Portfolio	COM	14A	LMH	441,921.05	0.0	441,921.05	0	0	0.0	0	0
2010	8860	3531	Single Family Rehabilitation	COM	14A	LMH	1,131,624.00	100.0	1,131,624.00	44	44	100.0	44	0
2010	8860	3652	AD SF Rehab Administration	COM	14H	LMH	350,000.00	0.0	350,000.00	0	0	0.0	0	0
2010	8863	3615	HR LEAD BASED PAINT REMEDIATION	COM	14I	LMH	26,381.20	100.0	26,381.20	17	17	100.0	17	0
2010	8917	3637	Rebuilding Together	COM	14A	LMH	55,597.00	9.0	5,000.00	3	3	100.0	3	0

IDIS - PR10

U.S. Department of Housing and Urban Development  
Office of Community Planning and Development  
Integrated Disbursement and Information System  
CDBG Housing Activities  
SPOKANE, WA

DATE: 06-30-14  
TIME: 10:06  
PAGE: 3

2010	8921	3558	Roofs Only Program	COM	14A	LMH	100,000.00	100.0	100,000.00	14	14	100.0	14	0
2010	8937	3529	HR EMERGENCY HOUSING REPAIR - SNAP	COM	14A	LMH	182,404.00	68.5	125,000.00	160	160	100.0	160	0
2010	8943	3559	SNAP Minor Home Repair	COM	14A	LMH	71,250.00	70.2	50,000.00	147	147	100.0	147	0
2010	8945	3660	SNAP Resident Court	COM	14B	LMH	41,706.30	0.0	41,706.30	0	0	0.0	0	0
2010	8963	3584	Summit View Apartments	COM	14B	LMH	36,005.79	100.0	36,005.79	32	32	100.0	0	32
2010 TOTALS: BUDGETED/UNDERWAY							0.00	0.0	0.00	0	0	0.0	0	0
COMPLETED							2,818,090.65	95.4	2,688,839.65	417	417	100.0	385	32
							2,818,090.65	95.4	2,688,839.65	417	417	100.0	385	32

PGM	PROJ	IDIS			MTX	NTL	Total		CDBG	OCCUPIED	UNITS		CUMULATIVE	
YEAR	ID	ACT ID	ACTIVITY NAME	STATUS	CD	OBJ	EST. AMT	% CDBG	DRAWN AMOUNT	TOTAL	L/M	% L/M	OCCUPIED OWNER	UNITS RENTER
2009	0029	3587	Habitat for Humanity Single Family Rehab	COM	14A	LMH	5,000.00	100.0	5,000.00	1	1	100.0	1	0
2009	0034	3334	Program Manager Fees	COM	14H	LMH	378,401.26	0.0	378,401.26	0	0	0.0	0	0
2009	0034	3425	HR SF HOUSING REHABILITATION	COM	14A	LMH	1,100,000.00	100.0	1,100,000.00	55	55	100.0	55	0
2009	0034	3497	Single Family Rehab Administration	COM	14H	LMH	325,000.00	0.0	325,000.00	0	0	0.0	0	0
2009	0038	3484	L'Arche Spokane Housing Renovation	COM	14B	LMH	129,041.59	66.4	85,741.59	24	24	100.0	0	24
2009	0039	3420	HR LEAD BASED PAINT REMEDIATION	COM	14I	LMH	70,000.00	100.0	70,000.00	36	36	100.0	36	0
2009	0068	3421	HR ROOFS ONLY	COM	14A	LMH	200,000.00	100.0	200,000.00	20	20	100.0	20	0
2009	0085	3401	HR EMERGENCY HOUSING REPAIR - SNAP	COM	14A	LMH	199,106.00	74.6	148,578.00	239	239	100.0	239	0
2009	0089	3395	SNAP Minor Home Repair	COM	14A	LMH	135,528.00	62.7	85,000.00	343	343	100.0	343	0
2009 TOTALS: BUDGETED/UNDERWAY							0.00	0.0	0.00	0	0	0.0	0	0
COMPLETED							2,542,076.85	94.3	2,397,720.85	718	718	100.0	694	24
							2,542,076.85	94.3	2,397,720.85	718	718	100.0	694	24

PGM	PROJ	IDIS			MTX	NTL	Total		CDBG	OCCUPIED	UNITS		CUMULATIVE	
YEAR	ID	ACT ID	ACTIVITY NAME	STATUS	CD	OBJ	EST. AMT	% CDBG	DRAWN AMOUNT	TOTAL	L/M	% L/M	OCCUPIED OWNER	UNITS RENTER



IDIS - PR10

U.S. Department of Housing and Urban Development  
Office of Community Planning and Development  
Integrated Disbursement and Information System  
CDBG Housing Activities  
SPOKANE, WA

DATE: 06-30-14

TIME: 10:06

PAGE: 4

2008	0031	3203 PROGRAM MANAGER	COM	14H	LMH	390,672.09	0.0	390,672.09	0	0	0.0	0	0
2008	0031	3257 SINGLE FAMILY REHAB ADMINISTRATION	COM	14H	LMH	500,000.00	0.0	500,000.00	0	0	0.0	0	0
2008	0031	3271 HR SF HOUSING REHABILITATION	COM	14A	LMH	1,421,330.58	99.3	1,411,330.58	53	53	100.0	53	0
2008	0031	3419 Warranty Default Fund	COM	14A	LMH	432.63	0.0	432.63	0	0	0.0	0	0
2008	0032	3315 IMPACT CAPITAL PREDEV LOAN-MARTINDALE	COM	14B	LMH	61,514.00	39.8	24,507.00	50	37	74.0	0	50
2008	0032	3360 IMPACT CAPITAL PREDEV LOAN-KENSINGTON CT APTS	COM	14B	LMH	44,952.00	2.0	888.00	29	26	89.7	0	29
2008	0032	3578 Community Frameworks Hoffman Apartments Predevelopment Loan	COM	14G	LMH	5,047.50	100.0	5,047.50	16	11	68.8	0	16
2008	0034	3289 HR LEAD BASED PAINT REMEDIATION	COM	14I	LMH	75,000.00	100.0	75,000.00	23	23	100.0	23	0
2008	0070	3283 HR ROOFS ONLY	COM	14A	LMH	128,669.42	100.0	128,669.42	19	19	100.0	19	0
2008	0088	3255 HR EMERGENCY HOUSING REPAIR - SNAP	COM	14A	LMH	278,647.00	79.0	220,000.00	265	265	100.0	265	0
2008	0090	3244 SNAP MINOR HOME REPAIR	COM	14A	LMH	173,647.00	66.2	115,000.00	295	295	100.0	295	0
2008	0101	3266 TRANSITIONS "CHIARA" HOUSE	COM	14B	LMH	30,000.00	100.0	30,000.00	3	3	100.0	0	3
2008	TOTALS: BUDGETED/UNDERWAY					0.00	0.0	0.00	0	0	0.0	0	0
	COMPLETED					3,109,912.22	93.2	2,901,547.22	753	732	97.2	655	98
						3,109,912.22	93.2	2,901,547.22	753	732	97.2	655	98

PGM YEAR	PROJ ID	IDIS ACT ID	ACTIVITY NAME	STATUS	MTX CD	NTL OBJ	Total EST. AMT	% CDBG	CDBG DRAWN AMOUNT	OCCUPIED TOTAL	UNITS L/M	% L/M	CUMULATIVE OCCUPIED OWNER	UNITS RENTER
2007	0028	3004	ESD 101 SERVICE TEAM EQUIPMENT	COM	14A	LMH	14,999.99	100.0	14,999.99	34	34	100.0	34	0
2007	0035	2913	SINGLE FAMILY REHAB ADMINISTRATION	COM	14H	LMH	180,000.00	0.0	180,000.00	0	0	0.0	0	0
2007	0035	2937	PROGRAM MANAGER	COM	14A	LMH	379,102.61	0.0	379,102.61	0	0	0.0	0	0
2007	0035	2997	HR SF HOUSING REHABILITATION	COM	14A	LMH	1,600,000.00	100.0	1,600,000.00	71	71	100.0	71	0
2007	0036	2918	HR LEAD BASED PAINT REMEDIATION	COM	14I	LMH	30,223.19	100.0	30,223.19	18	18	100.0	18	0
2007	0067	3013	HR ROOFS ONLY	COM	14A	LMH	286,752.56	100.0	286,752.56	36	36	100.0	36	0
2007	0076	3339	SNAP Downtown Building Improvements - Collins	COM	14B	LMH	503.29	100.0	503.29	36	36	100.0	0	36
2007	0077	2944	HR EMERGENCY HOUSING REPAIR - SNAP	COM	14A	LMH	302,960.00	80.9	245,000.00	275	275	100.0	275	0

IDIS - PR10

U.S. Department of Housing and Urban Development  
Office of Community Planning and Development  
Integrated Disbursement and Information System  
CDBG Housing Activities  
SPOKANE, WA

DATE: 06-30-14  
TIME: 10:06  
PAGE: 5

2007	0079	2972	SNAP MINOR HOME REPAIR	COM	14A	LMH	182,960.00	68.3	125,000.00	304	304	100.0	304	0
2007	0096	3062	TRANSITIONS/MIRYAM'S HOUSE	COM	14B	LMH	14,976.17	100.0	14,976.17	13	13	100.0	0	13
2007	TOTALS: BUDGETED/UNDERWAY						0.00	0.0	0.00	0	0	0.0	0	0
	COMPLETED						2,992,477.81	96.1	2,876,557.81	787	787	100.0	738	49
							2,992,477.81	96.1	2,876,557.81	787	787	100.0	738	49

PGM	PROJ	IDIS											CUMULATIVE	
YEAR	ID	ACT ID	ACTIVITY NAME	STATUS	MTX CD	NTL OBJ	Total EST. AMT	% CDBG	CDBG DRAWN AMOUNT	OCCUPIED TOTAL	UNITS L/M	% L/M	OCCUPIED OWNER	UNITS RENTER
2006	0001	2741	CW REHAB PROGRAM MANAGER	COM	14H	LMH	449,428.00	0.0	449,428.00	0	0	0.0	0	0
2006	0001	2832	HR SF HOUSING REHABILITATION	COM	14A	LMH	1,900,000.00	100.0	1,900,000.00	72	67	93.1	72	0
2006	0001	2835	HR WARRANTY DEFAULT FUND	COM	14A	LMH	6,022.28	0.0	6,022.28	0	0	0.0	0	0
2006	0077	2875	ESD 101 EQUIPMENT	COM	14A	LMH	15,000.00	0.0	15,000.00	0	0	0.0	0	0
2006	0078	2750	CW GUSE SUMMIT VIEW APARTMENTS	COM	14B	LMH	94,774.13	100.0	94,774.13	27	27	100.0	0	27
2006	0097	2784	HR EMERGENCY HOUSING REPAIR - SNAP	COM	14A	LMH	296,429.00	81.0	240,000.00	293	293	100.0	293	0
2006	0098	2785	CW SNAP MINOR HOME REPAIR	COM	14A	LMH	176,681.00	68.1	120,252.00	338	338	100.0	338	0
2006	0116	2833	HR LEAD BASED PAINT TESTING	COM	14A	LMH	11,050.00	100.0	11,050.00	22	22	100.0	22	0
2006	0116	2834	HR LEAD BASED PAINT REMEDIATION	COM	14I	LMH	65,080.00	100.0	65,080.00	30	30	100.0	30	0
2006	0117	2836	HR ROOFS ONLY	COM	14A	LMH	500,000.00	100.0	500,000.00	67	67	100.0	67	0
2006	TOTALS: BUDGETED/UNDERWAY						0.00	0.0	0.00	0	0	0.0	0	0
	COMPLETED						3,514,464.41	96.7	3,401,606.41	849	844	99.4	822	27
							3,514,464.41	96.7	3,401,606.41	849	844	99.4	822	27

PGM	PROJ	IDIS											CUMULATIVE	
YEAR	ID	ACT ID	ACTIVITY NAME	STATUS	MTX CD	NTL OBJ	Total EST. AMT	% CDBG	CDBG DRAWN AMOUNT	OCCUPIED TOTAL	UNITS L/M	% L/M	OCCUPIED OWNER	UNITS RENTER
2005	0069	2612	CW ESD 101 EQUIPMENT	COM	14D	LMH	5,000.00	100.0	5,000.00	44	44	100.0	0	44
2005	0071	2614	CW GUSE SUMMIT VIEW APARTMENTS	COM	14B	LMH	41,072.68	100.0	41,072.68	27	27	100.0	0	27

IDIS - PR10

U.S. Department of Housing and Urban Development  
Office of Community Planning and Development  
Integrated Disbursement and Information System  
CDBG Housing Activities  
SPOKANE, WA

DATE: 06-30-14  
TIME: 10:06  
PAGE: 6

2005	0073	2616 HR SF HOUSING REHABILITATION	COM	14A	LMH	1,615,807.45	100.0	1,615,807.45	66	66	100.0	28	38
2005	0073	2626 CW REHAB PROGRAM MANAGER	COM	14H	LMH	368,272.98	0.0	368,272.98	0	0	0.0	0	0
2005	0073	2634 HR WARRANTY DEFAULT FUND	COM	14A	LMH	8,032.03	100.0	8,032.03	4	4	100.0	4	0
2005	0073	2635 HR HOUSING LOAN PORTFOLIO	COM	14A	LMH	1,553,761.42	0.0	1,553,761.42	0	0	0.0	0	0
2005	0073	2695 CW SINGLE FAMILY ADMINISTRATION	COM	14H	LMH	550,000.00	0.0	550,000.00	0	0	0.0	0	0
2005	0075	2618 HR LEAD BASED PAINT TESTING	COM	14A	LMH	45,000.00	100.0	45,000.00	91	91	100.0	91	0
2005	0075	2671 HR LEAD BASED PAINT REMEDIATION	COM	14I	LMH	25,000.00	100.0	25,000.00	21	16	76.2	2	19
2005	0084	2628 HR ROOFS ONLY	COM	14A	LMH	267,030.02	100.0	267,030.02	36	36	100.0	12	24
2005	0091	2637 HR EMERGENCY HOUSING REPAIR - SNAP CW	COM	14A	LMH	195,646.00	100.0	195,646.00	152	152	100.0	26	126
2005	0094	2640 CW SNAP MINOR HOME REPAIR	COM	14A	LMH	70,000.00	100.0	70,000.00	286	286	100.0	0	286
2005 TOTALS: BUDGETED/UNDERWAY						0.00	0.0	0.00	0	0	0.0	0	0
COMPLETED						4,744,622.58	100.0	4,744,622.58	727	722	99.3	163	564
						4,744,622.58	100.0	4,744,622.58	727	722	99.3	163	564

PGM	PROJ	IDIS		MTX	NTL	Total		CDBG	OCCUPIED	UNITS		CUMULATIVE	
YEAR	ID	ACT ID	ACTIVITY NAME	STATUS	CD	OBJ	EST. AMT	% CDBG	DRAWN AMOUNT	TOTAL	L/M	% L/M	OCCUPIED UNITS
													OWNER
													RENTER
2004	0079	2379	HR LEAD BASED PAINT REMEDIATION	COM	14I	LMH	30,000.00	100.0	30,000.00	19	19	100.0	0
2004	0079	2486	HR LEAD BASED PAINT TESTING	COM	14A	LMH	50,000.00	100.0	50,000.00	101	83	82.2	101
2004	0088	2355	HR ROOFS ONLY	COM	14A	LMH	75,000.00	100.0	75,000.00	10	10	100.0	0
2004	0095	2445	HR EMERGENCY HOUSING REPAIR-SNAP	COM	14A	LMH	184,354.00	100.0	184,354.00	165	165	100.0	0
2004	0096	2446	CW SNAP MINOR HOME REPAIR	COM	14A	LMH	100,000.00	100.0	100,000.00	466	466	100.0	0
2004	0129	2469	HR SF HOUSING REHABILITATION	COM	14A	LMH	1,013,600.00	100.0	1,013,600.00	47	47	100.0	0
2004	0129	2470	HR HOUSING LOAN PORTFOLIO	COM	14A	LMH	271,465.60	0.0	271,465.60	0	0	0.0	0
2004	0129	2471	HR WARRANTY DEFAULT FUND	COM	14A	LMH	216.80	100.0	216.80	3	3	100.0	2
2004	0129	2472	CW PROGRAM MANAGER	COM	14H	LMH	354,270.69	0.0	354,270.69	0	0	0.0	0
2004 TOTALS: BUDGETED/UNDERWAY						0.00	0.0	0.00	0	0	0.0	0	0
COMPLETED						2,078,907.09	100.0	2,078,907.09	811	793	97.7	103	708

IDIS - PR10

U.S. Department of Housing and Urban Development  
Office of Community Planning and Development  
Integrated Disbursement and Information System  
CDBG Housing Activities  
SPOKANE, WA

DATE: 06-30-14  
TIME: 10:06  
PAGE: 7

														2,078,907.09	100.0	2,078,907.09	811	793	97.7	103	708
PGM	PROJ	IDIS					Total		CDBG		OCCUPIED	UNITS	CUMULATIVE								
YEAR	ID	ACT ID	ACTIVITY NAME	STATUS	MTX CD	NTL OBJ	EST. AMT	% CDBG	DRAWN	AMOUNT	TOTAL	L/M	% L/M	OCCUPIED OWNER	UNITS RENTER						
2003	0012	2164	DT WILTON HOTEL BUILDING IMPROVEMENTS	COM	14B	LMH	5,073.64	100.0	5,073.64		46	46	100.0	0	46						
2003	0074	2230	HR SF HOUSING REHABILITATION	COM	14A	LMH	1,487,489.50	100.0	1,487,489.50		74	74	100.0	0	74						
2003	0074	2288	SINGLE FAMILY PROGRAM MANAGER	COM	14H	LMH	306,666.41	0.0	306,666.41		0	0	0.0	0	0						
2003	0074	2289	HR WARRANTY DEFAULT FUND	COM	14A	LMH	9,080.15	100.0	9,080.15		2	2	100.0	0	2						
2003	0074	2353	AD SF REHAB PROJECT ADMINISTRATION	COM	14A	LMH	300,000.00	0.0	300,000.00		0	0	0.0	0	0						
2003	0074	2901	HR DT COLLINS OFFICE DOOR	COM	14B	LMH	841.65	100.0	841.65		30	30	100.0	0	30						
2003	0076	2232	HR LEAD BASED PAINT REMEDIATION	COM	14A	LMH	20,000.00	100.0	20,000.00		17	17	100.0	0	17						
2003	0076	2268	HR LEAD BASED PAINT TESTING	COM	14A	LMH	35,000.00	100.0	35,000.00		69	69	100.0	0	69						
2003	0076	2269	HR LEAD SAFE WORK PRACTICES TRAINING	COM	14H	LMH	4,920.00	0.0	4,920.00		0	0	0.0	0	0						
2003	0084	2240	HR ROOFS ONLY	COM	14A	LMH	150,000.00	100.0	150,000.00		25	25	100.0	0	25						
2003	0089	2245	HR EMERGENCY HOUSING REPAIR - SNAP	COM	14A	LMH	220,000.00	100.0	220,000.00		187	187	100.0	0	187						
2003	0090	2246	CW SNAP MINOR HOME REPAIR	COM	14A	LMH	100,000.00	100.0	100,000.00		319	319	100.0	0	319						
2003	0128	2305	LO L'ARCHE-HARVEST HOUSE	COM	14A	LMH	4,000.00	100.0	4,000.00		1	1	100.0	0	1						
2003 TOTALS: BUDGETED/UNDERWAY							0.00	0.0	0.00		0	0	0.0	0	0						
COMPLETED							2,643,071.35	100.0	2,643,071.35		770	770	100.0	0	770						
							2,643,071.35	100.0	2,643,071.35		770	770	100.0	0	770						
PGM	PROJ	IDIS					Total		CDBG		OCCUPIED	UNITS	CUMULATIVE								
YEAR	ID	ACT ID	ACTIVITY NAME	STATUS	MTX CD	NTL OBJ	EST. AMT	% CDBG	DRAWN	AMOUNT	TOTAL	L/M	% L/M	OCCUPIED OWNER	UNITS RENTER						
2002	0008	2337	HR DT EXPO TOWER ASSOCIATES	COM	14B	LMH	9,637.12	100.0	9,637.12		184	184	100.0	0	184						
2002	0008	2338	HR DT SPOKANE HOUSING VENTURES - WILTON	COM	14B	LMH	3,000.00	100.0	3,000.00		52	52	100.0	0	52						
2002	0008	2339	HR DT SNAP - ALEXANDRIA APARTMENTS	COM	14B	LMH	11,246.76	100.0	11,246.76		18	18	100.0	0	18						

IDIS - PR10

U.S. Department of Housing and Urban Development  
Office of Community Planning and Development  
Integrated Disbursement and Information System  
CDBG Housing Activities  
SPOKANE, WA

DATE: 06-30-14  
TIME: 10:06  
PAGE: 8

2002	0008	2748 HR DT HOPE HOUSE IMPROVEMENTS	COM	14B	LMH	2,722.45	100.0	2,722.45	25	25	100.0	0	25
2002	0008	2811 HR DT ALEXANDRIA APARTMENTS IMPROVEMENTS	COM	14B	LMH	2,606.40	100.0	2,606.40	22	22	100.0	0	22
2002	0008	2812 HR DT COLLINS APARTMENTS IMPROVEMENTS	COM	14B	LMH	4,478.66	100.0	4,478.66	37	37	100.0	0	37
2002	0008	2813 HR DT RESIDENT COURT APARTMENTS IMP.	COM	14B	LMH	1,600.00	100.0	1,600.00	40	40	100.0	0	40
2002	0008	2814 HR DT AVONDALE APARTMENTS IMPROVEMENTS	COM	14B	LMH	2,359.88	100.0	2,359.88	25	25	100.0	0	25
2002	0008	2815 HR DT AVONDALE APARTMENTS IMPROVEMENTS	COM	14B	LMH	4,029.69	100.0	4,029.69	25	25	100.0	0	25
2002	0008	2824 SNAP RESIDENT COURT BUILDING IMPROVEMENT	COM	14B	LMH	3,196.10	100.0	3,196.10	44	44	100.0	0	44
2002	0008	2825 SNAP RESIDENT COURT BUILDING IMPROVEMENT	COM	14B	LMH	16,463.12	100.0	16,463.12	44	44	100.0	0	44
2002	0008	2826 SNAP RESIDENT COURT BUILDING IMPROVEMENT	COM	14B	LMH	1,895.07	100.0	1,895.07	44	44	100.0	0	44
2002	0059	2058 ESD 101 SERVICE TEAM EQUIPMENT	COM	14A	LMH	5,000.00	0.0	5,000.00	0	0	0.0	0	0
2002	0063	2057 HR WARRANTY DEFAULT FUND	COM	14A	LMH	14,816.93	100.0	14,816.93	8	8	100.0	0	8
2002	0063	2062 HR SF HOUSING REHABILITATION	COM	14A	LMH	1,586,585.71	100.0	1,586,585.71	79	79	100.0	0	79
2002	0063	2063 SINGLE FAMILY REHAB PROGRAM MANAGER	COM	14A	LMH	394,188.17	0.0	394,188.17	0	0	0.0	0	0
2002	0064	2064 HR LEAD BASED PAINT REMEDIATION	COM	14I	LMH	19,504.51	100.0	19,504.51	14	14	100.0	0	14
2002	0064	2114 HR LEAD BASED PAINT TESTING	COM	14I	LMH	50,000.00	100.0	50,000.00	97	97	100.0	0	97
2002	0064	2115 HR LEAD SAFE WORK PRACTICES TRAINING	COM	14I	LMH	2,900.00	0.0	2,900.00	0	0	0.0	0	0
2002	0075	2006 HR ROOFS ONLY	COM	14A	LMH	150,000.00	100.0	150,000.00	29	29	100.0	0	29
2002	0081	2080 SPOKANE HSG AUTHORITY WEATHERIZATION	COM	14B	LMH	15,000.00	100.0	15,000.00	14	14	100.0	0	14
2002	0083	2082 HR EMERGENCY HOUSING REPAIR - SNAP	COM	14A	LMH	250,000.00	100.0	250,000.00	311	311	100.0	0	311
2002	0085	2084 MINOR HOME REPAIR	COM	14A	LMH	120,000.00	100.0	120,000.00	213	213	100.0	0	213
		2002 TOTALS: BUDGETED/UNDERWAY				0.00	0.0	0.00	0	0	0.0	0	0
		COMPLETED				2,671,230.57	100.0	2,671,230.57	1,325	1,325	100.0	0	1,325
						2,671,230.57	100.0	2,671,230.57	1,325	1,325	100.0	0	1,325

PGM YEAR	PROJ ID	IDIS ACT ID	ACTIVITY NAME	STATUS	MTX CD	NTL OBJ	Total		CDBG DRAWN AMOUNT	OCCUPIED TOTAL	UNITS L/M	% L/M	CUMULATIVE	
							EST. AMT	% CDBG					OCCUPIED OWNER	UNITS RENTER
2001	0038	1779	HR DT VOA HOPE HOUSE	COM	14B	LMH	3,654.92	100.0	3,654.92	19	19	100.0	0	19



IDIS - PR10

U.S. Department of Housing and Urban Development  
Office of Community Planning and Development  
Integrated Disbursement and Information System  
CDBG Housing Activities  
SPOKANE, WA

DATE: 06-30-14  
TIME: 10:06  
PAGE: 9

2001	0043	1780 HR DT OCONNOR ST CLAIRE	COM	14B	LMH	8,554.49	89.3	7,636.49	32	20	62.5	0	32
2001	0065	1593 ESD 101 SERVICE TEAM EQUIPMENT	COM	14A	LMH	12,267.00	0.0	12,267.00	0	0	0.0	0	0
2001	0068	1525 SINGLE FAMILY PROGRAM MANAGER	COM	14H	LMH	381,135.98	100.0	381,135.98	52	52	100.0	0	52
2001	0068	1640 HR SF HOUSING REHABILITATION	COM	14A	LMH	1,569,144.24	100.0	1,569,144.24	80	80	100.0	0	80
2001	0081	1549 HR ROOFS ONLY	COM	14A	LMH	110,000.00	100.0	110,000.00	21	21	100.0	0	21
2001	0081	1568 HR LEAD BASED PAINT TESTING	COM	14A	LMH	50,000.00	100.0	50,000.00	37	37	100.0	0	37
2001	0081	1569 HR LEAD BASED CONTRACTOR TRAINING	COM	14H	LMH	5,200.00	100.0	5,200.00	21	21	100.0	0	21
2001	0081	1835 HR LEAD BASED ROOFS ONLY LBP REMEDIATION	COM	14A	LMH	10,103.57	100.0	10,103.57	8	8	100.0	0	8
2001	0086	1612 HR EMERGENCY HOUSING REPAIR - SNAP	COM	14A	LMH	250,000.00	100.0	250,000.00	205	205	100.0	0	205
2001	0088	1614 SNAP MINOR HOME REPAIR	COM	14A	LMH	120,000.00	100.0	120,000.00	147	147	100.0	0	147
2001	0095	1621 VOA HOPE HOUSE	COM	14B	LMH	151,750.00	29.7	45,000.00	26	26	100.0	0	26
2001	0118	1647 SF REHAB PROJECT ADMINISTRATION	COM	14H	LMH	452,871.08	0.0	452,871.08	0	0	0.0	0	0
2001 TOTALS: BUDGETED/UNDERWAY						0.00	0.0	0.00	0	0	0.0	0	0
COMPLETED						3,124,681.28	96.5	3,017,013.28	648	636	98.1	0	648
						3,124,681.28	96.5	3,017,013.28	648	636	98.1	0	648

PGM	PROJ	IDIS	STATUS	MTX NTL		Total	% CDBG	DRAWN	CDBG AMOUNT	OCCUPIED	UNITS	CUMULATIVE		
YEAR	ID	ACT ID		CD	OBJ	EST. AMT				TOTAL	L/M	% L/M	OCCUPIED OWNER	UNITS RENTER
2000	0043	1516 HR DT 5TH & JEFFERSON	COM	14B	LMH	62,775.00	100.0		62,775.00	37	36	97.3	0	37
2000	0043	1781 HR DT CATHOLIC CHARITIES DELANEY	COM	14B	LMH	64,775.46	100.0		64,775.46	84	84	100.0	0	84
2000	0073	1242 CW ESD 101 CAPITAL EQUIPMENT	COM	14A	LMH	20,000.00	100.0		20,000.00	12	12	100.0	0	12
2000	0075	1273 HR SF HOUSING REHABILITATION	COM	14A	LMH	1,770,927.00	100.0		1,770,927.00	92	92	100.0	0	92
2000	0075	1305 HR HOUSING LOAN PORTFOLIO AND PROJECT AD	COM	14H	LMH	733,422.18	0.0		733,422.18	0	0	0.0	0	0
2000	0083	1274 HR ROOFS ONLY	COM	14A	LMH	200,000.00	100.0		200,000.00	40	40	100.0	0	40
2000	0092	1275 HR EMERGENCY HOUSING REPAIR - SNAP	COM	14A	LMH	250,000.00	100.0		250,000.00	190	190	100.0	0	190
2000	0094	1260 CW SNAP MINOR HOME REPAIR	COM	14A	LMH	120,000.00	100.0		120,000.00	181	181	100.0	0	181
2000	0120	1304 RE SINGLE FAMILY REHAB PROGRAM MANAGER	COM	14H	LMH	393,399.56	100.0		393,399.56	92	92	100.0	0	92

IDIS - PR10

U.S. Department of Housing and Urban Development  
Office of Community Planning and Development  
Integrated Disbursement and Information System  
CDBG Housing Activities  
SPOKANE, WA

DATE: 06-30-14  
TIME: 10:06  
PAGE: 10

2000	TOTALS: BUDGETED/UNDERWAY	0.00	0.0	0.00	0	0	0.0	0	0
	COMPLETED	3,615,299.20	100.0	3,615,299.20	728	727	99.8	0	728
		3,615,299.20	100.0	3,615,299.20	728	727	99.8	0	728

PGM YEAR	PROJ ID	IDIS ACT ID	ACTIVITY NAME	STATUS	MTX CD	NTL OBJ	Total EST. AMT	% CDBG	CDBG DRAWN AMOUNT	OCCUPIED TOTAL	UNITS L/M	% L/M	CUMULATIVE OCCUPIED OWNER	UNITS RENTER
1999	0070	1034	HR SF HOUSING REHABILITATION	COM	14A	LMH	2,235,634.59	100.0	2,235,634.59	106	106	100.0	0	106
1999	0071	943	RE SINGLE FAMILY REHAB PROGRAM MANAGER	COM	14H	LMH	569,910.33	100.0	569,910.33	89	89	100.0	0	89
1999	0072	1038	HR HOUSING LOAN PORTFOLIO AND PROJECT AD	COM	14H	LMH	461,016.17	100.0	461,016.17	2	2	100.0	0	2
1999	0080	1035	HR ROOFS ONLY	COM	14A	LMH	175,784.60	100.0	175,784.60	36	36	100.0	0	36
1999	0089	1036	HR EMERGENCY HOUSING REPAIR - SNAP	COM	14A	LMH	198,067.26	100.0	198,067.26	120	120	100.0	0	120
1999	0091	1003	CW MINOR HOME REPAIR (SNAP)	COM	14A	LMH	101,932.74	100.0	101,932.74	165	165	100.0	0	165
1999	0096	1037	HR WA COMMUNITY DEV LOAN FUND	COM	14B	LMH	39,645.48	100.0	39,645.48	123	119	96.7	0	123
1999	TOTALS:	BUDGETED/UNDERWAY					0.00	0.0	0.00	0	0	0.0	0	0
		COMPLETED					3,781,991.17	100.0	3,781,991.17	641	637	99.3	0	641
							3,781,991.17	100.0	3,781,991.17	641	637	99.3	0	641

PGM YEAR	PROJ ID	IDIS ACT ID	ACTIVITY NAME	STATUS	MTX CD	NTL OBJ	Total EST. AMT	% CDBG	CDBG DRAWN AMOUNT	OCCUPIED TOTAL	UNITS L/M	% L/M	CUMULATIVE OCCUPIED OWNER	UNITS RENTER
1998	0075	839	HR SF HOUSING REHABILITATION	COM	14A	LMH	1,835,963.00	100.0	1,835,963.00	93	93	100.0	0	93
1998	0076	756	MINOR HOME REPAIR	COM	14A	LMH	120,000.00	100.0	120,000.00	66	66	100.0	0	66
1998	0096	838	HR EMERGENCY HOUSING REPAIR - SNAP	COM	14A	LMH	50,000.00	100.0	50,000.00	34	34	100.0	0	34
1998	0113	885	HOME SF MOD/MCGOWAN	COM	14A			0.0	0.00	0	0	0.0	0	0
1998	0129	736	SINGLE FAMILY PROGRAM MANAGER	COM	14H	LMH	463,896.13	100.0	463,896.13	7	7	100.0	0	7
1998	0177	840	HR ROOFS ONLY	COM	14A	LMH	248,150.89	100.0	248,150.89	50	50	100.0	0	50

IDIS - PR10

U.S. Department of Housing and Urban Development  
Office of Community Planning and Development  
Integrated Disbursement and Information System  
CDBG Housing Activities  
SPOKANE, WA

DATE: 06-30-14  
TIME: 10:06  
PAGE: 11

1998	TOTALS: BUDGETED/UNDERWAY	0.00	0.0	0.00	0	0	0.0	0	0
	COMPLETED	2,718,010.02	100.0	2,718,010.02	250	250	100.0	0	250
		2,718,010.02	100.0	2,718,010.02	250	250	100.0	0	250

PGM YEAR	PROJ ID	IDIS ACT ID	ACTIVITY NAME	STATUS	MTX CD	NTL OBJ	Total EST. AMT	% CDBG	CDBG DRAWN AMOUNT	OCCUPIED TOTAL	UNITS L/M	% L/M	CUMULATIVE OCCUPIED OWNER	UNITS RENTER
1997	0024	571	HR DT SHIN HELEN APT	COM	14B	LMH	27,989.00	100.0	27,989.00	30	19	63.3	0	30
1997	0024	572	HR DT HOFFMAN CARLYLE	COM	14B	LMH	150,000.00	0.0	150,000.00	0	0	0.0	0	0
1997	0024	702	HM MF O'CONNOR ST CLAIR APTS	COM	14B	LMH	30,600.00	89.2	27,300.00	32	20	62.5	0	32
1997	0024	704	HR DT SNAP COLLINS	COM	14B	LMH	97,430.71	100.0	97,430.71	39	37	94.9	0	39
1997	0024	1514	HR DT SUNRAY COURT	COM	14F	LMH	35,000.00	100.0	35,000.00	25	25	100.0	0	25
1997	TOTALS: BUDGETED/UNDERWAY						0.00	0.0	0.00	0	0	0.0	0	0
	COMPLETED						341,019.71	99.0	337,719.71	126	101	80.1	0	126
							341,019.71	99.0	337,719.71	126	101	80.1	0	126

PGM YEAR	PROJ ID	IDIS ACT ID	ACTIVITY NAME	STATUS	MTX CD	NTL OBJ	Total EST. AMT	% CDBG	CDBG DRAWN AMOUNT	OCCUPIED TOTAL	UNITS L/M	% L/M	CUMULATIVE OCCUPIED OWNER	UNITS RENTER
1994	0001	280	HM MF SHV CASA SALVADAS MAXWELL/SHERM	COM	14G	LMH	40,000.00	0.0	0.00	2	2	100.0	0	2
1994	0002	393	HR HOUSING LOAN PORT (REHAB SPECIAL PRO)	COM	14A	LMH	679,756.48	100.0	679,756.48	12	12	100.0	0	12
1994	0002	396	HR EMERGENCY HOUSING REPAIR - SNAP	COM	14A	LMH	565,288.93	100.0	565,288.93	396	396	100.0	0	396
1994	0002	412	SF REHAB PROJECT ADMINISTRATION	COM	14H	LMH	531,021.56	100.0	531,021.56	30	30	100.0	0	30
1994	0002	422	MINOR HOME REPAIR	COM	14A	LMH	73,451.79	100.0	73,451.79	65	65	100.0	0	65
1994	0002	424	SINGLE FAMILY PROGRAM MANAGER	COM	14H	LMH	278,375.90	100.0	278,375.90	155	155	100.0	0	155
1994	0002	425	URBAN HOMESTEADING/HOPE FEES	COM	14H	LMH	0.00		0.00	92	92	100.0	0	92
1994	0002	430	HISTORIC PRESERVATION REVIEWS	COM	14H	LMH	11,760.18	100.0	11,760.18	92	92	100.0	0	92
1994	0002	448	Unknown	COM	14A	LMH	0.00	0.0	0.00	0	0	0.0	0	0

IDIS - PR10

U.S. Department of Housing and Urban Development  
Office of Community Planning and Development  
Integrated Disbursement and Information System  
CDBG Housing Activities  
SPOKANE, WA

DATE: 06-30-14  
TIME: 10:06  
PAGE: 12

1994	0002	458 HR SF HOUSING REHABILITATION	COM	14A	LMH	1,610,548.82	100.0	1,610,548.82	86	86	100.0	0	86
1994	0002	569 HR ROOFS ONLY	COM	14A	LMH	120,692.57	100.0	120,692.57	26	26	100.0	0	26
1994	TOTALS: BUDGETED/UNDERWAY					0.00	0.0	0.00	0	0	0.0	0	0
			COMPLETED			3,910,896.23	98.9	3,870,896.23	956	956	100.0	0	956
						3,910,896.23	98.9	3,870,896.23	956	956	100.0	0	956

## ATTACHMENT J

CDBG Performance Measures Report  
(C04PR83)



## Public Facilities and Infrastructure

Number of Persons Assisted	Create Suitable Living			Provide Decent Housing			Create Economic Opportunities			Total
	Access	Afford	Sustain	Access	Afford	Sustain	Access	Afford	Sustain	
with new access to a facility	3,628	0	0	0	0	0	0	0	0	3,628
with improved access to a facility	12,516	0	17,407	0	0	0	0	0	0	29,923
with access to a facility that is no longer substandard	0	0	0	0	0	0	0	0	0	0
Totals :	16,144	0	17,407	0	0	0	0	0	0	33,551

Number of Households Assisted  
with new access to a facility[illegible]

## Public Services

[illegible]

## Public Services (continued)

[illegible]

## Economic Development

[illegible]

U.S. Department of Housing and Urban Development  
Office of Community Planning and Development  
Integrated Disbursement and Information System  
CDBG Performance Measures Report  
Program Year SPOKANE,WA

DATE: 08-25-14  
TIME: 12:13  
PAGE: 3

## Economic Development (continued)

[illegible]

[illegible]

### Rehabilitation of Rental Housing

[illegible]



[illegible][illegible]

## Construction of Rental Housing (continued)

[illegible]

[illegible]

[illegible]

## Housing Subsidies

[illegible]

### Shelter for Homeless Persons

[illegible]

## Homeless Prevention

[illegible]



## ATTACHMENT K

CDBG Housing Performance Report  
(Grantee/PJ C04PR85)

IDIS - PR85

U.S. Department of Housing and Urban Development  
Office of Community Planning and Development  
Integrated Disbursement and Information System  
Rental , Homebuyer , Homeowner Rehab, TBRA  
Housing Performance Report - SPOKANE , WA

Date: 08-25-14  
Time: 12:21  
Page: 1

Program Rental , Homebuyer , Homeowner Rehab, TBRA  
Date Range

Objectives	Availability / Accessibility		Outcomes Affordability		Sustainability		Total by Objective		# of Total Units Brought to Property Standard	Of the Total Units, the # occupied by Households <= 80% AMI		
	Units	\$	Units	\$	Units	\$	Units	\$	Units	\$	Units	\$
Suitable Living	0	0.00	152	195,646.00	36	503.29	188	196,149.29	0	***	188	***
Decent Housing	189	167,046.74	3,100	13,051,366.65	2,790	4,581,138.97	6,079	17,799,552.36	520	***	6,026	***
Economic Opportunity	0	0.00	0	0.00	0	0.00	0	0.00	0	0.00	0	0.00
Total by Outcome	189	167,046.74	3,252	13,247,012.65	2,826	4,581,642.26	6,267	17,995,701.65	520	***	6,214	***