



Performance Overview

HMIS Name: All Emergency Shelter (Continuous Stay) Projects
Reporting Term: 07/01/2024 - 03/31/2025
Emergency Shelter (ES): Crisis intervention offering beds to individuals who require immediate shelter due to homelessness.

Number of Individuals Served

42

Length of Time Homeless in ES (Days)

(SPM Metric 1a.1)

31

Max: 90 Days

Average Rate of Utilization

(Local Measure)

58%

Min: 85%

Legend (All the clients enrolled in the reporting period are included in this metric):
No: Exit occurred but not successful/Permanent. **No (Still Enrolled):** Client has not yet been exited. **Yes:** Client exited successful/Permanent.

Returns to Homelessness

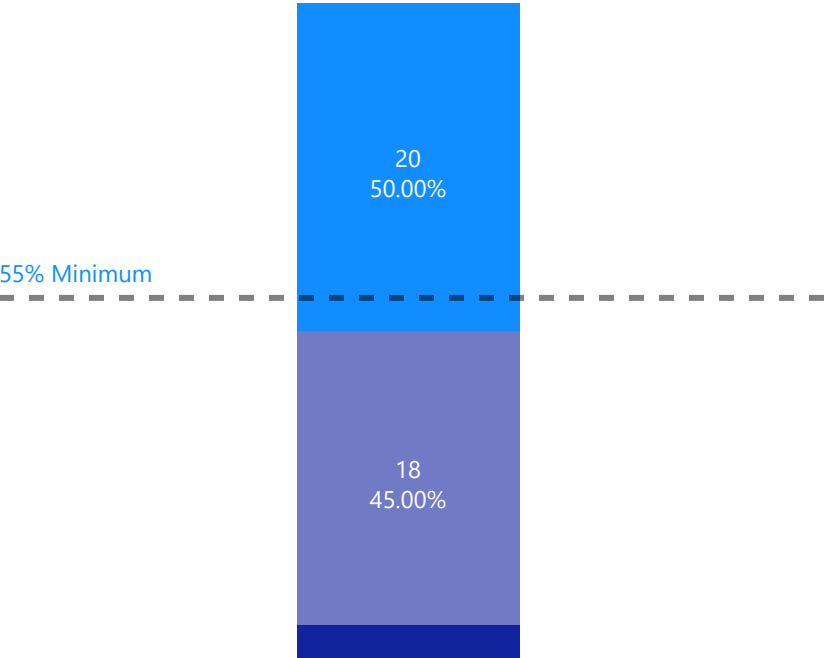
(SPM Metric 2b)

20% Maximum

These metric only applies to clients that have exited two years before the reporting period and have returned to a project, none of the clients were exited two years ago at the time of report as the project started this year (2025).

Exits to Permanent Housing

No No (Still Enrolled) Yes





Healing Hearts Medical Respite

HMIS Name: JHH--ES--Healing Hearts Medical Respite
Reporting Term: 07/01/2024 - 03/31/2025
OPR: 2024-0879
Contract Number of Beds: N/A
HMIS Total Number of Beds: 30

Grants:
• Commerce: Systems Demonstrations Grant (SDG)

Number of Individuals Served

Projected Number: N/A

42

Length of Time Homeless in ES (Days)

(SPM Metric 1a.1)

31

Max: 90 Days

Average Rate of Utilization

(Local Measure)

58%

Min: 85%

Legend (All the clients enrolled in the reporting period are included in this metric):
No: Exit occurred but not successful/Permanent. **No (Still Enrolled):** Client has not yet been exited. **Yes:** Client exited successful/Permanent.

Returns to Homelessness

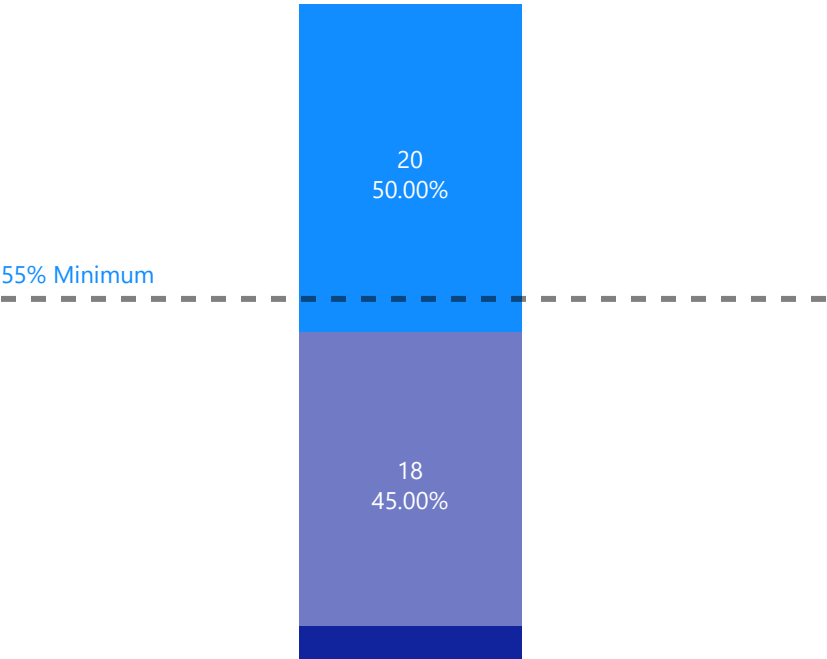
(SPM Metric 2b)

20% Maximum

These metric only applies to clients that have exited two years before the reporting period and have returned to a project, none of the clients were exited two years ago at the time of report as the project started 1/13/2025.

Exits to Permanent Housing

No No (Still Enrolled) Yes





Healing Hearts Medical Respite

HMIS Name: JHH--ES--Healing Hearts Medical Respite
Reporting Term: 07/01/2024 - 03/31/2025
OPR: 2024-0879
Contract Number of Beds: N/A
HMIS Total Number of Beds: 30

Grants:

- Commerce: Systems Demonstrations Grant (SDG)

Narrative regarding the **Healing Hearts Medical Respite Shelter** HMIS QPR Report for **Q3** Reporting Period: **July 1, 2024 - March 31, 2025**

Grant OPR-2024-0879 (Emergency Shelter - Continuous Stay):

"Healing Hearts Medical Respite Program:

Healing Hearts is a pilot respite and recuperative care program serving individuals experiencing homelessness with complex medical needs. Outcomes vary from traditional shelter programs due to the acuity of guest needs and individualized recovery goals.

Key Data and Outcomes (Jan 1 – Mar 31, 2025):

Total individuals served: 42

Currently enrolled: 18

Exits and Outcomes:

9 reunited with friends or family and moved into private homes

1 exited to permanent housing

1 guest passed away, surrounded by compassion and support

3 transitioned to standard shelters after achieving health stability

3 moved into long-term assisted living facilities for ongoing care

Impact Statement:

Healing Hearts is honored to bridge the gap between homelessness and housing by providing a safe place for recovery while addressing critical medical needs. Each outcome demonstrates progress toward long-term solutions, even when those solutions differ from conventional shelter trajectories."

-- Sharyl Brown, Director of Operations - Jewels Helping Hands



Performance Overview

HMIS Name: All Emergency Shelter (Night-by-Night) Projects
Reporting Term: 07/01/2024 - 03/31/2025
Emergency Shelter (ES): Crisis intervention offering beds to individuals who require immediate shelter due to homelessness.

Number of Individuals Served

130

Length of Time Homeless in ES (Days)

(SPM Metric 1a.1)

34

Max: 90 Days

Average Length of Time to Date of Engagement (Days)

0

Max: 30 Days

Legend (All the clients enrolled in the reporting period are included in this metric):
No: Exit occurred but not successful/Permanent. **No (Still Enrolled):** Client has not yet been exited. **Yes:** Client exited successful/Permanent.

Returns to Homelessness

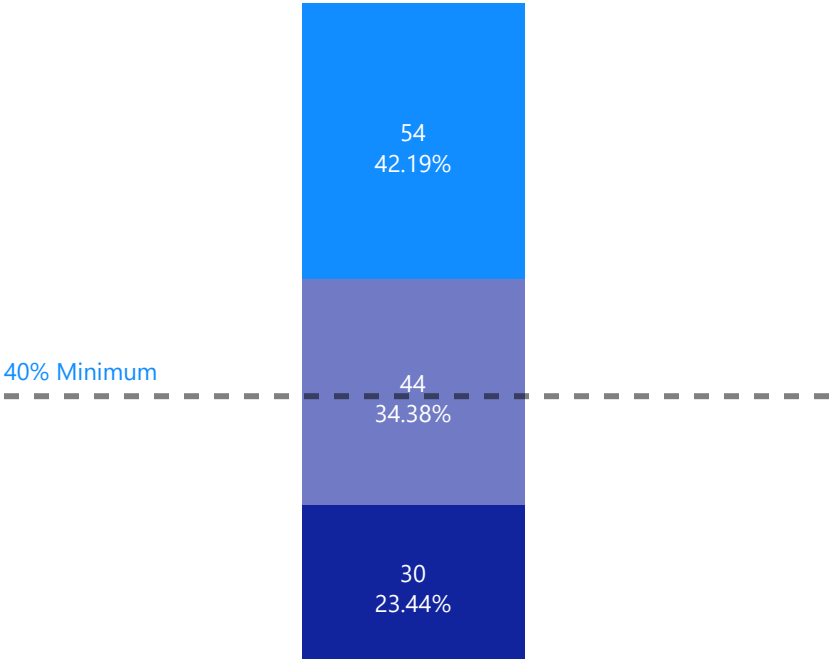
(SPM Metric 2b)

20% Maximum

These metric only applies to clients that have exited two years before the reporting period and have returned to a project, none of the clients were exited two years ago at the time of report as the project started this year.

Exits to Permanent Housing


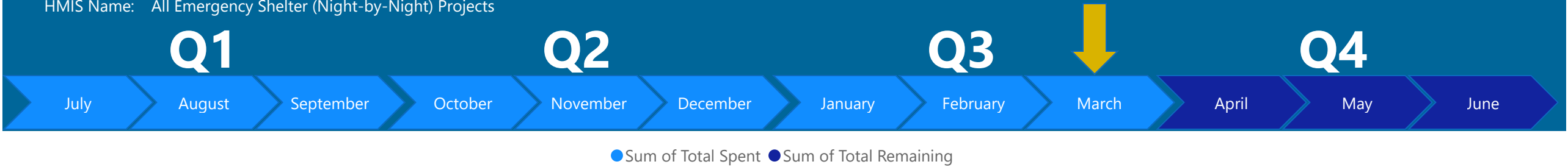
No No (Still Enrolled) Yes





Spend Down Overview

HMIS Name: All Emergency Shelter (Night-by-Night) Projects





Housing Navigation Center

HMIS Name: REV--ES--Housing Navigation Center
Reporting Term: 07/01/2024 - 03/31/2025
OPR: 2023-0882
Contract Number of Beds: N/A
HMIS Total Number of Beds: 30
Notes:

Grants:
• Commerce: Systems Demonstrations Grant (SDG)

Number of Individuals Served
Projected Number: 90

106

Length of Time Homeless in ES (Days)
(SPM Metric 1a.1)

38

Max: 90 Days

Average Length of Time to Date of
Engagement (Days)

0

Max: 30 Days

Legend (All the clients enrolled in the reporting period are included in this metric):
No: Exit occurred but not successful/Permanent. **No (Still Enrolled):** Client has not yet been exited. **Yes:** Client exited successful/Permanent.

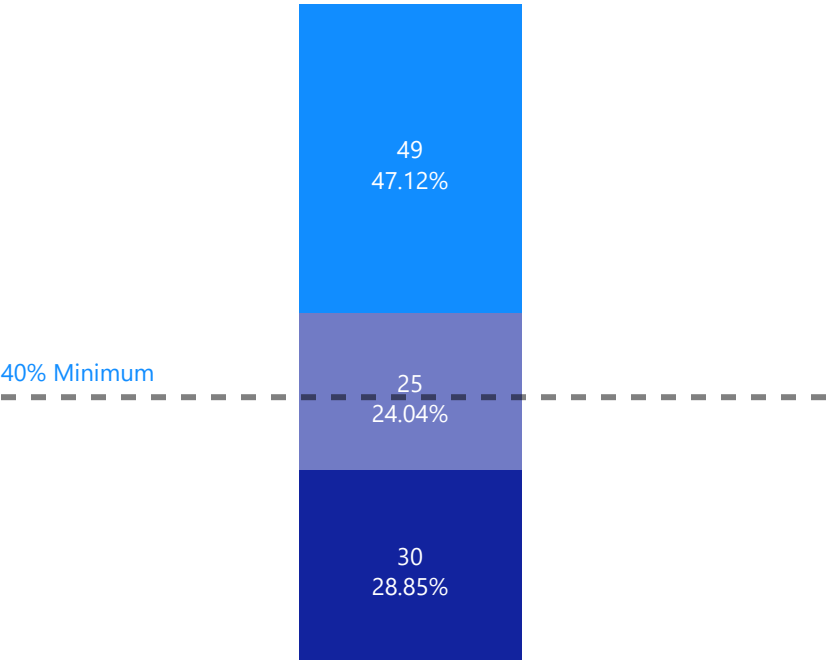
Returns to Homelessness (SPM Metric 2b)

20% Maximum

These metric only applies to clients that have exited two years before the reporting period and have returned to a project, none of the clients were exited two years ago at the time of report as the project started this year (2024).

Exits to Permanent Housing

No No (Still Enrolled) Yes





Housing Navigation Center

HMIS Name: REV--ES--Housing Navigation Center
Reporting Term: 07/01/2024 - 03/31/2025
OPR: 2023-0882
Contract Number of Beds: N/A
HMIS Total Number of Beds: 30
Notes:

Grants:

- Commerce: Systems Demonstrations Grant (SDG)

Narrative regarding the **Revive Emergency Shelter Housing Navigation Center** HMIS QPR Report for **Q3** Reporting Period: **July 1, 2024 - March 31, 2025**

Grant OPR-2023-0882 (Emergency Shelter - Night-by-Night):

"The minimum expectation for successful exits to permanent housing is 40%. Revive has successfully exited 30 of 109 individuals served to permanent housing for 28.85%. However, there are still 25 individuals enrolled with the opportunity for a successful exit to permanent housing this quarter. When combining these two categories, that is 52.89% of the total population by the end of the contract period. Revive is exceeding the projected number of individuals engaged, and is engaging with these guests immediately upon entry into the facility. Many of the individuals who exited back to homelessness simply did not return to the center to continue engaging in the housing process.

We are currently in the process of shifting our model to include Coordinated Entry referrals from various Rapid Rehousing, PBV and other voucher facilitating providers. We are preparing to make the final shift into the originally proposed model, now that the system has been largely built out, that will include the vision of a hub and spoke system that engages our community partners even more, and allows us to refer guests to the specialized shelters that best meet their need. We have also been in discussions with the city about the competitiveness between shelter providers concerning the performance outcomes for the navigation system, and how perhaps the metrics could be adjusted towards a system in which the project as a whole gets credit for a positive outcome rather operating as separate agencies. This will increase collaboration while preventing agencies from feeling a need to guard their guests or intake process in order to maintain continued funding.

This project has been incredibly successful, considering the intricacies involved in housing such a high-barrier population. We continue to fine tune our processes and hone our skills. I am confident that with continued growth and effort, we will be on track to overcome this deficit by the end of Q4."

-- Joshua Leach, Program Director - Revive Counseling Spokane



Recovery Options Center

HMIS Name: CAT--ES--Recovery Options Center
Reporting Term: 07/01/2024 - 03/31/2025
OPR: 2024-0879
Contract Number of Beds: N/A
HMIS Total Number of Beds: 20
Notes:

Grants:
• Federal: American Rescue Plan Act (ARPA)

Number of Individuals Served
Projected Number: N/A

24

Length of Time Homeless in ES (Days)
(SPM Metric 1a.1)

14
Max: 90 Days

Average Length of Time to Date of Engagement (Days)

(Blank)
Max: 30 Days

Legend (All the clients enrolled in the reporting period are included in this metric):
No: Exit occurred but not successful/Permanent. **No (Still Enrolled):** Client has not yet been exited. **Yes:** Client exited successful/Permanent.

Returns to Homelessness
(SPM Metric 2b)

20% Maximum

These metric only applies to clients that have exited two years before the reporting period and have returned to a project, none of the clients were exited two years ago at the time of report as the project started this year, 2/28/2025.

Exits to Permanent Housing

No No (Still Enrolled)

