



Performance Overview

399

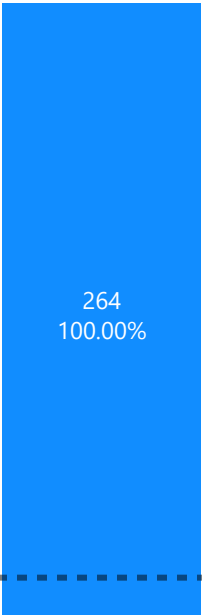
HMIS Name: All Homeless Prevention Projects
Reporting Term: 07/01/2024 - 03/31/2025
Eviction Prevention (EP): Households who are facing imminent legal eviction due to non-payment of rent. In addition to providing financial assistance, supportive services are also provided to ensure long term stability.

Legend (All the clients enrolled in the reporting period are included in this metric):
No: Exit occurred but not successful/Permanent. **No (Still Enrolled):** Client has not yet been exited. **Yes:** Client exited successful/Permanent.

Returns to Homelessness

(SPM Metric 2b)

No



Exits to Permanent Housing

No No (Still Enrolled) Yes

88% Minimum





Spend Down Overview

HMIS Name: All Homeless Prevention Projects

Q1

Q2

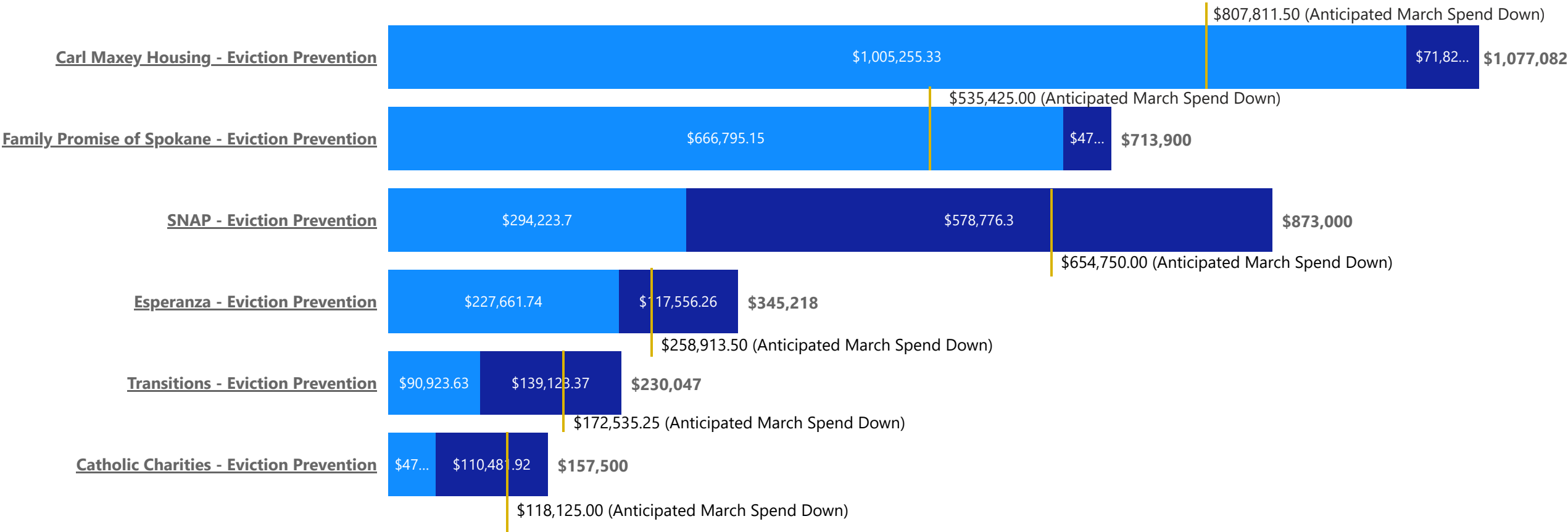
Q3

Q4



July August September October November December January February March April May June

● Sum of Total Spent ● Sum of Total Remaining





Carl Maxey Housing - Eviction Prevention

126

HMIS Name: CMC--HP--Carl Maxey Housing--SDG-EP
Reporting Term: 07/01/2024 - 03/31/2025
OPR: 2023-1077
Contract Number of Beds: N/A
HMIS Total Number of Beds: N/A

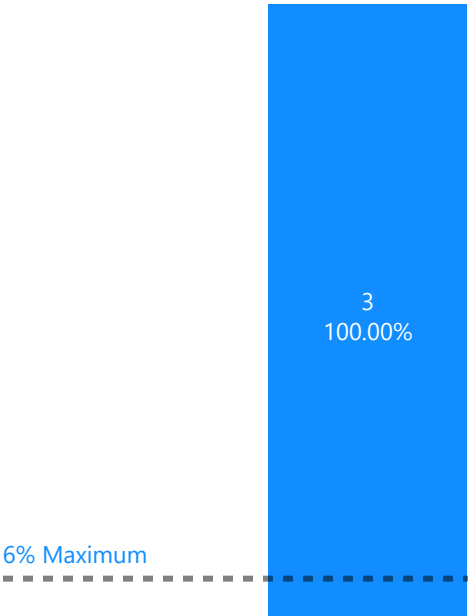
Grants:
• Commerce: System Demonstrations Grant (SDG) - Eviction Prevention (EP)

Legend (All the clients enrolled in the reporting period are included in this metric):
No: Exit occurred but not successful/Permanent. **No (Still Enrolled):** Client has not yet been exited. **Yes:** Client exited successful/Permanent.

Returns to Homelessness

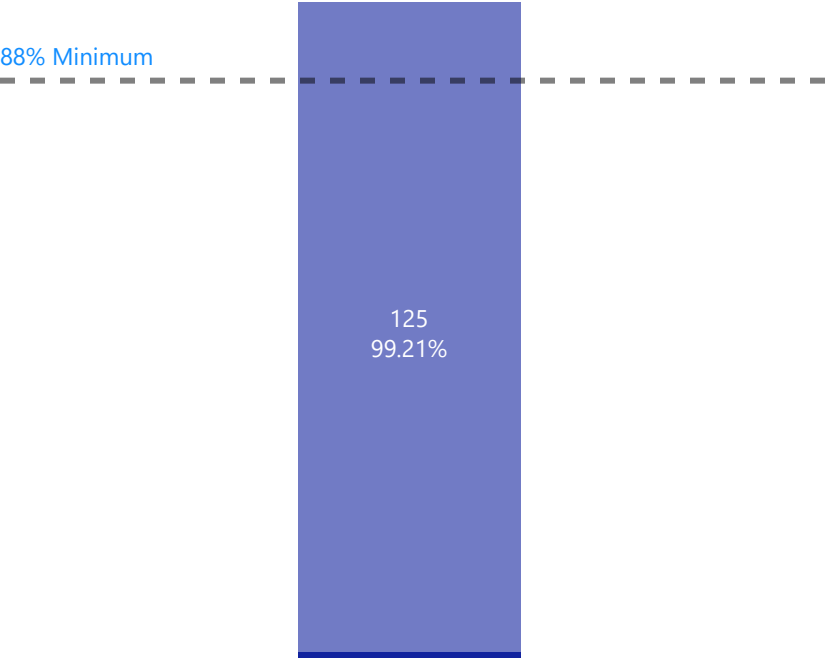
(SPM Metric 2b)

No



Exits to Permanent Housing

No (Still Enrolled) Yes





Family Promise - Eviction Prevention

110

HMIS Name: FPS--HP--Families--SDG-EP
Reporting Term: 07/01/2024 - 03/31/2025
OPR: 2023-1076
Contract Number of Beds: N/A
HMIS Total Number of Beds: N/A

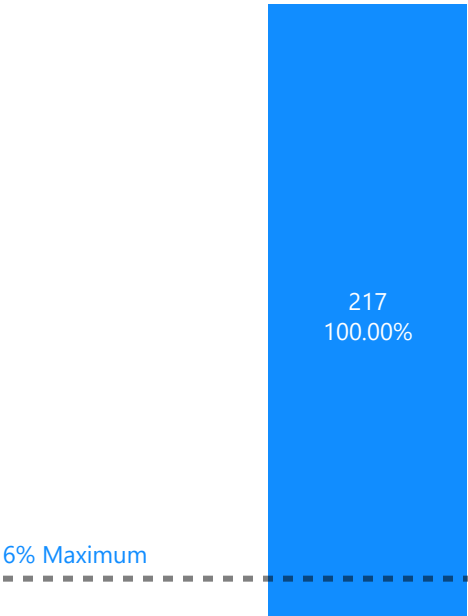
Grants:
• Commerce: System Demonstrations Grant (SDG) - Eviction Prevention (EP)

Legend (All the clients enrolled in the reporting period are included in this metric):
No: Exit occurred but not successful/Permanent. **No (Still Enrolled):** Client has not yet been exited. **Yes:** Client exited successful/Permanent.

Returns to Homelessness

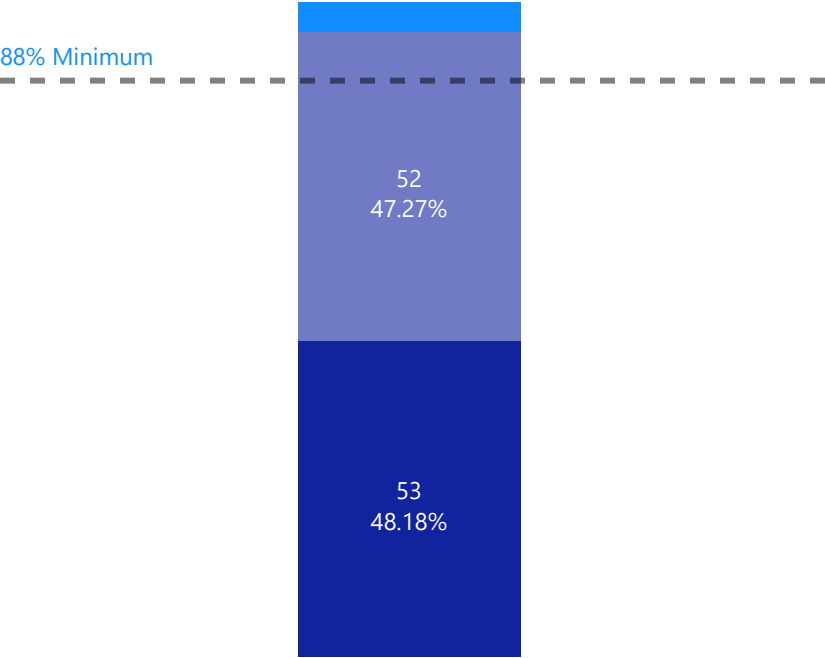
(SPM Metric 2b)

No



Exits to Permanent Housing

No No (Still Enrolled) Yes





Esperanza - Eviction Prevention

45

HMIS Name: NRCC--HP--Esperanza--SDG-EP
Reporting Term: 07/01/2024 - 03/31/2025
OPR: 2023-1128
Contract Number of Beds: N/A
HMIS Total Number of Beds: N/A

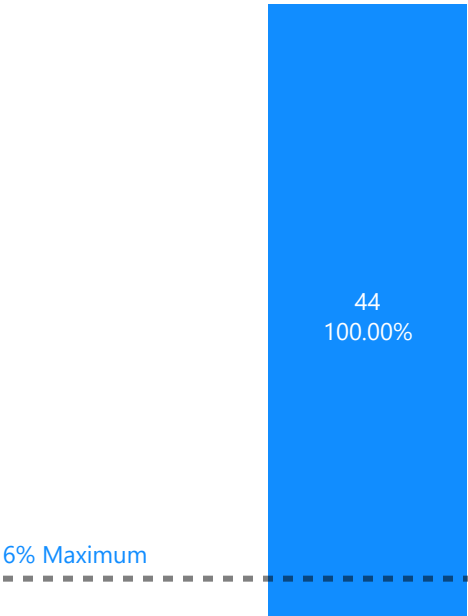
Grants:
• Commerce: System Demonstrations Grant (SDG) - Eviction Prevention (EP)

Legend (All the clients enrolled in the reporting period are included in this metric):
No: Exit occurred but not successful/Permanent. **No (Still Enrolled):** Client has not yet been exited. **Yes:** Client exited successful/Permanent.

Returns to Homelessness

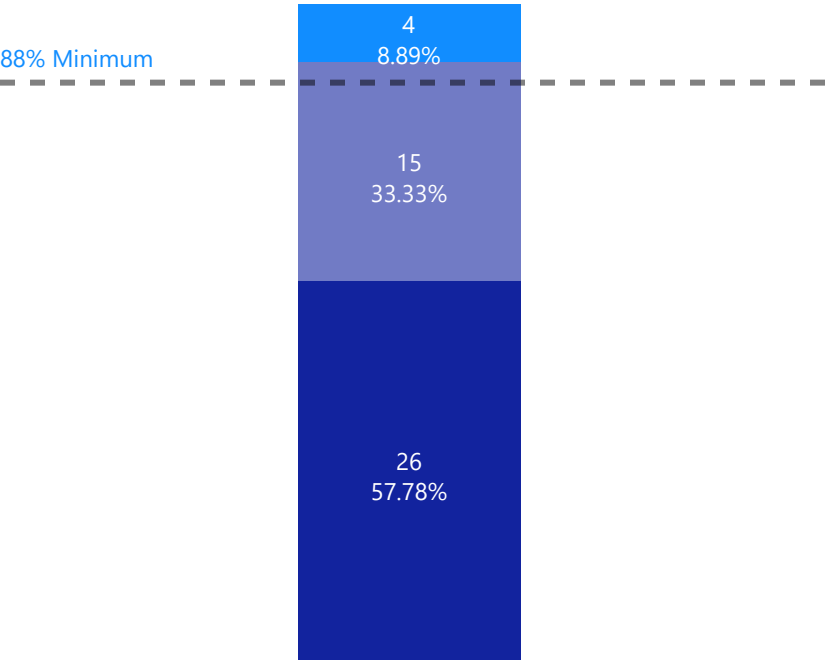
(SPM Metric 2b)

No



Exits to Permanent Housing

No No (Still Enrolled) Yes





Catholic Charities - Families Eviction Prevention

9

HMIS Name: CC--HP--Families--SDG-EP
Reporting Term: 07/01/2024 - 03/31/2025
OPR: 0000-0000
Contract Number of Beds: N/A
HMIS Total Number of Beds: N/A

Grants:
• Commerce: System Demonstrations Grant (SDG) - Eviction Prevention (EP)

Legend (All the clients enrolled in the reporting period are included in this metric):
No: Exit occurred but not successful/Permanent. **No (Still Enrolled):** Client has not yet been exited. **Yes:** Client exited successful/Permanent.

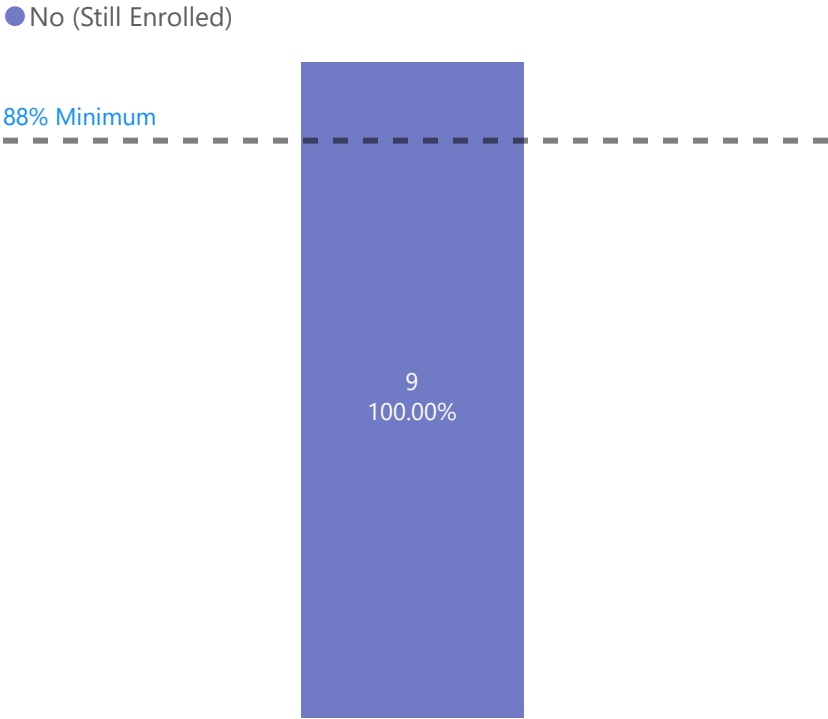
Returns to Homelessness

(SPM Metric 2b)

These metric only applies to clients that have exited and have returned to a project. This project started 1/1/2025.

6% Maximum

Exits to Permanent Housing





SNAP - Singles and Families Eviction Prevention

83

HMIS Name: SNAP--HP--Singles and Families--SDG-EP
Reporting Term: 07/01/2024 - 03/31/2025
OPR: 0000-0000
Contract Number of Beds: N/A
HMIS Total Number of Beds: N/A

Grants:
• Commerce: System Demonstrations Grant (SDG) - Eviction Prevention (EP)

Legend (All the clients enrolled in the reporting period are included in this metric):
No: Exit occurred but not successful/Permanent. **No (Still Enrolled):** Client has not yet been exited. **Yes:** Client exited successful/Permanent.

Returns to Homelessness

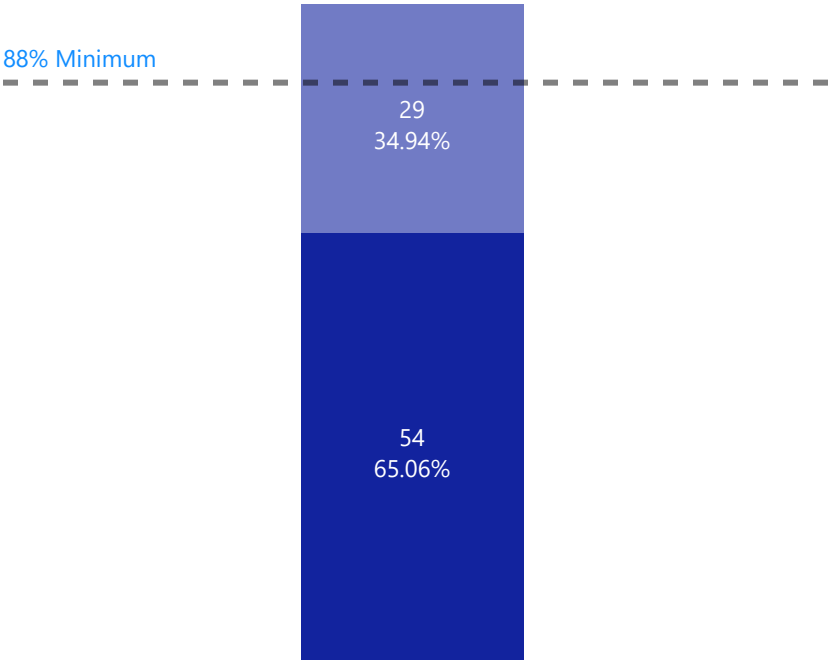
(SPM Metric 2b)

These metric only applies to clients that have exited and have returned to a project. This project started 1/1/2025.

6% Maximum

Exits to Permanent Housing

No (Still Enrolled) Yes





Transitions - Singles Eviction Prevention

26

HMIS Name: TPW--HP--Singles--SDG-EP
Reporting Term: 07/01/2024 - 03/31/2025
OPR: 0000-0000
Contract Number of Beds: N/A
HMIS Total Number of Beds: N/A

Grants:
• Commerce: System Demonstrations Grant (SDG) - Eviction Prevention (EP)

Legend (All the clients enrolled in the reporting period are included in this metric):
No: Exit occurred but not successful/Permanent. **No (Still Enrolled):** Client has not yet been exited. **Yes:** Client exited successful/Permanent.

Returns to Homelessness

(SPM Metric 2b)

These metric only applies to clients that have exited and have returned to a project. This project started 1/1/2025.

6% Maximum

Exits to Permanent Housing

