



Performance Overview

222

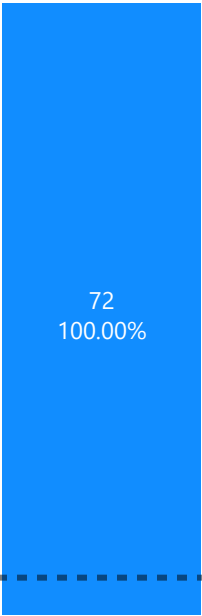
HMIS Name: All Homeless Prevention Projects
Reporting Term: 07/01/2024 - 12/31/2024
Eviction Prevention (EP): Households who are facing imminent legal eviction due to non-payment of rent. In addition to providing financial assistance, supportive services are also provided to ensure long term stability.

Legend (All the clients enrolled in the reporting period are included in this metric):
No: Exit occurred but not successful/Permanent. **No (Still Enrolled):** Client has not yet been exited. **Yes:** Client exited successful/Permanent.

Returns to Homelessness

(SPM Metric 2b)

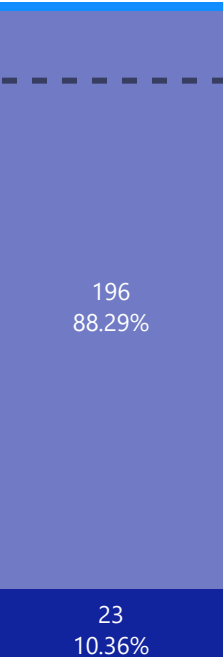
No



Exits to Permanent Housing

No No (Still Enrolled) Yes

88% Minimum





Spend Down Overview

HMIS Name: All Homeless Prevention Projects

Q1

Q2



Q3

Q4

July August September October November December January February March April May June

● Sum of Total Spent ● Sum of Total Remaining

CMC--HP--Carl Maxey Housing--SDG-EP



\$628,297.83 (Anticipated January Spend Down)

\$1,077,082

FPS--HP--Families--SDG-EP



\$713,900

\$416,441.67 (Anticipated January Spend Down)

NRCC--HP--Esperanza--SDG-EP



\$345,218

\$201,377.17 (Anticipated January Spend Down)



Carl Maxey Housing - Eviction Prevention

109

HMIS Name: CMC--HP--Carl Maxey Housing--SDG-EP
Reporting Term: 07/01/2024 - 12/31/2024
OPR: 2023-1077
Contract Number of Beds: N/A
HMIS Total Number of Beds: N/A

Grants:
• Commerce: System Demonstrations Grant (SDG) - Eviction Prevention (EP)

Legend (All the clients enrolled in the reporting period are included in this metric):
No: Exit occurred but not successful/Permanent. **No (Still Enrolled):** Client has not yet been exited. **Yes:** Client exited successful/Permanent.

Returns to Homelessness

(SPM Metric 2b)

6% Maximum

These metric only applies to clients that have exited two years before the reporting period and have returned to a project, none of the clients were exited two years prior at the time of report.

Exits to Permanent Housing

No (Still Enrolled)

88% Minimum





Family Promise - Eviction Prevention

78

HMIS Name: FPS--HP--Families--SDG-EP
Reporting Term: 07/01/2024 - 12/31/2024
OPR: 2023-1076
Contract Number of Beds: N/A
HMIS Total Number of Beds: N/A

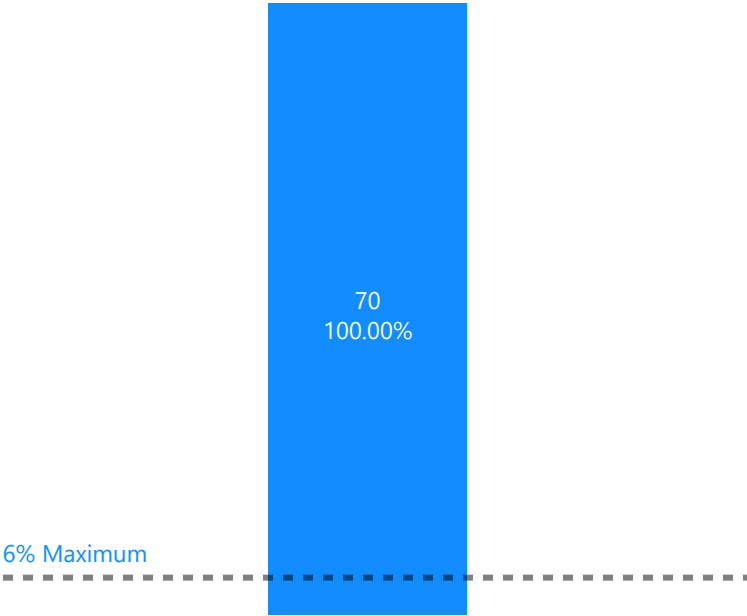
- Grants:
- Commerce: System Demonstrations Grant (SDG) - Eviction Prevention (EP)

Legend (All the clients enrolled in the reporting period are included in this metric):
No: Exit occurred but not successful/Permanent. **No (Still Enrolled):** Client has not yet been exited. **Yes:** Client exited successful/Permanent.

Returns to Homelessness

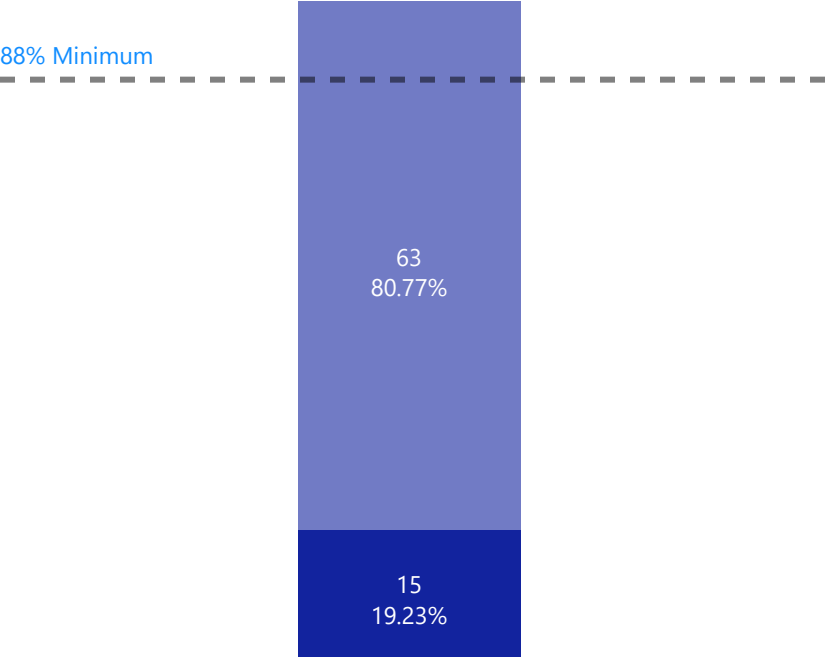
(SPM Metric 2b)

No



Exits to Permanent Housing

No (Still Enrolled) Yes





Esperanza - Eviction Prevention

35

HMIS Name: NRCC--HP--Esperanza--SDG-EP
Reporting Term: 07/01/2024 - 12/31/2024
OPR: 2023-1128
Contract Number of Beds: N/A
HMIS Total Number of Beds: N/A

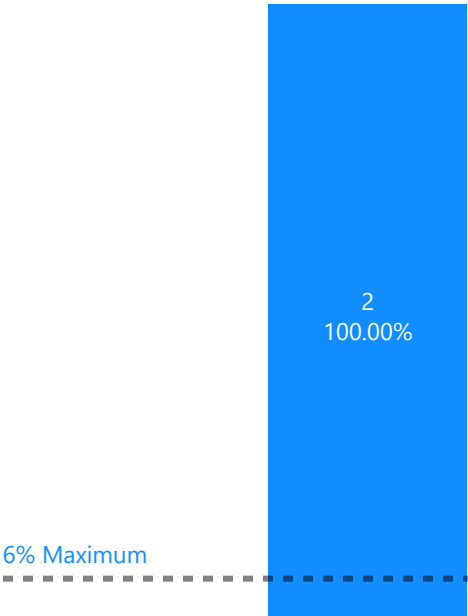
Grants:
• Commerce: System Demonstrations Grant (SDG) - Eviction Prevention (EP)

Legend (All the clients enrolled in the reporting period are included in this metric):
No: Exit occurred but not successful/Permanent. **No (Still Enrolled):** Client has not yet been exited. **Yes:** Client exited successful/Permanent.

Returns to Homelessness

(SPM Metric 2b)

No



Exits to Permanent Housing

No No (Still Enrolled) Yes

