



Overview

HMIS Name: All Coordinated Assessment Projects
Reporting Term: 08/01/2023 - 7/31/2024

Number of Households Served

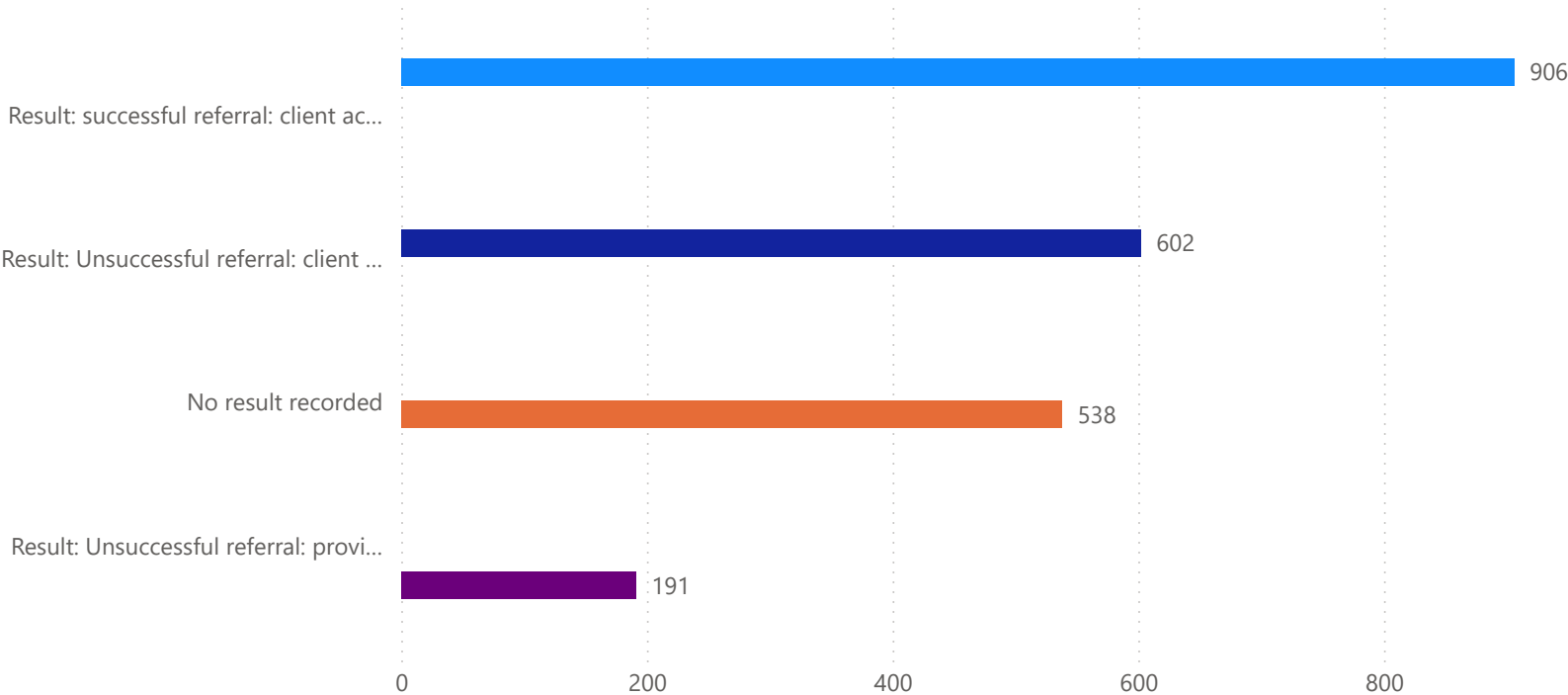
3456

Average Length of time from
Assessment to Acceptance (Days)

26

Max: 30 Days

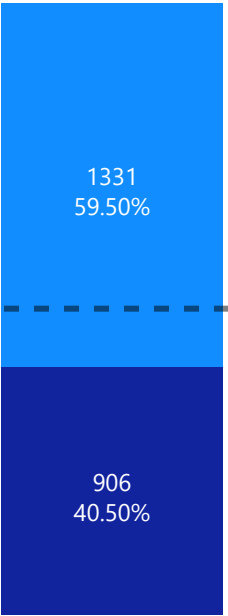
Referral Results



% of referrals with a successful outcome
(Local Measure)

No Yes

50% Minimum





Homeless Family Coordinated Assessment

HMIS Name: CC--CA--HFCA
Reporting Term: 08/01/2023 - 7/31/2024
WA#: WA0373
Contract Number of Beds: N/A
HMIS Total Number of Beds: N/A
Notes:

Grants:
HUD: Continuum of Care (CoC) - Supportive Services Only (SSO)

Number of Households Served

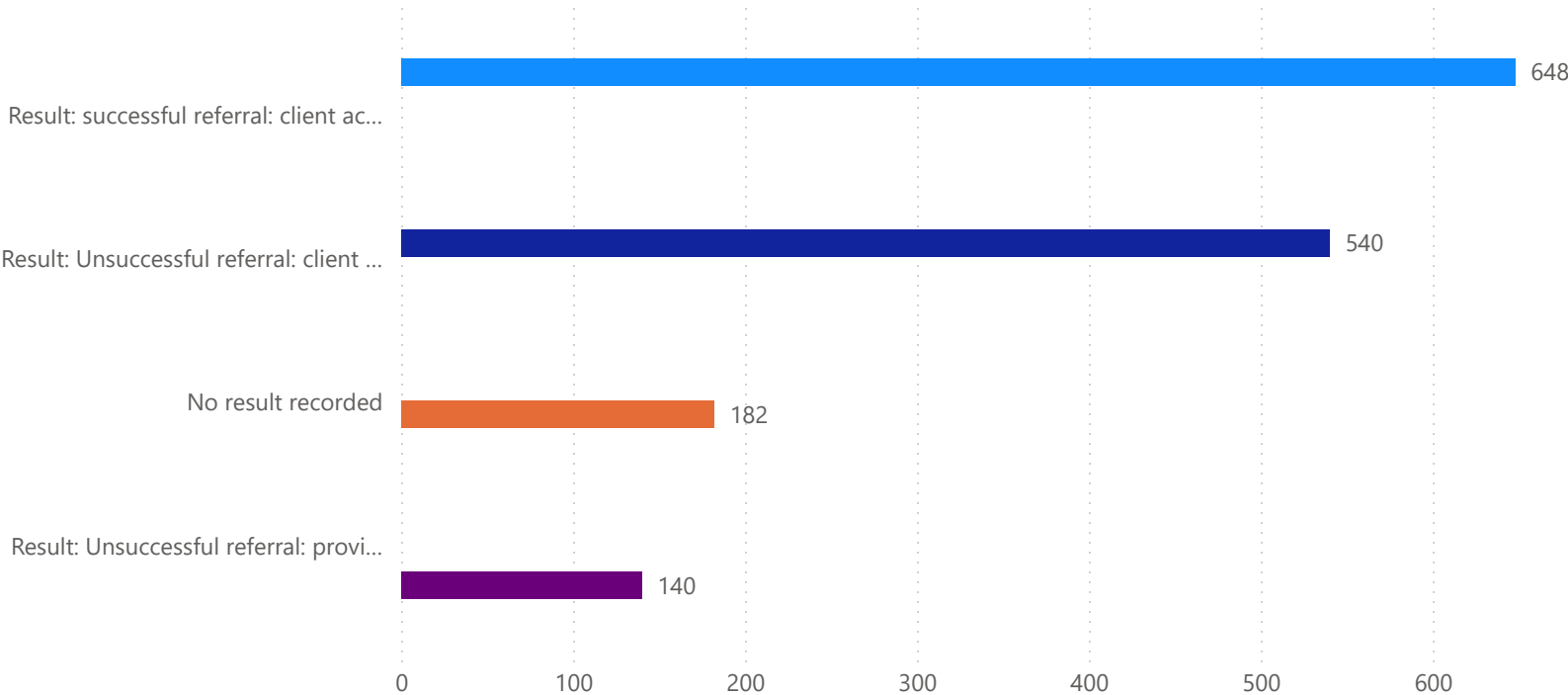
1154

Average Length of time from
Assessment to Acceptance (Days)

25

Max: 30 Days

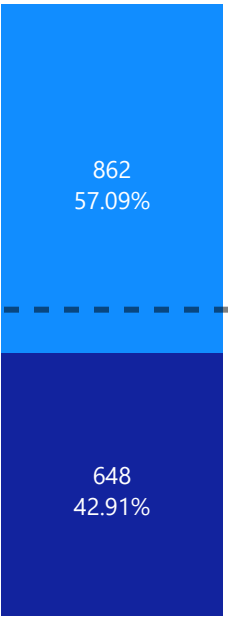
Referral Results



% of referrals with a successful outcome
(Local Measure)

● No ● Yes

50% Minimum





Singles Homeless Coordinated Assessment

HMIS Name: SNAP--CE--Singles
Reporting Term: 08/01/2023 - 7/31/2024
WA#: WA0330
Contract Number of Beds: N/A
HMIS Total Number of Beds: N/A
Notes:

Grants:
HUD: Continuum of Care (CoC) - Supportive Services Only (SSO)

Number of Individuals Served

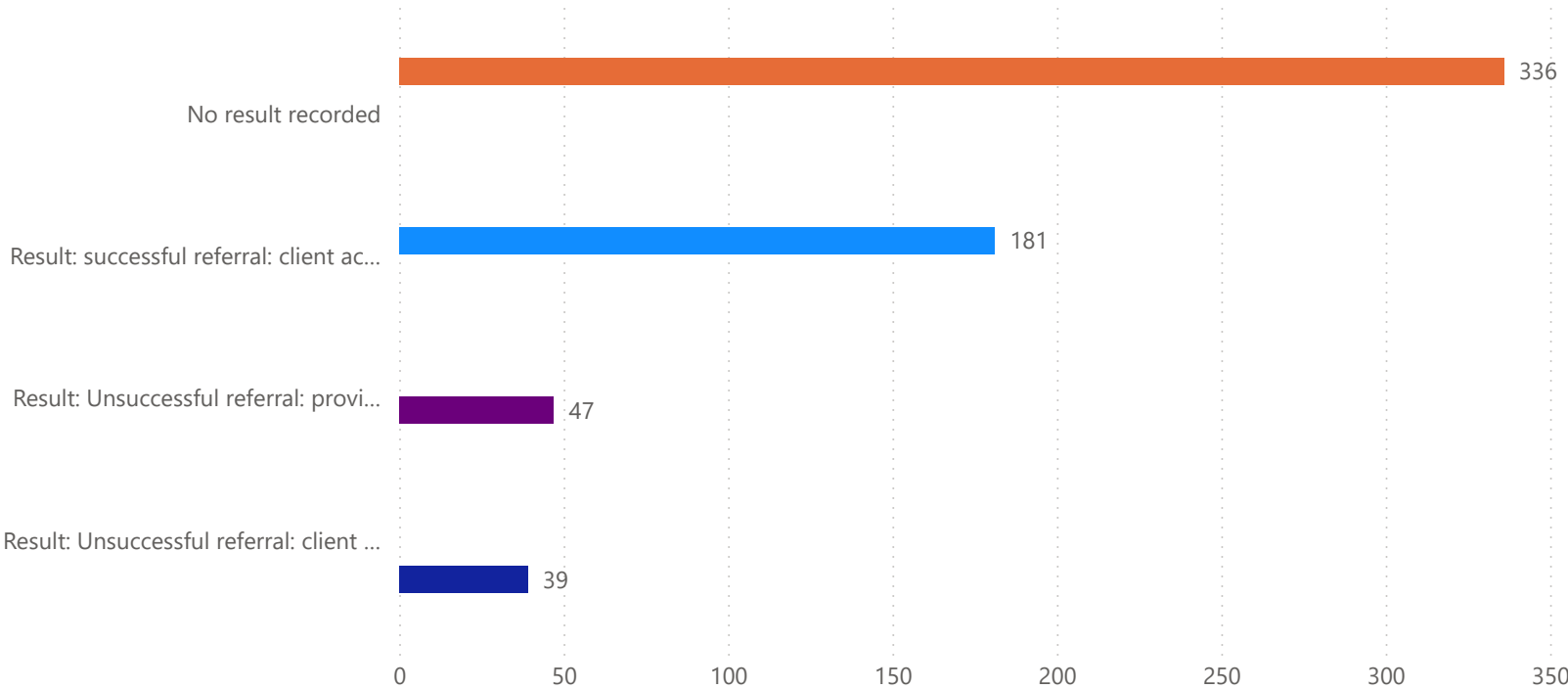
2101

Average Length of time from
Assessment to Acceptance (Days)

27

Max: 30 Days

Referral Results

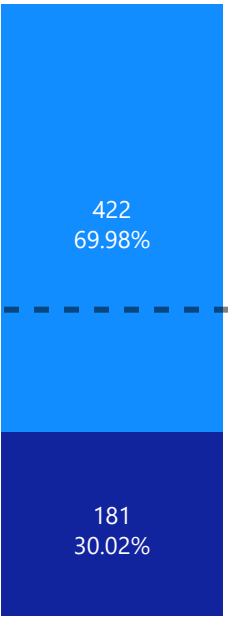


% of referrals with a successful outcome

(Local Measure)

● No ● Yes

50% Minimum





Youth & Young Adults Coordinated Entry

HMIS Name: VOA--CE--Youth & Young Adults
Reporting Term: 08/01/2023 - 07/31/2024
WA#: WA0529
Contract Number of Beds: N/A
HMIS Total Number of Beds: N/A
Notes:

Grants:
HUD: Continuum of Care - YHDP Grant

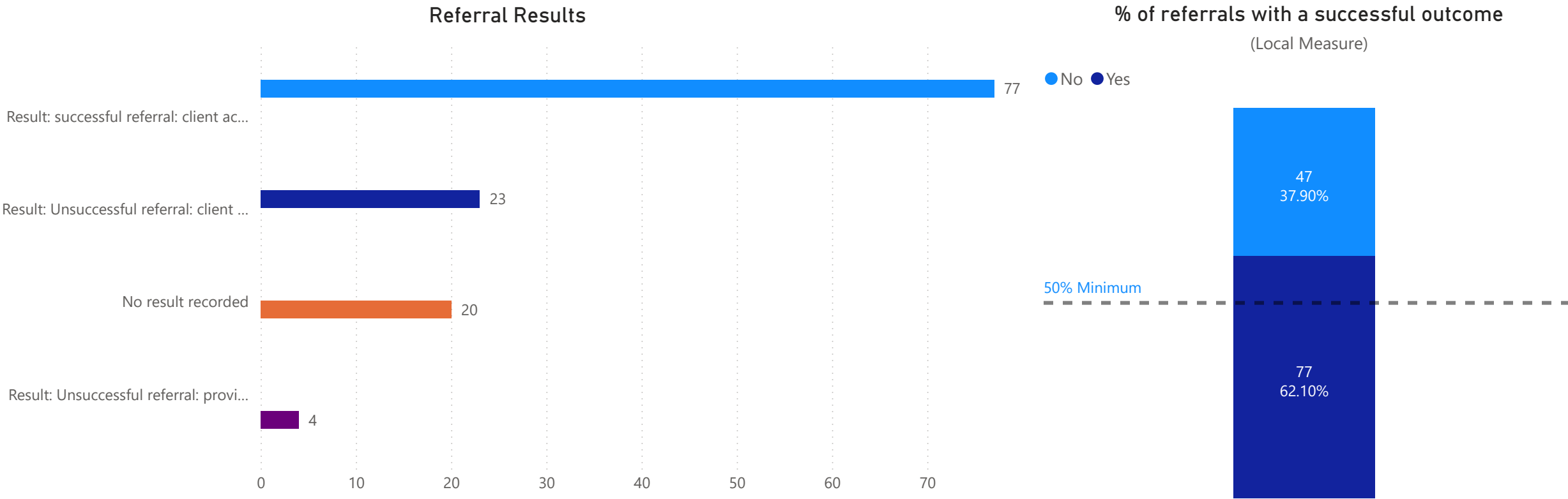
Number of Individuals Served

201

Average Length of time from Assessment to Acceptance (Days)

32

Max: 30 Days





Overview

HMIS Name: All Permanent Supportive Housing Projects
Reporting Term: 08/01/2023 - 07/31/2024

Number of Households Served

265

Average Rate of Utilization

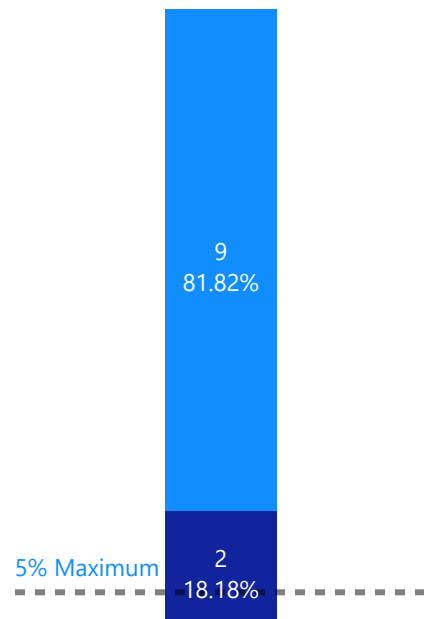
67%

Min: 85%

Returns to Homelessness

(SPM Metric 2b)

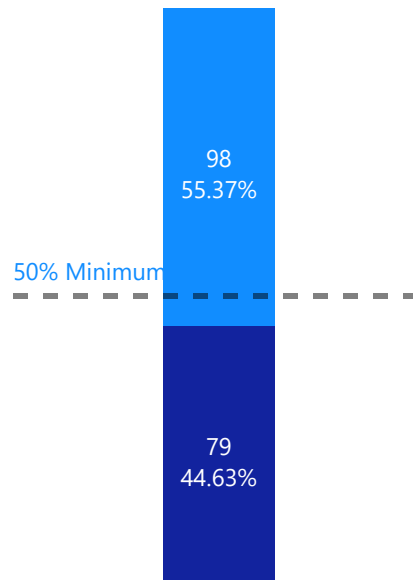
● No ● Yes



Employment and Income Growth for Stayers

(SPM Metric 4.3)

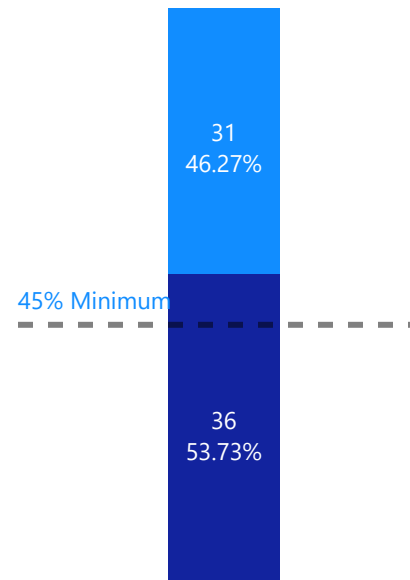
● No ● Yes



Employment and Income Growth for Leavers

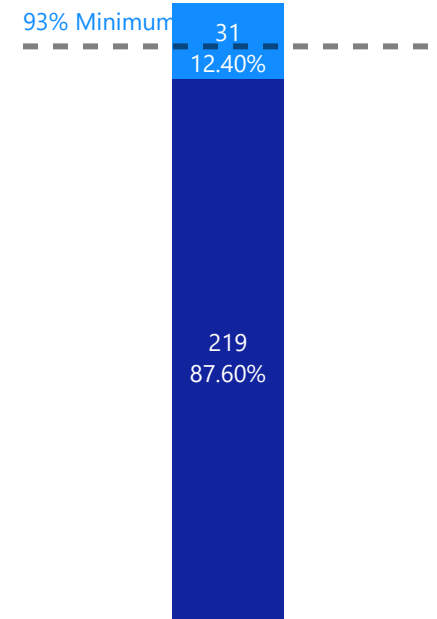
(SPM Metric 4.6)

● No ● Yes



Exits to or Retention of Permanent Housing

● No ● Yes





PSH Samaritan WA0130

HMIS Name: VOA--PSH--WA0130
Reporting Term: 08/01/2023 - 07/31/2024
WA#: WA0130
Contract Number of Beds: 53
Notes:

Grants:
HUD: Continuum of Care - Permanent Supportive Housing (PSH)

Number of Households Served

40

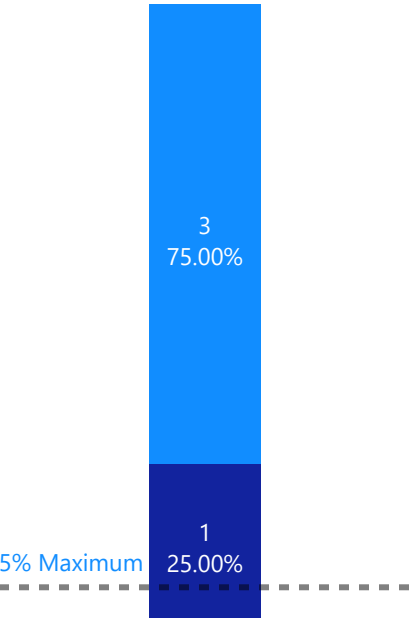
Average Rate of Utilization

47%

Min: 85%

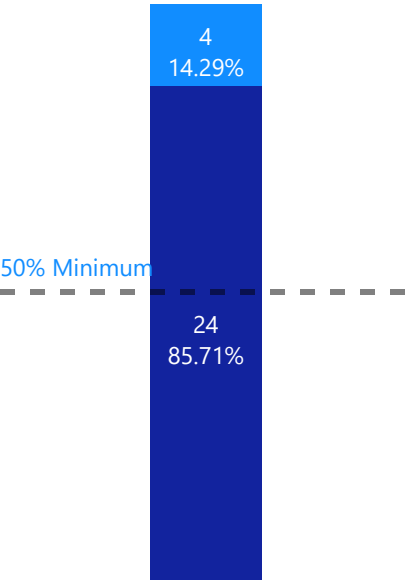
Returns to Homelessness
(SPM Metric 2b)

No Yes



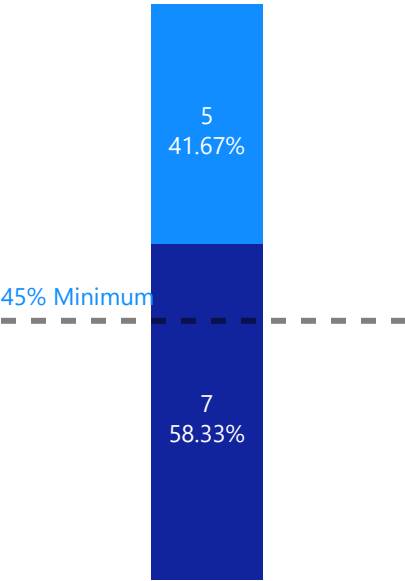
Employment and Income Growth for Stayers
(SPM Metric 4.3)

No Yes



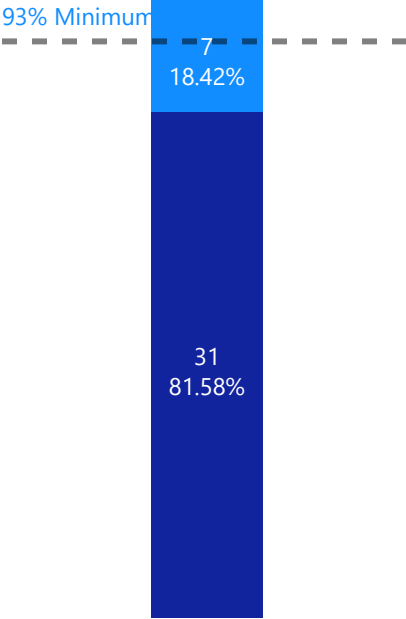
Employment and Income Growth for Leavers
(SPM Metric 4.6)

No Yes



Exits to or Retention of Permanent Housing

No Yes





PSH Scattered Sites WA0511

Number of Households Served

101

Average Rate of Utilization

46%

Min: 85%

HMIS Name: VOA--PSH--WA0511

VOA--PSH--WA0111 (Consolidated Into WA0511)

VOA--PSH--WA0457 (Consolidated Into WA0511)

Reporting Term: 08/01/2023 - 07/31/2024

WA#: WA0511

Contract Number of Beds: 122

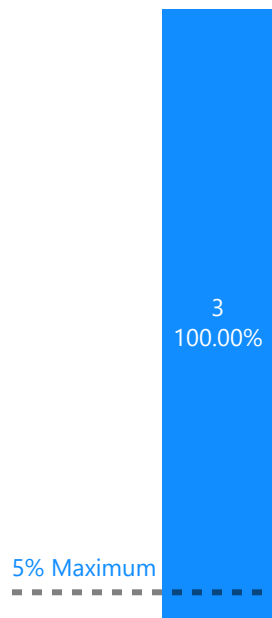
Grants:

HUD: Continuum of Care - Permanent Supportive Housing (PSH)

Returns to Homelessness

(SPM Metric 2b)

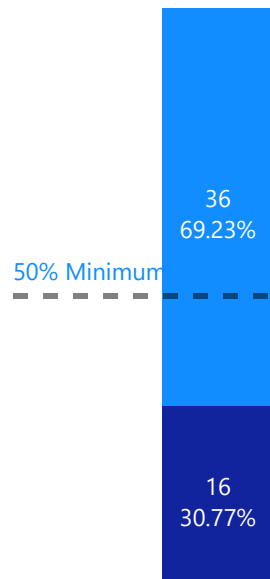
● No



Employment and Income Growth for Stayers

(SPM Metric 4.3)

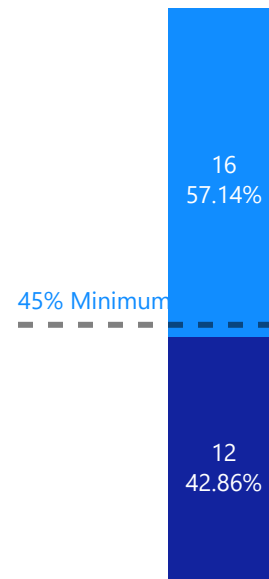
● No ● Yes



Employment and Income Growth for Leavers

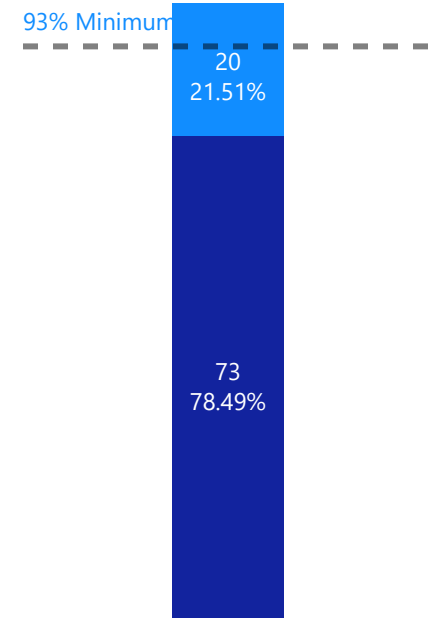
(SPM Metric 4.6)

● No ● Yes



Exits to or Retention of Permanent Housing

● No ● Yes





PSH Consolidation WA0374

HMIS Name: CC--PSH--WA0374
CC--PSH--WA0285 (Consolidated into CC--PSH--WA0374)
Reporting Term: 08/01/2023 - 07/31/2024
WA#: WA0374
Contract Number of Beds: 52
Notes:

Grants:
HUD: Continuum of Care - Permanent Supportive Housing (PSH)

Number of Households Served


55

Average Rate of Utilization

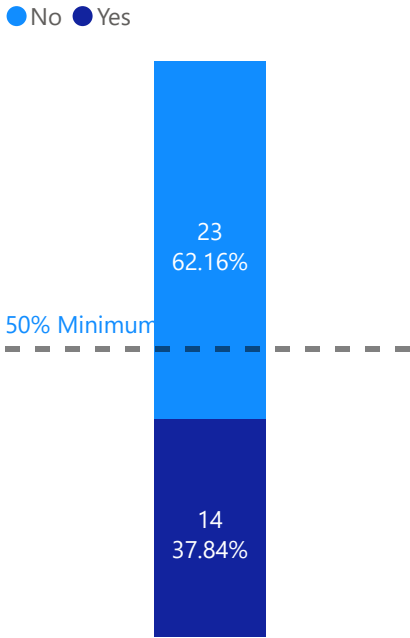
86%

Min: 85%

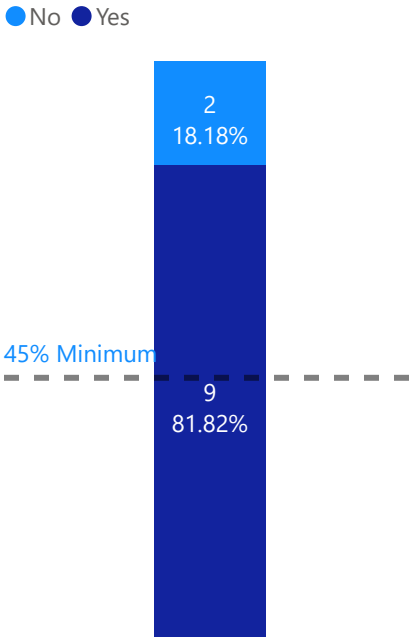
Returns to Homelessness
(SPM Metric 2b)



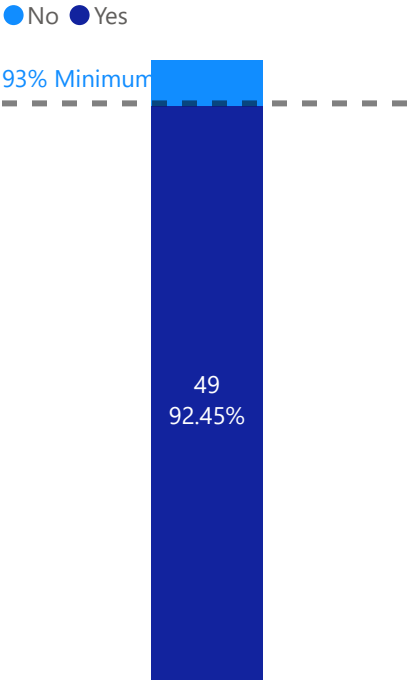
Employment and Income Growth for Stayers
(SPM Metric 4.3)



Employment and Income Growth for Leavers
(SPM Metric 4.6)



Exits to or Retention of Permanent Housing





PSH II WA0418

HMIS Name: CC--PSH--WA0418
Reporting Term: 08/01/2023 - 07/31/2024
WA#: WA0418
Contract Number of Beds: 42
Notes:

Grants:
HUD: Continuum of Care - Permanent Supportive Housing (PSH)

Number of Households Served

53

Average Rate of Utilization


123%

Min: 85%

Returns to Homelessness

(SPM Metric 2b)

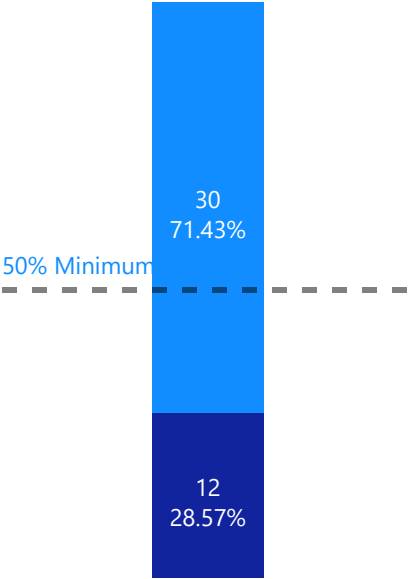
● Yes



Employment and Income Growth for Stayers

(SPM Metric 4.3)

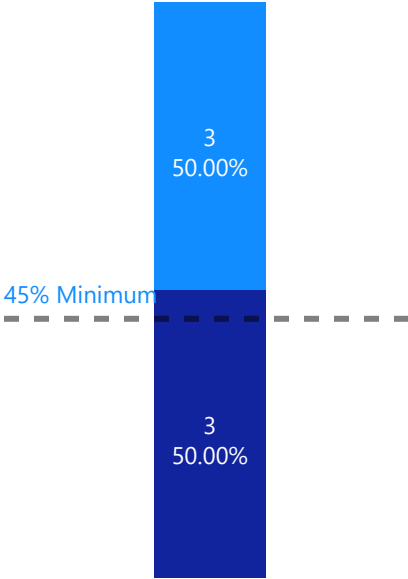
● No ● Yes



Employment and Income Growth for Leavers

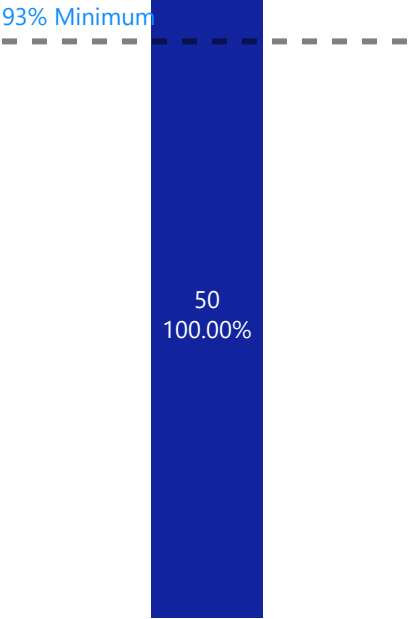
(SPM Metric 4.6)

● No ● Yes



Exits to or Retention of Permanent Housing

● Yes





PSH Scattered Sites

HMIS Name: CC--PSH--WA0512
Reporting Term: 08/01/2023 - 07/31/2024
WA#: WA0512
Contract Number of Beds: 130
Notes:

Grants:
HUD: Continuum of Care - Permanent Supportive Housing (PSH)

Number of Households Served

16

Average Rate of Utilization

33%

Min: 85%

Returns to Homelessness

(SPM Metric 2b)

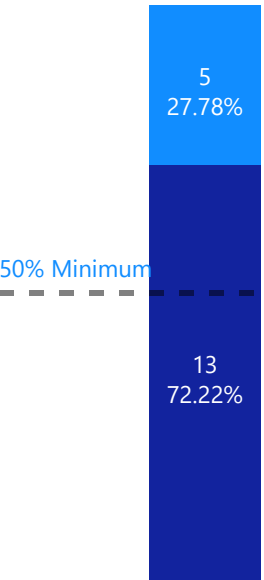
5% Maximum

At the time of report, there were no clients that returned to homelessness 2 years prior to the current reporting period's enrollments. This project started - 8/1/2022

Employment and Income Growth for Stayers

(SPM Metric 4.3)

No Yes



Employment and Income Growth for Leavers

(SPM Metric 4.6)


45% Minimum

At the time of report, there were no clients that were classified as leavers that had an increase to their income within their reporting period. This project started - 8/1/2022

Exits to or Retention of Permanent Housing

Yes

93% Minimum





Overview

HMIS Name: All Rapid Rehousing (RRH) Projects
Reporting Term: 08/01/2023 - 07/31/2024

Number of Households Served

223

Number of Households Served Moved into Housing

174

Avg. # of Days from Enrollment to PH
(Custom Metric)

29

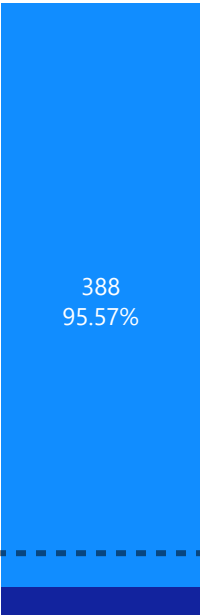
Max: 30 Days

Legend (All the clients enrolled in the reporting period are included in this metric):
No: Exit occurred but not successful/Permanent. **No (Still Enrolled):** Client has not yet been exited. **Yes:** Client exited successful/Permanent.

Returns to Homelessness

(SPM Metric 2b)

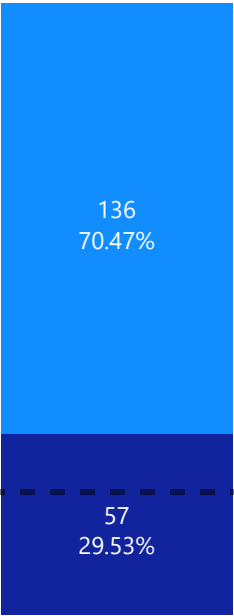
No Yes



Employment and Income Growth

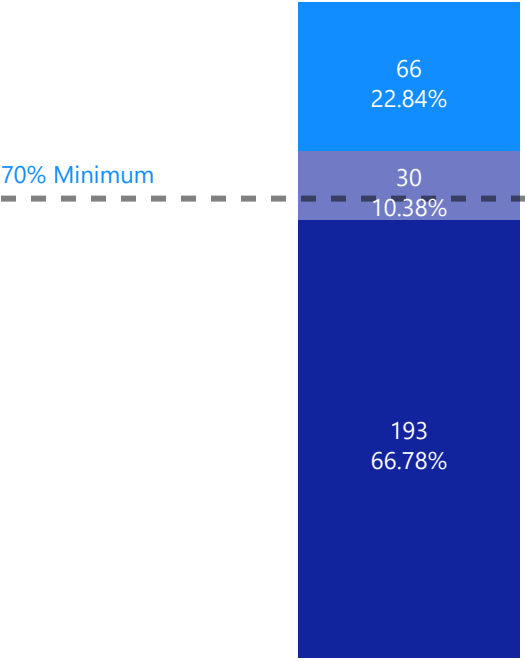
(SPM Metric 4.6)

No Yes



Exits to Permanent Housing

No No (Still Enrolled) Yes



70% Minimum

20% Minimum

10% Maximum



Families Rapid Rehousing

HMIS Name: CC--RRH--Families--CoC--WA0288
Reporting Term: 08/01/2023 - 07/31/2024
WA#: WA0288
Contract Number of Beds: 66
Notes:

Grants:
HUD: Continuum of Care - Rapid Rehousing (RRH) Grant

Number of Households Served

116

Number of Households Served Moved into Housing

86

Avg. # of Days from Enrollment to PH
(Custom Metric)

28

Max: 30 Days

Legend (All the clients enrolled in the reporting period are included in this metric):
No: Exit occurred but not successful/Permanent. **No (Still Enrolled):** Client has not yet been exited. **Yes:** Client exited successful/Permanent.

Returns to Homelessness

(SPM Metric 2b)

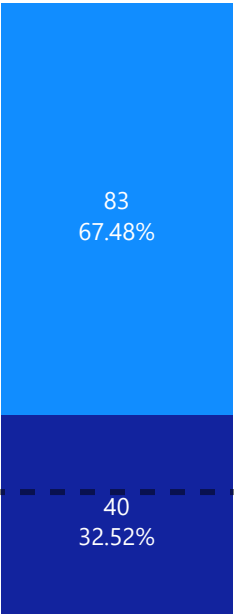
No Yes



Employment and Income Growth

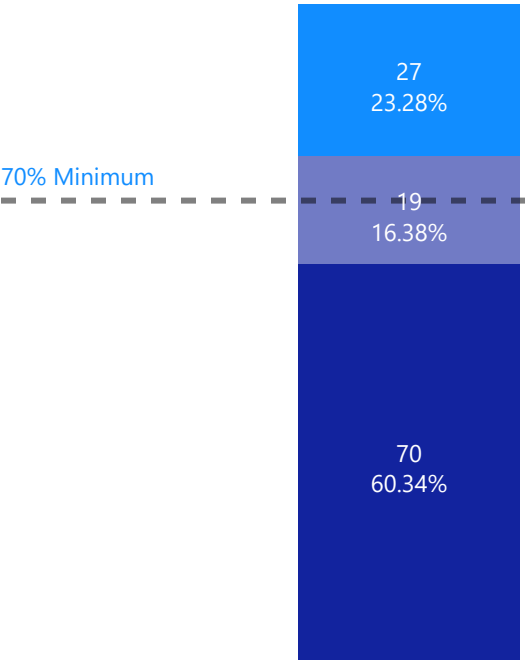
(SPM Metric 4.6)

No Yes



Exits to Permanent Housing

No No (Still Enrolled) Yes



70% Minimum

20% Minimum

10% Maximum



Singles Rapid Rehousing

HMIS Name: SNAP--RRH--Singles--CoC--WA0331
Reporting Term: 08/01/2023 - 07/31/2024
WA#: WA0331
Contract Number of Beds: 60
Notes:

Grants:
HUD: Continuum of Care - Rapid Rehousing (RRH) Grant

Number of Households Served

31

Number of Households Served Moved into Housing

18

Avg. # of Days from Enrollment to PH
(Custom Metric)

43

Max: 30 Days

Legend (All the clients enrolled in the reporting period are included in this metric):
No: Exit occurred but not successful/Permanent. **No (Still Enrolled):** Client has not yet been exited. **Yes:** Client exited successful/Permanent.

Returns to Homelessness

(SPM Metric 2b)

No

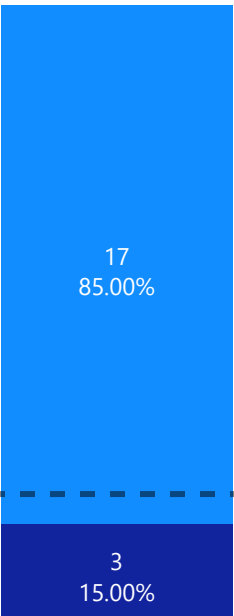


No Yes

Employment and Income Growth

(SPM Metric 4.6)

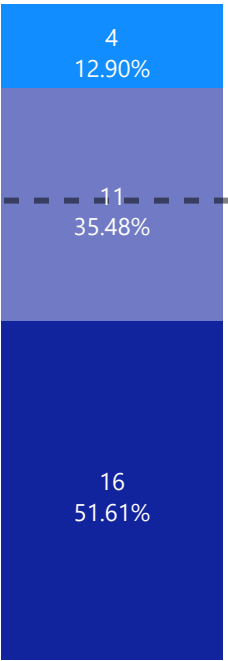
20% Minimum



Exits to Permanent Housing

No No (Still Enrolled) Yes

70% Minimum



10% Maximum



RRH for HH with Children

HMIS Name: YWCA--RRH--WA0353--HH with Children
Reporting Term: 08/01/2023 - 07/31/2024
WA#: WA0353
Contract Number of Beds: 30
Notes:

Grants:
HUD: Continuum of Care - Rapid Rehousing (RRH) Grant

Number of Households Served

33

Number of Households Served Moved into Housing

30

Avg. # of Days from Enrollment to PH
(Custom Metric)

56

Max: 30 Days

Returns to Homelessness

(SPM Metric 2b)

No

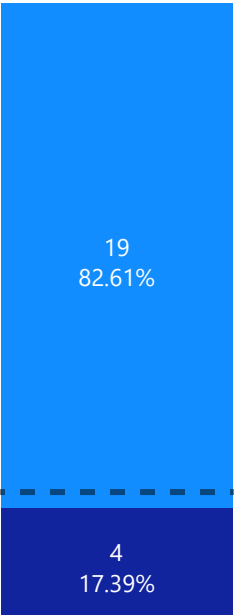


No Yes

Employment and Income Growth

(SPM Metric 4.6)

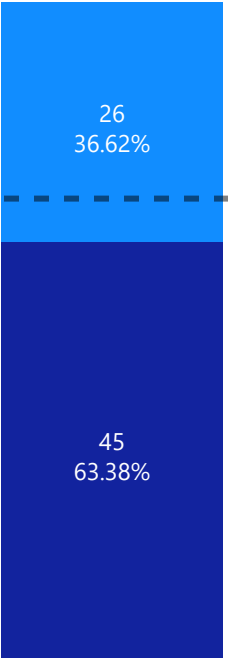
20% Minimum



Exits to Permanent Housing

No Yes

70% Minimum





RRH for Survivors of DV

HMIS Name: YWCA--RRH--WA0420--RRH for Survivors of DV
Reporting Term: 08/01/2023 - 07/31/2024
WA#: WA0420
Contract Number of Beds: 55
Notes:

Grants:
HUD: Continuum of Care - Rapid Rehousing (RRH) Grant

Number of Households Served

43

Number of Households Served Moved into Housing

40

Avg. # of Days from Enrollment to PH
(Custom Metric)

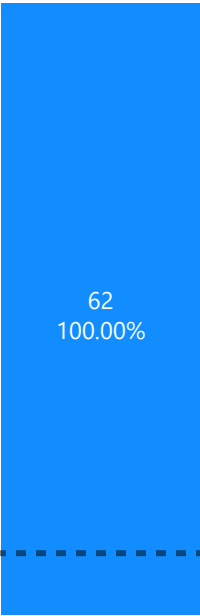
66

Max: 30 Days

Returns to Homelessness

(SPM Metric 2b)

No

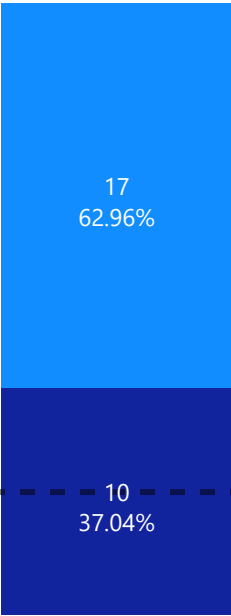


10% Maximum

Employment and Income Growth

(SPM Metric 4.6)

No Yes

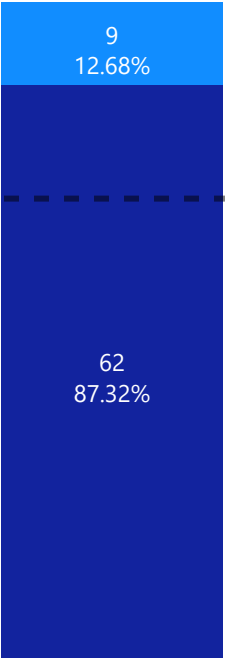


20% Minimum

Exits to Permanent Housing

No Yes

70% Minimum





Overview

Average Length of Time to Date of Engagement (Days)

2

Max: 60 Days

Number of Individuals Served

73

HMIS Name: All Street Outreach (SO) Projects
Reporting Term: 08/01/2023 - 07/31/2024

Returns to Homelessness

(SPM Metric 2b)

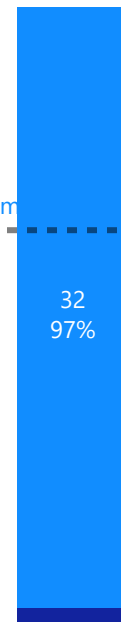
20% Maximum

This metric only applies to clients that have exited two years before the reporting period and have returned to a project, none of the clients were exited at the time of report.

Service those with the Long Lengths of Homelessness

● No ● Yes

64% Minimum



Legend (All the clients enrolled in the reporting period are included in this metric):


No: Exit occurred but not successful/Permanent. **No (Still Enrolled):** Client has not yet been exited. **Yes:** Client exited successful/Permanent.

Successful Exits from Street Outreach

(SPM Metric 7a.1)

● No ● No (Still Enrolled) ● Yes

65% Minimum

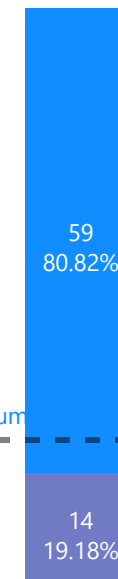


Exits to Temporary or Institutional Settings

(SPM Metric 7a.1)

● No ● No (Still Enrolled)

25% Minimum




Exits to Permanent Housing

(SPM Metric 7a.1)

● No ● No (Still Enrolled) ● Yes

40% Minimum





VOA - Street Outreach

Average Length of Time to Date of Engagement (Days)

2

Max: 60 Days

Number of Individuals Served

73

HMIS Name: VOA--SSO--YHDP & VOA--SO--YHDP

Reporting Term: 08/01/2023 - 07/31/2024

WA#: WA0527

Contract Number of Beds: N/A

Notes:

Grants:

HUD: Continuum of Care - YHDP Grant

Legend (All the clients enrolled in the reporting period are included in this metric):

No: Exit occurred but not successful/Permanent. **No (Still Enrolled):** Client has not yet been exited. **Yes:** Client exited successful/Permanent.

Returns to Homelessness

(SPM Metric 2b)

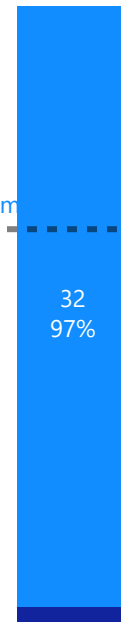
20% Maximum

This metric only applies to clients that have exited two years before the reporting period and have returned to a project, none of the clients were exited at the time of report.

Service those with the Long Lengths of Homelessness

● No ● Yes

64% Minimum




Successful Exits from Street Outreach

(SPM Metric 7a.1)

● No ● No (Still Enrolled) ● Yes

65% Minimum

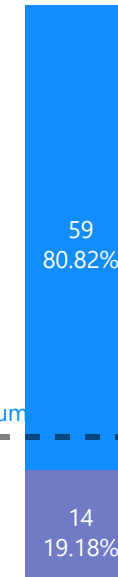


Exits to Temporary or Institutional Settings

(SPM Metric 7a.1)

● No ● No (Still Enrolled)

25% Minimum

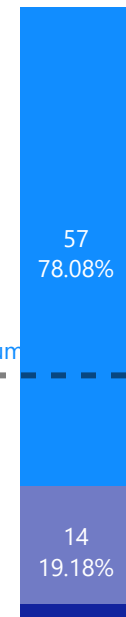


Exits to Permanent Housing

(SPM Metric 7a.1)

● No ● No (Still Enrolled) ● Yes

40% Minimum





Overview

HMIS Name: All Street Outreach (SO) Projects

Reporting Term: 08/01/2023 - 07/31/2024

Information regarding the following Street Outreach Report.

The following report provides the same information for CoC funded Street Outreach Projects, except the metrics for **Successful Exits from Street Outreach, Exits to Temporary or Institutional Setting, and Exits to Permanent Housing**, are exclusively only counting clients that have a **Date of Engagement**.



Overview

Average Length of Time to Date of Engagement (Days)

2

Max: 60 Days

Number of Individuals Served

73

HMIS Name: All Street Outreach (SO) Projects
Reporting Term: 08/01/2023 - 07/31/2024

Returns to Homelessness

(SPM Metric 2b)

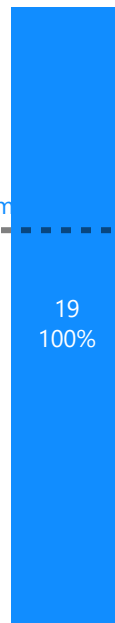
20% Maximum

This metric only applies to clients that have exited two years before the reporting period and have returned to a project, none of the clients were exited at the time of report.

Service those with the Long Lengths of Homelessness

● No

64% Minimum

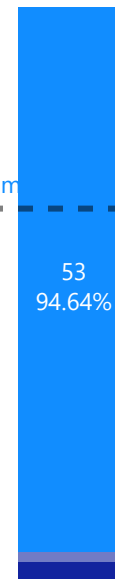


Successful Exits from Street Outreach

(SPM Metric 7a.1)

● No ● No (Still Enrolled) ● Yes

65% Minimum

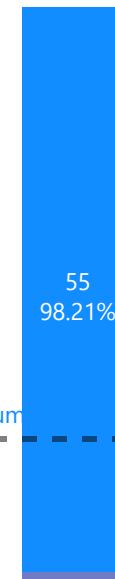


Exits to Temporary or Institutional Settings

(SPM Metric 7a.1)

● No ● No (Still Enrolled)

25% Minimum

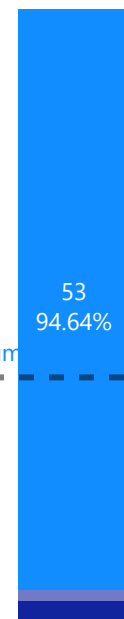


Exits to Permanent Housing

(SPM Metric 7a.1)

● No ● No (Still Enrolled) ● Yes

40% Minimum





VOA - Street Outreach

Average Length of Time to Date of Engagement (Days)

2

Max: 60 Days

Number of Individuals Served

73

HMIS Name: VOA--SSO--YHDP & VOA--SO--YHDP

Reporting Term: 08/01/2023 - 07/31/2024

WA#: WA0527

Contract Number of Beds: N/A

Notes:

Grants:

HUD: Continuum of Care - YHDP Grant

Legend (All the clients enrolled in the reporting period with a **Date of Engagement** are included in this metric):
No: Exit occurred but not successful/Permanent. **No (Still Enrolled):** Client has not yet been exited. **Yes:** Client exited successful/Permanent.

Returns to Homelessness

(SPM Metric 2b)

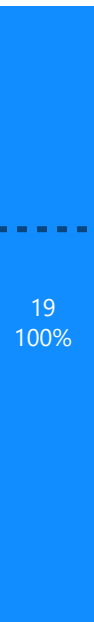
20% Maximum

This metric only applies to clients that have exited two years before the reporting period and have returned to a project, none of the clients were exited at the time of report.

Service those with the Long Lengths of Homelessness

● No

64% Minimum

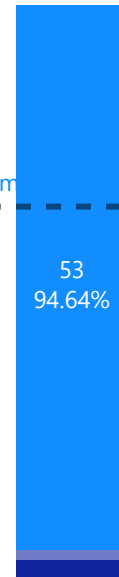


Successful Exits from Street Outreach

(SPM Metric 7a.1)

● No ● No (Still Enrolled) ● Yes

65% Minimum

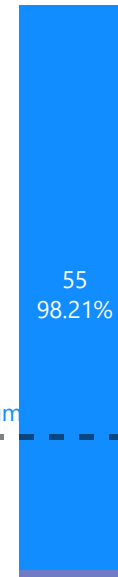


Exits to Temporary or Institutional Settings

(SPM Metric 7a.1)

● No ● No (Still Enrolled)

25% Minimum

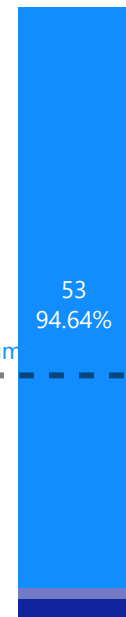


Exits to Permanent Housing

(SPM Metric 7a.1)

● No ● No (Still Enrolled) ● Yes

40% Minimum





Overview

Number of Households Served

80

Number of Households Served Moved into Housing (RRH)

36

Average Length of Time Homeless (Days)
(SPM Metric 1a.2 - TH)

167

Max: 160 Days

Avg. # of Days from Enrollment to PH
(Custom Metric - RRH)

55

Max: 30 Days

HMIS Name: All TH & RRH Projects
Reporting Term: 08/01/2023 - 07/31/2024

Legend (All the clients enrolled in the reporting period are included in this metric):
No: Exit occurred but not successful/Permanent. **No (Still Enrolled):** Client has not yet been exited. **Yes:** Client exited successful/Permanent.

Returns to Homelessness

(SPM Metric 2b - TH & RRH)

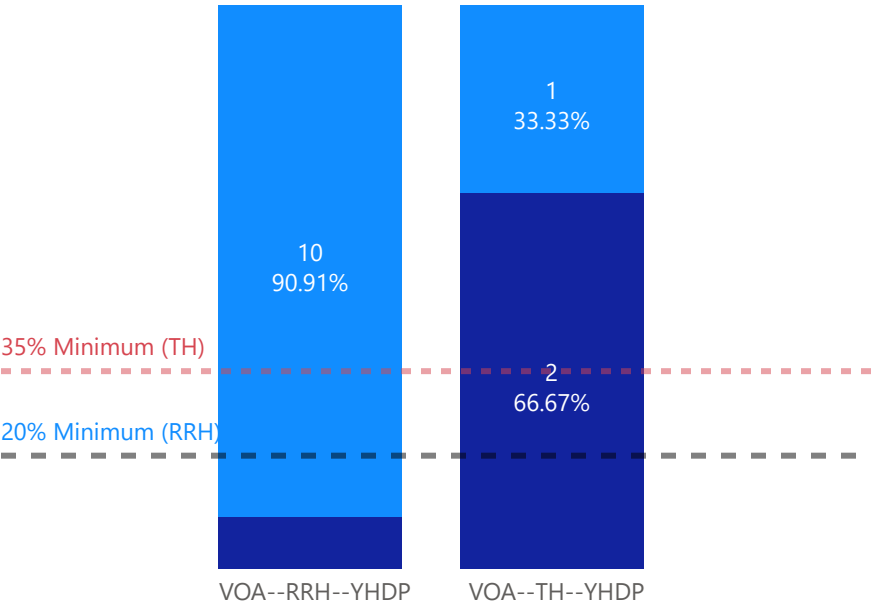
Employment and Income Growth

(SPM Metric 4.6 - TH & RRH)

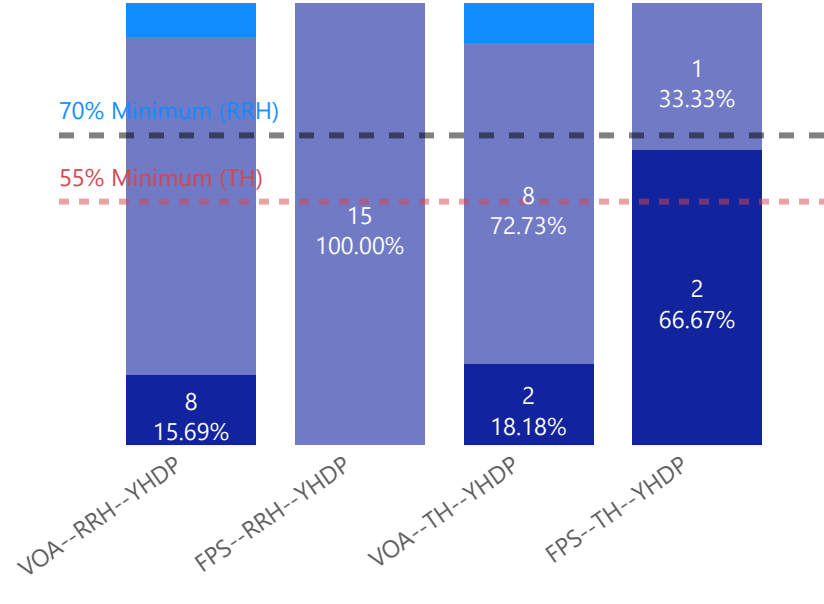
Exits to Permanent Housing

(SPM Metric 7b.1 - TH & RRH)

● No ● Yes



● No ● No (Still Enrolled) ● Yes



At the time of report, there were no clients that returned to homelessness 2 years prior to the current reporting period's enrollments.



VOA - TH & RRH

Number of Households Served

62

Number of Households Served Moved into Housing (RRH)

28

Average Length of Time Homeless (Days)
(SPM Metric 1a.2 - TH)

183

Max: 160 Days

Avg. # of Days from Enrollment to PH
(Custom Metric - RRH)

67

Max: 30 Days

HMIS Name: VOA--TH--YHDP & VOA--RRH--YHDP
Reporting Term: 08/01/2023 - 07/31/2024
WA#: WA0525
Contract Number of Beds: N/A
Grants:
HUD: Continuum of Care - YHDP

Legend (All the clients enrolled in the reporting period are included in this metric):
No: Exit occurred but not successful/Permanent. **No (Still Enrolled):** Client has not yet been exited. **Yes:** Client exited successful/Permanent.

Returns to Homelessness

(SPM Metric 2b - TH & RRH)

Employment and Income Growth

(SPM Metric 4.6 - TH & RRH)

Exits to Permanent Housing

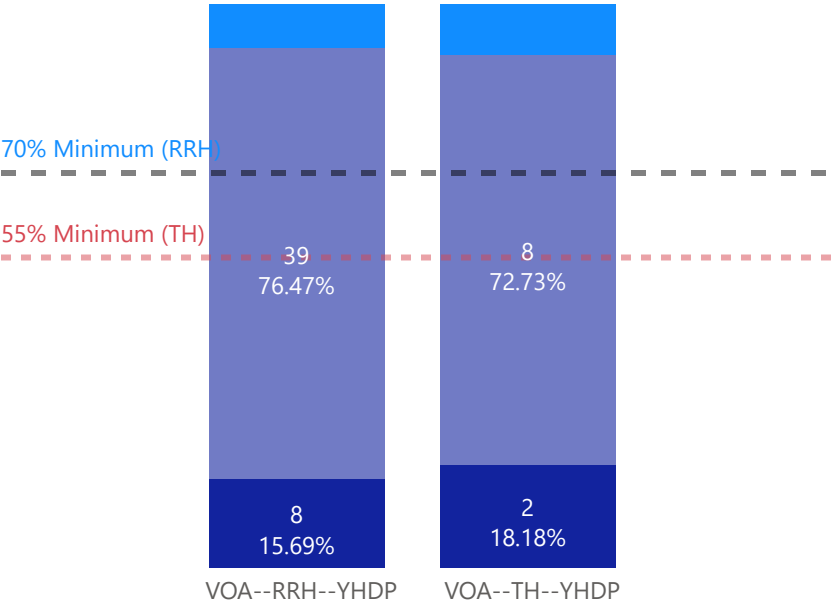
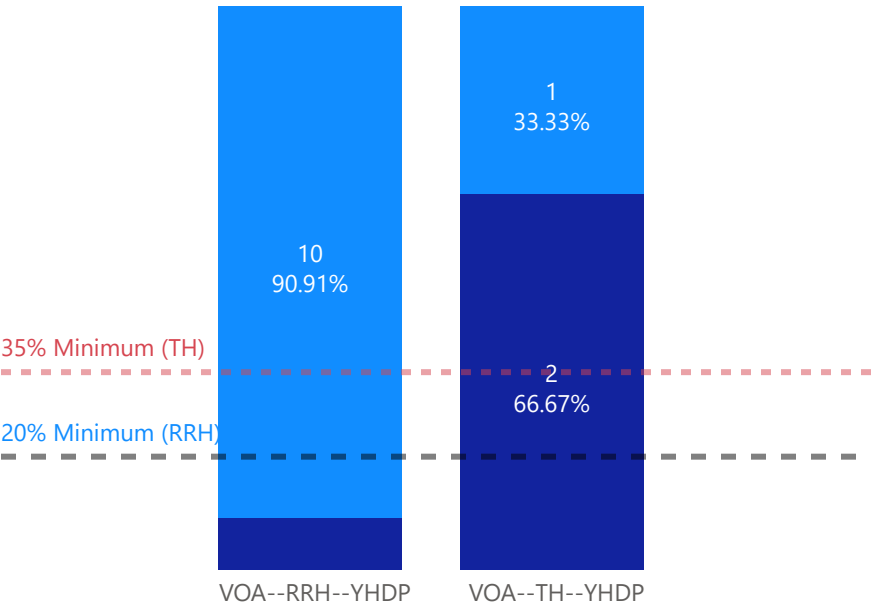
(SPM Metric 7b.1 - TH & RRH)

● No ● Yes

● No ● No (Still Enrolled) ● Yes

10% Maximum

At the time of report, there were no clients that returned to homelessness 2 years prior to the current reporting period's enrollments.





FPS - TH & RRH

HMIS Name: FPS--TH--YHDP & FPS--RRH--YHDP
Reporting Term: 08/01/2023 - 07/31/2024
WA#: WA0525
Contract Number of Beds: N/A
Grants:
HUD: Continuum of Care - YHDP

Number of Households Served

18

Number of Households Served Moved into Housing (RRH)

8

Average Length of Time Homeless (Days) (SPM Metric 1a.2 - TH)

129

Max: 160 Days

Avg. # of Days from Enrollment to PH (Custom Metric - RRH)

38

Max: 30 Days

Legend (All the clients enrolled in the reporting period are included in this metric):
No: Exit occurred but not successful/Permanent. **No (Still Enrolled):** Client has not yet been exited. **Yes:** Client exited successful/Permanent.

Returns to Homelessness

(SPM Metric 2b - TH & RRH)

Employment and Income Growth

(SPM Metric 4.6 - TH & RRH)

Exits to Permanent Housing

(SPM Metric 7b.1 - TH & RRH)

10% Maximum

20% Minimum (RRH)

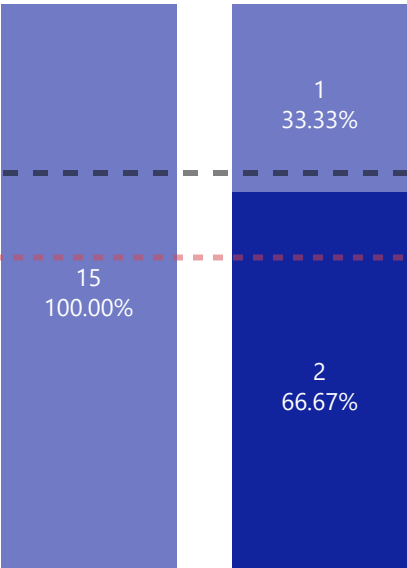
● No (Still Enrolled) ● Yes

70% Minimum

55% Minimum

At the time of report, there were no clients that returned to homelessness 2 years prior to the current reporting period's enrollments.

At the time of report, there were no clients that had an increase to their income that exited the project.



FPS--RRH--YHDP

FPS--TH--YHDP



Overview

HMIS Name: All Transitional Housing (TH) projects
Reporting Term: 08/01/2023 - 07/31/2024

Number of Households Served

42

Average Length of Time Homeless (Days)

(SPM Metric 1a.2)

119

Max: 160 Days

Average Utilization Rate

59%

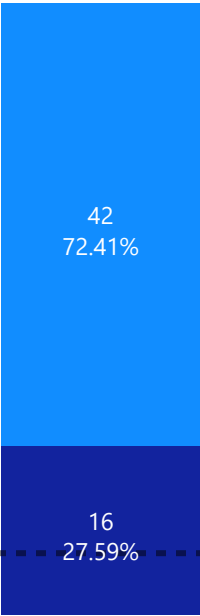
Min: 85%

Legend (All the clients enrolled in the reporting period are included in this metric):
No: Exit occurred but not successful/Permanent. **No (Still Enrolled):** Client has not yet been exited. **Yes:** Client exited successful/Permanent.

Returns to Homelessness

(SPM Metric 2b)

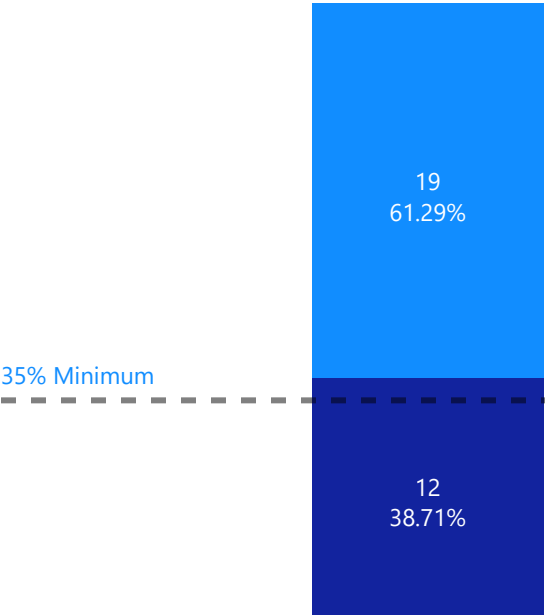
● No ● Yes



Employment and Income Growth

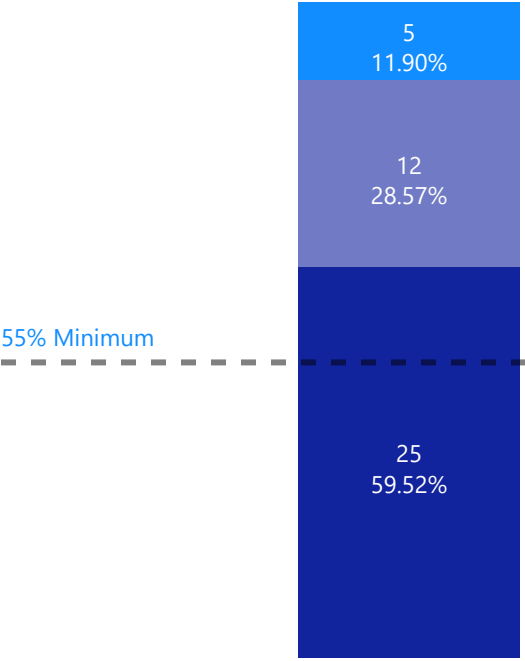
(SPM Metric 4.6)

● No ● Yes



Exits to Permanent Housing

● No ● No (Still Enrolled) ● Yes



10% Maximum

35% Minimum

55% Minimum



Saint Margaret's Shelter

HMIS Name: CC--TH--SMS--CoC-WA0109
Reporting Term: 08/01/2023 - 07/31/2024
WA#: WA0109
Contract Number of Beds: 24
Notes:

Grants:
HUD: Continuum of Care (CoC) - Transitional Housing (TH) Grant

Number of Households Served

35

Average Length of Time Homeless (Days)

(SPM Metric 1a.2)

95

Max: 160 Days

Average Utilization Rate

58%

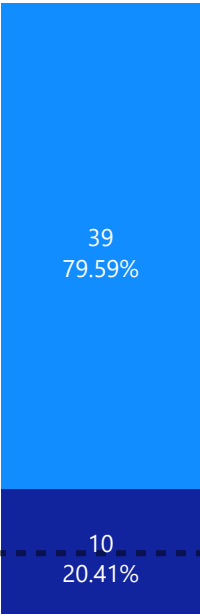
Min: 85%

Legend (All the clients enrolled in the reporting period are included in this metric):
No: Exit occurred but not successful/Permanent. **No (Still Enrolled):** Client has not yet been exited. **Yes:** Client exited successful/Permanent.

Returns to Homelessness

(SPM Metric 2b)

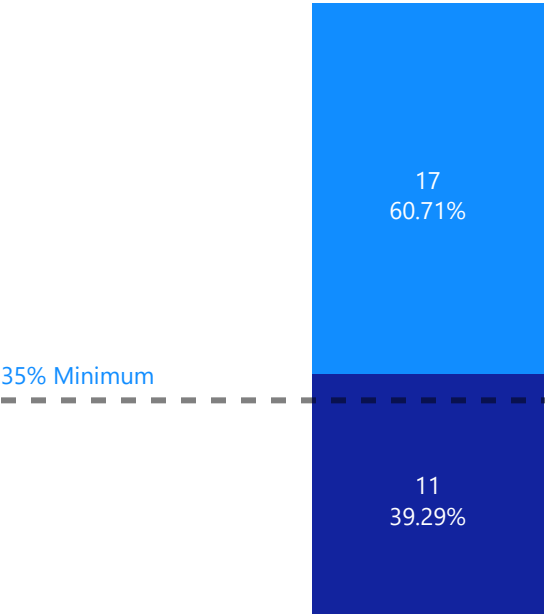
● No ● Yes



Employment and Income Growth

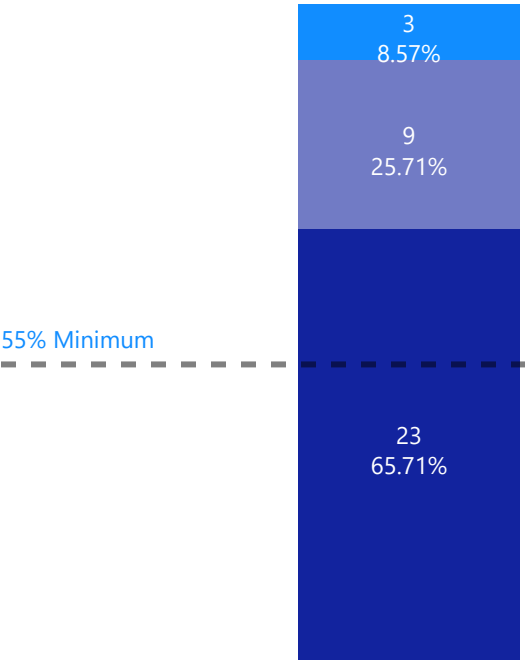
(SPM Metric 4.6)

● No ● Yes



Exits to Permanent Housing

● No ● No (Still Enrolled) ● Yes





Alexandria's House

HMIS Name: VOA--TH--Alexandrias House--CoC-WA0126
Reporting Term: 08/01/2023 - 07/31/2024
WA#: WA0126
Contract Number of Beds: 12
Notes:

Grants:
HUD: Continuum of Care (CoC) - Transitional Housing (TH) Grant

Number of Households Served

7

Average Length of Time Homeless (Days)

(SPM Metric 1a.2)

291

Max: 160 Days

Average Utilization Rate

60%

Min: 85%

Legend (All the clients enrolled in the reporting period are included in this metric):
No: Exit occurred but not successful/Permanent. **No (Still Enrolled):** Client has not yet been exited. **Yes:** Client exited successful/Permanent.

Returns to Homelessness

(SPM Metric 2b)

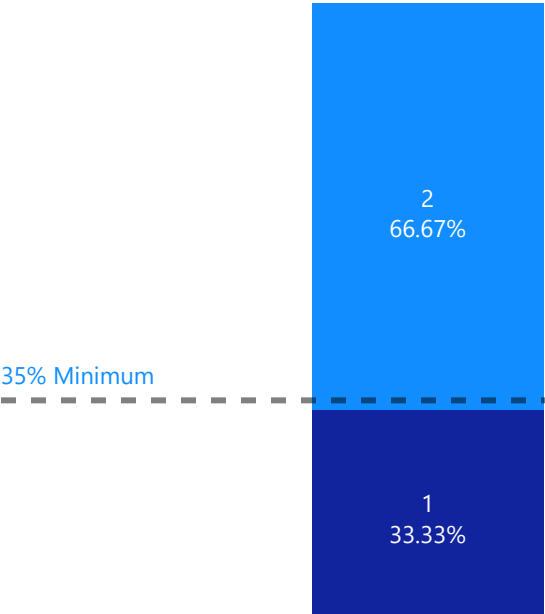
● No ● Yes



Employment and Income Growth

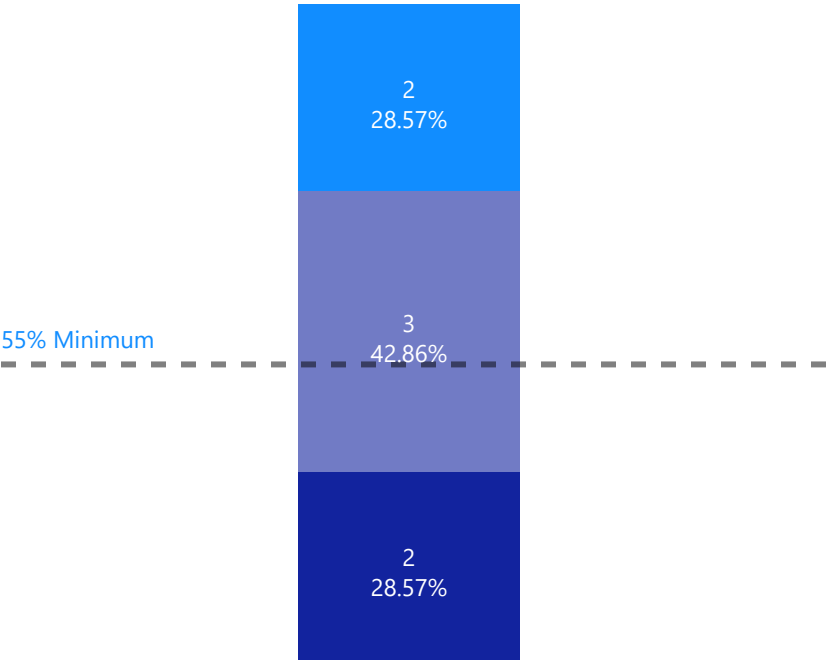
(SPM Metric 4.6)

● No ● Yes



Exits to Permanent Housing

● No ● No (Still Enrolled) ● Yes



10% Maximum

35% Minimum

55% Minimum