



Overview

257

HMIS Name: All HHOS funded Homelessness Diversion Projects
Reporting Term: 07/01/2024 - 09/30/2024

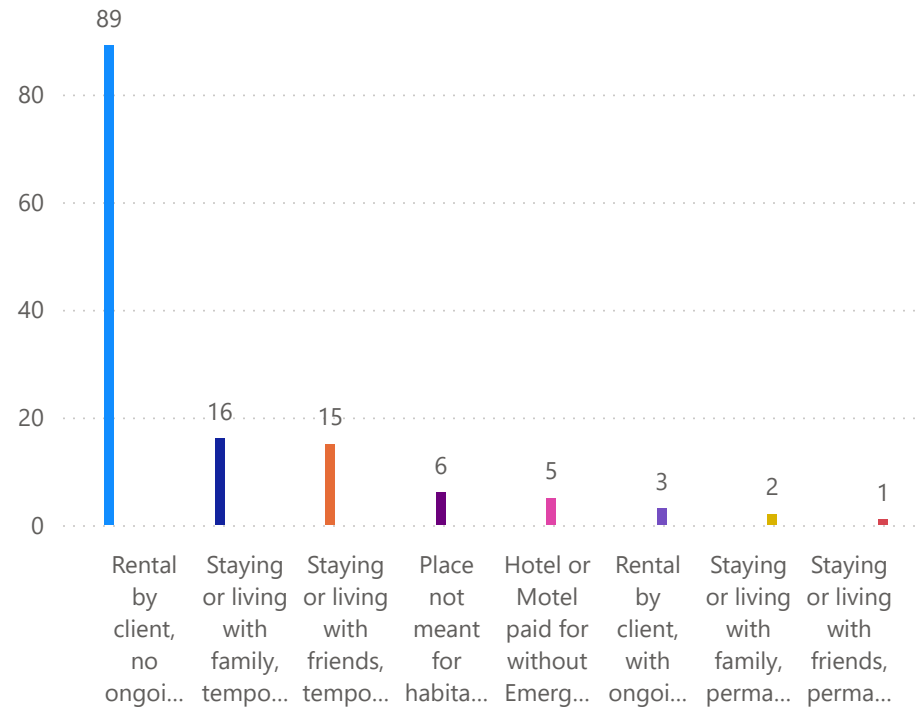
Returns to Homelessness

(SPM Metric 2b)

This metric only applies to clients that have exited the program and later returned to Homelessness within 2 years.

6% Minimum

Exit Destinations

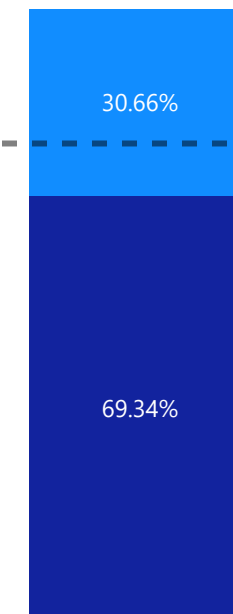


Exits to Permanent Housing

(SPM Metric 7a.1)

● No ● Yes

88% Minimum





Overview

257

HMIS Name: All HHOS funded Homelessness Diversion Projects
Reporting Term: 07/01/2024 - 09/30/2024

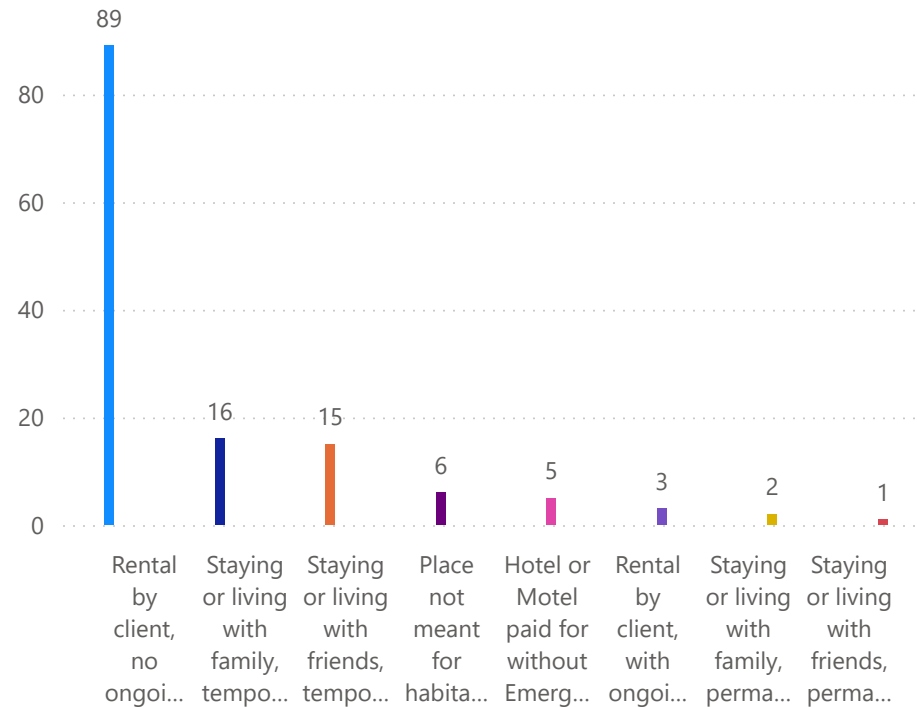
Returns to Homelessness

(SPM Metric 2b)

This metric only applies to clients that have exited the program and later returned to Homelessness within 2 years.

6% Minimum

Exit Destinations

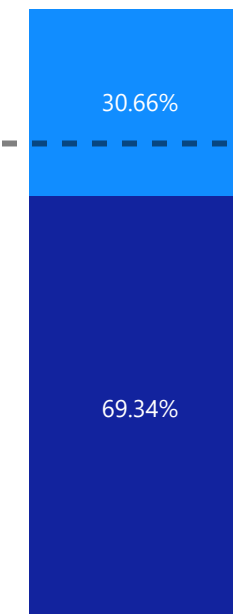


Exits to Permanent Housing

(SPM Metric 7a.1)

● No ● Yes

88% Minimum





SNAP Singles Diversion

37

HMIS Name: SNAP--SSO--Singles Diversion

Reporting Term: 07/01/2024 - 09/30/2024

OPR: 2024-0763

Contract Number of Beds: N/A

HMIS Total Number of Beds: N/A

Notes:

Grants:

City of Spokane: Homeless Housing Assistance Act (HHAA)

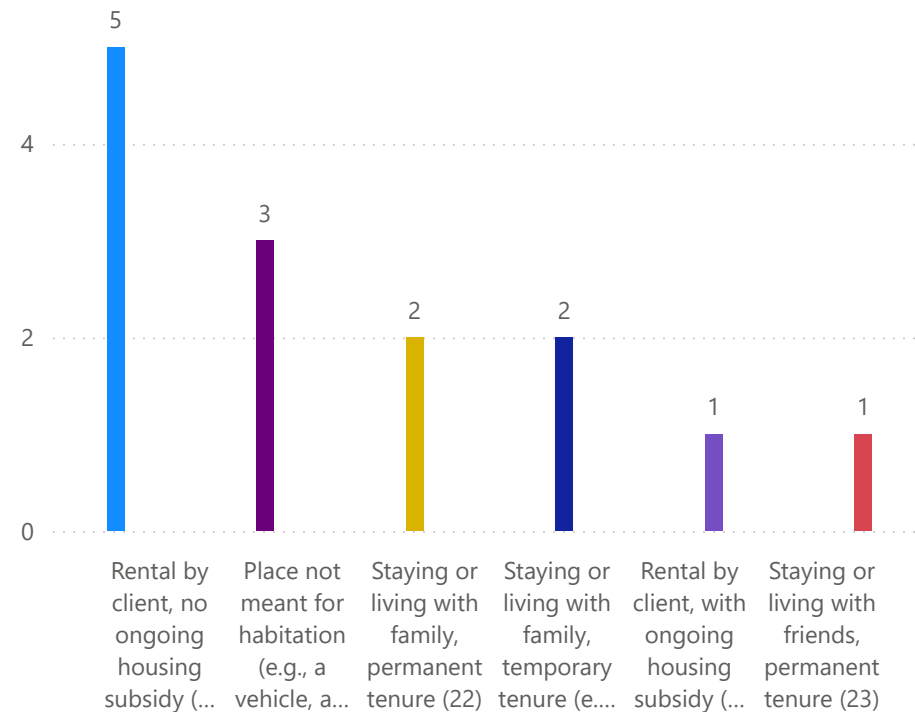
Returns to Homelessness

(SPM Metric 2b)

This metric only applies to clients that have exited the program and later returned to Homelessness within 2 years.

6% Minimum

Exit Destinations



Exits to Permanent Housing

(SPM Metric 7a.1)

● No ● Yes

88% Minimum





CC - City Diversion

220

HMIS Name: CC--SSO--City Diversion--City HHAA

Reporting Term: 07/01/2024 - 09/30/2024

OPR: 2024-0695

Contract Number of Beds: N/A

HMIS Total Number of Beds: N/A

Notes:

Grants:

City of Spokane: Homeless Housing Assistance Act (HHAA)

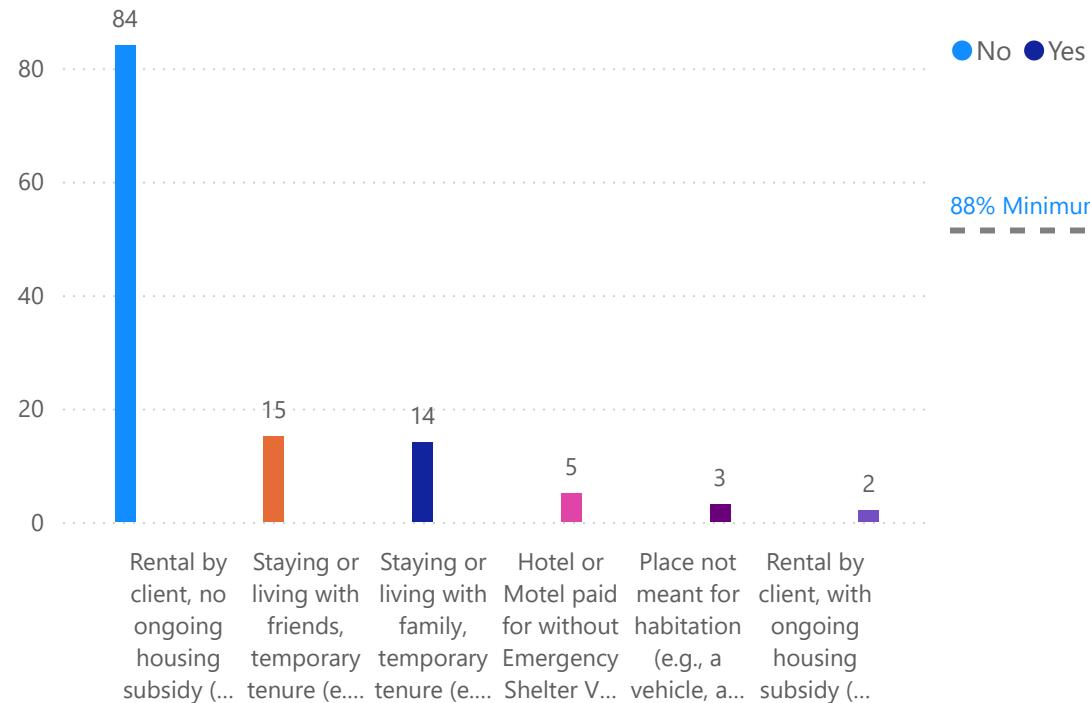
Returns to Homelessness

(SPM Metric 2b)

This metric only applies to clients that have exited the program and later returned to Homelessness within 2 years.

6% Minimum

Exit Destinations

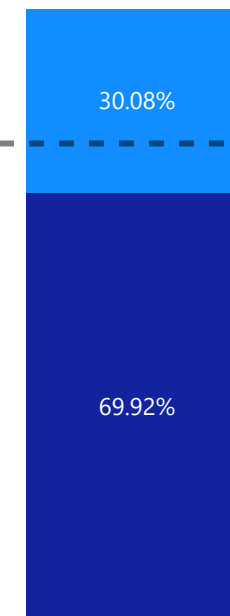


Exits to Permanent Housing

(SPM Metric 7a.1)

● No ● Yes

88% Minimum





Overview

HMIS Name: All HHOS Funded Coordinated Assessment Projects
Reporting Term: 07/01/2024 - 09/30/2024

Number of Households Served

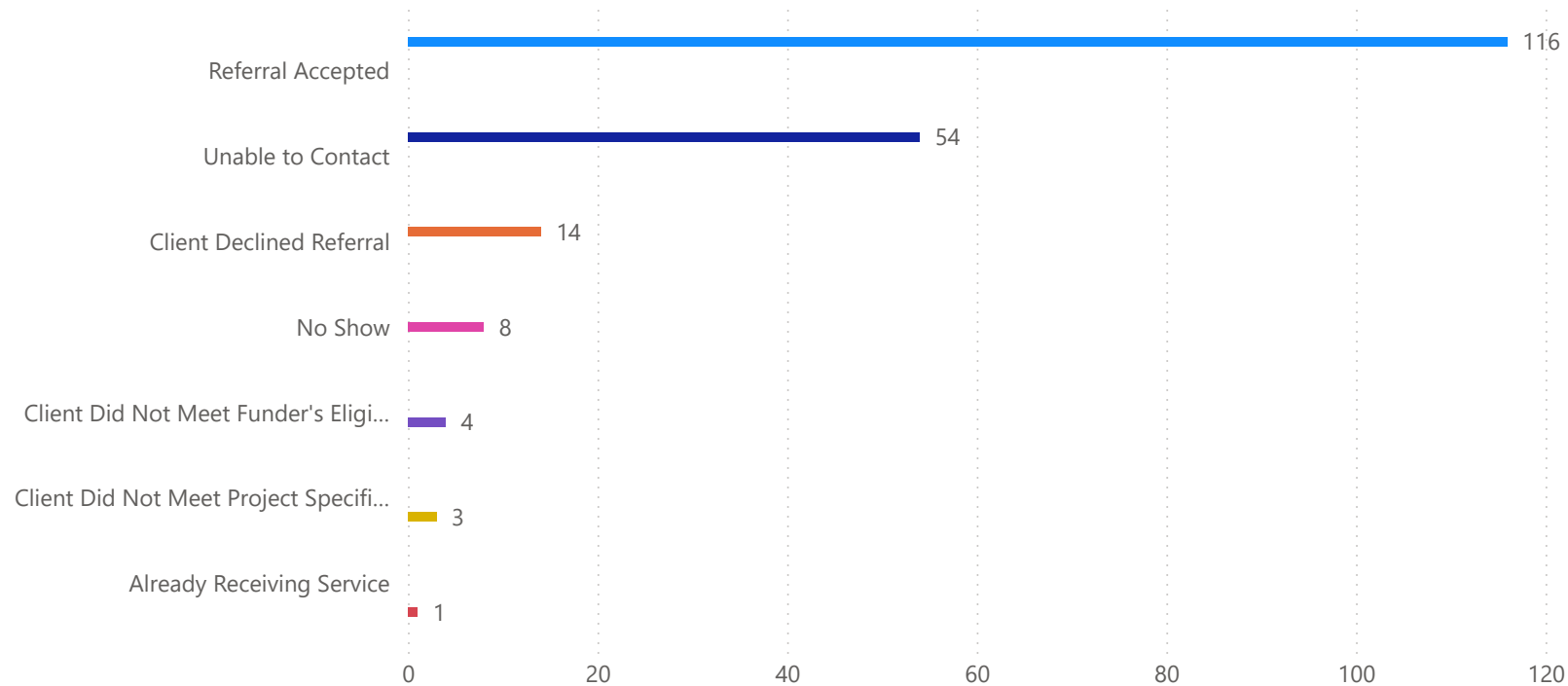
865

Average Length of time from
Assessment to Acceptance (Days)

10

Min: 30 Days

Referral Results




% of referrals with a successful outcome

(Local Measure)

● No ● Yes

50% Minimum





Homeless Family Coordinated Assessment

Number of Households Served

Projected Number: 377

334

Average Length of time from
Assessment to Acceptance (Days)

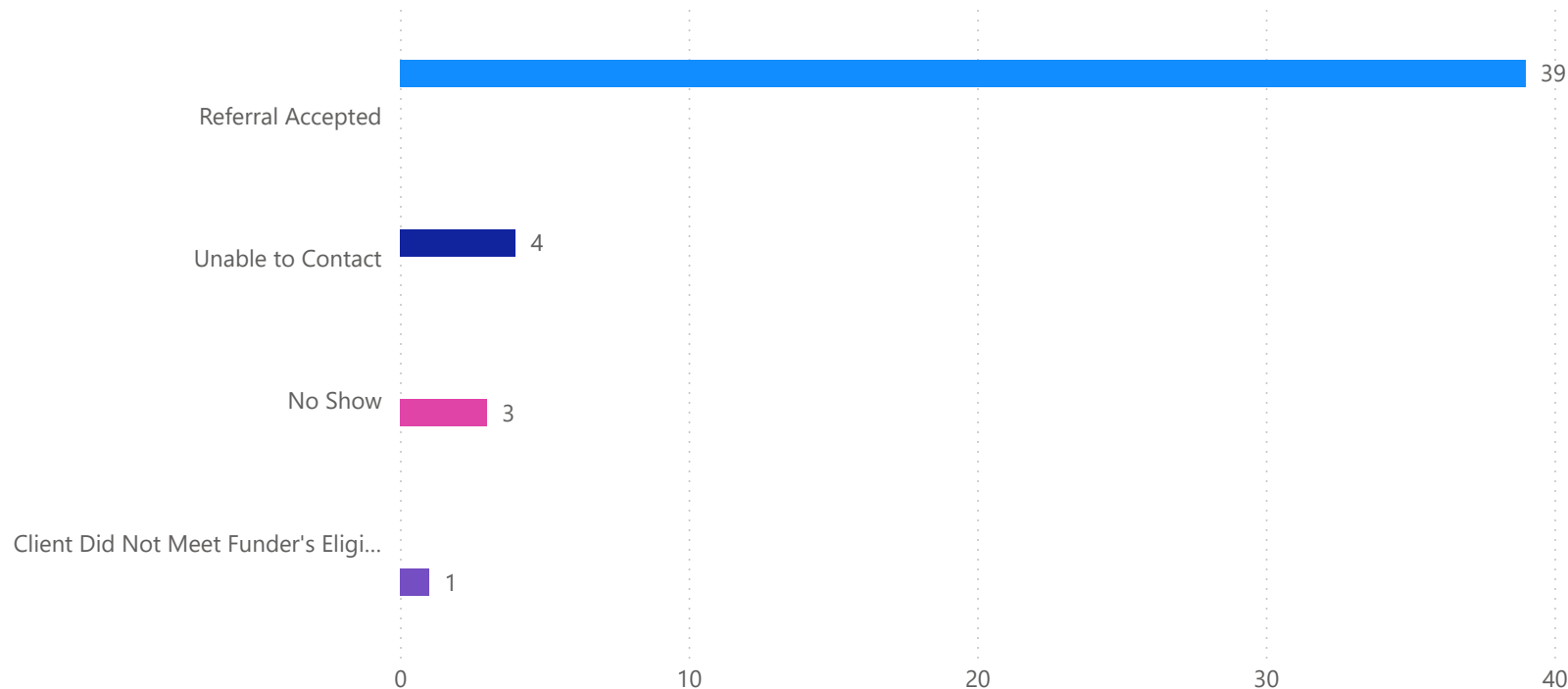
11

Min: 30 Days

HMIS Name: CC--CA--HFCA
Reporting Term: 07/01/2024 - 09/30/2024
OPR: 2024-0761
Contract Number of Beds: N/A
HMIS Total Number of Beds: N/A
Notes:

Grants:
City of Spokane: Homeless Housing Assistance Act (HHAA)
HUD: Continuum of Care (CoC) - Supportive Services Only (SSO)

Referral Results

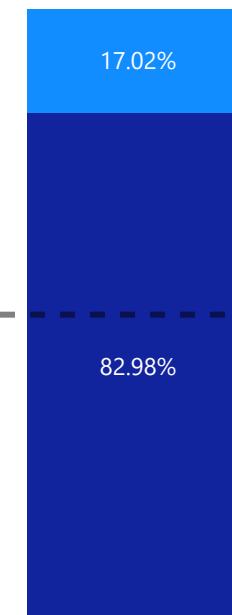


% of referrals with a successful outcome

(Local Measure)

● No ● Yes

50% Minimum





Singles Coordinated Assessment

HMIS Name: SNAP--CE--Singles
Reporting Term: 07/01/2024 - 09/30/2024
OPR: 2024-0704
Contract Number of Beds: N/A
HMIS Total Number of Beds: N/A
Notes:

Grants:
City of Spokane: Homeless Housing Assistance Act (HHAA)

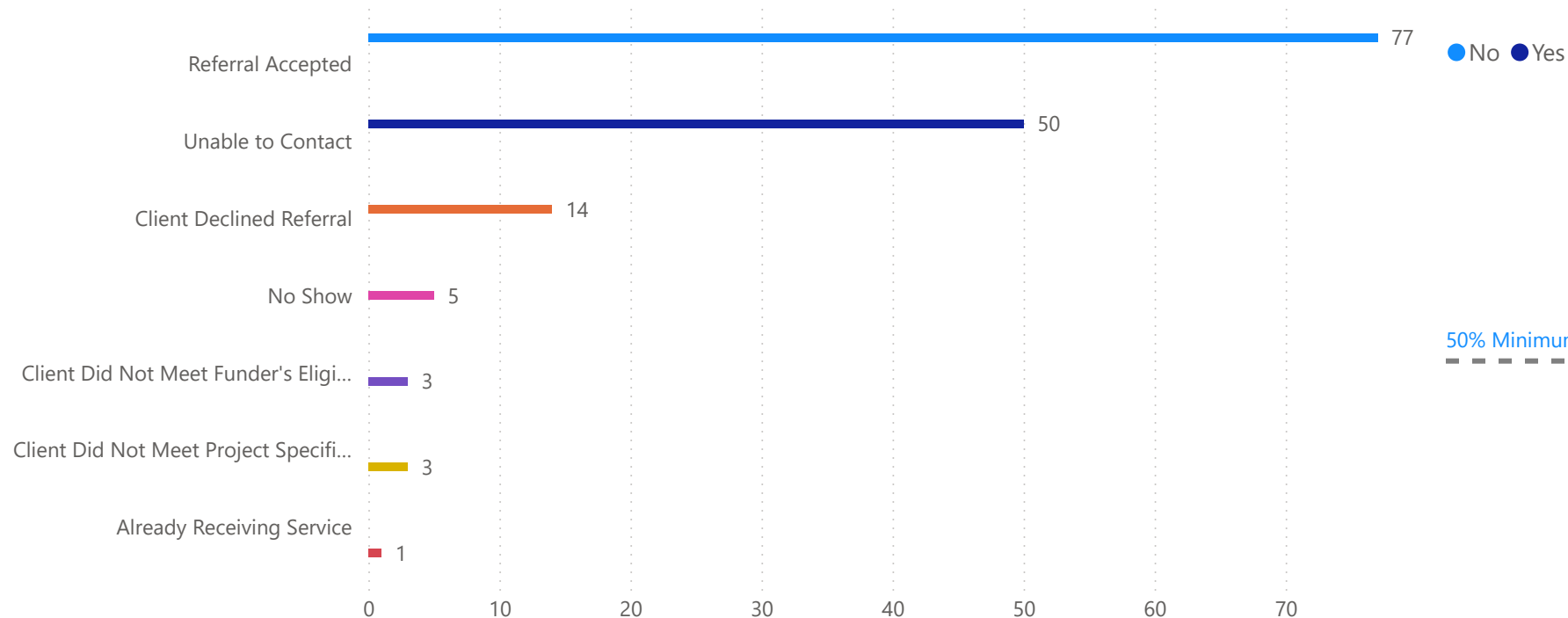
531

Average Length of time from
Assessment to Acceptance (Days)

9

Min: 30 Days

Referral Results




% of referrals with a successful outcome

(Local Measure)

● No ● Yes

50% Minimum





Singles Coordinated Assessment

HMIS Name: SNAP--CE--Singles
Reporting Term: 07/01/2024 - 09/30/2024
OPR: 2024-0704
Contract Number of Beds: N/A
HMIS Total Number of Beds: N/A
Notes:

Grants:
City of Spokane: Homeless Housing Assistance Act (HHAA)

Narrative regarding the SNAP Reports for Reporting Period: July 1, 2024 - September 30, 2024

Grant OPR-2024-0704 (Coordinated Assessment):

"The wrong column in the HHOS scope of work adjustment form was used, we were using the adjustment column for the difference between the original proposal and the new proposal so some of the outcomes were extremely low (SHCA - Single Homeless Coordinated Assessment) or extremely high (the other 3 - Singles Diversions, Rapid Rehousing, and Street Outreach). This will be addressed in the amendments."

-- Dawn Sellers, Homeless Services Manager



Overview

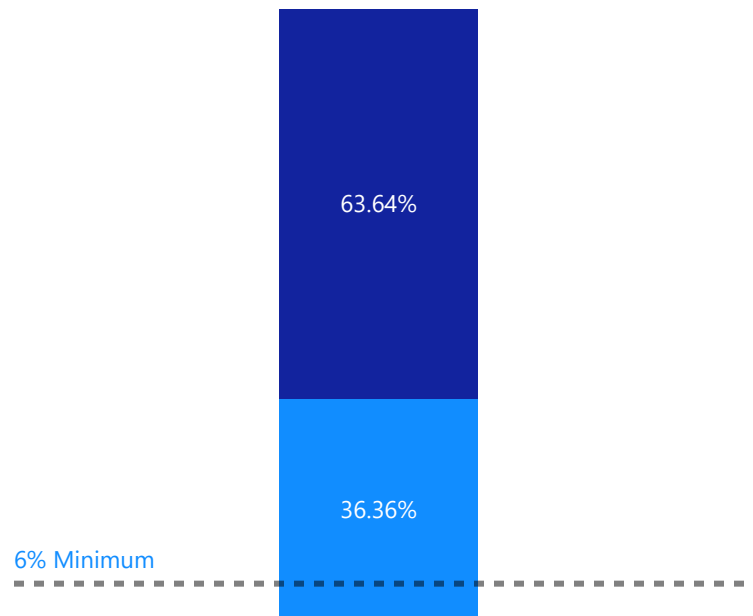
141

HMIS Name: All HHOS Funded Homeless Prevention Projects
Reporting Term: 07/01/2024 - 09/30/2024

Returns to Homelessness

(SPM Metric 2b)

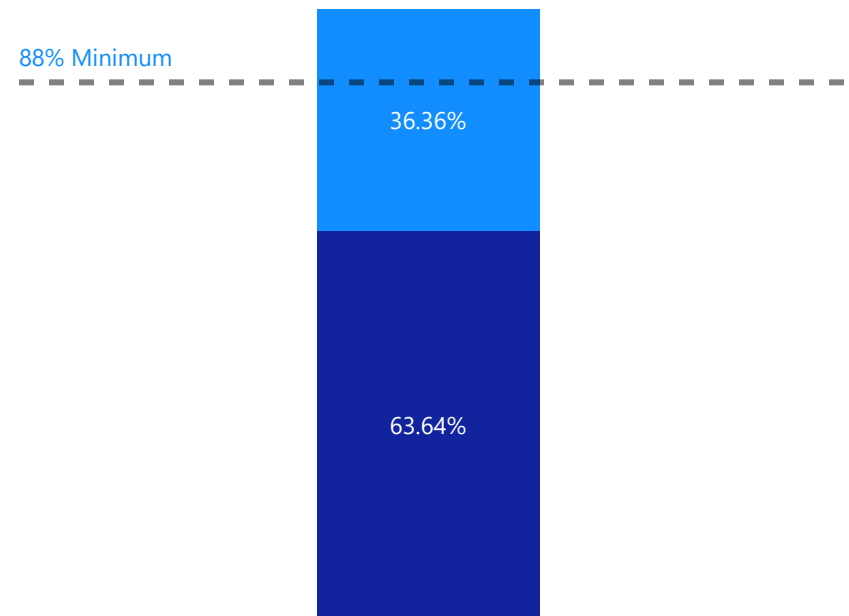
● No ● Yes



Exits to Permanent Housing

(SPM Metric 7a.1)

● No ● Yes





HEN FCS Bridge

6

HMIS Name: GI--HP--HEN FCS Bridge
Reporting Term: 07/01/2024 - 09/30/2024
OPR: 2024-0758
Contract Number of Beds: N/A
HMIS Total Number of Beds: N/A
Notes:

Grants:
Commerce: System Demonstrations Grant (SDG) - Housing Essential Needs (HEN) Foundational Community Supports (FCS)
Bridge

Returns to Homelessness

(SPM Metric 2b)

Exits to Permanent Housing

(SPM Metric 7a.1)

88% Minimum

None of the Clients have Exited at time of the report, and these metrics only apply to clients that have exited the program.

6% Minimum



HEN FCS Bridge

HMIS Name: GI--HP--HEN FCS Bridge
Reporting Term: 07/01/2024 - 09/30/2024
OPR: 2024-0758
Contract Number of Beds: N/A
HMIS Total Number of Beds: N/A
Notes:

Grants:
Commerce: System Demonstrations Grant (SDG) - Housing Essential Needs (HEN) Foundational Community Supports (FCS)
Bridge

Narrative regarding the Goodwill Reports for Reporting Period: July 1, 2024 - September 30, 2024

Grant OPR-2024-0758 (Homeless Prevention):

"We have faced some challenges with enrollment timelines due to the FCS pause, which has affected the speed of approval for new participants in the FCS program. Although the pause has been lifted, approvals still lagging in processing time.

In terms of our budget, we can currently support rent payments for about 7-8 participants per month. Due to contract-related billing delays, we're maintaining a conservative approach until we have a precise understanding of our expenditures. Once billing is updated and we have an accurate budget status, we'll be able to increase enrollments as needed. We currently have two additional participants pending transfer to the HEN FCS Bridge program for November/December as well."

-- Halie Akre, General Manager - Homeless Transition



HEN

135

HMIS Name: GI--HP--HEN

Reporting Term: 07/01/2024 - 09/30/2024

OPR: 2024-0759

Contract Number of Beds: N/A

HMIS Total Number of Beds: N/A

Notes:

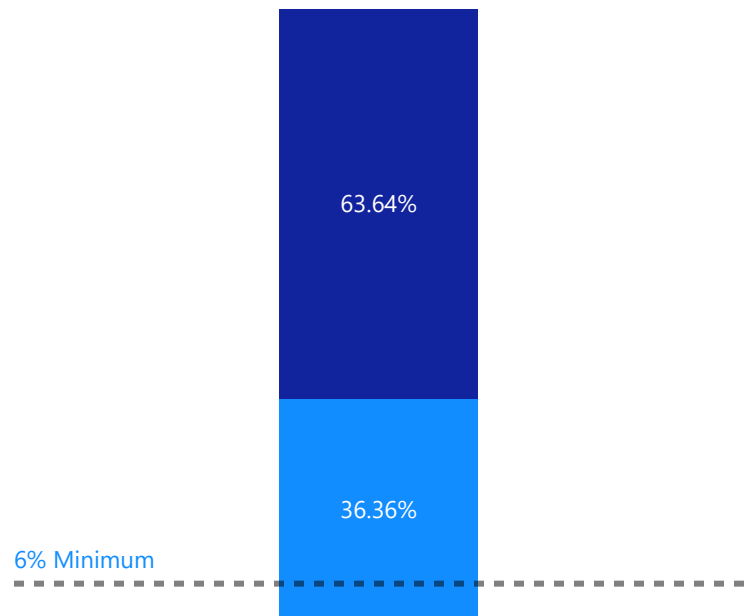
Grants:

Commerce: System Demonstrations Grant (SDG) - Housing Essential Needs (HEN)

Returns to Homelessness

(SPM Metric 2b)

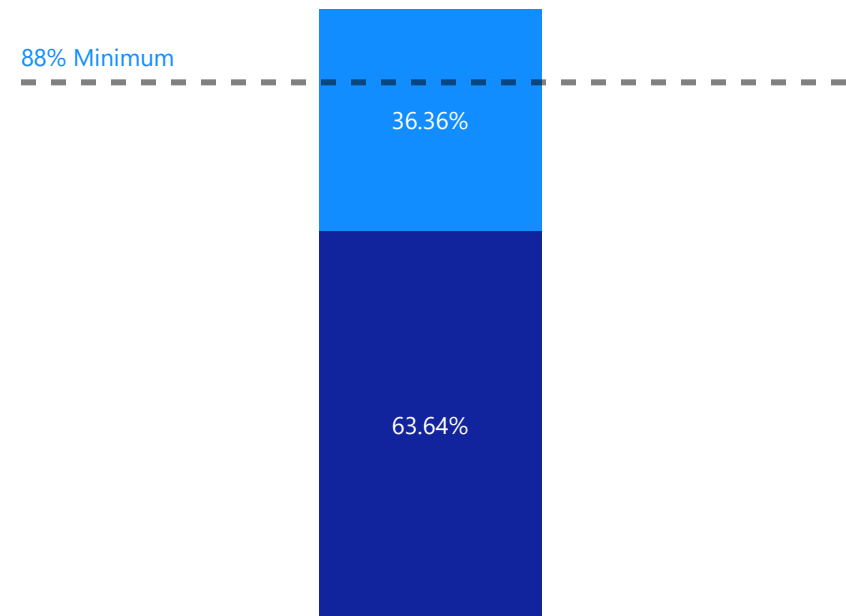
● No ● Yes



Exits to Permanent Housing

(SPM Metric 7a.1)

● No ● Yes





Esperanza

0

HMIS Name: NRCC--HP--Esperanza--HSG

Reporting Term: 07/01/2024 - 09/30/2024

OPR: 2024-0774

Contract Number of Beds: N/A

HMIS Total Number of Beds: N/A

Notes:

Grants:

City of Spokane: Human Services Grant (HSG)

Returns to Homelessness

(SPM Metric 2b)

Exits to Permanent Housing

(SPM Metric 7a.1)

88% Minimum

There were no Clients enrolled in the project at time of the report, and these metrics only apply to clients that have exited the program.

6% Minimum



Overview

HMIS Name: All HHOS Funded Street Outreach (SO) Projects
Reporting Term: 07/01/2024 - 09/30/2024

Average Length of Time to Date of Engagement (Days)

3

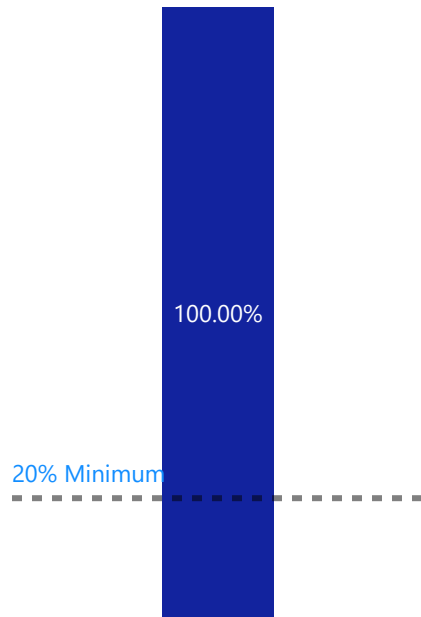
Min: 60 Days

Number of Individuals Served

42

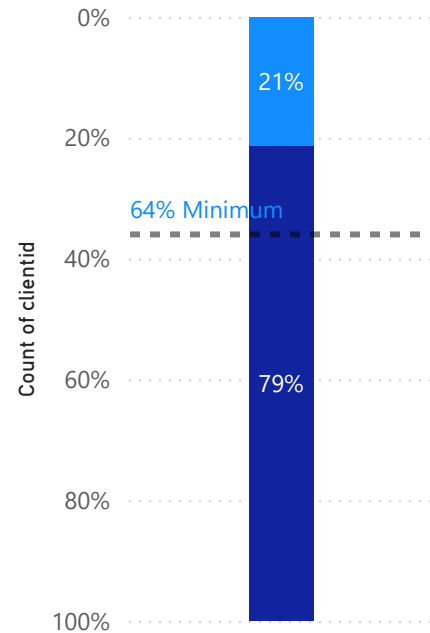
Returns to Homelessness (SPM Metric 2b)

● Yes



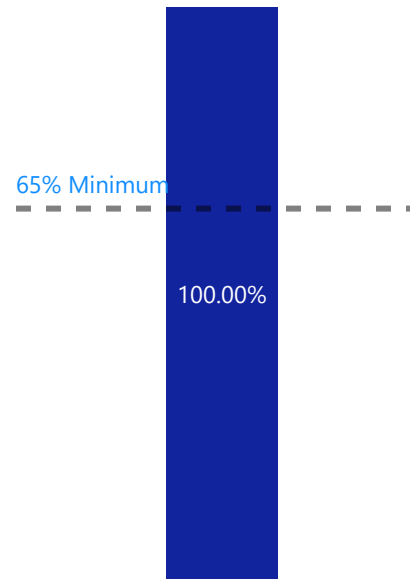
Service those with the Long Lengths of Homelessness

● No ● Yes



Successful Exits from Street Outreach (SPM Metric 7a.1)

● Permanent Housing Situation



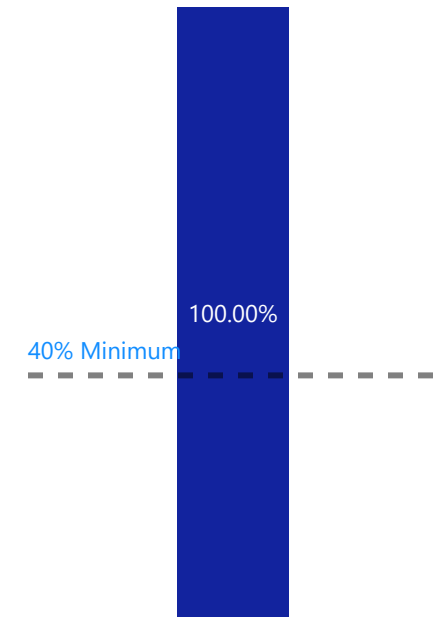
Exits to Temporary or Institutional Settings (SPM Metric 7a.1)

25% Minimum

This metric only applies to clients that have exited to an Institutional Setting, none of the clients were exited to that destination at the time of report.

Exits to Permanent Housing (SPM Metric 7a.1)

● Permanent Housing Situation





SNAP - Street Outreach

Average Length of Time to Date of Engagement (Days)

0

Min: 60 Days

Number of Individuals Served

Projected Number: 22

1

HMIS Name: SNAP--SO--HSG
Reporting Term: 07/01/2024 - 09/30/2024
OPR: 2024-0777
Contract Number of Beds: N/A
HMIS Total Number of Beds: N/A
Notes:

Grants:
City of Spokane: Human Services Grant (HSG)

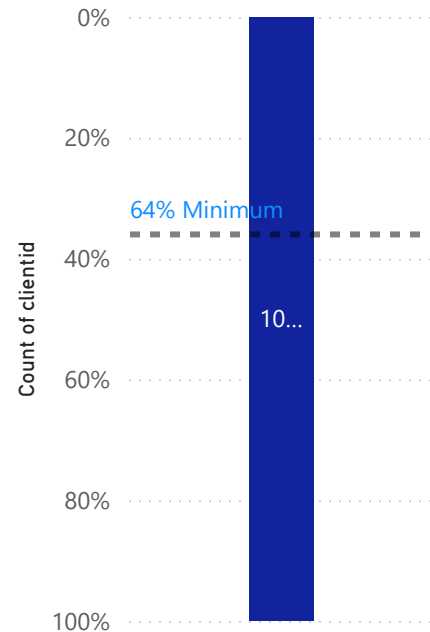
Returns to Homelessness (SPM Metric 2b)

20% Minimum

Only one client was enrolled at time of the report. This metric only applies to clients that have exited and have not returned to homeless within 2 years.

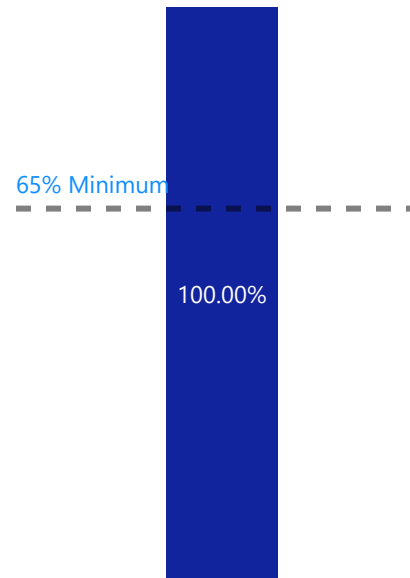
Service those with the Long Lengths of Homelessness

● Yes



Successful Exits from Street Outreach (SPM Metric 7a.1)

● Permanent Housing Situation



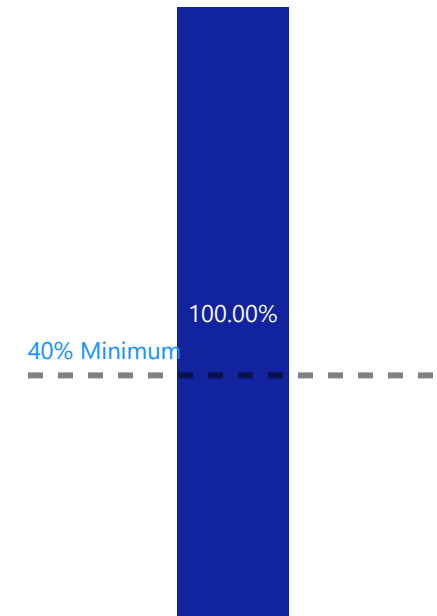
Exits to Temporary or Institutional Settings (SPM Metric 7a.1)

25% Minimum

Only one client was enrolled at time of the report. This metric only applies to clients that have exited to an Institutional Setting

Exits to Permanent Housing (SPM Metric 7a.1)

● Permanent Housing Situation





The Salvation Army - Street Outreach

HMIS Name: TSA--SO--SDG
Reporting Term: 07/01/2024 - 09/30/2024
OPR: 2024-0784
Contract Number of Beds: N/A
HMIS Total Number of Beds: N/A
Notes:

Grants:
Commerce: System Demonstrations Grant (SDG)

4

Min: 60 Days

Number of Individuals Served

Projected Number: 25

41

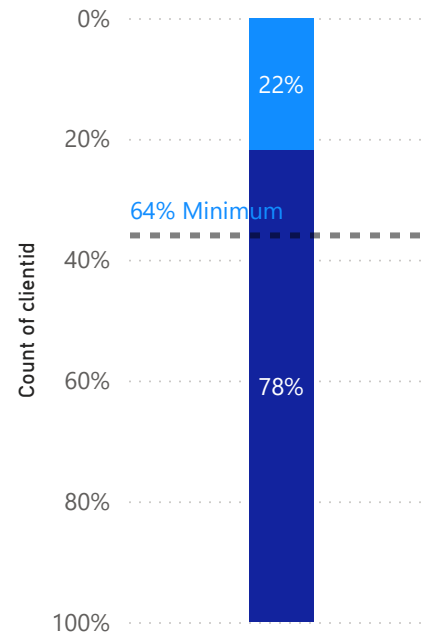
Returns to Homelessness (SPM Metric 2b)

20% Minimum

None of the Clients have Exited at time of the report, and these metrics only apply to clients that have exited the program.

Service those with the Long Lengths of Homelessness

● No ● Yes



Successful Exits from Street Outreach (SPM Metric 7a.1)

65% Minimum

Exits to Temporary or Institutional Settings (SPM Metric 7a.1)

25% Minimum

Exits to Permanent Housing (SPM Metric 7a.1)

40% Minimum

None of the Clients have Exited at time of the report, and these metrics only apply to clients that have exited the program.



Overview

HMIS Name: All HHOS Funded Emergency Shelter (Night-by-Night)
Reporting Term: 07/01/2024 - 09/30/2024

Number of Individuals Served

528

Length of Time Homeless in ES (Days)

(SPM Metric 1a.1)

105.7

Min: 90 Days

Average Length of Time to Date of Engagement (Days)

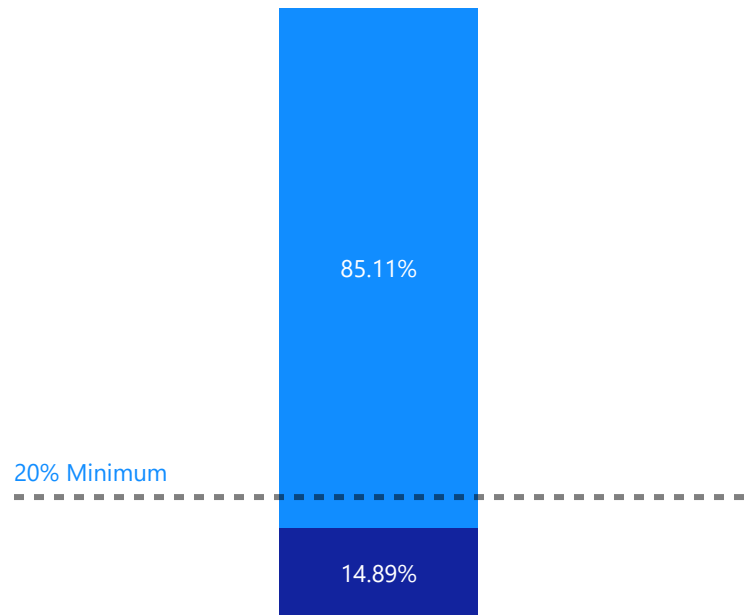
33

Min: 30 Days

Returns to Homelessness

(SPM Metric 2b)

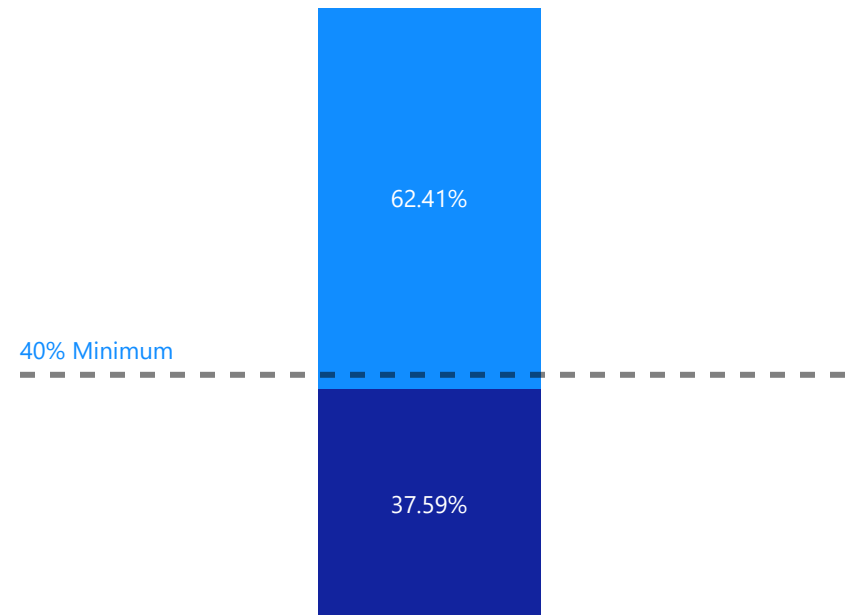
● No ● Yes



Exits to Permanent Housing

(SPM Metric 7b.1)

● No ● Yes





House Of Charity Shelter

196

163.3

Min: 90 Days

HMIS Name: CC--ES--HOC Shelter
Reporting Term: 07/01/2024 - 09/30/2024
OPR: 2024-0696 and 2024-0753
Contract Number of Beds: 6 and 11
HMIS Total Number of Beds: 135
Notes:

Grants:
City of Spokane: Human Services Grant (HSG)
HUD: Emergency Services Grant (ESG) - Emergency Shelter (ES)

Average Length of Time to Date of Engagement (Days)

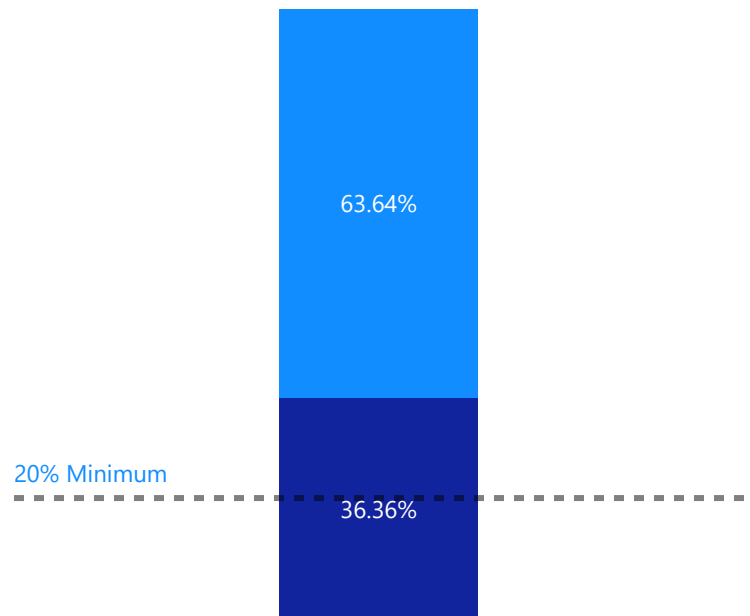
3

Min: 30 Days

Returns to Homelessness

(SPM Metric 2b)

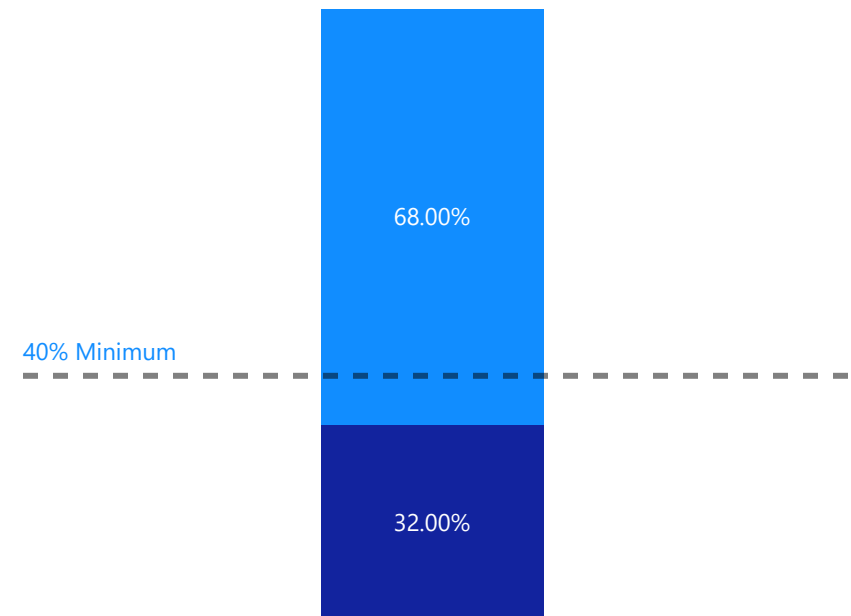
● No ● Yes



Exits to Permanent Housing

(SPM Metric 7b.1)

● No ● Yes





House Of Charity Shelter

HMIS Name: CC--ES--HOC Shelter
Reporting Term: 07/01/2024 - 09/30/2024
OPR: 2024-0696 and 2024-0753
Contract Number of Beds: 6 and 11
HMIS Total Number of Beds: 135
Notes:

Grants:
City of Spokane: Human Services Grant (HSG)
HUD: Emergency Services Grant (ESG) - Emergency Shelter (ES)

Narrative regarding the Catholic Charities Grant Reports for Reporting Period: July 1, 2024 - September 30, 2024

Grant OPR-2024-0696 and 2024-0753 (Emergency Shelter (Night-by-Night)):

"As of July 1, 2024, our system offers a total of 75 beds, in contrast to the 135 beds currently reflected in the records. Of these 75 beds, only 17 are funded through our ESG and HSG contracts, creating substantial financial constraints that limit our ability to provide the enhanced support services required to meet HUD guidelines as outlined in the five-year plan. This funding gap poses significant challenges in delivering the level of care necessary for our clients. Additionally, as a shelter, we have limited influence on the rates of returns to homelessness. Due to current funding structures, we are unable to extend ongoing support for individuals once they have been housed, which we recognize as a critical element for maintaining long-term stability."

-- Dena Carr, Director



Open Doors Shelter

128

43.2

Min: 90 Days

HMIS Name: FPS--ES--Open Doors--HSG
Reporting Term: 07/01/2024 - 09/30/2024
OPR: 2024-0757
Contract Number of Beds: 34
HMIS Total Number of Beds: 34
Notes:

Grants:
City of Spokane: Human Services Grant (HSG)

Average Length of Time to Date of
Engagement (Days)

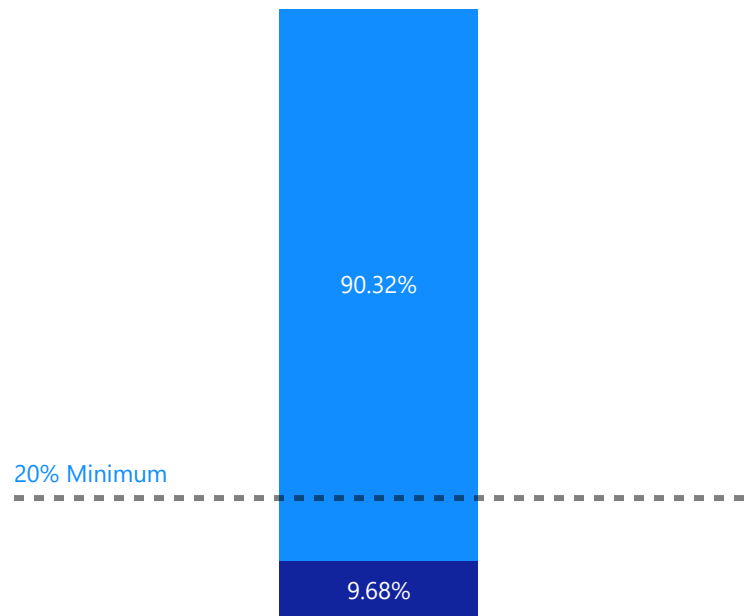
4

Min: 30 Days

Returns to Homelessness

(SPM Metric 2b)

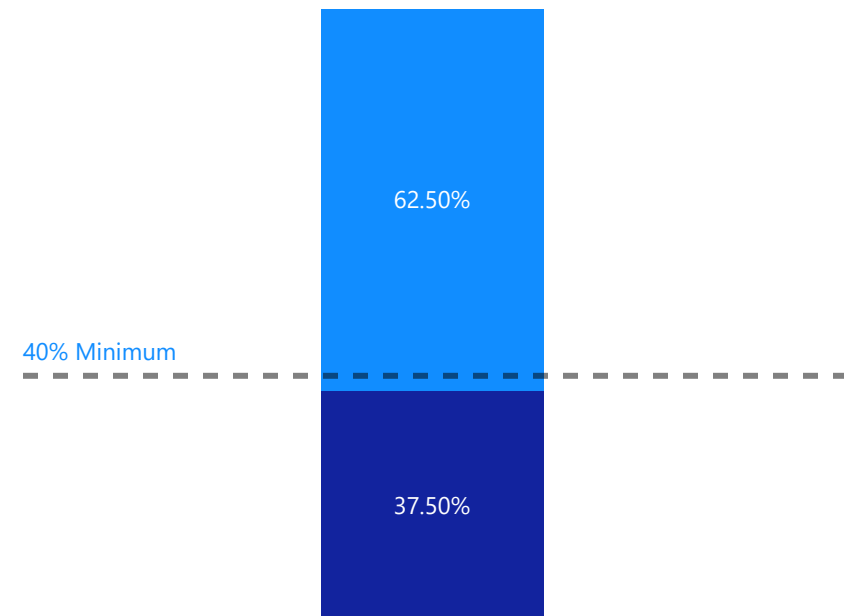
● No ● Yes



Exits to Permanent Housing

(SPM Metric 7b.1)

● No ● Yes





Open Doors Shelter

HMIS Name: FPS--ES--Open Doors--HSG
Reporting Term: 07/01/2024 - 09/30/2024
OPR: 2024-0757
Contract Number of Beds: 34
HMIS Total Number of Beds: 34
Notes:

Grants:
City of Spokane: Human Services Grant (HSG)

Narrative regarding the Family Promise of Spokane Grant Reports for Reporting Period: July 1, 2024 - September 30, 2024

Emergency Shelter Grant 2024-0757 (HSG Emergency Shelter Grant):

"Most metrics presented are accurate, though the number of individuals reported as served is overcounted by approximately 45. The actual total served should be 128 minus 45 individuals. This discrepancy occurred because Family Promise of Spokane was operating an additional 22 beds intended to be contracted by the county. However, the county emergency shelter grant was not executed until August 13, and the project was not created in CMIS until sometime afterward. During this period, Family Promise still needed to meet requirements for entering service data into CMIS, so these individuals were temporarily entered under the only available project, the HSG grant. Family Promise is pleased to report that family information and service details remain accurate in CMIS; only grant assignments are being adjusted. The correction process has been delayed as two primary staff members responsible for entry and corrections experienced family emergencies toward the end of the reporting period. Corrections are now underway, and we expect all data to be fully aligned with the correct grants by the end of the first week of November."

-- Chris Harbert-Erceg, Director of Research and Development



Hope House Shelter

204

91.2

Min: 90 Days

HMIS Name: VOA--ES--Hope House Shelter

Reporting Term: 07/01/2024 - 09/30/2024

OPR: 2024-0771

Contract Number of Beds: 80

HMIS Total Number of Beds: 80

Notes:

Grants:

HUD: Emergency Solutions Grant (ESG) - Emergency Shelters (ES)

City of Spokane: Homeless Housing Assistance Act (HHAA)

Average Length of Time to Date of Engagement (Days)

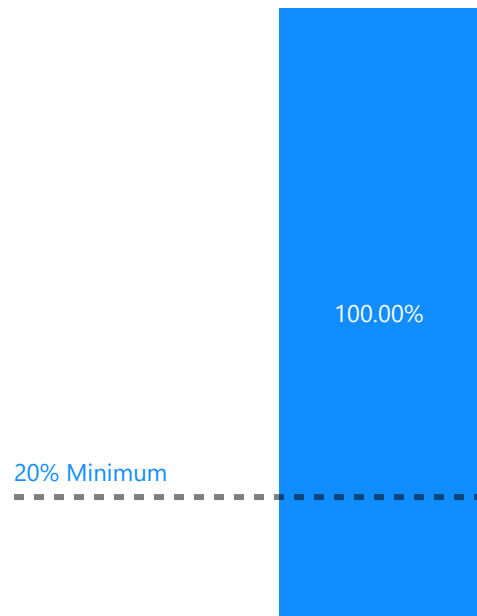
15

Min: 30 Days

Returns to Homelessness

(SPM Metric 2b)

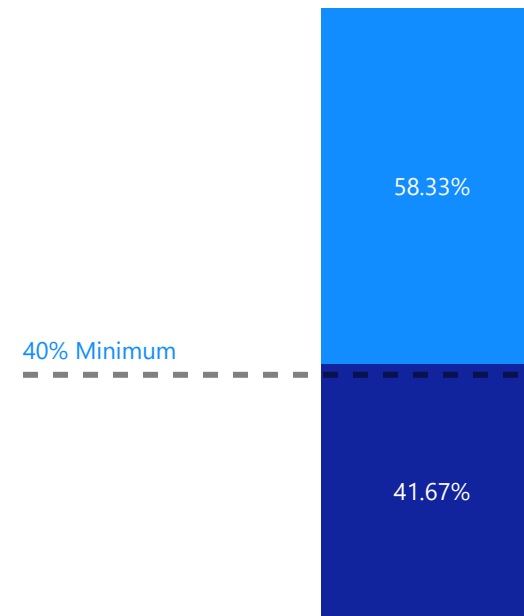
● No



Exits to Permanent Housing

(SPM Metric 7b.1)

● No ● Yes





Overview

Number of Individuals Served

208

Length of Time Homeless in ES (Days)

(SPM Metric 1a.1)

76.7

Min: 90 Days

Average Rate of Utilization

(Local Measure)

62%

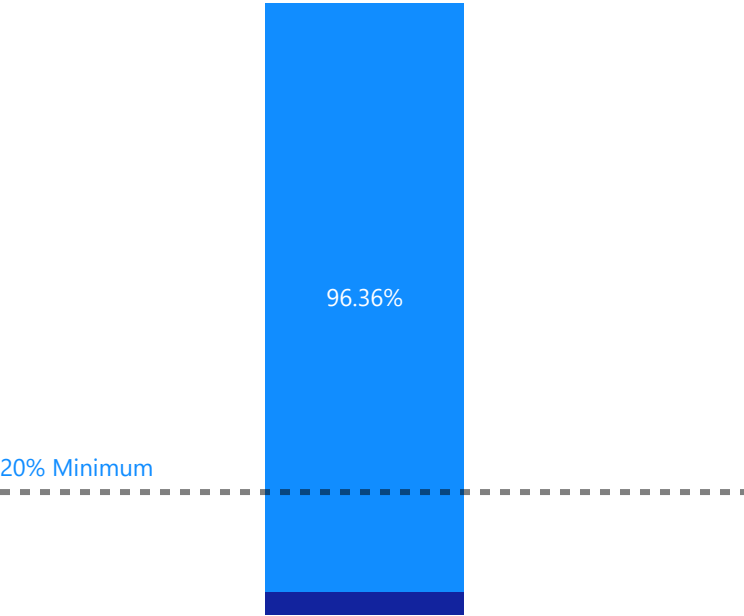
Min: 85%

HMIS Name: All HHOS Funded Emergency Shelter (Continuous Stay)
Reporting Term: 07/01/2024 - 09/30/2024

Returns to Homelessness

(SPM Metric 2b)

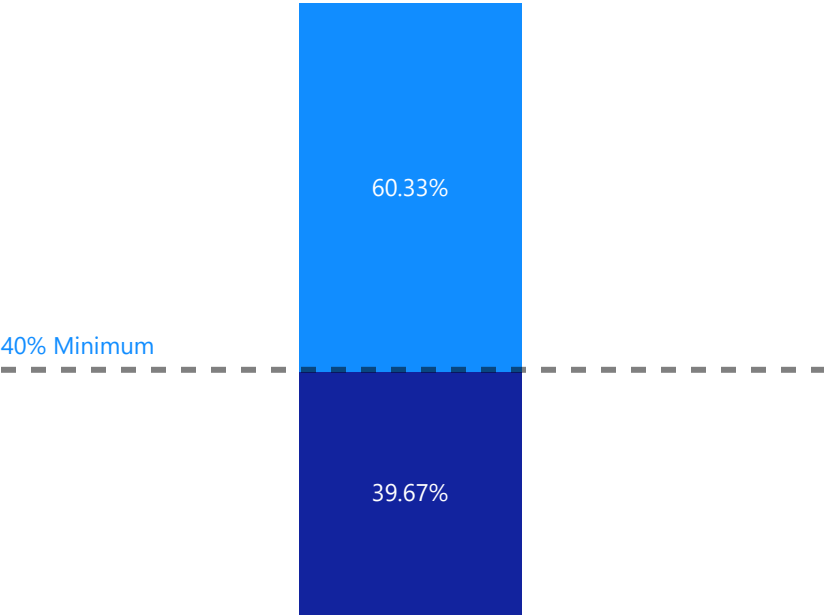
No Yes



Exits to Permanent Housing

(SPM Metric 7b.1)

No Yes





The Way Out Shelter

Number of Individuals Served

Projected Number: 72

75

Length of Time Homeless in ES (Days)

(SPM Metric 1a.1)

30

Min: 90 Days

Average Rate of Utilization

(Local Measure)

96%

Min: 85%

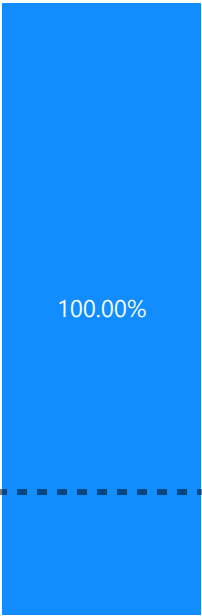
HMIS Name: TSA--ES--The Way Out Center
Reporting Term: 07/01/2024 - 09/30/2024
OPR:
Contract Number of Beds: 6 and 11
HMIS Total Number of Beds: 30
Notes:

Grants:
City of Spokane: Homeless Housing Assistance Act (HHAA)
Spokane County: Homeless Housing Assistance Act (HHAA)

Returns to Homelessness

(SPM Metric 2b)

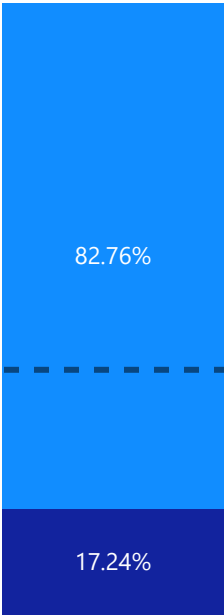
No



Exits to Permanent Housing

(SPM Metric 7b.1)

No Yes





Crosswalk Youth Shelter

Number of Individuals Served

Projected Number: 52

45

Length of Time Homeless in ES (Days)

(SPM Metric 1a.1)

162

Min: 90 Days

HMIS Name: VOA--ES--Crosswalk Youth Shelter
Reporting Term: 07/01/2024 - 09/30/2024
OPR: 2024-0770
Contract Number of Beds: 18
HMIS Total Number of Beds: 18
Notes:

Grants:
City of Spokane: Homeless Housing Assistance Act (HHAA)
Department of Health and Human Services (HHS): Runaway and Homeless Youth (RHY) - Basic Center Program

Average Rate of Utilization

(Local Measure)

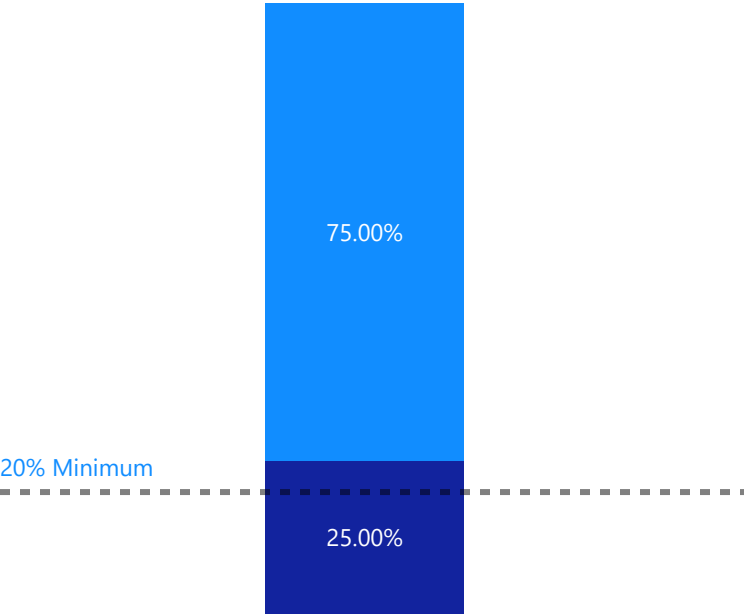
61%

Min: 85%

Returns to Homelessness

(SPM Metric 2b)

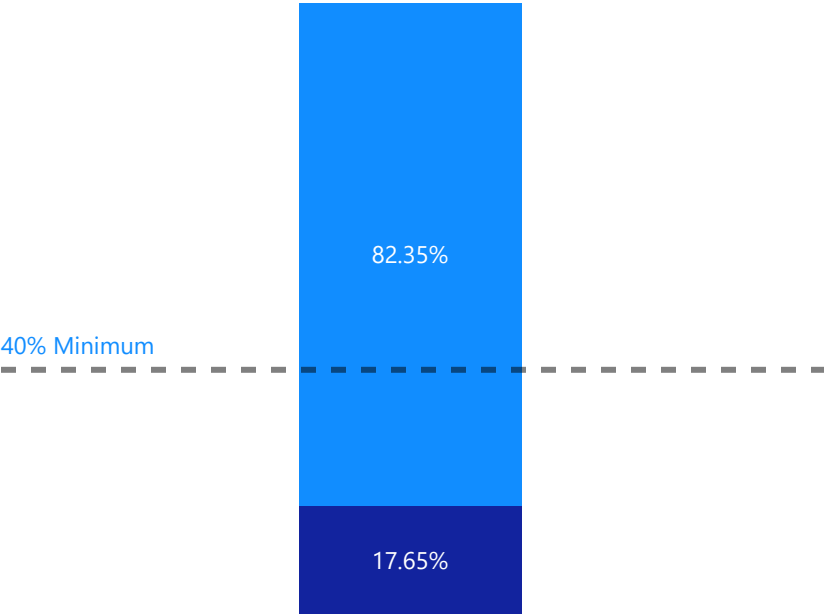
No Yes



Exits to Permanent Housing

(SPM Metric 7b.1)

No Yes





DV Shelter

Number of Individuals Served

Projected Number: 24

88

Length of Time Homeless in ES (Days)

(SPM Metric 1a.1)

51

Min: 90 Days

HMIS Name: YWCA--ES--DV Shelter
Reporting Term: 07/01/2024 - 09/30/2024
OPR: 2024-0778
Contract Number of Beds: 72
HMIS Total Number of Beds: 21
Notes:

Grants:
Department of Commerce: Systems Demonstration Grant (SDG)

Average Rate of Utilization

(Local Measure)

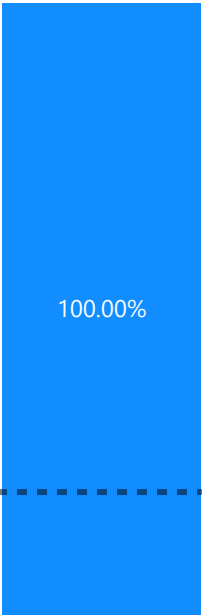
29%

Min: 85%

Returns to Homelessness

(SPM Metric 2b)

No

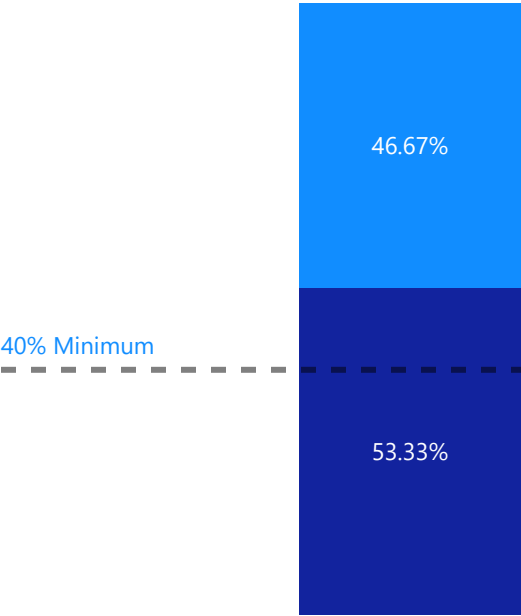


20% Minimum

Exits to Permanent Housing

(SPM Metric 7b.1)

No Yes



40% Minimum



Overview

Number of Households Served

205

Number of Households Served Moved into Housing

139

HMIS Name: All Rapid Rehousing (RRH) Projects
Reporting Term: 07/01/2024 - 09/30/2024

Avg. # of Days from Enrollment to PH
(Custom Metric)

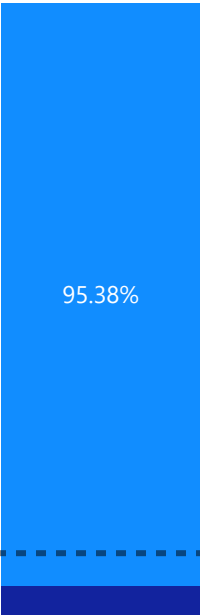
68.2

Min: 30 Days

Returns to Homelessness

(SPM Metric 2b)

No Yes

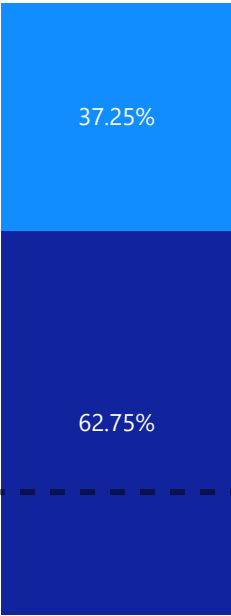


10% Minimum

Employment and Income Growth

(SPM Metric 4.6)

No Yes

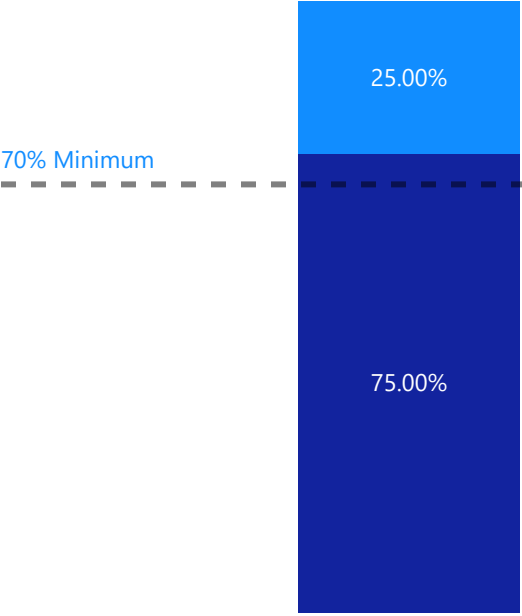


20% Minimum

Exits to Permanent Housing

(SPM Metric 7b.1)

No Yes



70% Minimum



Families Rapid Rehousing (ESG)

Number of Households Served

Projected Number: 3

9

Number of Households Served Moved

into Housing

5

Avg. # of Days from Enrollment to PH

(Custom Metric)

25.2

Min: 30 Days

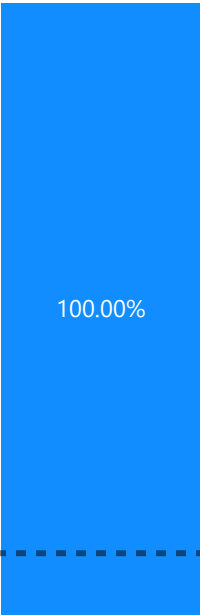
HMIS Name: CC--RRH--Families--City ESG
Reporting Term: 07/01/2024 - 09/30/2024
OPR: 2024-0694
Contract Number of Beds: 42
HMIS Total Number of Beds: 5
Notes:

Grants:
HUD: Emergency Solutions Grant (ESG) - Rapid Rehousing (RRH)

Returns to Homelessness

(SPM Metric 2b)


No



Employment and Income Growth

(SPM Metric 4.6)

No Yes

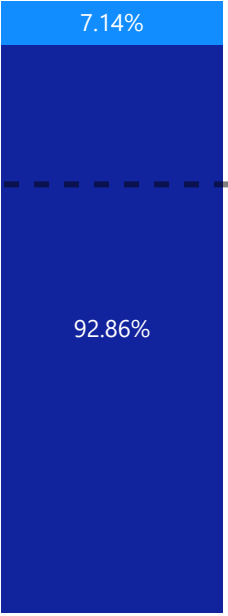


Exits to Permanent Housing

(SPM Metric 7b.1)

No Yes

70% Minimum





Families Rapid Rehousing (HSG)

Number of Households Served

Projected Number: 6

19

Number of Households Served Moved

into Housing

10

HMIS Name: CC--RRH--Families--City HSG (Formerly CHG)

Reporting Term: 07/01/2024 - 09/30/2024

OPR: 2024-0714

Contract Number of Beds: 75

HMIS Total Number of Beds: 22

Notes:

Grants:

City of Spokane: Human Services Grant (HSG)

Avg. # of Days from Enrollment to PH

(Custom Metric)

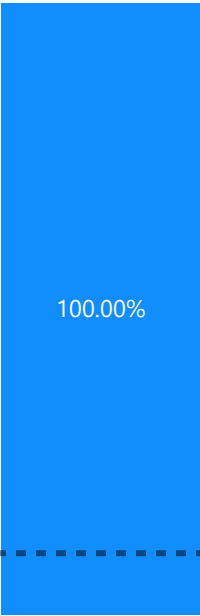
41.1

Min: 30 Days

Returns to Homelessness

(SPM Metric 2b)

No

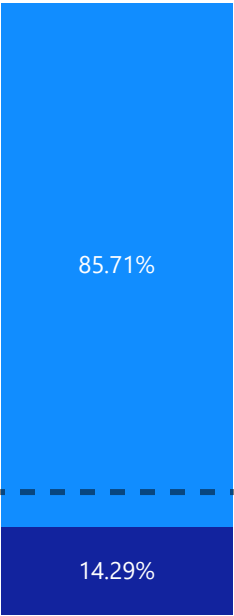


10% Minimum

Employment and Income Growth

(SPM Metric 4.6)

No Yes

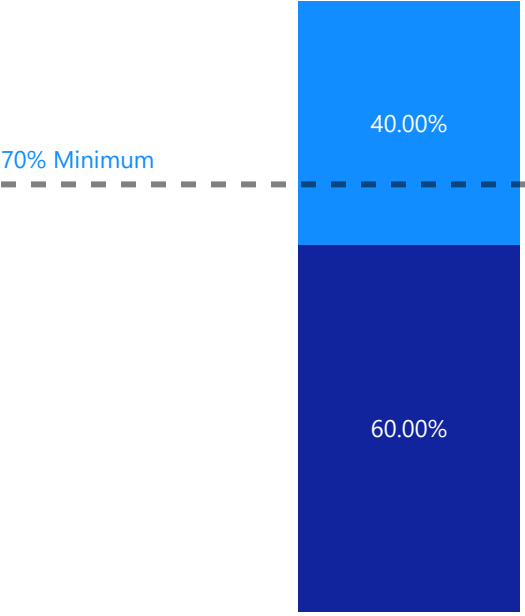


20% Minimum

Exits to Permanent Housing

(SPM Metric 7b.1)

No Yes



70% Minimum



Singles Shelter

Number of Households Served

Projected Number: 8

9

Number of Households Served Moved into Housing

7

HMIS Name: SNAP--RRH--Singles City CHG/HSG
Reporting Term: 07/01/2024 - 09/30/2024
OPR: 2024-0762
Contract Number of Beds: N/A
HMIS Total Number of Beds: 4
Notes:

Grants:
City of Spokane: Human Services Grant (HSG)

Avg. # of Days from Enrollment to PH
(Custom Metric)

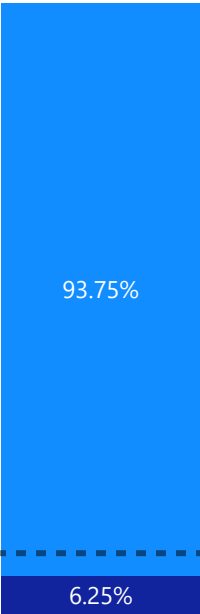
52.7

Min: 30 Days

Returns to Homelessness

(SPM Metric 2b)

No Yes




10% Minimum

Employment and Income Growth

(SPM Metric 4.6)

No Yes

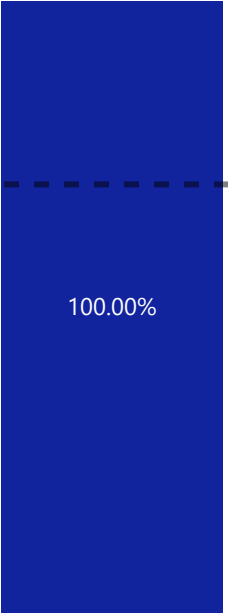


20% Minimum

Exits to Permanent Housing

(SPM Metric 7b.1)

Yes



70% Minimum



Goodwill HEN

Number of Households Served

Projected Number: 125

167

Number of Households Served Moved

into Housing

117

HMIS Name: GI--RRH--HEN
Reporting Term: 07/01/2024 - 09/30/2024
OPR: 2024-0759
Contract Number of Beds: N/A
HMIS Total Number of Beds: 132
Notes:

Grants:
Commerce: System Demonstrations Grant (SDG) - Housing Essential
Needs (HEN)

Avg. # of Days from Enrollment to PH

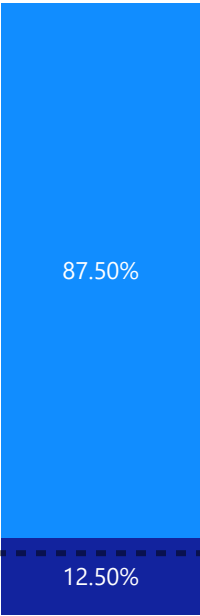
(Custom Metric)

168.4 Min: 30 Days

Returns to Homelessness

(SPM Metric 2b)

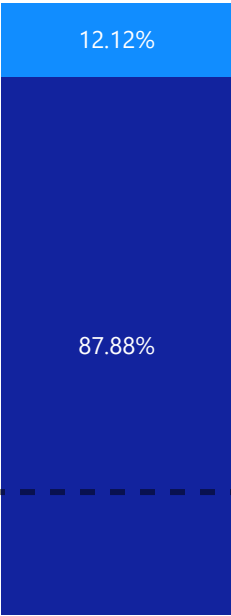
No Yes



Employment and Income Growth

(SPM Metric 4.6)

No Yes

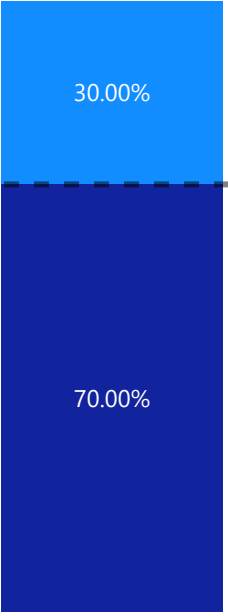


Exits to Permanent Housing

(SPM Metric 7b.1)

No Yes

70% Minimum





Goodwill HEN FCS Bridge

Number of Households Served

Projected Number: 3

1

Number of Households Served Moved

into Housing

0

HMIS Name: GI--RRH--HEN FCS Bridge
Reporting Term: 07/01/2024 - 09/30/2024
OPR: 2024-0758
Contract Number of Beds: N/A
HMIS Total Number of Beds: N/A
Notes:

Grants:
Commerce: System Demonstrations Grant (SDG) - Housing Essential
Needs (HEN) Foundational Community Supports (FCS) Bridge

Avg. # of Days from Enrollment to PH
(Custom Metric)

(Blank) Min: 30 Days

Returns to Homelessness
(SPM Metric 2b)

Employment and Income Growth
(SPM Metric 4.6)

Exits to Permanent Housing
(SPM Metric 7b.1)

20% Minimum

20% Minimum

The single client has not Exited at time of the report, and these metrics only apply to clients that have exited the program.

10% Minimum



Goodwill HEN FCS Bridge

HMIS Name: GI--RRH--HEN FCS Bridge
Reporting Term: 07/01/2024 - 09/30/2024
OPR: 2024-0758
Contract Number of Beds: N/A
HMIS Total Number of Beds: N/A
Notes:

Grants:
Commerce: System Demonstrations Grant (SDG) - Housing Essential Needs (HEN) Foundational Community Supports (FCS)
Bridge

Narrative regarding the Goodwill Reports for Reporting Period: July 1, 2024 - September 30, 2024

Grant OPR-2024-0758 (Rapid Rehousing):

"We have faced some challenges with enrollment timelines due to the FCS pause, which has affected the speed of approval for new participants in the FCS program. Although the pause has been lifted, approvals still lagging in processing time.

In terms of our budget, we can currently support rent payments for about 7-8 participants per month. Due to contract-related billing delays, we're maintaining a conservative approach until we have a precise understanding of our expenditures. Once billing is updated and we have an accurate budget status, we'll be able to increase enrollments as needed. We currently have two additional participants pending transfer to the HEN FCS Bridge program for November/December as well."

-- Halie Akre, General Manager - Homeless Transition



Overview

HMIS Name: All HHOS Funded Permanent Supportive Housing
Reporting Term: 07/01/2024 - 09/30/2024

Number of Households Served

244

Average Rate of Utilization


90.4%

Min: 85%

Returns to Homelessness

(SPM Metric 2b)

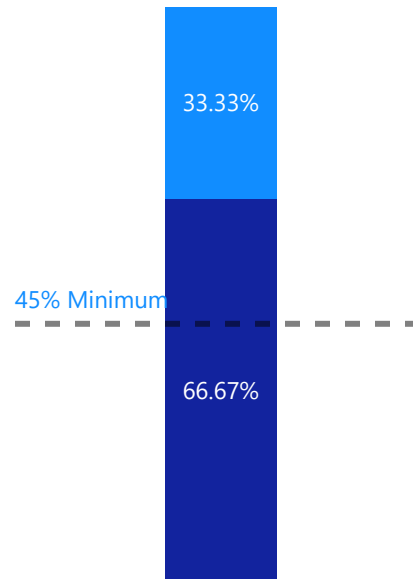
● No



Employment and Income Growth for Leavers

(SPM Metric 4.6)

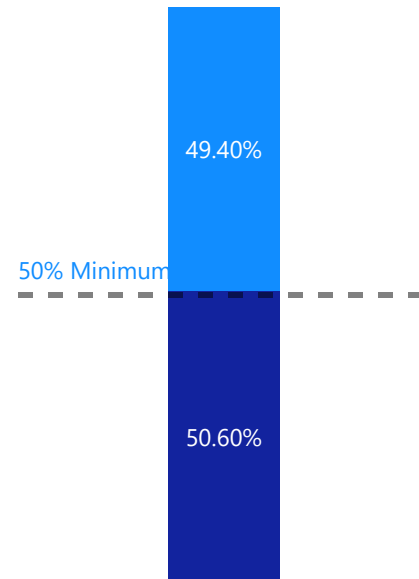
● No ● Yes



Employment and Income Growth for Stayers

(SPM Metric 4.3)

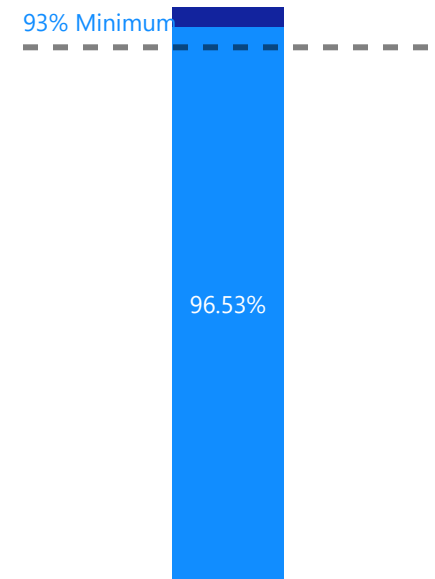
● No ● Yes



Exits to or Retention of Permanent Housing

(SPM Metric 7b.2)

● No ● Yes





ICM SDG

Number of Households Served

Projected Number: 2

53

Average Rate of Utilization

91.7%

Min: 85%

HMIS Name: CC--PSH--ICM--SDG
Reporting Term: 07/01/2024 - 09/30/2024
OPR: 2024-0754
Contract Number of Beds: N/A
HMIS Total Number of Beds: 52
Notes:

Grants:
Department of Commerce: Systems Demonstration Grant (SDG)

Returns to Homelessness

(SPM Metric 2b)

No

100.00%

5% Minimum

Employment and Income Growth for Leavers

(SPM Metric 4.6)

45% Minimum

Employment and Income Growth for Stayers

(SPM Metric 4.3)

50% Minimum

SPM metric 4.3 and 4.6 only apply to clients that have increased their income. None of the clients at the time of report have increased their income.

Exits to or Retention of Permanent Housing

(SPM Metric 7b.2)

No Yes

93% Minimum 7.41%

92.59%



ICM SDG CHF

Number of Households Served

Projected Number: 2

10

Average Rate of Utilization

97.2%


Min: 85%

HMIS Name: CC--PSH--ICM--SDG-PSH CHF
Reporting Term: 07/01/2024 - 09/30/2024
OPR: 2024-0752
Contract Number of Beds: 36
HMIS Total Number of Beds: 36
Notes:

Grants:
Department of Commerce: Systems Demonstration Grant (SDG) -
Permanent Supportive Housing

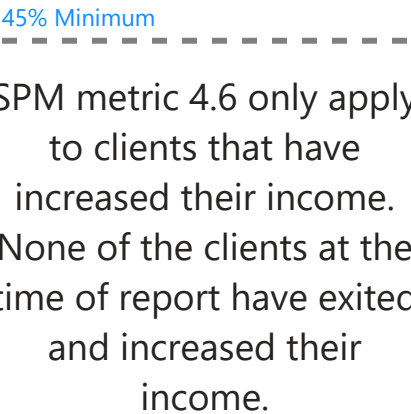
Returns to Homelessness

(SPM Metric 2b)



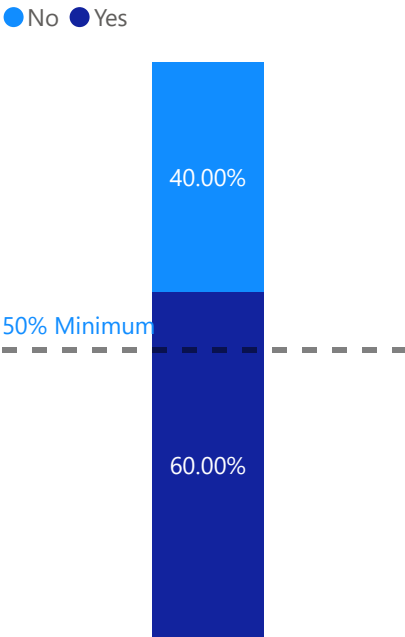
Employment and Income Growth for Leavers

(SPM Metric 4.6)




Employment and Income Growth for Stayers

(SPM Metric 4.3)



Exits to or Retention of Permanent Housing

(SPM Metric 7b.2)





Home Yard Cottages

Number of Households Served

Projected Number: 2

23

Average Rate of Utilization

92.7%

Min: 85%

HMIS Name: TPW--PSH--Home Yard Cottages
Reporting Term: 07/01/2024 - 09/30/2024
OPR: 2024-0765
Contract Number of Beds: 14
HMIS Total Number of Beds: 50
Notes:

Grants:
City of Spokane: Homeless Housing Assistance Act (HHAA)

Returns to Homelessness

(SPM Metric 2b)

5% Minimum

This metric only applies to clients that have exited and have not returned to homeless within 2 years.

Employment and Income Growth for Leavers

(SPM Metric 4.6)

45% Minimum

SPM metric 4.3 and 4.6 only apply to clients that have increased their income. None of the clients at the time of report have increased their income.

Employment and Income Growth for Stayers

(SPM Metric 4.3)

50% Minimum

Exits to or Retention of Permanent Housing

(SPM Metric 7b.2)

● Yes

93% Minimum

100.00%



PSH - Scattered Sites

158

Average Rate of Utilization

80.0%

Min: 85%

HMIS Name: VOA--PSH--City HHAA
Reporting Term: 07/01/2024 - 09/30/2024
OPR: 2024-0769
Contract Number of Beds: 155
HMIS Total Number of Beds: 50
Notes:

Grants:
City of Spokane: Homeless Housing Assistance Act (HHAA)

Returns to Homelessness

(SPM Metric 2b)

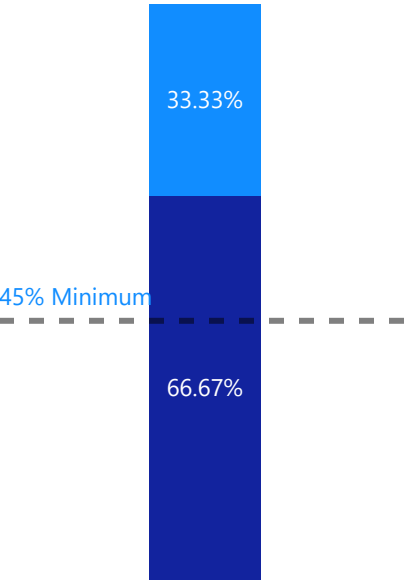
5% Minimum

This metric only applies to clients that have exited and have not returned to homeless within 2 years.

Employment and Income Growth for Leavers

(SPM Metric 4.6)

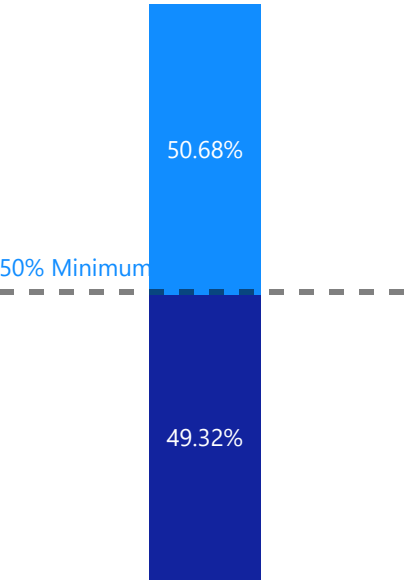
No Yes



Employment and Income Growth for Stayers

(SPM Metric 4.3)

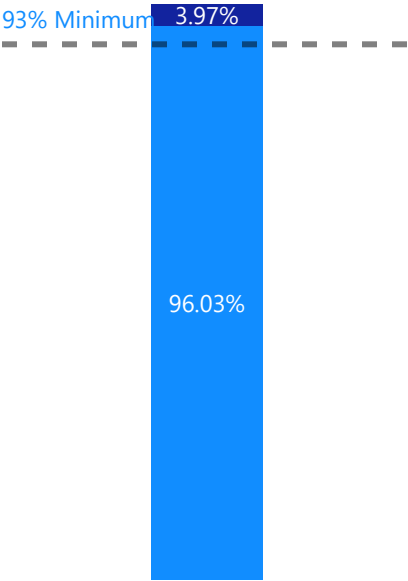
No Yes



Exits to or Retention of Permanent Housing

(SPM Metric 7b.2)

No Yes





Overview

Average Length of Time to Date of Engagement (Days)

46

Min: 60 Days

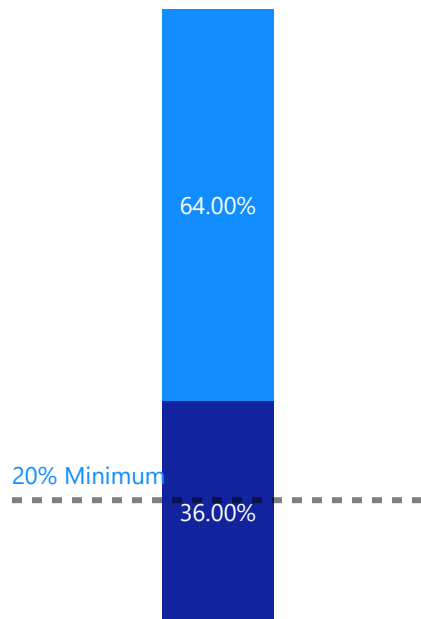
Number of Individuals Served

100

HMIS Name: All HHOS Funded Supportive Services Only (SSO) Projects
Reporting Term: 07/01/2024 - 09/30/2024

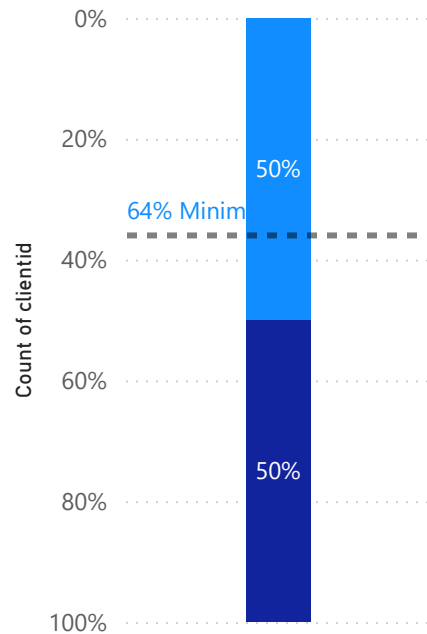
Returns to Homelessness
(SPM Metric 2b)

● No ● Yes



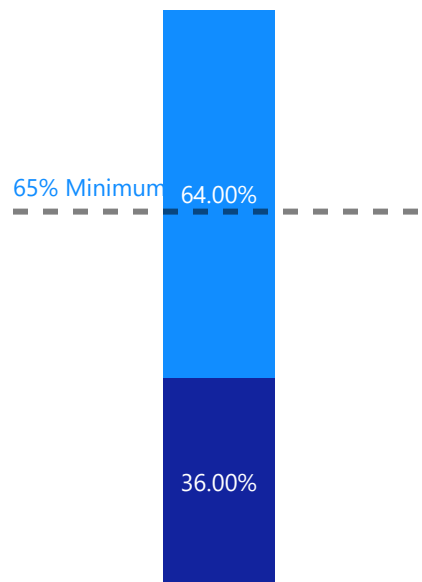
Service those with the Long Lengths of Homelessness

● No ● Yes



Successful Exits from Street Outreach
(SPM Metric 7a.1)

● No Exit Interview ● Permanent Ho...



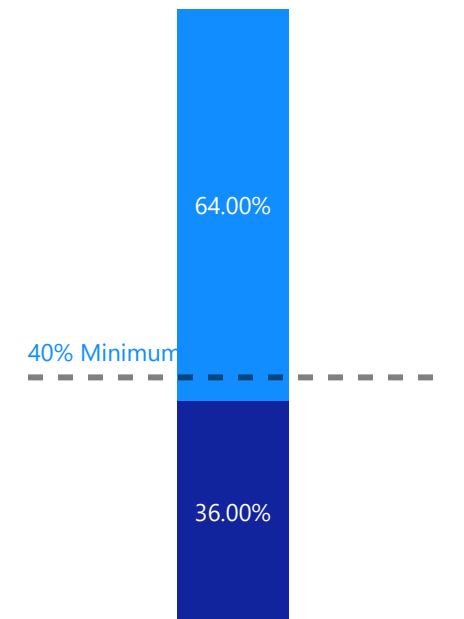
Exits to Temporary or Institutional Settings
(SPM Metric 7a.1)

25% Minimum

This metric only applies to clients that have exited to an Institutional Setting, none of the clients were exited to that destination at the time of report.

Exits to Permanent Housing
(SPM Metric 7a.1)

● No Exit Interview ● Permanent Ho...





Family Promise Spokane - Supportive Services Only

Average Length of Time to Date of Engagement (Days)

(Blank) Min: 60 Days

Number of Households Served

Projected Number: 30

(Blank)

HMIS Name: FPS--SSO--Children and Family Supportive Services

Reporting Term: 07/01/2024 - 09/30/2024

OPR: 2024-0697

Contract Number of Beds: N/A

HMIS Total Number of Beds: N/A

Notes:

Grants:

City of Spokane: Homeless Housing Assistance Act (HHAA)

Returns to Homelessness

(SPM Metric 2b)

20% Minimum

Service those with the Long Lengths of Homelessness

64% Minimum

Successful Exits from Street Outreach

(SPM Metric 7a.1)

65% Minimum

Exits to Temporary or Institutional Settings

(SPM Metric 7a.1)

25% Minimum

Exits to Permanent Housing

(SPM Metric 7a.1)

40% Minimum

No clients are enrolled at the time of the report. SPM metrics 7a.1 and 2b only apply to clients that have exited the program.



Family Promise Spokane - Supportive Services Only

HMIS Name: FPS--SSO--Children and Family Supportive Services

Reporting Term: 07/01/2024 - 09/30/2024

OPR: 2024-0697

Contract Number of Beds: N/A

HMIS Total Number of Beds: N/A

Notes:

Grants:

City of Spokane: Homeless Housing Assistance Act (HHAA)

Narrative regarding the Family Promise of Spokane Grant Reports for Reporting Period: July 1, 2024 - September 30, 2024

Grant OPR-2024-0697 (Supportive Services Only):

"No individuals have been enrolled in this grant, nor have any expenses been billed during this reporting period. This grant, while categorized as Outreach, is designated to fund a school-based case manager. Since this period primarily covers summer, when school was not in session, we anticipate sufficient enrollments in the coming quarters to meet the service criteria."

-- Chris Harbert-Erceg, Director of Research and Development



Transitions - Women's Hearth

46

Min: 60 Days

Number of Individuals Served

Projected Number: 118

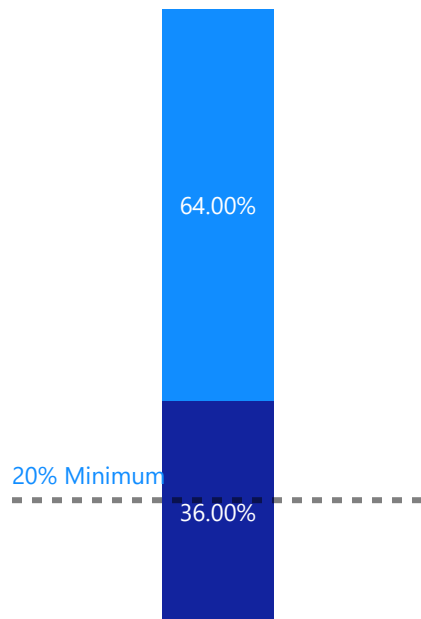
100

HMIS Name: TPW--SSO--Womens Hearth
Reporting Term: 07/01/2024 - 09/30/2024
OPR: 2024-0766
Contract Number of Beds: N/A
HMIS Total Number of Beds: N/A
Notes:

Grants:
City of Spokane: Homeless Housing Assistance Act (HHAA)

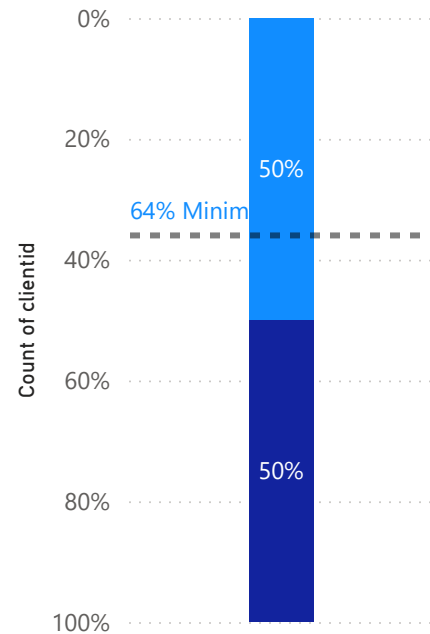
Returns to Homelessness
(SPM Metric 2b)

● No ● Yes



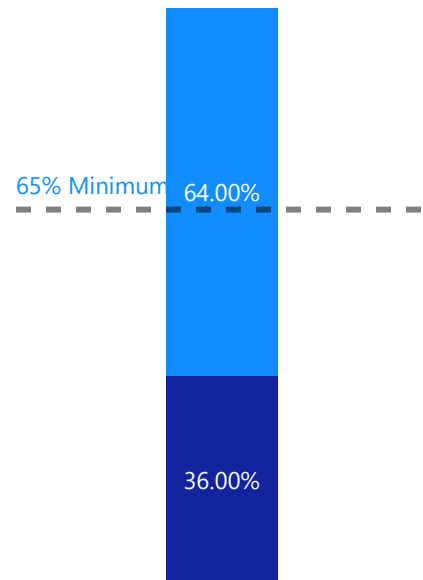
Service those with the Long Lengths of Homelessness

● No ● Yes



Successful Exits from Street Outreach
(SPM Metric 7a.1)

● No Exit Interview ● Permanent Ho...



Exits to Temporary or Institutional Settings
(SPM Metric 7a.1)

25% Minimum

Only one client was enrolled at time of the report. This metric only applies to clients that have exited to an Institutional Setting

Exits to Permanent Housing
(SPM Metric 7a.1)

● No Exit Interview ● Permanent Ho...

