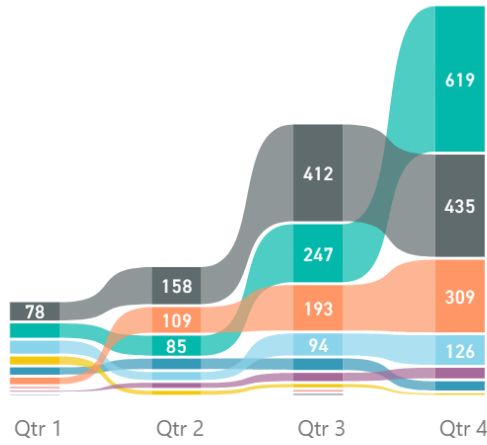
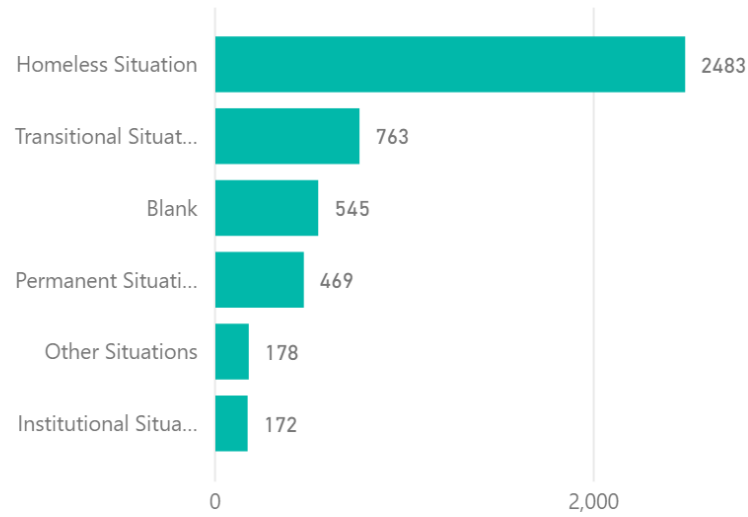


## New Household Enrollments for the Fourth Quarter of 2018

- Emergency shelter
- Homelessness Preven...
- PH – Housing Only
- PH – Housing with Se...
- PH - Permanent Supp...
- PH - Rapid Re-Housing
- Services Only
- Street outreach
- Transitional housing



## Households Entering the Housing System From



## Active Household Enrollments

4610

## Average Length of Enrollment for Leavers

125

## Housing Solution/Intervention

All

## Year of Enrollment

All

## Organization of Enrollment

All

## Active Enrollments

### Emergency shelter

1156

### Homelessness Prevention

247

### PH – Housing Only

78

### PH – Housing with Services (no d...)

20

### PH - Permanent Supportive Hou...

567

### PH - Rapid Re-Housing

1199

### Services Only

339

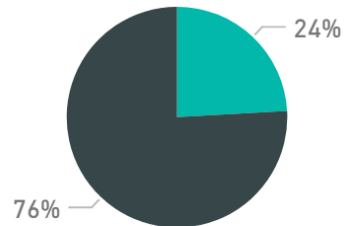
### Street outreach

889

### Transitional housing

115

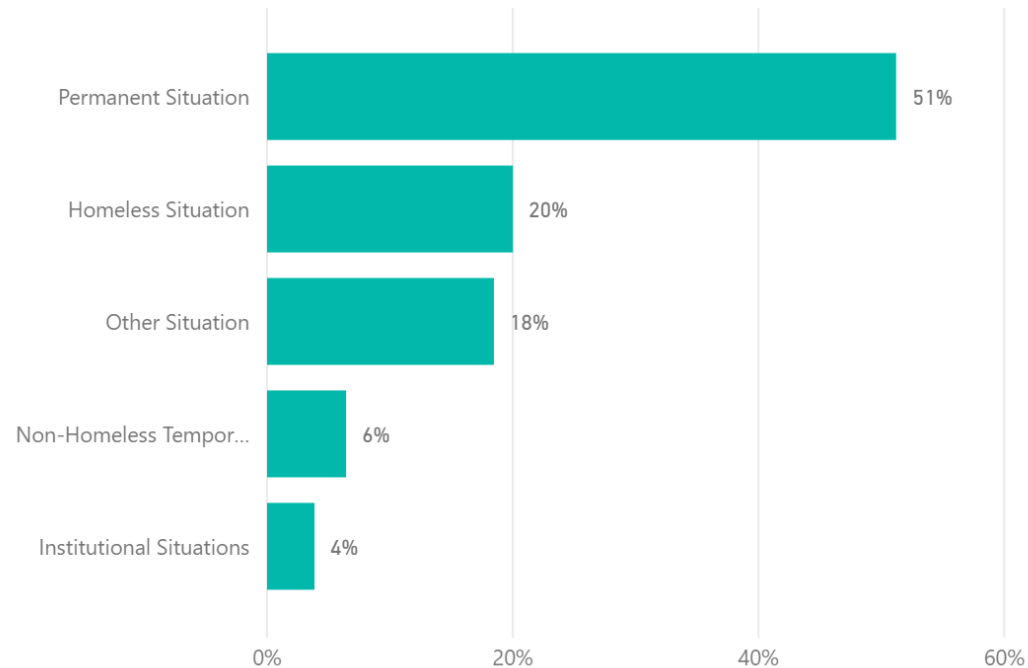
## Anonymous Clients



## Household Exits During the Fourth Quarter

1166

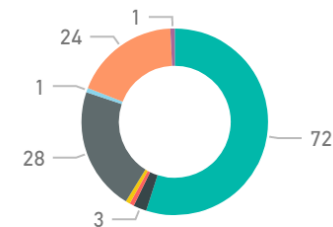
## Household Exits



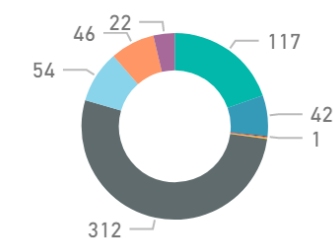
## Exits to Transitional Housing



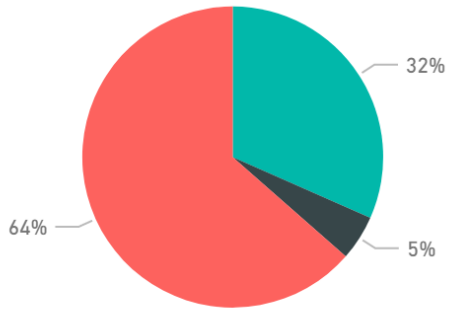
## Exits to Emergency Shelter



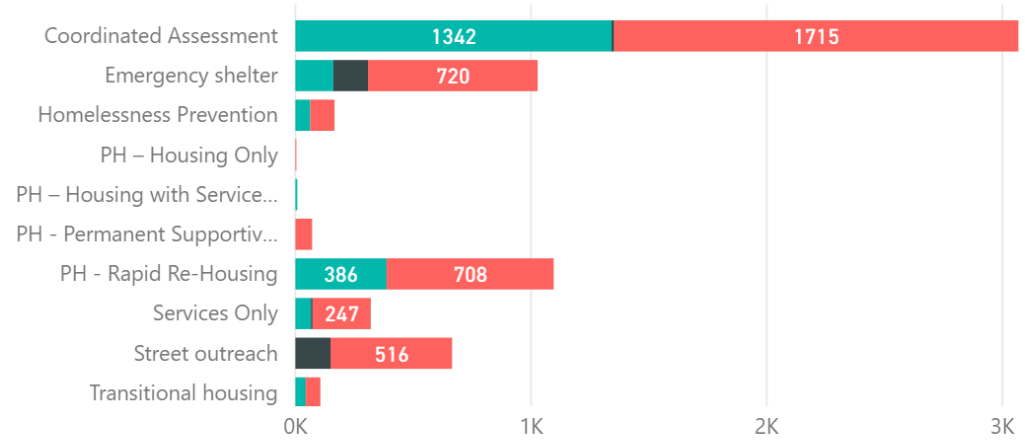
## Exits to Permanent Housing



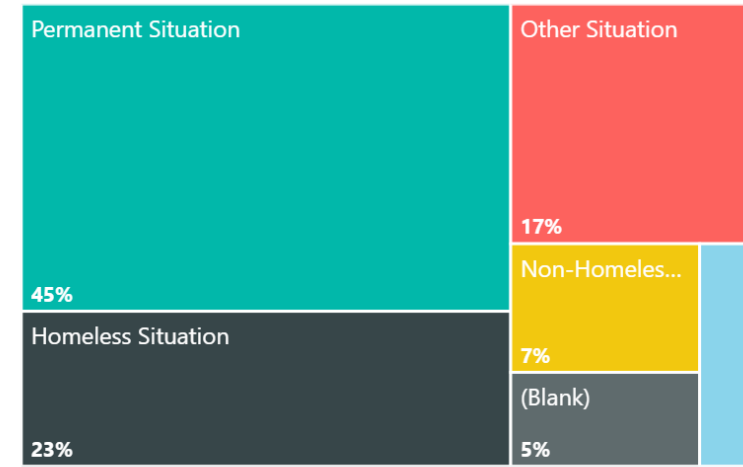
Percent of Household Types



Count of Household Types by Housing Solution/Intervention



Exit Destination by Household



# Households in the Spokane Housing System

Average Length of Stay for Leavers

2018

2018

81

Length of Stay by Household Type

● Household With Adults and Children ● Household with Only Children ● Household Without Children

