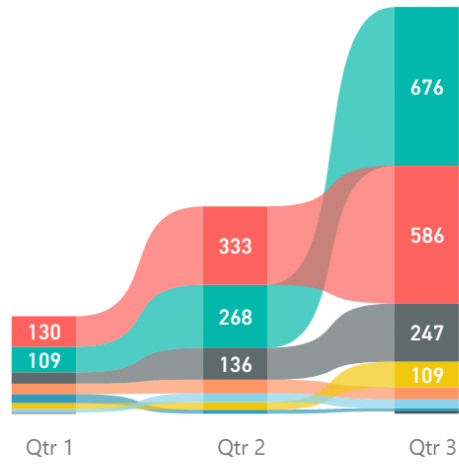
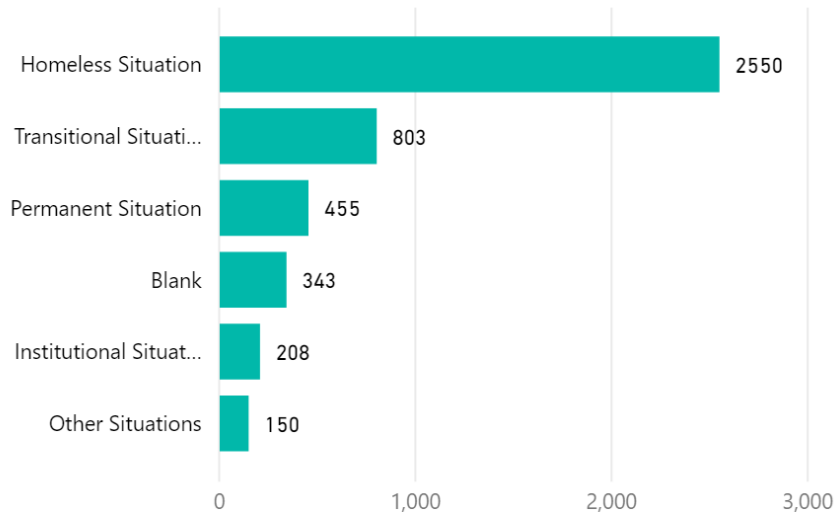


New Household Enrollments for the Third Quarter of 2018

- Emergency shelter
- Homelessness Prevent...
- PH – Housing Only
- PH – Housing with Ser...
- PH - Permanent Supp...
- PH - Rapid Re-Housing
- Services Only
- Street outreach
- Transitional housing



Households Entering the Housing System From



Active Household Enrollments

4509

Average Length of Enrollment for Leavers

105

Housing Solution/Intervention

All

Year of Enrollment

All

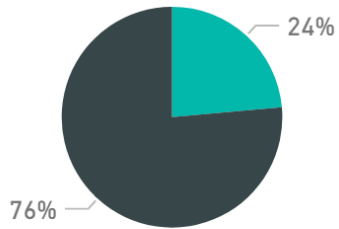
Organization of Enrollment

All

Active Enrollments

- Emergency shelter: 1300
- Homelessness Prevention: 267
- PH – Housing Only: 79
- PH – Housing with Services (no d...): 9
- PH - Permanent Supportive Hou...: 591
- PH - Rapid Re-Housing: 1214
- Services Only: 210
- Street outreach: 727
- Transitional housing: 112

Anonymous Clients

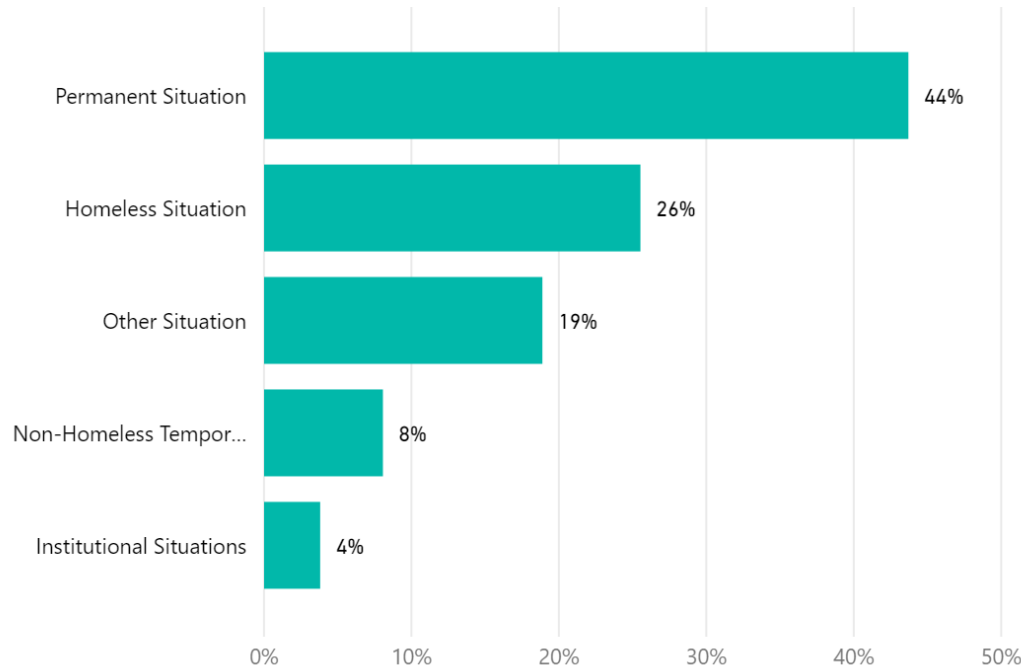


Household Exits During the Third Quarter

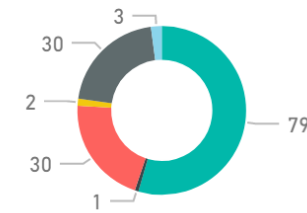
1131

Spokane Housing System Dashboard 2018 Third Quarter

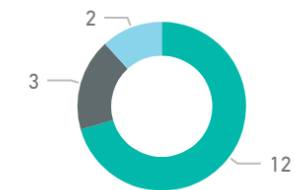
Household Exits



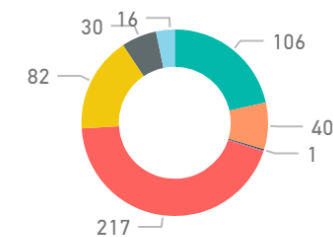
Exits to Emergency Shelter



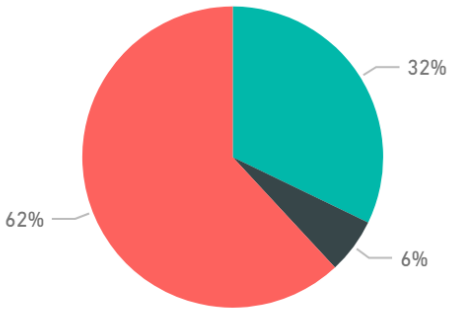
Exits to Transitional Housing



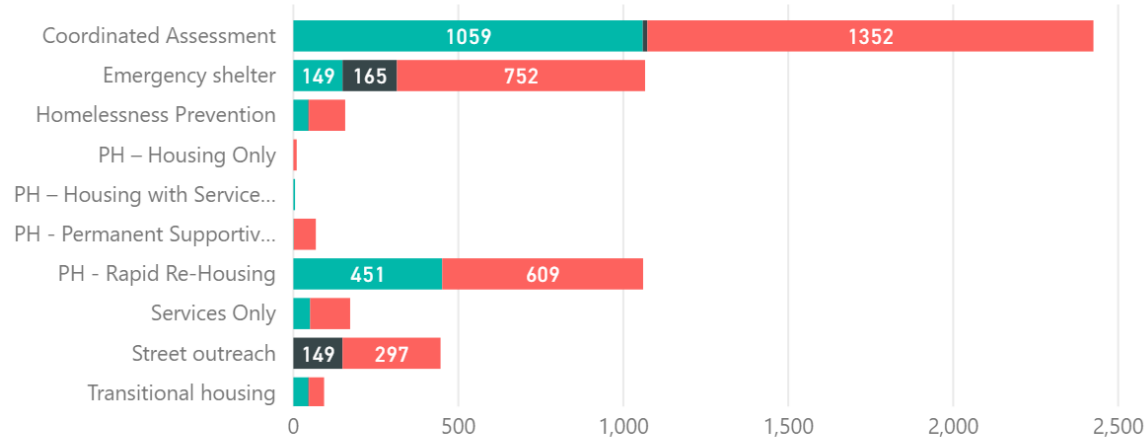
Exits to Permanent Housing



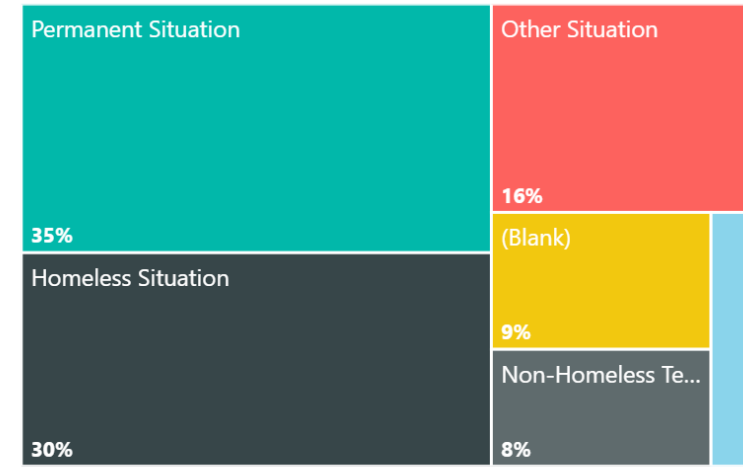
Percent of Household Types



Count of Household Types by Housing Solution/Intervention



Exit Destination by Household



Households in the Spokane Housing System

Average Length of Stay for Leavers

2018

2018

60

Length of Stay by Household Type

● Household With Adults and Children ● Household with Only Children ● Household Without Children

