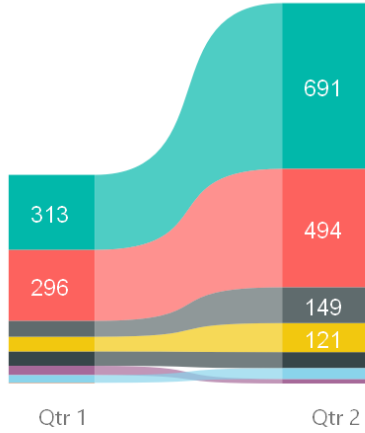
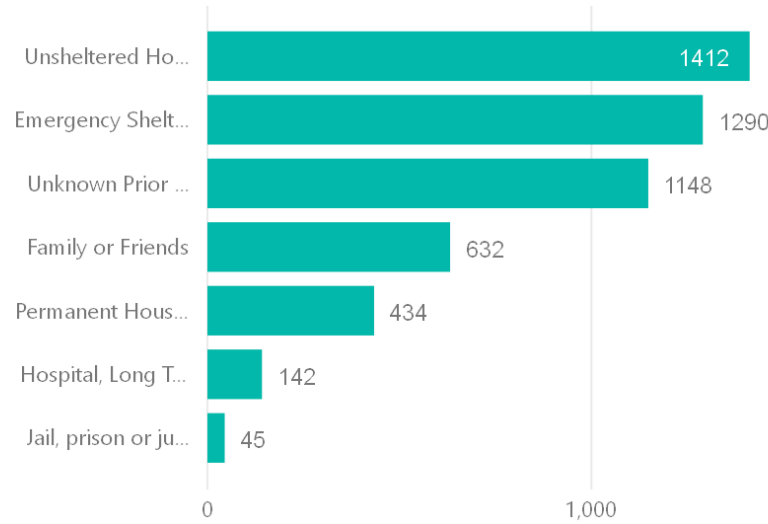


New Household Enrollments for the Second Quarter of 2018

- Program Type Value
- Emergency shelter
 - Homelessness Prev...
 - PH - Housing with ...
 - PH - Permanent Su...
 - PH - Rapid Re-Hous...
 - Services Only
 - Street outreach
 - Transitional housing



Households Entering the Housing System From



Active Household Enrollment

4332

Average Length of Enrollment for Le...

86

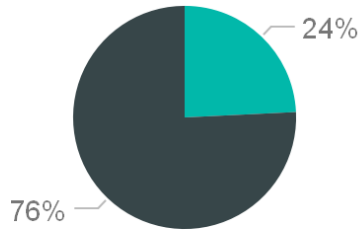
Housing Solution/Intervention

All

Year of Enrollment

All

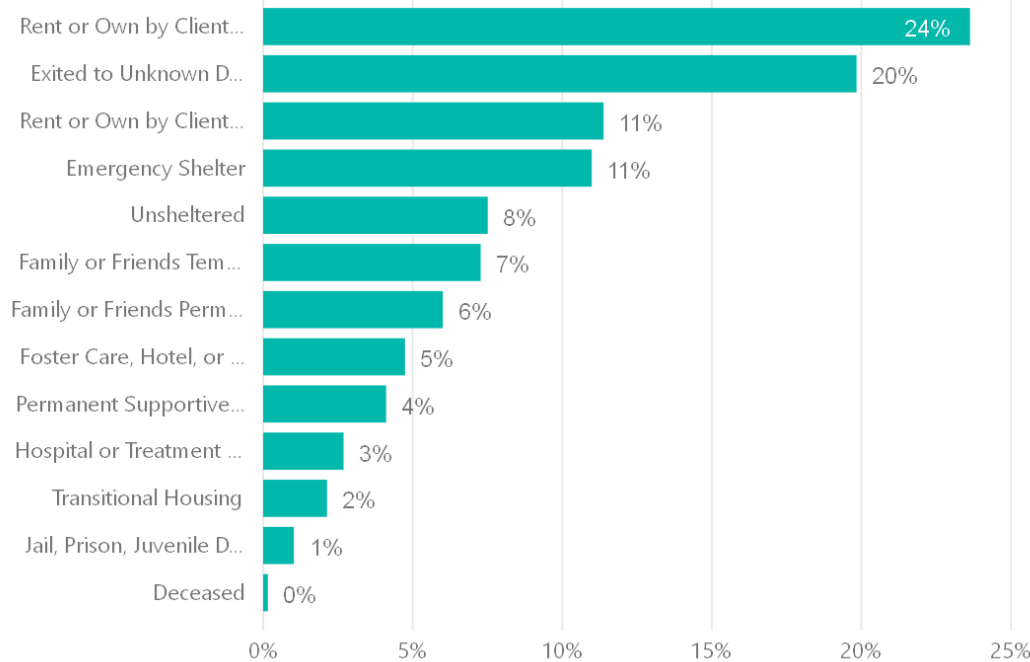
Anonymous Clients



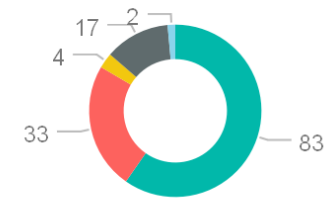
Household Exits During the Second Quarter

1400

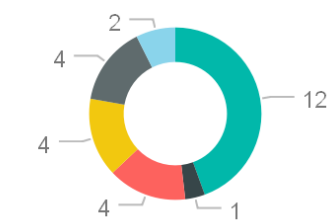
Household Exits



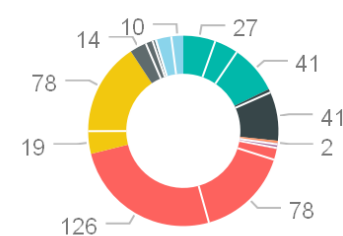
Exits to Emergency Shelter



Exits to Transitional Housing



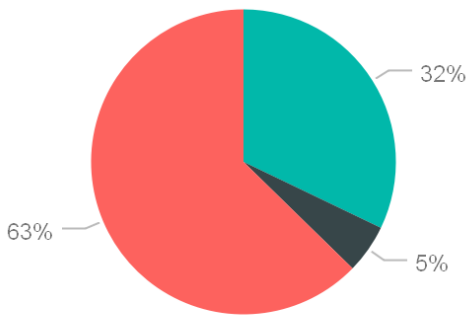
Exits to Permanent Housing



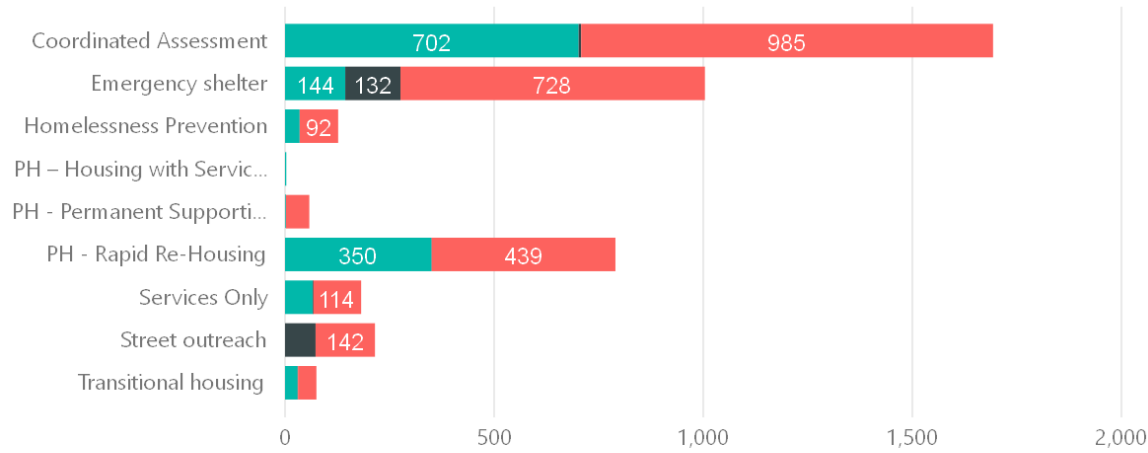
Active Enrollments

- Emergency shelter: 1415
- Homelessness Prevention: 284
- PH - Housing Only: 26
- PH - Housing with Services (no...): 12
- PH - Permanent Supportive Ho...: 601
- PH - Rapid Re-Housing: 1058
- Services Only: 255
- Street outreach: 562
- Transitional housing: 119

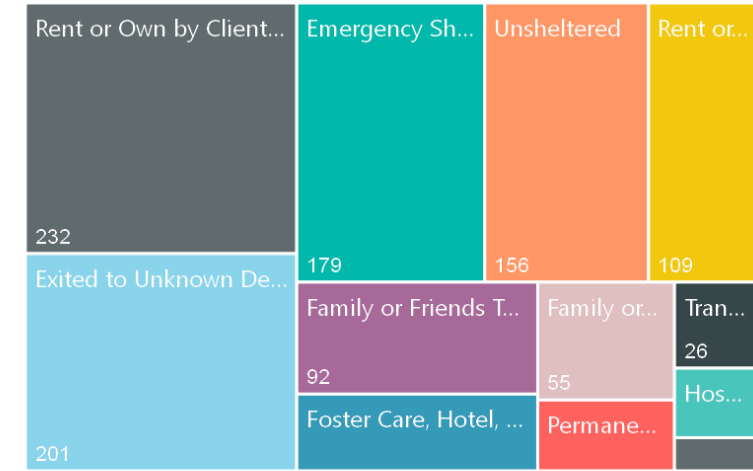
Percent of Household Types



Count of Household Types by Housing Solution/Intervention



Exit Destination by Household



Households in the Spokane Housing System

Average Length of Stay for Leavers

45

2018

2018

Length of Stay by Household Type

● Household With Adults and Children ● Household with Only Children ● Household Without Children

