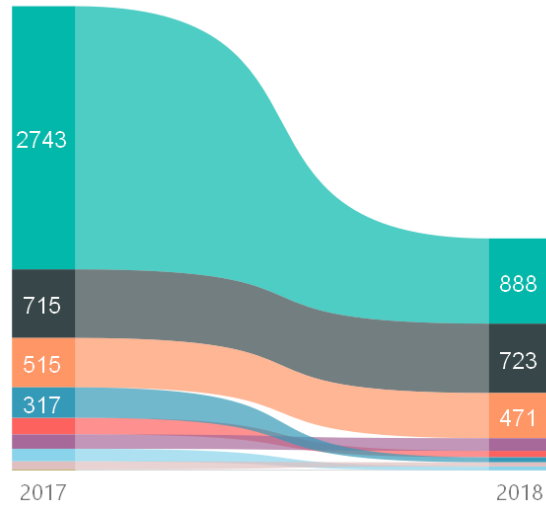
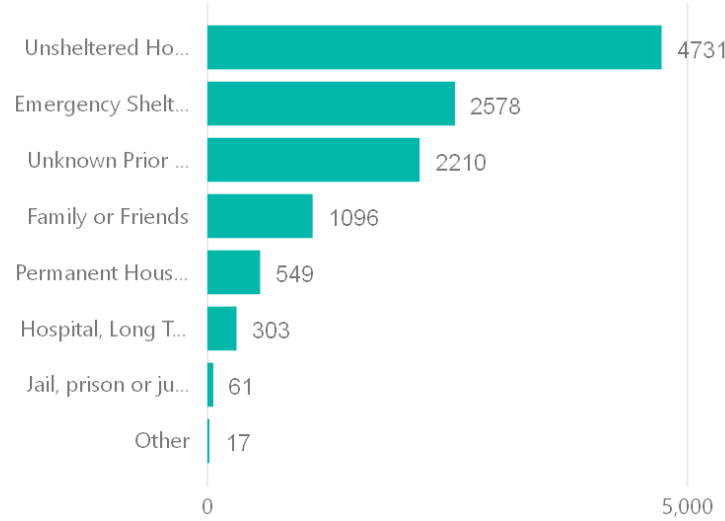


## Active Household Enrollments for the First Quarter of 2018

- Program Type Value**
- Coordinated Assess...
  - Emergency shelter
  - Homelessness Prev...
  - PH - Housing Only
  - PH - Housing with ...
  - PH - Permanent Su...
  - PH - Rapid Re-Hous...
  - Services Only
  - Street outreach
  - Transitional housing



## Households Entering the Housing System From



Active Household Enrollment

**9725**

Average Length of Enrollment for Le...

**131**

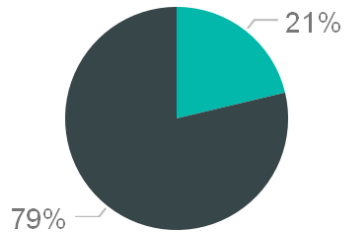
Housing Solution/Intervention

All

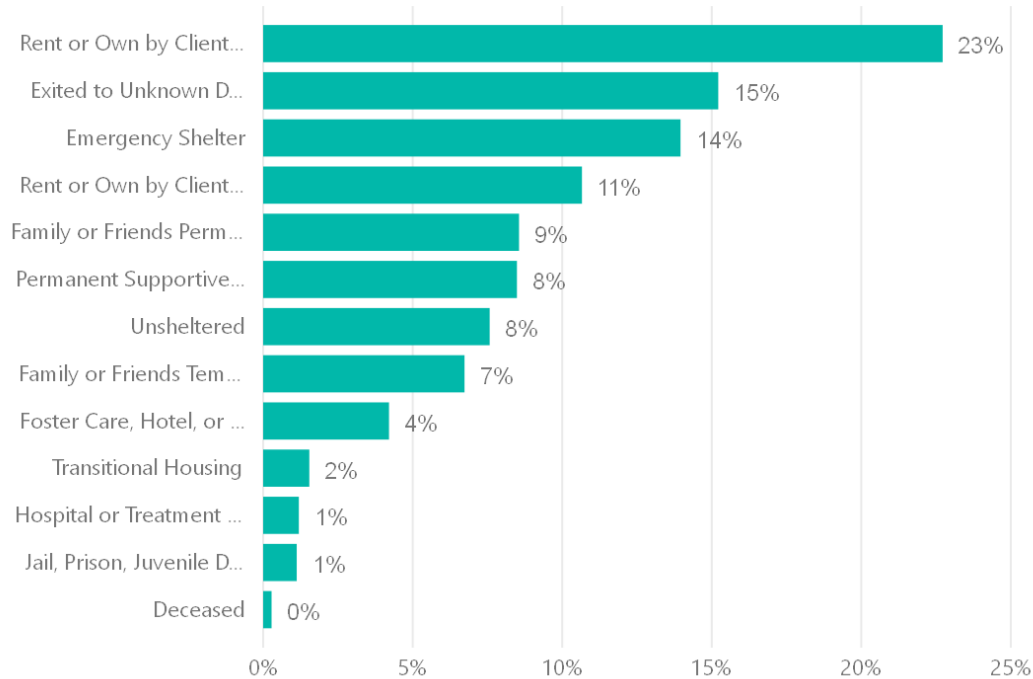
Year of Enrollment

All

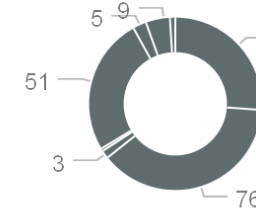
## Anonymous Clients



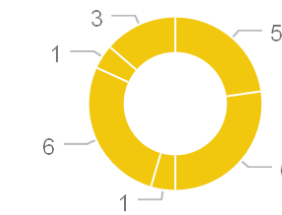
## Household Exits



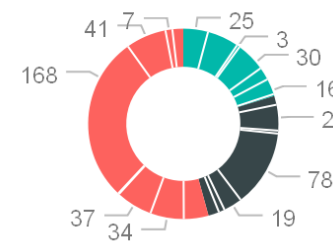
## Exits to Emergency Shelter



## Exits to Transitional Housing



## Exits to Permanent Housing



## Active Enrollments

- Coordinated Assessment**  
5435
- Emergency shelter**  
1448
- Homelessness Prevention**  
285
- PH - Housing Only**  
26
- PH - Housing with Services (no...)**  
12
- PH - Permanent Supportive Ho...**  
600
- PH - Rapid Re-Housing**  
1047
- Services Only**  
288
- Street outreach**  
455
- Transitional housing**  
129

## Household Exits During the First Quarter

**1426**