



Overview

HMIS Name: All Rapid Rehousing (RRH) Projects
Reporting Term: 07/01/2024 - 09/30/2024

Number of Households Served

205

Number of Households Served Moved into Housing

139

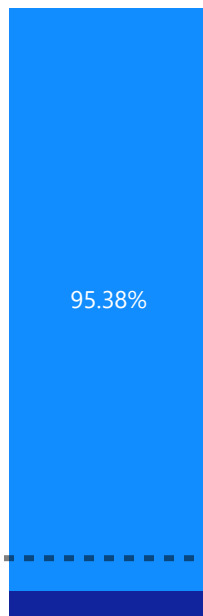
Avg. # of Days from Enrollment to PH
(Custom Metric)

68.2 Min: 30 Days

Returns to Homelessness

(SPM Metric 2b)

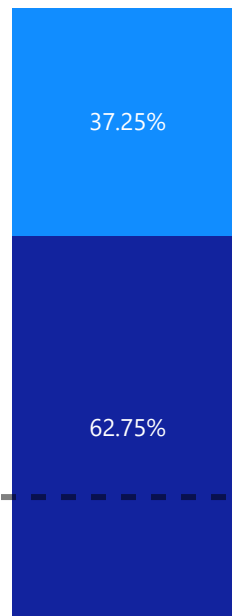
● No ● Yes



Employment and Income Growth

(SPM Metric 4.6)

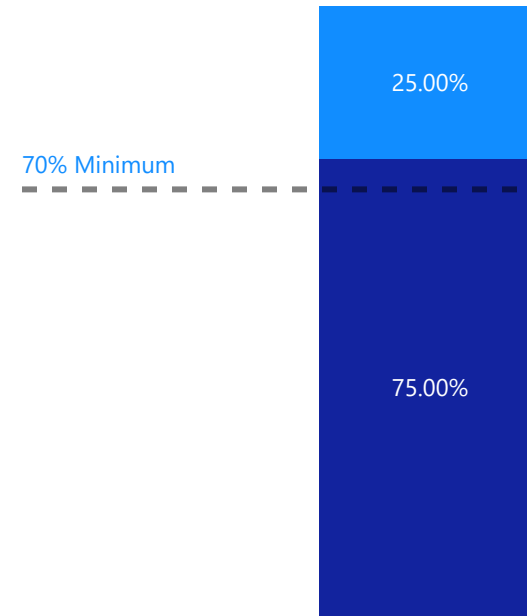
● No ● Yes



Exits to Permanent Housing

(SPM Metric 7b.1)

● No ● Yes





Overview

HMIS Name: All Rapid Rehousing (RRH) Projects
Reporting Term: 07/01/2024 - 09/30/2024

Number of Households Served

205

Number of Households Served Moved into Housing

139

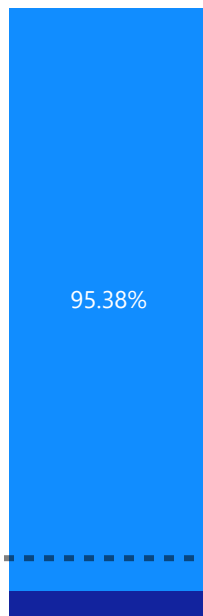
Avg. # of Days from Enrollment to PH
(Custom Metric)

68.2 Min: 30 Days

Returns to Homelessness

(SPM Metric 2b)

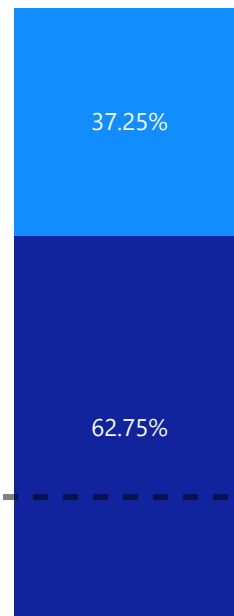
● No ● Yes



Employment and Income Growth

(SPM Metric 4.6)

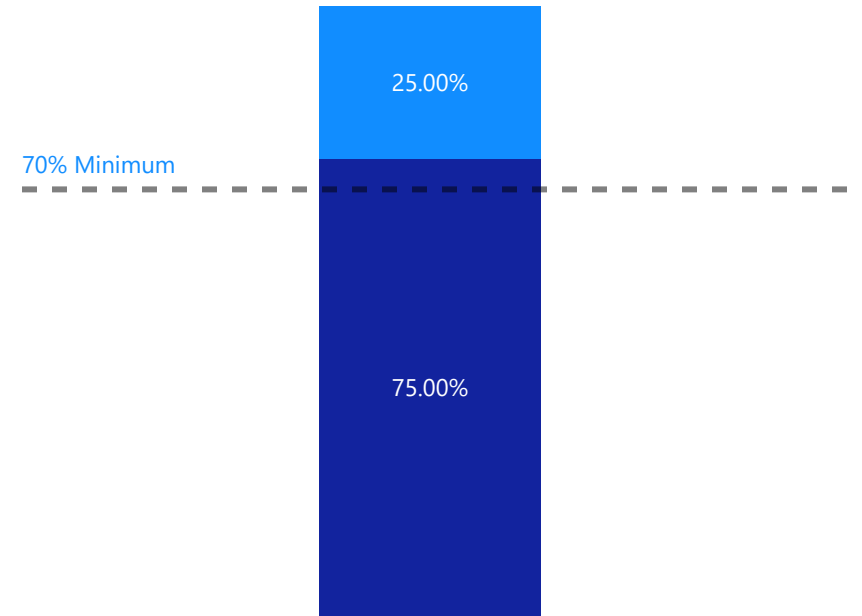
● No ● Yes



Exits to Permanent Housing

(SPM Metric 7b.1)

● No ● Yes





Families Rapid Rehousing (ESG)

Number of Households Served

Projected Number: 3

9

Number of Households Served Moved into Housing

5

HMIS Name: CC--RRH--Families--City ESG

Reporting Term: 07/01/2024 - 09/30/2024

OPR: 2024-0694

Contract Number of Beds: 42

HMIS Total Number of Beds: 5

Notes:

Grants:

HUD: Emergency Solutions Grant (ESG) - Rapid Rehousing (RRH)

Avg. # of Days from Enrollment to PH

(Custom Metric)

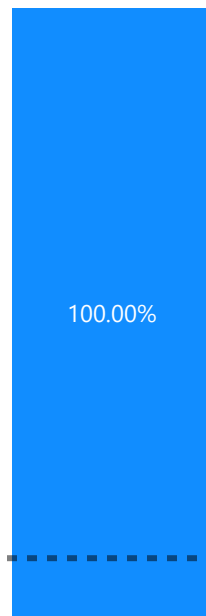
25.2

Min: 30 Days

Returns to Homelessness

(SPM Metric 2b)

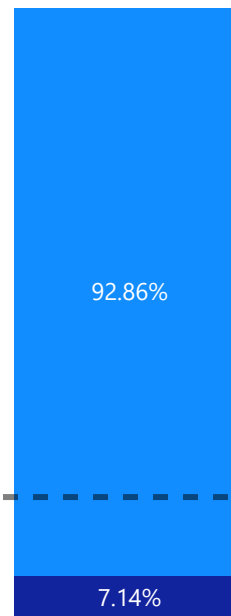
● No



Employment and Income Growth

(SPM Metric 4.6)

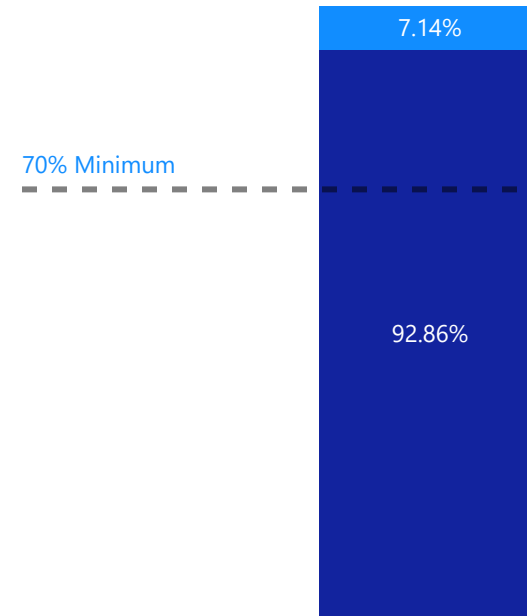
● No ● Yes



Exits to Permanent Housing

(SPM Metric 7b.1)

● No ● Yes





Families Rapid Rehousing (HSG)

Number of Households Served

Projected Number: 6

19

Number of Households Served Moved into Housing

10

HMIS Name: CC--RRH--Families--City HSG (Formerly CHG)

Reporting Term: 07/01/2024 - 09/30/2024

OPR: 2024-0714

Contract Number of Beds: 75

HMIS Total Number of Beds: 22

Notes:

Grants:

City of Spokane: Human Services Grant (HSG)

Avg. # of Days from Enrollment to PH

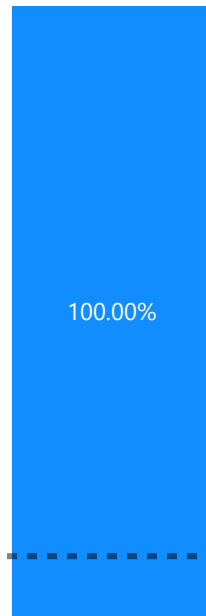
(Custom Metric)

41.1 Min: 30 Days

Returns to Homelessness

(SPM Metric 2b)

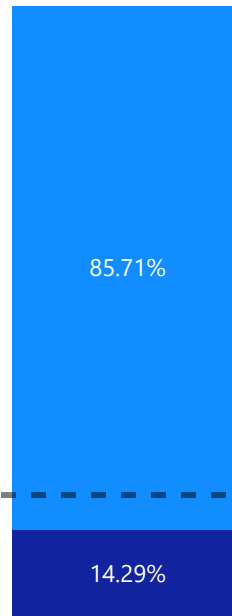
● No



Employment and Income Growth

(SPM Metric 4.6)

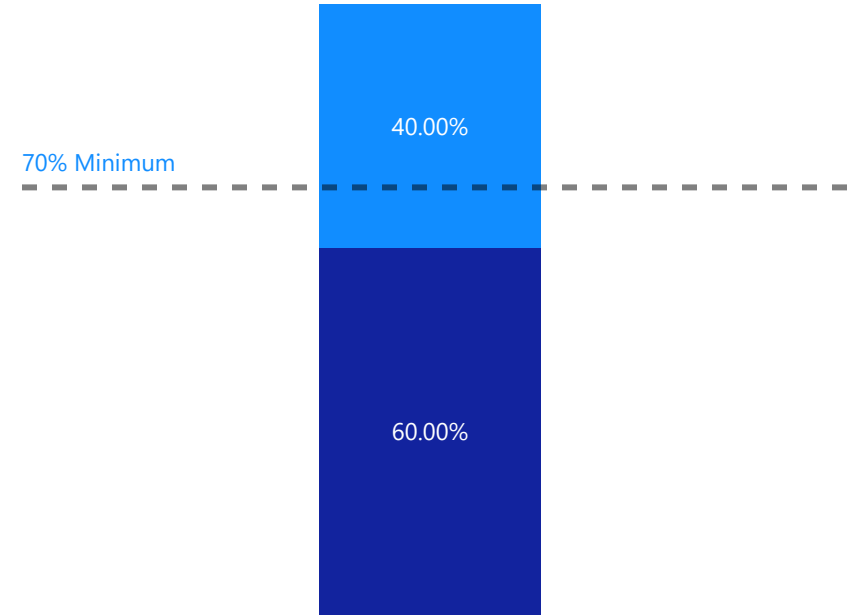
● No ● Yes



Exits to Permanent Housing

(SPM Metric 7b.1)

● No ● Yes





Singles Shelter

Number of Households Served

Projected Number: 8

9

Number of Households Served Moved into Housing

7

HMIS Name: SNAP--RRH--Singles City CHG/HSG
Reporting Term: 07/01/2024 - 09/30/2024
OPR: 2024-0762
Contract Number of Beds: N/A
HMIS Total Number of Beds: 4
Notes:

Grants:
City of Spokane: Human Services Grant (HSG)

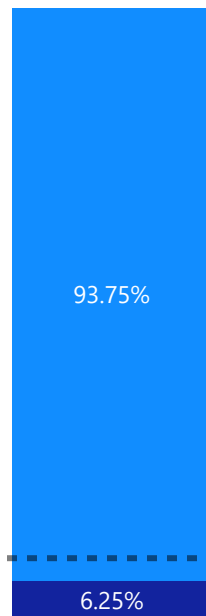
Avg. # of Days from Enrollment to PH
(Custom Metric)

52.7
Min: 30 Days

Returns to Homelessness

(SPM Metric 2b)


● No ● Yes



Employment and Income Growth

(SPM Metric 4.6)

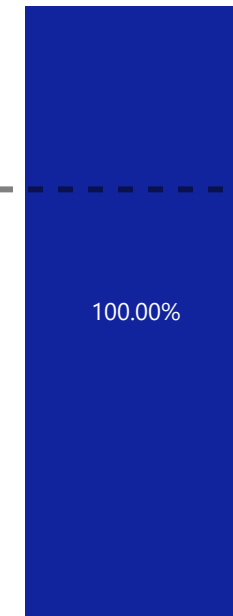
● No ● Yes



Exits to Permanent Housing

(SPM Metric 7b.1)

● Yes





Goodwill HEN

HMIS Name: GI--RRH--HEN
Reporting Term: 07/01/2024 - 09/30/2024
OPR: 2024-0759
Contract Number of Beds: N/A
HMIS Total Number of Beds: 132
Notes:

Grants:
Commerce: System Demonstrations Grant (SDG) - Housing Essential Needs (HEN)

Number of Households Served

Projected Number: 125

167

Number of Households Served Moved into Housing

117

Avg. # of Days from Enrollment to PH (Custom Metric)

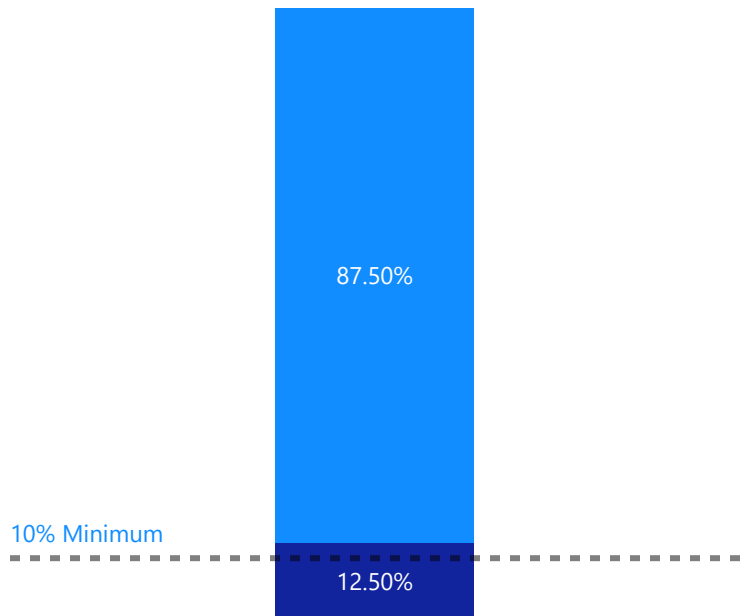
168.4

Min: 30 Days

Returns to Homelessness

(SPM Metric 2b)

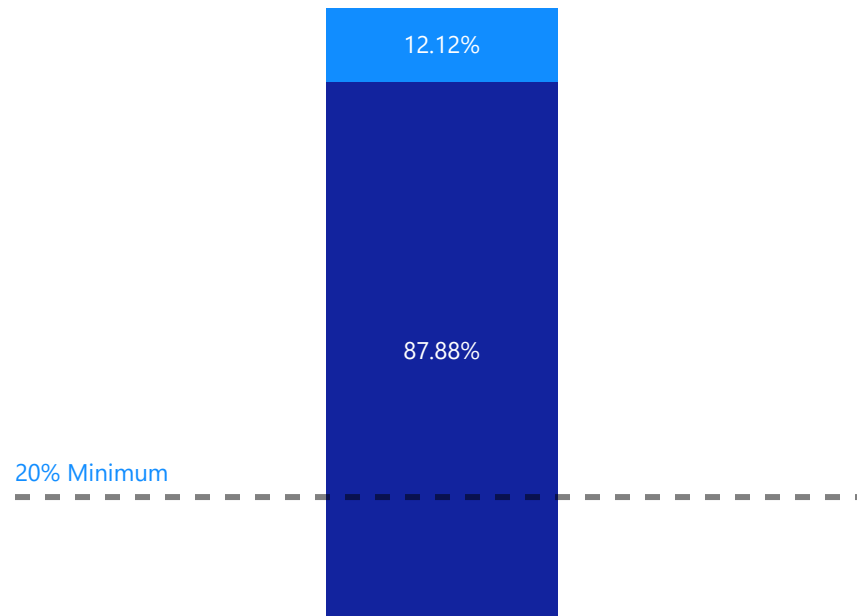
● No ● Yes



Employment and Income Growth

(SPM Metric 4.6)

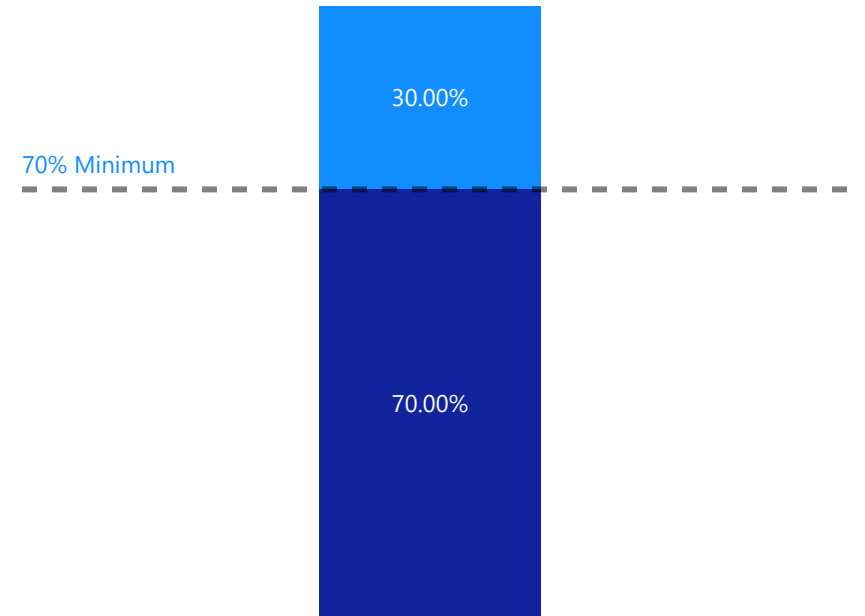
● No ● Yes



Exits to Permanent Housing

(SPM Metric 7b.1)

● No ● Yes





Goodwill HEN FCS Bridge

Number of Households Served

Projected Number: 3

1

Number of Households Served Moved into Housing

0

HMIS Name: GI--RRH--HEN FCS Bridge
Reporting Term: 07/01/2024 - 09/30/2024
OPR: 2024-0758
Contract Number of Beds: N/A
HMIS Total Number of Beds: N/A
Notes:

Grants:
Commerce: System Demonstrations Grant (SDG) - Housing Essential Needs (HEN) Foundational Community Supports (FCS) Bridge

Avg. # of Days from Enrollment to PH
(Custom Metric)

(Blank) Min: 30 Days

Returns to Homelessness
(SPM Metric 2b)

Employment and Income Growth
(SPM Metric 4.6)

Exits to Permanent Housing
(SPM Metric 7b.1)

20% Minimum

70% Minimum

The single client has not Exited at time of the report, and these metrics only apply to clients that have exited the program.

10% Minimum



Goodwill HEN FCS Bridge

HMIS Name: GI--RRH--HEN FCS Bridge
Reporting Term: 07/01/2024 - 09/30/2024
OPR: 2024-0758
Contract Number of Beds: N/A
HMIS Total Number of Beds: N/A
Notes:

Grants:
Commerce: System Demonstrations Grant (SDG) - Housing Essential Needs (HEN) Foundational Community Supports (FCS)
Bridge

Narrative regarding the Goodwill Reports for Reporting Period: July 1, 2024 - September 30, 2024

Grant OPR-2024-0758 (Rapid Rehousing):

"We have faced some challenges with enrollment timelines due to the FCS pause, which has affected the speed of approval for new participants in the FCS program. Although the pause has been lifted, approvals still lagging in processing time.

In terms of our budget, we can currently support rent payments for about 7-8 participants per month. Due to contract-related billing delays, we're maintaining a conservative approach until we have a precise understanding of our expenditures. Once billing is updated and we have an accurate budget status, we'll be able to increase enrollments as needed. We currently have two additional participants pending transfer to the HEN FCS Bridge program for November/December as well."

-- Halie Akre, General Manager - Homeless Transition