



Overview

HMIS Name: All HHOS Funded Emergency Shelter (Continuous Stay)
Reporting Term: 07/01/2024 - 09/30/2024

Number of Individuals Served

208

Length of Time Homeless in ES (Days)

(SPM Metric 1a.1)

76.7

Min: 90 Days

Average Rate of Utilization

(Local Measure)

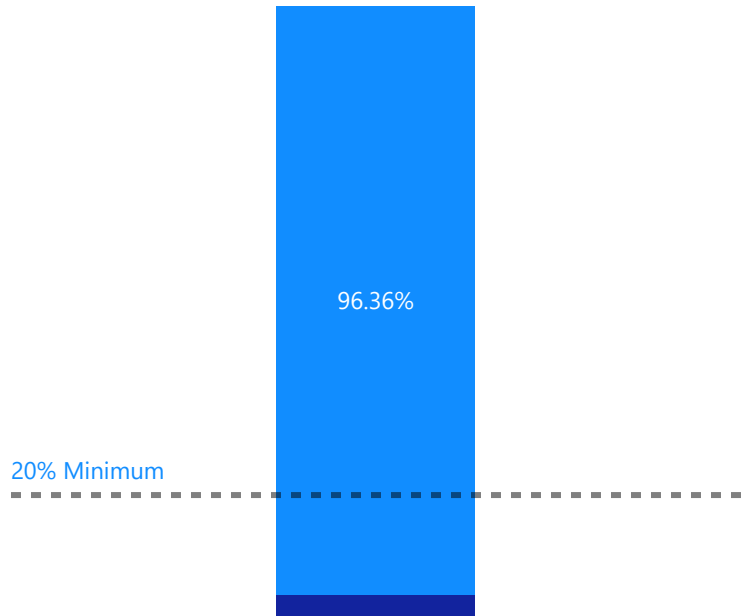
62%

Min: 85%

Returns to Homelessness

(SPM Metric 2b)

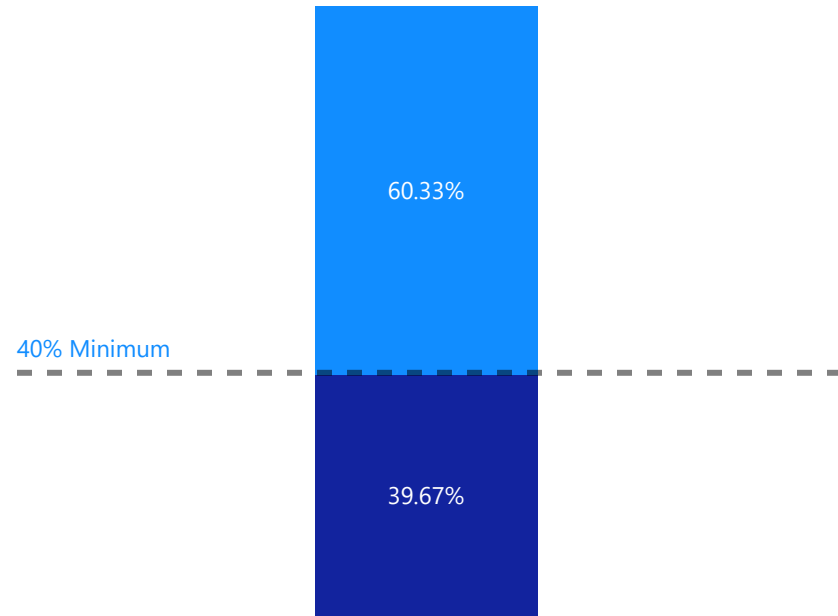
● No ● Yes



Exits to Permanent Housing

(SPM Metric 7b.1)

● No ● Yes





Overview

HMIS Name: All HHOS Funded Emergency Shelter (Continuous Stay)
Reporting Term: 07/01/2024 - 09/30/2024

Number of Individuals Served

208

Length of Time Homeless in ES (Days)

(SPM Metric 1a.1)

76.7

Min: 90 Days

Average Rate of Utilization

(Local Measure)

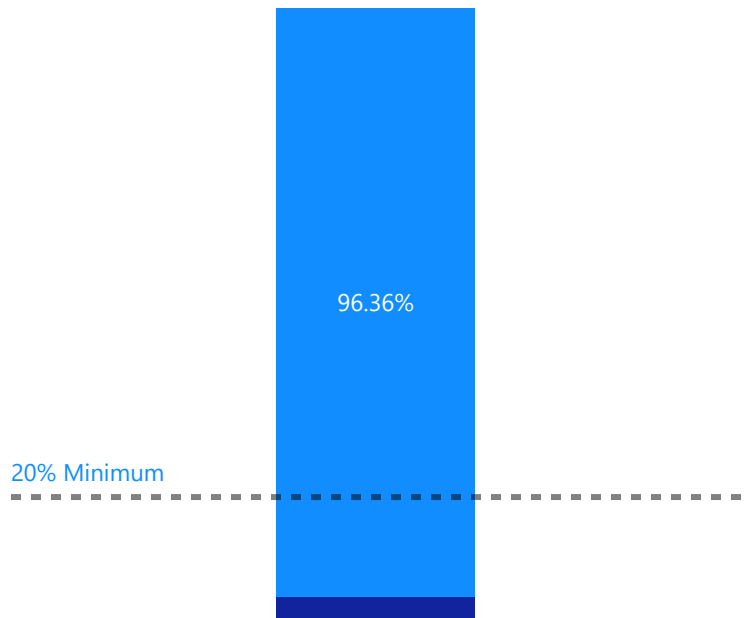
62%

Min: 85%

Returns to Homelessness

(SPM Metric 2b)

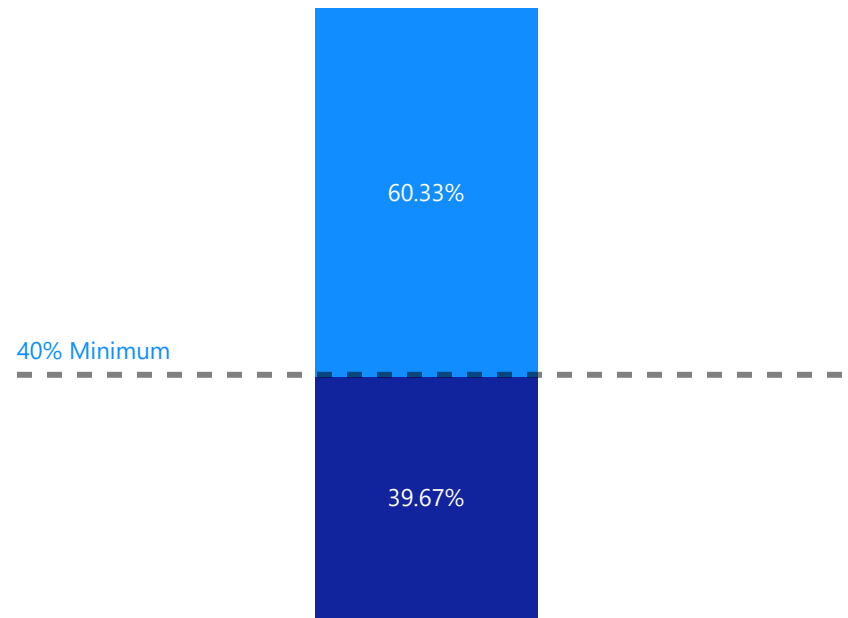
● No ● Yes



Exits to Permanent Housing

(SPM Metric 7b.1)

● No ● Yes





The Way Out Shelter

Number of Individuals Served

Projected Number: 72

75

Length of Time Homeless in ES (Days)

(SPM Metric 1a.1)

30 Min: 90 Days

HMIS Name: TSA--ES--The Way Out Center
Reporting Term: 07/01/2024 - 09/30/2024
OPR:
Contract Number of Beds: 6 and 11
HMIS Total Number of Beds: 30
Notes:

Grants:
City of Spokane: Homeless Housing Assistance Act (HHAA)
Spokane County: Homeless Housing Assistance Act (HHAA)

Average Rate of Utilization

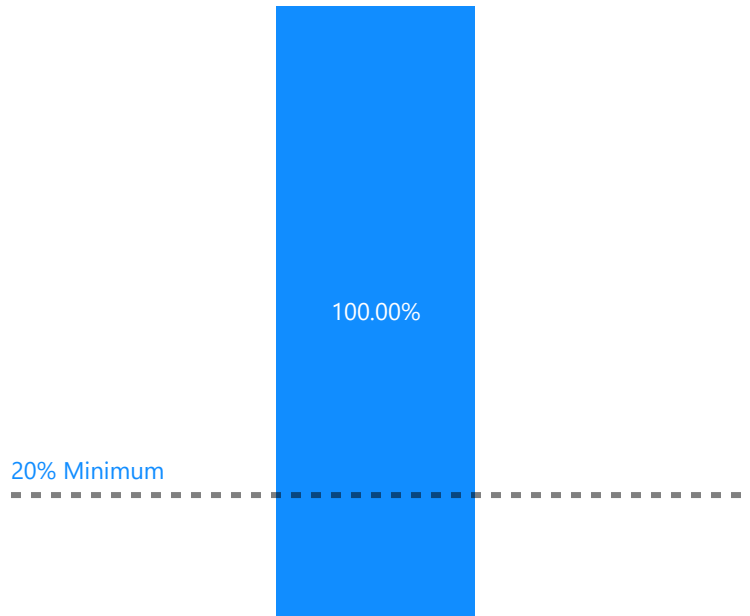
(Local Measure)

96% Min: 85%

Returns to Homelessness

(SPM Metric 2b)

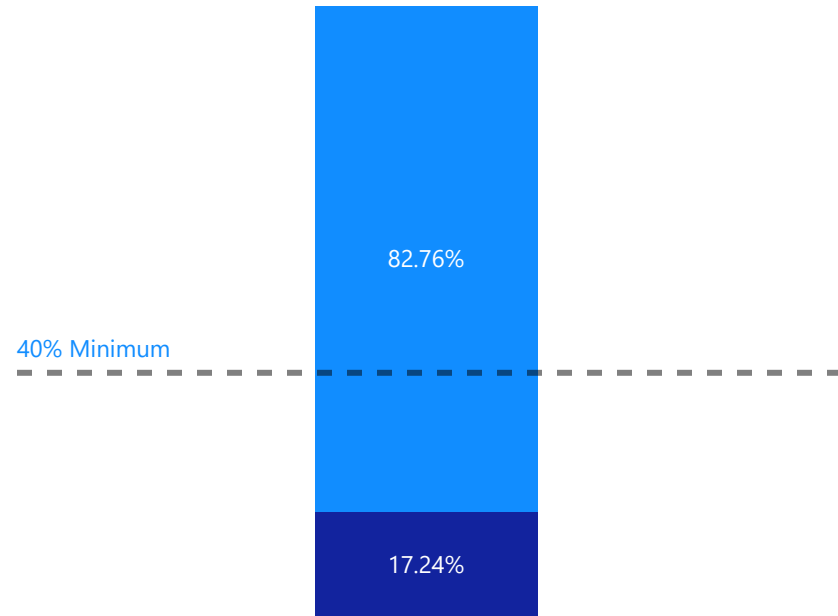
● No



Exits to Permanent Housing

(SPM Metric 7b.1)

● No ● Yes





Crosswalk Youth Shelter

Number of Individuals Served

Projected Number: 52

45

Length of Time Homeless in ES (Days)

(SPM Metric 1a.1)

162 Min: 90 Days

HMIS Name: VOA--ES--Crosswalk Youth Shelter
Reporting Term: 07/01/2024 - 09/30/2024
OPR: 2024-0770
Contract Number of Beds: 18
HMIS Total Number of Beds: 18
Notes:

Grants:
City of Spokane: Homeless Housing Assistance Act (HHAA)
Department of Health and Human Services (HHS): Runaway and Homeless Youth (RHY) - Basic Center Program

Average Rate of Utilization

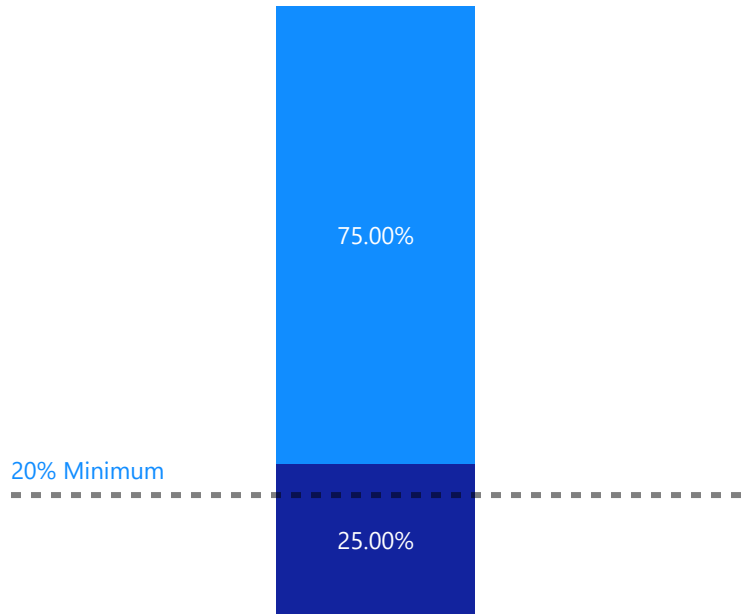
(Local Measure)

61% Min: 85%

Returns to Homelessness

(SPM Metric 2b)

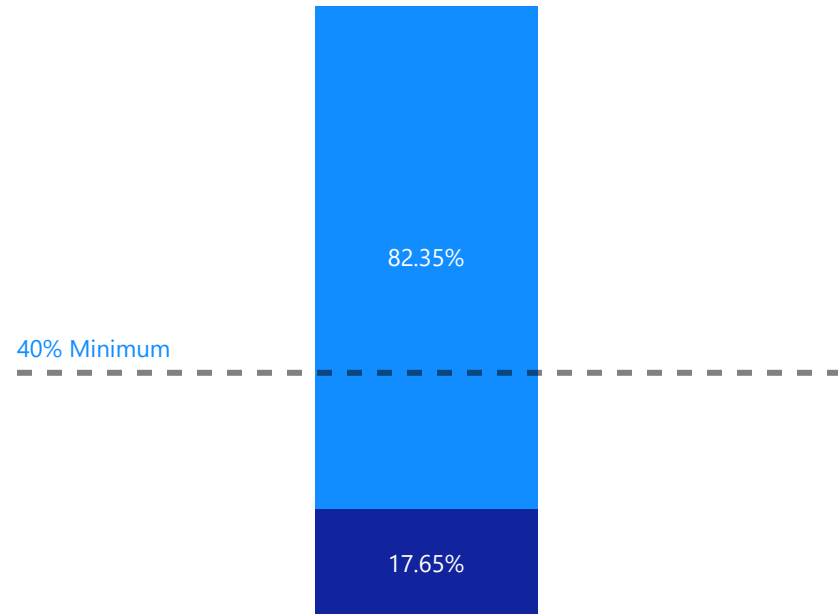
● No ● Yes



Exits to Permanent Housing

(SPM Metric 7b.1)

● No ● Yes





DV Shelter

Number of Individuals Served

Projected Number: 24

88

Length of Time Homeless in ES (Days)

(SPM Metric 1a.1)

51

Min: 90 Days

HMIS Name: YWCA--ES--DV Shelter
Reporting Term: 07/01/2024 - 09/30/2024
OPR: 2024-0778
Contract Number of Beds: 72
HMIS Total Number of Beds: 21
Notes:

Grants:
Department of Commerce: Systems Demonstration Grant (SDG)

Average Rate of Utilization

(Local Measure)

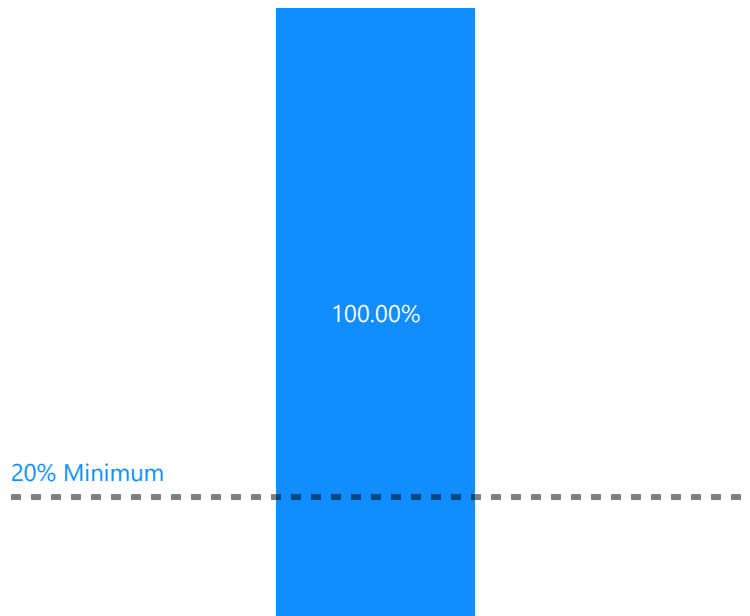
29%

Min: 85%

Returns to Homelessness

(SPM Metric 2b)

● No



Exits to Permanent Housing

(SPM Metric 7b.1)

● No ● Yes

