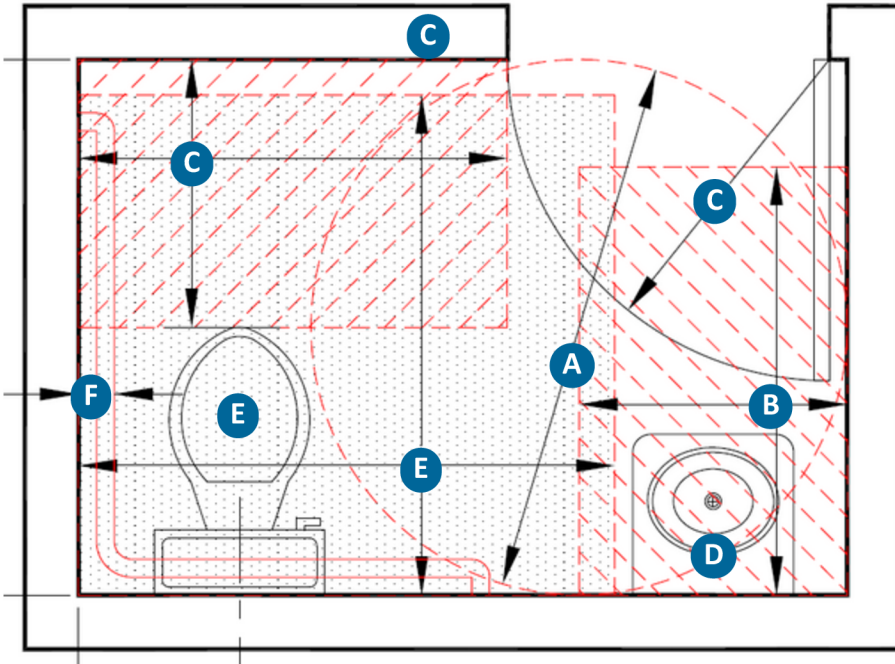


MINIMUM CLEARANCES INDIVIDUAL USE ACCESSIBLE RESTROOM ICC A117.1-2017

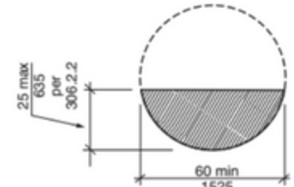
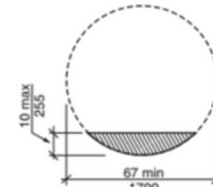
REV. 20250408



A - TURN RADIUS

NEW BUILDING
CONSTRUCTED AFTER 3/15/24

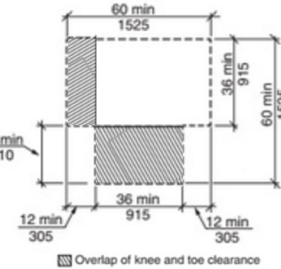
EXISTING BUILDING
CONSTRUCTED BEFORE
3/15/24



Overlap of knee and toe clearance

Overlap of knee and toe clearance

SEE FIGURES
304.3.2.1(A)(B)(C) FOR
T-SHAPED TURNING
SPACE PARAMETERS IN
NEW BUILDINGS

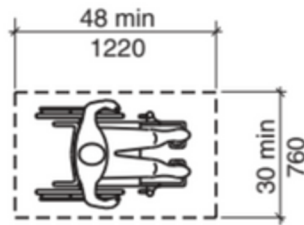
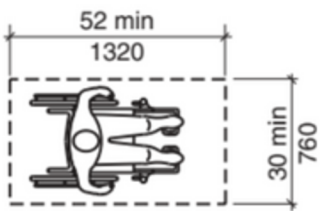


Overlap of knee and toe clearance

B - SINK CLEAR FLOOR SPACE

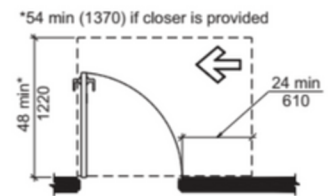
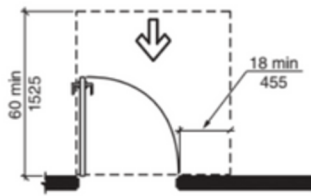
NEW BUILDING
CONSTRUCTED AFTER 3/15/24

EXISTING BUILDING
CONSTRUCTED BEFORE
3/15/24



C - DOOR SWING & MANEUVERING

THE DOOR IS ALLOWED TO SWING INTO A FIXTURE CLEAR SPACE WHEN A COMPLIANT CLEAR SPACE IS PROVIDED WITHIN THE ROOM AND BEYOND THE ARC OF THE DOOR.



D - SINK REQUIREMENTS

FIG. 606.3 HEIGHT OF LAVATORIES AND SINKS

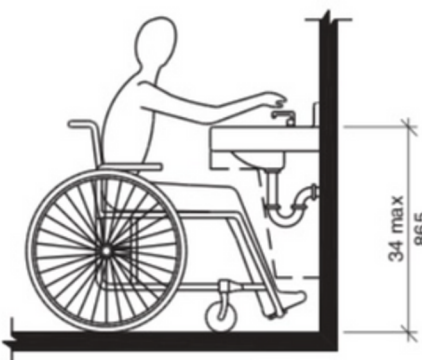


FIG. 306.2(A) TOE CLEARANCE

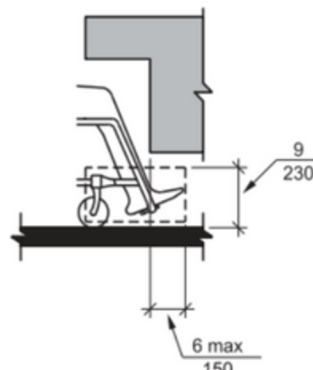
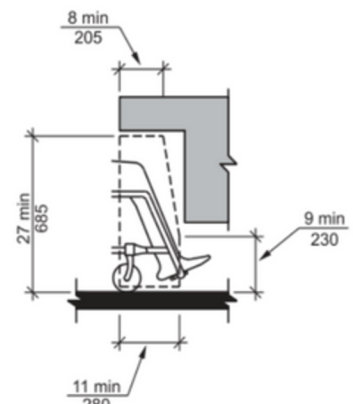


FIG. 306.3(A) KNEE CLEARANCE



E - WATER CLOSET REQUIREMENTS

FIG. 604.3 CLEAR FLOOR SPACE

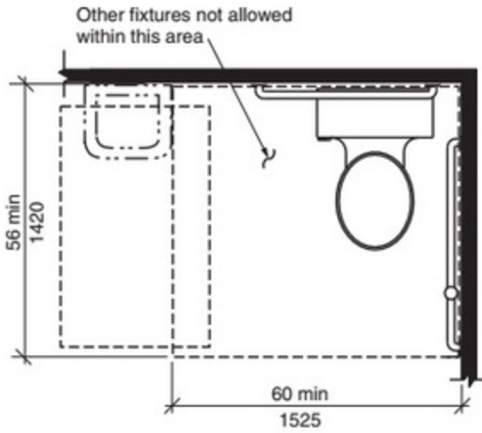


FIG. 604.2 WATER CLOSET LOCATION

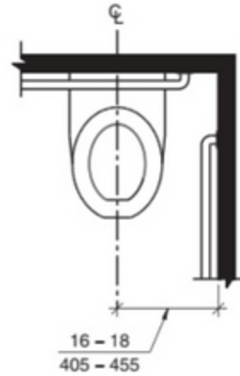
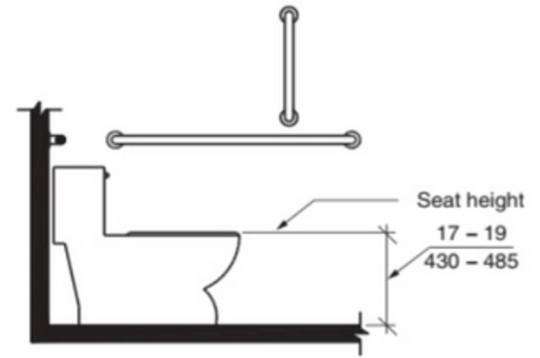


FIG. 604.4 WATER CLOSET HEIGHT



F - GRAB BARS & DISPENSERS

FIG. 604.5.1 SIDE-WALL

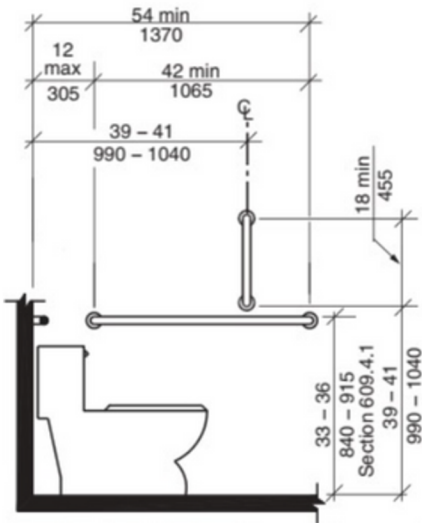


FIG. 604.5.2 REAR-WALL

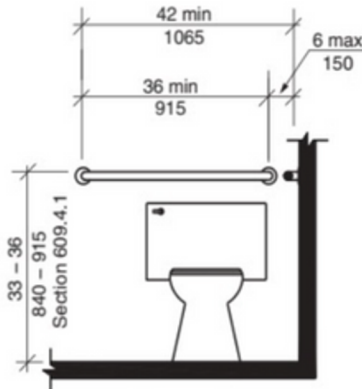


FIG. 604.7.1(C) RECESSED DISPENSER

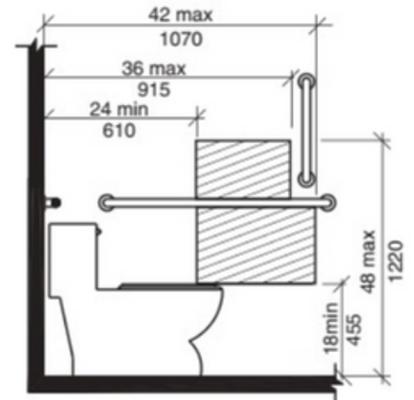


FIG. 604.7.1(A) PROTRUDING DISPENSER BELOW GRAB BAR

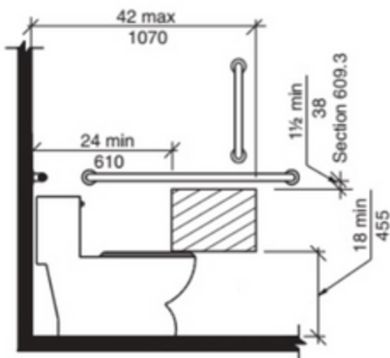


FIG. 604.7.1(B) PROTRUDING DISPENSER ABOVE GRAB BAR

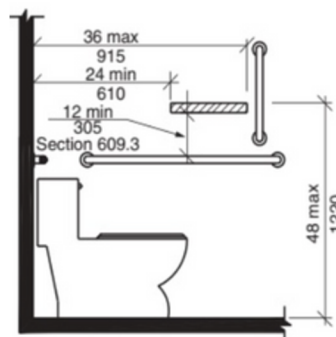


FIG. 604.7.1(D) DISPENSER LOCATION EXCEPTION

