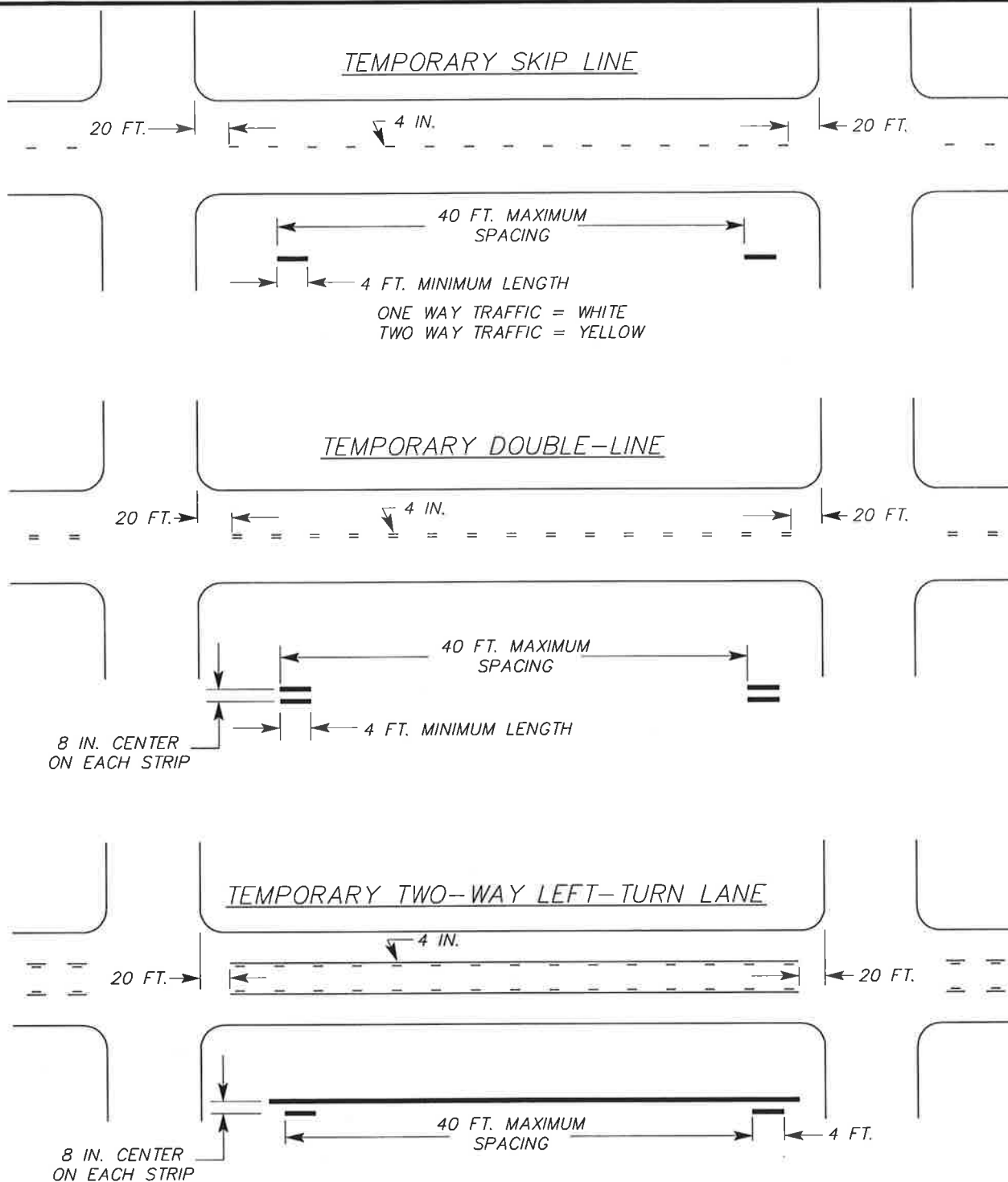


TABLE OF CONTENTS

CITY OF SPOKANE STANDARD PLANS

B-101B = Revised Standard Plan
***W-108A = New Standard Plan

<u>Plan No.</u>	<u>Plan Title</u>	<u>Current Plan Date</u>
SECT K:	<u>TRAFFIC CONTROL</u>	
K-119	Striping, Temporary – 2 Lanes	5/07
K-120	Striping, Temporary – 4 Lanes	5/07
K-121	Barricade, No Parking – Temporary	1/08
K-121A	No Parking Signs – Temporary	9/10



NOTE:

1. TEMPORARY STRIPING SHALL BE REMOVABLE PRESSURE SENSITIVE MARKING TAPE OR SACRIFICIAL PAINT AS APPROVED BY THE TRAFFIC ENGINEER. WHEN TEMPERATURE OR FIELD CONDITIONS ARE APPROPRIATE, PERMANENT PAVING MARKINGS SHALL BE INSTALLED AS PER CONTRACT.
2. IN INSTANCES WHERE THE ROADWAY (OR ANY PART THERE OF) HAS AN A.D.T. GREATER THAN 2000 AND SEVERE CURVATURE, THE TRAFFIC ENGINEER CAN REQUIRE HALF-CYCLE LENGTHS TO BE INSTALLED. SEVERITY SHALL BE DEFINED BY THE TRAFFIC ENGINEER FOR EACH SITUATION AND AT THE CITY'S DISCRETION.
3. TEMPORARY STRIPING DESTROYED OR DAMAGED DURING CONSTRUCTION OPERATIONS SHALL BE REPLACED IMMEDIATELY.

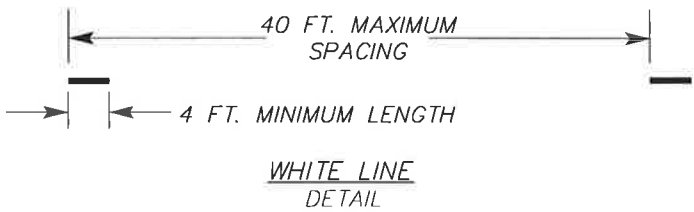
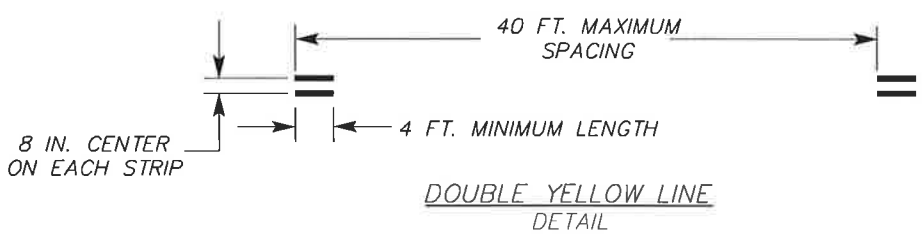
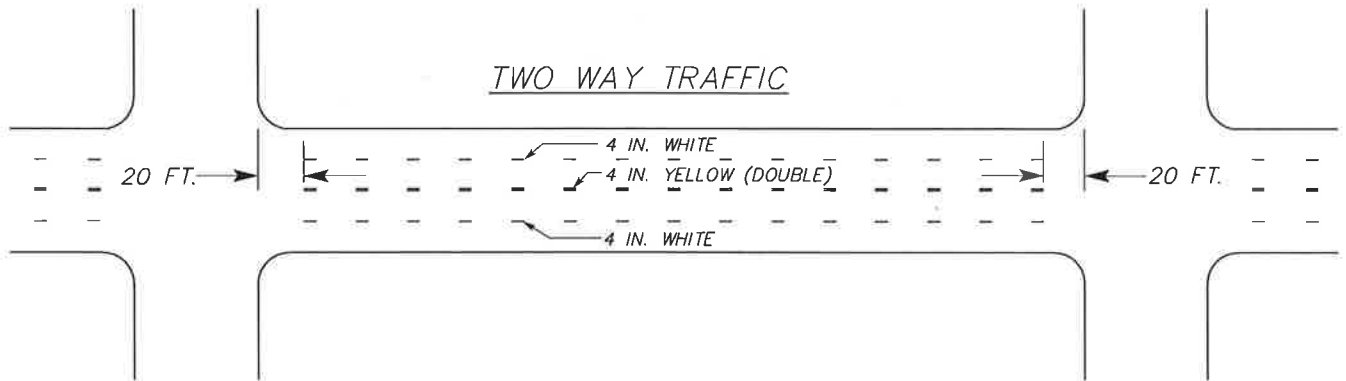
APPROVED BY

 DIRECTOR, ENGINEERING SERVICES TOM L. ARNOLD, P.E.

 PRINCIPAL ENGINEER, DESIGN GARY S. NELSON, P.E.

ADOPTED: 01/1988
 REVISED: 05/2007
 SUPERSEDES: 04/2004
 CHECKED BY: GTO
 SCALE: NTS
 DWG./REV. BY: CVH

STRIPING, TEMPORARY 2 LANES		
ENGINEERING SERVICES CITY OF SPOKANE, WASHINGTON		
		STANDARD PLAN No. K-119



NOTE:

1. TEMPORARY STRIPING SHALL BE REMOVABLE PRESSURE SENSITIVE MARKING TAPE OR SACRIFICIAL PAINT AS APPROVED BY THE TRAFFIC ENGINEER. WHEN TEMPERATURE OR FIELD CONDITIONS ARE APPROPRIATE, PERMANENT PAVING MARKINGS SHALL BE INSTALLED AS PER CONTRACT.
2. IN INSTANCES WHERE THE ROADWAY (OR ANY PART THERE OF) HAS AN A.D.T. GREATER THAN 2000 AND SEVERE CURVATURE, THE TRAFFIC ENGINEER CAN REQUIRE HALF-CYCLE LENGTHS TO BE INSTALLED. SEVERITY SHALL BE DEFINED BY THE TRAFFIC ENGINEER FOR EACH SITUATION AND AT THE CITY'S DISCRETION.
3. TEMPORARY STRIPING DESTROYED OR DAMAGED DURING CONSTRUCTION OPERATIONS SHALL BE REPLACED IMMEDIATELY.

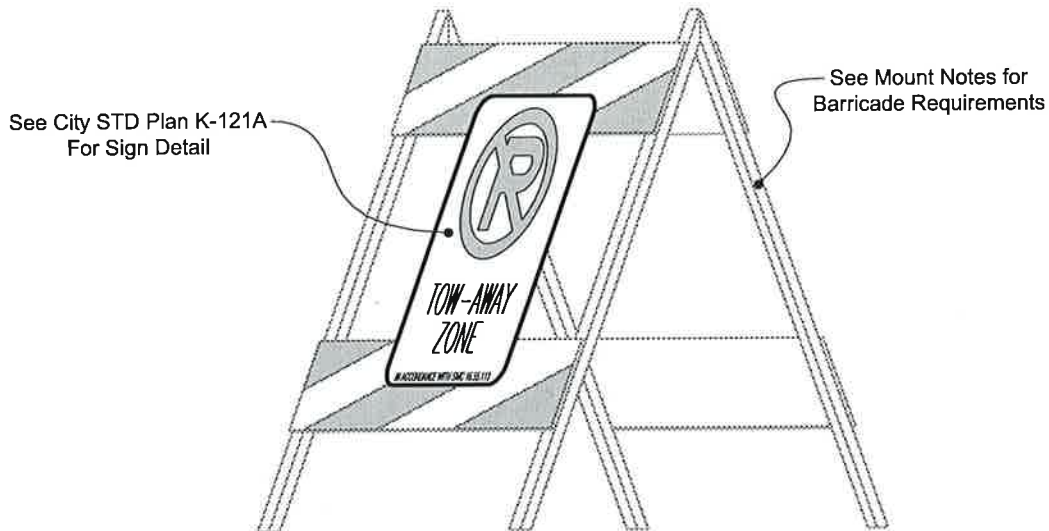
APPROVED BY

 DIRECTOR, ENGINEERING SERVICES TOM L. ARNOLD, P.E.

 PRINCIPAL ENGINEER, DESIGN GARY S. NELSON, P.E.

ADOPTED: 01/1988
 REVISED: 05/2007
 SUPERSEDES: 04/2006
 CHECKED BY: GTO
 SCALE: NTS
 DWG/REV. BY: CVH

STRIPING TEMPORARY 4 LANES	 ENGINEERING SERVICES CITY OF SPOKANE, WASHINGTON	STANDARD PLAN No. K-120



NOTES:

SIGN(S)

1. SIGN SHALL BE R8-320B AND FABRICATION SHALL BE IN ACCORDANCE WITH CITY STANDARDS FOR LEGEND, LAYOUT AND COLORS. (SEE STD PLAN K-121A)
2. SIGN PLATE(S) SHALL BE 0.080 ALUMINUM WITH TYPE III RETROREFLECTIVE SHEETING.


MOUNT(S)


ACCEPTABLE MOUNTS ARE:

- A. TYPE I BARRICADES THAT MEET OR EXCEED ALL REQUIRED MUTCD SPECIFICATIONS & NCHRP 350 OR
- B. TYPE II BARRICADES THAT MEET OR EXCEED ALL REQUIRED MUTCD SPECIFICATIONS & NCHRP 350

GENERAL

1. ASSEMBLIES SHALL CONSIST OF ONE SIGN AND ONE MOUNT.
2. ASSEMBLIES SHALL NOT EXCEED 100 FOOT SPACINGS, UNLESS APPROVED IN WRITING BY THE TRAFFIC ENGINEER. DEPENDING ON LOCALIZED CONDITIONS (CROSS STREETS, ALLEYS, HORIZONTAL AND/OR VERTICAL CURVES, ETC.) THE CONTRACTOR SHALL DETERMINE THE NEED FOR ADDITIONAL ASSEMBLIES. DEPENDING ON LOCALIZED CONDITIONS, THE CITY AT ITS DISCRETION, CAN REQUIRE THE CONTRACTOR TO PROVIDE ADDITIONAL ASSEMBLIES.
3. THE CITY AT ITS DISCRETION, CAN REQUIRE THE CONTRACTOR TO PROVIDE ADDITIONAL WEIGHTING OR THE REPLACEMENT OF AN ASSEMBLY WITH A LARGER ASSEMBLY, IF THERE IS SUFFICIENT REASON (I.E.. WIND, VANDALISM, ETC.)


<p>APPROVED BY</p> <p><i>Eldon Brown</i></p> <p>ACTING DIRECTOR, ENGINEERING SERVICES ELDON W. BROWN, P.E.</p> <p><i>Gary S. Nelson</i></p> <p>PRINCIPAL ENGINEER, DESIGN GARY S. NELSON, P.E.</p>	<p>ADOPTED: 03/1999</p> <p>REVISED: 01/2008</p> <p>SUPERSEDES: 05/2007</p> <p>CHECKED BY: GTO</p> <p>SCALE: NTS</p> <p>DWG/REV. BY: CVH/SRM</p>	<p>BARRICADE, NO PARKING</p> <p>TEMPORARY</p>
		
		<p>ENGINEERING SERVICES</p> <p>CITY OF SPOKANE, WASHINGTON</p>
		<p>STANDARD PLAN No. K-121</p>






R8-320B

REMOVABLE PLACARDS
 DATE: 6.0"X 3.5". HEIGHT
 OF TEXT 2.5". TIME: 2.5"X
 3". HEIGHT OF TEXT 2.5".

REQUIRED NOTE ON BOTTOM OF SIGN.
 LETTER HEIGHT 0.5"



<p>APPROVED BY</p>  <p>DIRECTOR, ENGINEERING SERVICES P. MIKE TAYLOR, P.E.</p>  <p>PRINCIPAL ENGINEER, DESIGN GARY S. NELSON, P.E.</p>	<p>ADOPTED: 11/2004 REVISED: 09/2010 SUPERSEDES: 05/2007 CHECKED BY: GTO/JAG SCALE: NTS DWG/REV. BY: CVH/MBM</p>	<p>NO PARKING SIGNS TEMPORARY</p>  <p>ENGINEERING SERVICES CITY OF SPOKANE, WASHINGTON</p> <p>STANDARD PLAN No. K-121A</p>
---	---	---