



SPOKANE FIRE DEPARTMENT

SPOKANE FIRE PREVENTION



2026 YEAR-TO-DATE DATA
JANUARY–MAY 2026



PREVENTING FIRES.

PROTECTING LIVES.

STRENGTHENING OUR COMMUNITY.





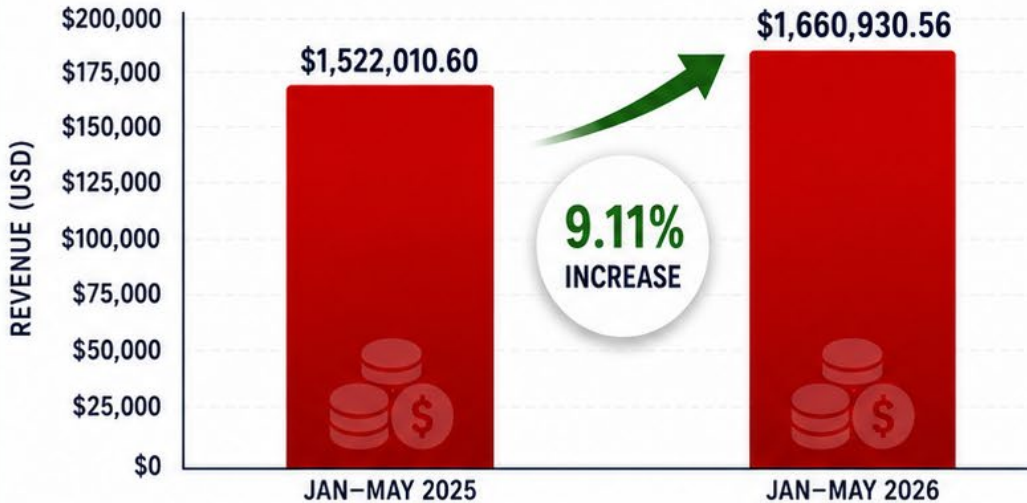
ADMINISTRATIVE DATA



TOTAL REVENUE COMPARISON

JANUARY–MAY 2025 VS. JANUARY–MAY 2026

TOTAL INCREASE
\$138,919.96
9.11% ↑

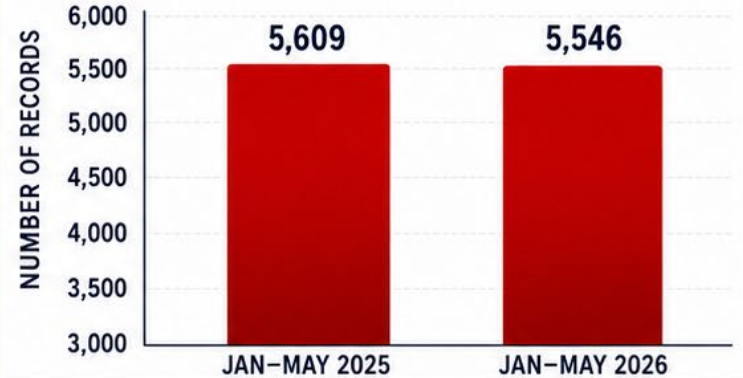


MONTHLY REVENUE BREAKDOWN (USD)

JANUARY–MAY 2025		JANUARY–MAY 2026	
JANUARY 2025	\$142,225.19	JANUARY 2026	\$126,688.82
FEBRUARY 2025	\$147,220.48	FEBRUARY 2026	\$126,204.87
MARCH 2025	\$152,743.84	MARCH 2026	\$186,943.93
APRIL 2025	\$149,512.97	APRIL 2026	\$155,351.75
MAY 2025	\$100,308.12	MAY 2026	\$137,864.18
TOTAL	\$1,522,010.60	TOTAL	\$1,660,930.56



PERMIT RECORDS CREATED



DECREASE OF
63 RECORDS

↓ **1.12%**

DECREASE FROM
JAN–MAY 2025
TO JAN–MAY 2026



REVENUE INCREASED

\$138,919.96

JAN–MAY 2025 → JAN–MAY 2026



REVENUE GROWTH

9.11%

GROWTH YEAR OVER YEAR



WHY REVENUE INCREASED

Increased revenue is due to additional efforts initiated in March by our administrative team to collect outstanding fees.



SUPPORTING PUBLIC SAFETY THROUGH PREVENTION, EDUCATION,
AND COMMUNITY PARTNERSHIP



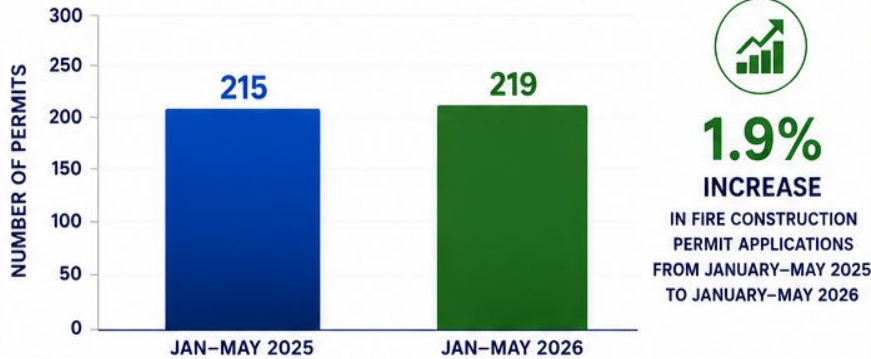


PERMIT & PLAN REVIEW PERFORMANCE

HIGHER DEMAND. FEWER STAFF. UNBEARABLE DELAYS FOR OUR COMMUNITY.

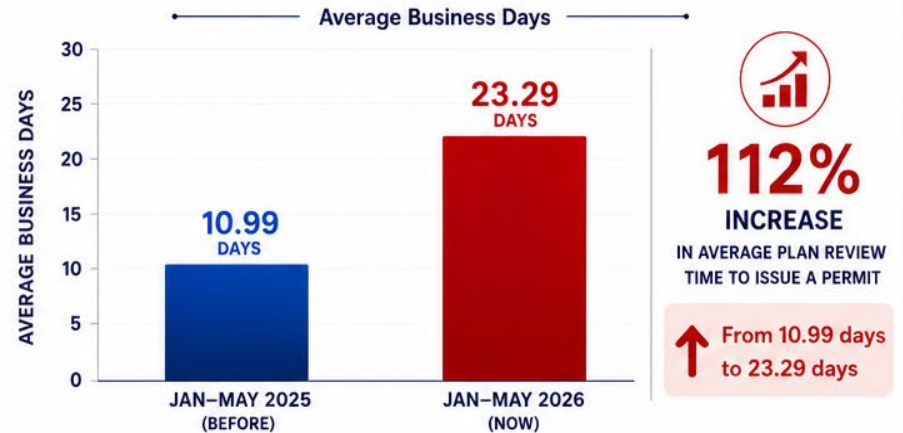
FIRE CONSTRUCTION PERMIT APPLICATIONS

January–May 2025 vs January–May 2026



219 fire construction permit applications received January–May 2026.
215 fire construction permit applications received January–May 2025.

AVERAGE PLAN REVIEW TIME TO ISSUE A PERMIT



Average plan review time has increased from 10.99 business days to 23.29 business days, an increase of 112%.

PENDING PLAN REVIEW (AS OF TODAY)



69 FIRE CONSTRUCTION PERMITS PENDING PLAN REVIEW

Of the 219 applications received January–May 2026, 69 are still in “plan review”.



These pending reviews represent projects delayed, inspections delayed, and added burden on our community and development partners.

STAFFING IMPACT: FEWER PEOPLE, LONGER DELAYS, WEAKER CONNECTIONS

FIRE PROTECTION ENGINEERS

LAST YEAR (2025)

2

FIRE PROTECTION ENGINEERS



THIS YEAR (2026)

1

FIRE PROTECTION ENGINEER



OUR ONLY FIRE PROTECTION ENGINEER WAS MOVED FROM THE FIRE DEPARTMENT TO THE BUILDING DEPARTMENT.



THE IMPACT IS UNBEARABLE.



Significant delays in permit plan review times.



Strained communication and weaker connection with our fire protection engineer.



Delays are impacting developers, contractors, and our community—causing project slowdowns, increased costs, and frustration.



DEMAND IS GROWING. STAFFING IS SHRINKING. DELAYS ARE HURTING OUR COMMUNITY.



WE NEED THE RESOURCES TO KEEP SPOKANE MOVING.



DEPUTY FIRE MARSHAL INSPECTION DATA

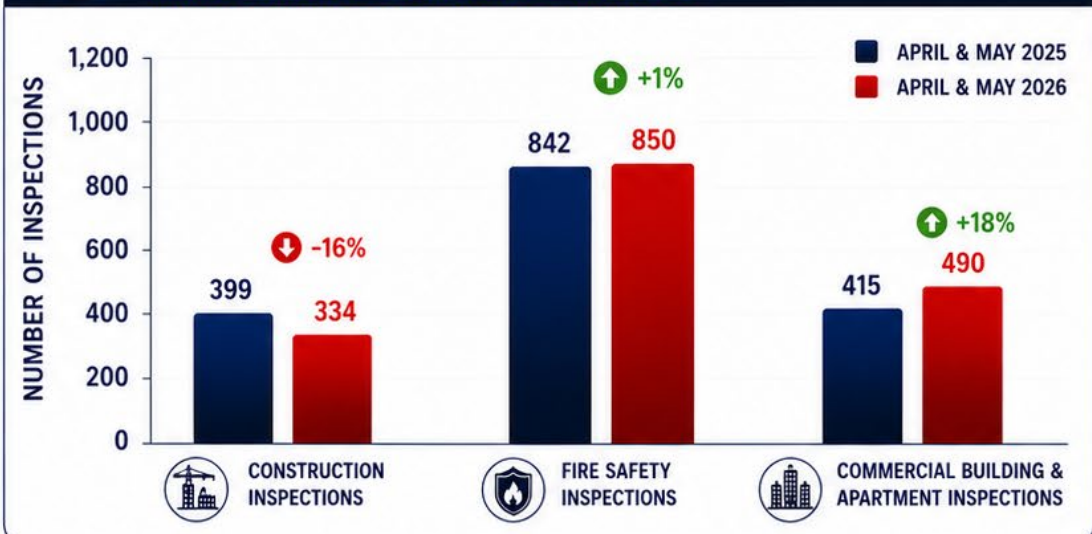


INSPECTION PERFORMANCE (APRIL & MAY 2026 vs. APRIL & MAY 2025)

	APRIL & MAY 2025	APRIL & MAY 2026	CHANGE
Total Inspections	1,540	1,647	7%
Inspectors	9	7	-22%
Inspections Per Day	42.78	45.75	7%
Average Hours Per Inspection	1,01	0.62	-39%
Total Inspection Hours	1,516.33	1,016.70	-33%



INSPECTIONS COMPLETED BY CATEGORY APRIL & MAY 2026 vs. APRIL & MAY 2025



HIGHER WORKLOAD WITH FEWER INSPECTORS



22% FEWER INSPECTORS
9 Inspectors → 7 Inspectors



7% MORE INSPECTIONS COMPLETED
1,540 → 1,647 inspections



37% MORE WORKLOAD PER INSPECTOR

2025	2026
171 INSPECTIONS PER INSPECTOR	235 INSPECTIONS PER INSPECTOR



STAFFING SHORTAGE IMPACTING OPERATIONS

Staff are working extremely hard to maintain service levels, but the workload increase and staffing reductions are creating operational strain and sustainability concerns.



Staff are working extremely hard to maintain service levels, but the workload increase and staffing reductions are creating operational strain and sustainability concerns.



PREVENTING FIRES. PROTECTING LIVES.



COMMUNITY RISK REDUCTION



COMMUNITY OUTREACH EVENTS

	CAREER FAIRS	3
	COMMUNITY SAFETY EVENTS / TRADE SHOWS	10
	SMOKE ALARM INSTALL EVENTS	10
	STATION TOURS / PRESENTATIONS	20
	PREPAREDNESS MEETINGS & CONFERENCES	6+



BUILDING CONNECTIONS. **MAKING OUR COMMUNITY SAFER.**



SPRING SMOKE ALARM BLITZ

WORKING TOGETHER FOR A SAFER COMMUNITY



SMOKE ALARMS SAVE LIVES. TOGETHER, WE MAKE OUR COMMUNITY SAFER.

	33	VOLUNTEERS
	11	INSTALLATION TEAMS
	450	HOMES VISITED
	47	HOMES RECEIVED ALARMS
	189	SMOKE/CO ALARMS INSTALLED



THANK YOU TO OUR VOLUNTEERS AND PARTNERS!



EDUCATION PROGRAMS (JANUARY–PRESENT 2026)

	CHILDREN'S FIRE SAFETY HOUSE (3rd & 4th Grade)
	<ul style="list-style-type: none"> • 13 schools • 58 classes • 60-minute structured curriculum
	SOUND OFF WITH THE HOME FIRE SAFETY PATROL (1st & 2nd Grade)
	<ul style="list-style-type: none"> • 12 schools • 53 classes • 30-minute structured curriculum

PROGRAMS	JAN–PRESENT 2026
SCHOOL VISIT DAYS	28 DAYS
TOTAL SCHOOLS REACHED	25 SCHOOLS
TOTAL CLASSES REACHED	111 CLASSES



111+
CLASSES REACHED
across elementary grades in [January–Present 2026](#)

EDUCATING |
 EMPOWERING |
 INSPIRING |
 BUILDING SAFER COMMUNITIES

TOGETHER, WE MAKE A DIFFERENCE.



COMMUNITY PARTNERSHIPS

* American Red Cross | * National Fire Protection Association | * Avista | * Gesa Credit Union
* Spokane Regional Health District | * COPS West | * Schools, Community Organizations, and many more



PREVENTING FIRES. PROTECTING LIVES. STRENGTHENING OUR COMMUNITY.





SPECIAL INVESTIGATIONS



50
SIU RESPONSES
JAN-MAY 2026

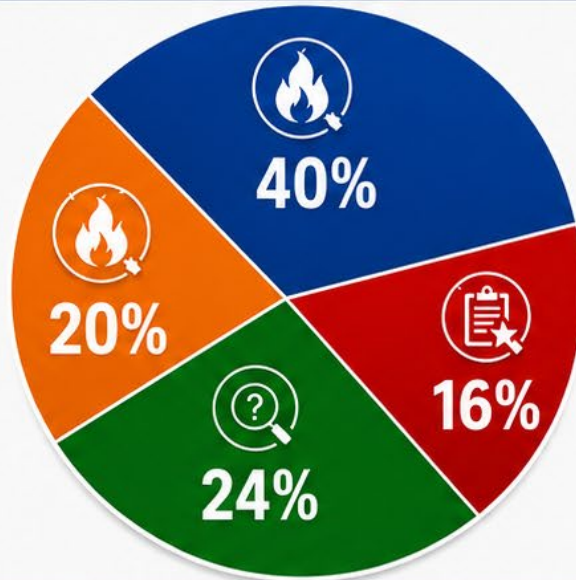


14
SPD ASSISTED
RESPONSES
JAN-MAY 2026



FIRE CAUSE ANALYSIS

— UNDERSTANDING CAUSES. PREVENTING FIRES. —



ACCIDENTAL

Unintentional actions or events that lead to fires.



INCENDIARY

Fires intentionally set by individuals.



UNDETERMINED

Cause could not be determined after investigation.



SPECIAL INVESTIGATIONS

Investigations other than fire causation.

2026 SIU RESPONSES & CAUSATIONS

MONTH	SIU RESPONSES	SPD RESPONSE	INCENDIARY	ACCIDENTAL	UNDETERMINED	SPECIAL INVESTIGATIONS
JANUARY	9	1	1	5	1	2
FEBRUARY	9	0	0	7	0	2
MARCH	11	4	3	3	3	2
APRIL	14	6	5	3	4	2
MAY	7	3	1	2	4	0
2026 TOTALS	50	14	10	20	12	8



ANALYZE. LEARN. PREVENT.
Working together for a safer community.





WILDLAND MITIGATION



MITIGATION ACTIVITIES

BUILDING RESILIENCE. REDUCING RISK. PROTECTING OUR COMMUNITY.



10

COMMUNITY EVENTS



20

HOME IGNITION ZONE



5

SCWMC MEETINGS



Leadership role in regional wildfire mitigation efforts



Coordination with local fire districts, HOAs, and landowners



Grant-funded projects through CWDG and partner support



Collaborating across partners to strengthen community resilience



PROJECT HIGHLIGHTS

✓ **484** acres of fuels reduction completed across city, private, HOA and railroad properties to reduce wild-fire risk and protect our community.

✓ **500** deciduous plants planted on South Hill Bluff.



ACRES TREATED

MAKING OUR COMMUNITY SAFER & GREENER



484

TOTAL ACRES TREATED JANUARY-MAY 2026



500

DECIDUOUS PLANTS PLANTED ON SOUTH HILL BLUFF



BUILDING RESILIENCE. REDUCING RISK. PROTECTING OUR COMMUNITY.





SUMMARY & KEY HIGHLIGHTS



ADMINISTRATIVE REVENUE



\$138,919.96
TOTAL INCREASE
(9.11%)

Revenue increased compared to April–May 2025.



Increased collection efforts improved recovery of outstanding fees.



5,546
PERMIT RECORDS PROCESSED
April–May 2026



PLAN REVIEW



AVERAGE PLAN REVIEW TIME TO ISSUE A PERMIT

10.99 → **23.29**
BUSINESS DAYS → BUSINESS DAYS
APRIL–MAY 2025 → APRIL–MAY 2026



112%
INCREASE IN PLAN REVIEW TIME



69 construction permits remain pending in plan review, delaying inspections and projects.



DEPUTY FIRE MARSHAL INSPECTIONS



22%
FEWER EMPLOYEES

9 Inspectors → 7 Inspectors



37% MORE WORKLOAD PER INSPECTOR



Increased workload with fewer inspectors is creating operational strain and sustainability concerns.



COMMUNITY RISK REDUCTION



49 COMMUNITY OUTREACH EVENTS, PRESENTATIONS & PREPAREDNESS ACTIVITIES



111+ ELEMENTARY SCHOOL CLASSES REACHED THROUGH FIRE SAFETY EDUCATION



189 SMOKE/CO ALARMS INSTALLED THROUGH SPRING SMOKE ALARM BLITZ



Building connections and empowering our community to live safer every day.



SPECIAL INVESTIGATIONS



50 SIU RESPONSES JAN–MAY 2026



14 SPD ASSISTED RESPONSES JAN–MAY 2026



Proactive investigations and prevention efforts help keep our community safe.



WILDLAND MITIGATION



484 ACRES OF FUELS REDUCTION COMPLETED JANUARY–MAY 2026



LEADERSHIP ROLE IN REGIONAL WILDFIRE MITIGATION EFFORTS



Building resilience, reducing risk, and protecting our community.

ACRES TREATED BY MONTH

JANUARY	257.5
FEBRUARY	42
MARCH	42.5
APRIL	42
MAY	100

500 DECIDUOUS PLANTS PLANTED ON SOUTH HILL BLUFF



BUILDING RESILIENCE. REDUCING RISK. PROTECTING OUR COMMUNITY.

