


Citywide Capital Improvement Program



2015-2020



Acknowledgements

City of Spokane Mayor
David Condon

City of Spokane Council President
Ben Stuckart

Plan Commission President
Dennis Delwo

Capital Facilities Technical Team

The technical team wishes to acknowledge the many individuals and departments who contributed to the preparation of this document.

The Capital Improvement Program is an implementing strategy of the Capital Facilities Plan of Spokane's Comprehensive Plan. This Program is developed in compliance with the Washington State Growth Management Act.

City of Spokane
808 W Spokane Falls Blvd
Spokane Washington 99201

www.spokanecity.org

Date Created: September 12, 2014

Table of Contents

Chapter 1		
Introduction	iii	
Chapter 2: Department Reports		
Section 1	Asset Management	1
Section 2	Criminal Justice	136
Section 3	Fire	140
Section 4	Fleet Services	159
Section 5	Information Technology	165
Section 6	Library	171
Section 7	Municipal Court	179
Section 8	Neighborhood Services	183
Section 9	Parks & Recreation	186
Section 10	Police	310
Section 11	Solid Waste Disposal	368
Section 12	Solid Waste Collection	397
Section 13	Street Department	418
Section 14	Wastewater Management	628
Section 15	Water	814
Chapter 3: Hold for Future		
Appendix		

CHAPTER 1

Introduction

Washington State Growth Management Act

The State Legislature recognized that uncoordinated and unplanned growth, together with a lack of common goals, could impact the environment and effect economic development and the high quality of life of Washington citizens. To respond to mounting citizen concerns and to address the problem of uncontrolled growth, the 1990 Legislature adopted the Growth Management Act. The primary goals of the act included the following:

- Conservation of timber, agricultural and mineral resource lands.
- Protection of critical areas.
- Planning coordination among neighboring jurisdictions.
- Consistency of capital facilities, utilities, and transportation plans with land use plans.
- Early and continuous public participation in the planning process

The basic objective of the growth management legislation is to guide and encourage local governments in assessing their goals, evaluating their community assets, writing comprehensive plans, and implementing those plans through regulations and innovative techniques that effectuate their future vision.

Capital Facilities Plan Element of the Comprehensive Plan

The purpose of capital facilities planning is to provide adequate public facilities to serve existing and new development, to reduce the cost of serving new development with public facilities, and to ensure that these facilities will be in place when development occurs. Capital Facilities include roads, bridges, sewer, water and storm water facilities, solid waste facilities, public buildings, parks and recreation facilities.

To provide for capital facility needs, the State of Washington's Growth Management Act RCW 36.70A.070 requires that each jurisdiction prepare a capital facilities plan element in their comprehensive plan consisting of:

- An inventory of existing capital facilities owned by public entities, showing the locations and capacities of the capital facilities;
- A forecast of the future needs for such capital facilities;
- **The proposed locations and capacities of expanded or new capital facilities;**
- **At least a six-year program that will finance such capital facilities within projected funding capacities and clearly identifies sources of public money for such purposes;** and
- A requirement to reassess the land use element if probable funding falls short of meeting existing needs and to ensure that the land use element, capital facilities plan element, and financing plan within the capital facilities plan element are coordinated and consistent.

This document is intended to address meets the bolded elements above.

City of Spokane's Approach to Capital Facilities Plan

The capital facilities plan implements the land use element of the comprehensive plan, and these two elements, along with the financing plan within the capital improvement program, must be coordinated and consistent. The GMA also requires a separate transportation element. (<http://www.mrsc.org/subjects/planning/capfacilities.aspx>)

Capital facilities include property, buildings (fire stations, buildings etc), open spaces, roadways, sewer plants and facilities including pipes in the ground and electrical wiring, solid waste trucks and disposal sites. A capital facility can also be major communication or computer systems. All cities own property, equipment and buildings. Without capital investments, cities could not provide necessary services. Cities usually acquire property and build the structures that are needed, but they may also purchase existing structures and renovate.

For the City of Spokane's Comprehensive Plan, the Capital Facilities Plan (CFP) for transportation can be found in Chapter 4 and for other capital facilities and utilities can be found in chapter 5. The CFP establishes the City's long-range program to address needs.

While the Land Use Element of the Comprehensive Plan articulates the vision and goals for how Spokane will develop, the Capital Improvement Program is the implementation tool that fulfills the goals and vision of the Comprehensive Plan. The Capital Improvement Program is the critical link between comprehensive planning and projects being constructed. Within the Capital Facilities Plan, implementation of the Comprehensive Plan is described through:

- Established levels of service for various public facilities and services;
- How certain undeveloped areas will develop based on type of public facilities extended;
- How coordination with adjacent jurisdictions will occur; and
- How coordination with other agencies that provide public facilities and services such as school districts, utilities, transit services will occur.

Relationship of the Citywide Capital Improvement Program to Goals and Policies of Comprehensive Plan

The Citywide Capital Improvement Program (CIP) is a six year plan of capital projects with estimated costs and proposed methods of financing that is updated annually.

In 2011, City Council adopted ordinance C34747 which established the annual update of a Citywide Six-Year Capital Improvement Program, a copy can be found the in appendix. The ordinance further directed that the Citywide CIP be reviewed by the Plan Commission for consistency with the Comprehensive Plan and by presented to Council by June of each year.

In 2012, using the State Community Trade & Economic Development (CTED) Capital Facilities Planning Tool User Guide as a resource and other existing models, City staff created 10 needs assessment questions to be used to relate each proposed capital project to the pertinent goals and policies in the Comprehensive Plan. (The CTED Decision Matrix is a set of questions

which were developed to help local agencies to help prioritize projects according to a pre-assigned set of criteria and were particularly valuable for comparing projects from different program categories.) Each proposed project in the Citywide CIP also includes a rationale statement that explains why this project is necessary.

Because the City Administration viewed the needs assessment questions as policy, the Mayor requested that City Council review and approve the needs assessment questions to be used in the development of the Draft 2015-2020 Citywide CIP. City Council also reviewed and approved a weighted scoring for the questions to help inform the City Administration as they developed the draft. The following were used to help inform the process.

2015-2020 Needs assessment for City Wide Projects as approved by City Council

1. Does the project or item meet the goals of the Comprehensive Plan?
 - Which of the goals does it meet?
2. Does the project or item satisfy Federal, State, County or City mandates or regulations? (IE by not performing this project, Federal or State money is withheld, laws violated, or concurrency issues arise)
 - State the mandate or regulation this project or item satisfies
3. Does this project decrease demand on operations and maintenance funding?
 - Explain how this approach decreases demand on maintenance and operations funding
4. Is the project integrated to benefit City functions?
 - Describe how the project is integrated to benefit City functions. (IE does the project also address of help another City function? An example would be if the Water Dept chose to place a new water line along a roadway that needs repair. This would be an integrated project in that the Street Dept benefits from the roadway being improved rather than the water line being placed in another roadway in better condition)
5. Does this project or item eliminate hazards or risks?
(Note: Must align with the Comprehensive Plan (IE the Comprehensive Plan prioritizes the need to create safe, walkable streets for pedestrians))
 - What hazards or risks does it eliminate
6. Does the project or item preserve or extend the life of an existing asset?
 - Explain how the life of an asset will be extended or preserved
7. Does the project or item increase infrastructure capacity to meet future growth needs?
 - Describe the increase. (Include current capacity, the proposed increase and how it relates to future growth)
8. Centers/Corridors, and the Targeted Areas are a priority for the City. Is the project located in one of the highlighted areas shown on the attached map? (Extra weight will be given to projects in the targeted areas, AND/OR centers and corridors)
9. Does the project increase or generate revenue?
 - State the amount of Revenue projected
 - State the amount of time it will take to generate the revenue stated above.
10. Does the project require additional FTE's or increased fixed costs?
 - State how many additional FTE's are needed and state the additional cost.
11. Does the project meet sustainability plan goals?
 - How many goals were met?
 - State how the project or item meets the goal(s) selected
12. Will the project or item be located within a CD neighborhood? (Attach a link to pull up the CD Neighborhood Map)

In summary, the process described qualitatively links each project in the Citywide CIP to pertinent goals and policies in the Comprehensive Plan. The project rationale justifies why the project was selected, and the needs assessment questions link the project to the Comprehensive Plan.

Population--The Citywide Capital Improvement Program (CIP) must use the same population projections used in other parts of the Comprehensive Plan. Internal consistency requires all elements of a Comprehensive Plan be based upon the same planning period and the same population projections. The State Office of Financial Management provides an annual estimate for the population of Washington cities. For 2013, the estimate for the City of Spokane is 211,000. Since no one within the City, County, Spokane Regional Transportation Council or State Office of Financial Management provides a six-year population projection for the City of Spokane, Capital Programs staff in conjunction with Planning staff developed a projection based on an average of the annual increase of Spokane's population from the 2000 census through 2010 and used this average annual increase to project a population increase of 6,831 for the years 2015 through 2020. To assure consistency throughout the Citywide CIP, this projected increase was provided to all program/project managers required to use Spokane's population as the demand population in their six-year need analysis .

Inventory--The Growth Management Act requires jurisdictions to prepare an inventory of City-owned buildings, facilities, and infrastructure. In past facility plans, the inventory information has not been consistent. To correct this deficiency, staff have redesigned the inventory format, added it to the Citywide CIP database, and will be phasing in the information during the comprehensive plan update that is currently underway and will be completed by 2017.

Other Jurisdictions Capital Facilities Programs--Although the City of Spokane provides many services to its residents it is not the only provider in Spokane. Capital facilities are owned by many other public providers including the Spokane and Mead School Districts, Spokane Transit Authority, and the Convention and Visitors Bureau.

The following links are provided as they become available from other jurisdictions and can direct you to the other jurisdictions capital programs. We are providing these links for informational purposes only. To review the external entities capital programs, access their websites accordingly:

- Spokane Transit Authority: <http://www.spokanetransit.com/about-sta/view/comprehensive-plan/>
- Spokane County: <http://www.spokanecounty.org/bp/data/Documents/CapFac/TOC.pdf>

As the largest city in Spokane County, the City of Spokane has taken the lead regarding economic development that benefits the entire county. The City has been active in the renovation of the downtown and in revitalization efforts in the University District, North Monroe, and Hillyard.

2015-2020 Citywide Capital Improvement Program Highlights

The Citywide Capital Improvement Program (CIP) is both a planning and financial document. It is a prioritization of the capital improvements the City intends to build in the next six years and a plan for how to pay for these improvements. The 2015-2020 Citywide CIP does not appropriate funds, but rather it functions as a budgeting tool, supporting the actual appropriations that are made through adoption of the budget. It is an important filter that demonstrates that the Capital Facilities Element of the Comprehensive Plan is financially realistic.

Internal Process

Development of a process to include all City departments with capital facilities into a capital improvement program began after adoption of the Citywide CIP ordinance. An internet-based database was created with input from Finance, Accounting, Planning, MIS, and Capital Program Department staff. Training for staff entering data or responsible for the capital facilities occurred in January of 2013. Information about the database was shared with the Mayor's Cabinet in February. The information for each capital improvement was entered for each participating department and reviewed through March 29th. The system was locked on March 29th and a first draft was prepared. The data was compiled and summary reports were shared with the Administration for review. City Council was briefed on the status of the Citywide CIP in April. On June 12th the Plan Commission will hold a workshop to review the draft document and on June 27th the draft Citywide CIP will be presented to Council during a Council Study Session. The Citywide CIP will remain in draft form until after the 2014 budget has been approved. Upon completion of the budgeting process, the Citywide CIP will be edited to reflect any impacts the 2015 budget has on the CIP and then sent to Council for final approval.

Structure of Document and Process

The major purpose of this document is to identify existing and future capital facilities needs including major maintenance, regulatory compliance, expansion and new facilities. The Citywide CIP is organized into Chapters, Sections and Subsections.

Chapters

Chapters are the major organization of the Citywide CIP. They categorize the data and ensure that all information required by the Capital Facilities Elements within the Comprehensive Plan is included in an orderly sequence within the Capital Facilities Program.

Chapter 1 Introduction

Chapter 2 Capital Improvement Program (subdivided by Departments)

FUTURE Chapter 3 Inventory of Public Facilities

Appendix

Sections

Sections are organized by department within Chapter 2 and are presented in alphabetical order.

- Asset Management
- Criminal Justice
- Fire
- Fleet Services
- Information Technology
- Library
- Municipal Court
- Neighborhood Services
- Parking
- Parks & Recreation
- Police
- Solid Waste Disposal
- Solid Waste Collection
- Streets
- Wastewater Management
- Water

Analysis Section

As the City grows there generally is an increase in demand for services and new facilities that may be needed to accommodate this increased demand. The City is committed to providing services for all City residences and providing for growth. In order to evaluate how the City accommodates growth and demand, Level of Service standards were developed. These measures help evaluate the success of providing for new service demands without reducing the service provided to existing residents.

Level of Service Standards

To implement the policies of the Spokane's Comprehensive Plan, the City has adopted Levels of Service (LOS) standards for capital facilities. The LOS measures the quality and quantity of existing and planned public facilities. Providers of capital facilities and services are requested to include an analysis discussion that evaluates how they are meeting the measurable LOS "objective" or standard. These standards have been adopted by the City Council as a commitment to maintain a specific level of service as the City grows. Most service providers have an established standard while others have a standard that is indicated, as "as needed".

Concurrency

The term concurrency is used in conjunction with Level of Service standards within the Capital Facilities Element of Spokane's Comprehensive Plan and requires that the public facilities and services necessary to support development shall be adequate to serve the development at the same time (concurrent to when) the development is available for occupancy or use, or within a reasonable time as approved by the City, without decreasing current service levels below locally established minimum standards.

Department	Level of Service (LOS) Standard
Emergency Medical Services	
Basic Life Support	6.5 minute response 80% of the time
Advanced Life Support (ALS)	8 minute response 80% of the time
Fire	
1 st Engine	7 minute response 80% of the time
1 st Ladder	8 minute response 80% of the time
Law Enforcement	1.5 Officers per 1000 residents
Libraries	3.25 books per person
Parks	
Neighborhood	1.17 acres per 1000 persons
Community	1.49 acres per 1000 persons
Major	2.59 acres per 1000 persons
Solid Waste	
Garbage	4.33 collections/household/month
Recycling	4.33 collections/household/month
Streets	
Signalized intersections	
Arterial, Downtown, CBD	LOS F, not to exceed 90 seconds of delay
Development Proposals	LOS F, not to exceed 85 seconds of delay
Principal or Minor Arterials	LOS E
Collector Arterials	LOS D
Unsignalized Intersections	LOS E
Wastewater Management	
Stormwater	10 year design storm for public right of way
Stormwater	Prevent flooding of property in a 25 yr storm
Stormwater	Prevent damage to building in a 100 yr storm
Sewage	100 gallons per capita per day
Water	Minimum pressure of 45 psi

2015-2020 Citywide Capital Improvement Program

Planning for adequate capital facilities is an important City activity and as a major land owner, property must be maintained properly and major renovations planned and budgeted. New facilities must also be planned and budgeted responsibly, evaluated and balanced with all other City needs. This chapter identifies future projects and describes how they will be budgeted. The Citywide Capital Improvement Program (CIP) is not just a wish list as it also includes a funding and financing plan.

An overview of the entire City is represented in the Spending by Department Summary and Spending by Funding Type Summary. Following the overview, department information is divided into sections. Department information includes a department description, funding summary, and reports for each project. Each capital project has a "spending plan" that identifies revenue sources for projects and when the funds are anticipated to be expended.

Department Description

At the beginning of each Section is a description of each department: their goals, services provided, background and required level of service.

Department Summary

A financial summary illustrates spending and lists proposed projects that are alphabetized by category.

Proposed Projects

Project Reports, located at the end of each Department Section, describe new and ongoing projects for the six-year period 2015-2020.

Project Report Template

Staff used a web-based application to create the Project Reports used in the Citywide CIP. The application format enables the material submitted by the departments to be standardized regardless of the type of projects.

Maintenance Costs

Included in the Project Report is a table to estimate maintenance costs for the project. Routine maintenance of capital facilities, buildings and infrastructure has an impact on a department's operating budget, thus routine maintenance cost for each proposed new or ongoing project should be identified and considered as a component of a project's overall cost. The information is not include in the overall project costs, but is included for general information.

Spending and Funding

Included for each project is Total Project Spending (prior years plus a breakdown of the individual years 2015-2020). The funding source is identified in a similar fashion, funding to date and estimated funding for the individual years. The status of the funds refers to different levels of financial commitment currently secured for the project. Funds that are awarded or encumbered are shown in black; all other funding is shown in red.

What is a Capital Improvement Program (CIP) Project?

Required content:

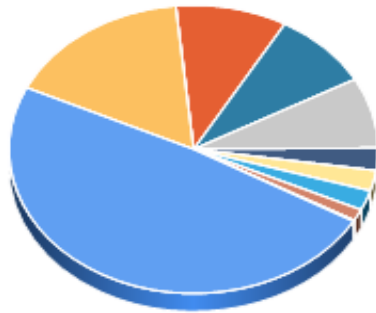
- Identifies a specific physical improvement
- Specifies the time for construction; and
- Identifies the specific source of funding

Definition of a Capital Project

- A tangible asset
- Have a useful life of 5 years or more
- Has a value of \$60,000 or more
- Meets the goals, policies or level of service of the Comprehensive Plan

Spending by Department Summary

Department	2015	2016	2017	2018	2019	2020	Total
Asset Management	\$ 14,692,399	\$ 16,920,772	\$ 15,186,885	\$ 5,911,880	\$ 9,209,652	\$ 11,505,900	\$ 73,427,488
Fire	\$ 3,321,759	\$ 3,598,084	\$ 3,127,152	\$ 2,696,880	\$ 3,106,774	\$ 3,401,608	\$ 19,252,257
Information Technology	\$ 200,000	\$ 100,000	\$ 100,000	\$ 100,000	\$ 0	\$ 0	\$ 500,000
Library	\$ 600,000	\$ 0	\$ 0	\$ 0	\$ 0	\$ 0	\$ 600,000
Parks and Recreation	\$ 2,069,000	\$ 59,740,771	\$ 4,067,500	\$ 3,360,000	\$ 2,552,000	\$ 10,759,000	\$ 82,548,271
Police	\$ 7,730,000	\$ 4,235,400	\$ 2,784,000	\$ 1,688,000	\$ 1,363,000	\$ 1,213,000	\$ 19,013,400
Solid Waste Disposal	\$ 5,000,000	\$ 2,900,000	\$ 1,000,000	\$ 0	\$ 0	\$ 2,000,000	\$ 10,900,000
Solid Waste Collection	\$ 4,314,800	\$ 3,721,280	\$ 5,038,408	\$ 3,467,249	\$ 2,308,974	\$ 2,315,000	\$ 21,165,711
Streets	\$ 30,745,418	\$ 42,031,119	\$ 27,379,328	\$ 9,746,661	\$ 20,843,354	\$ 7,855,344	\$ 138,601,224
Wastewater Management	\$ 84,227,000	\$ 122,746,850	\$ 104,555,000	\$ 60,521,000	\$ 26,812,000	\$ 11,910,000	\$ 410,771,850
Water	\$ 15,809,000	\$ 10,094,000	\$ 11,503,000	\$ 9,690,000	\$ 12,390,000	\$ 7,410,000	\$ 66,896,000
Total	\$ 168,709,376	\$ 266,088,276	\$ 174,741,273	\$ 97,181,670	\$ 78,585,754	\$ 58,369,852	\$ 843,676,201



CHAPTER 2

Capital Improvement Program

(subdivided by Departments)

ASSET MANAGEMENT

Asset Management

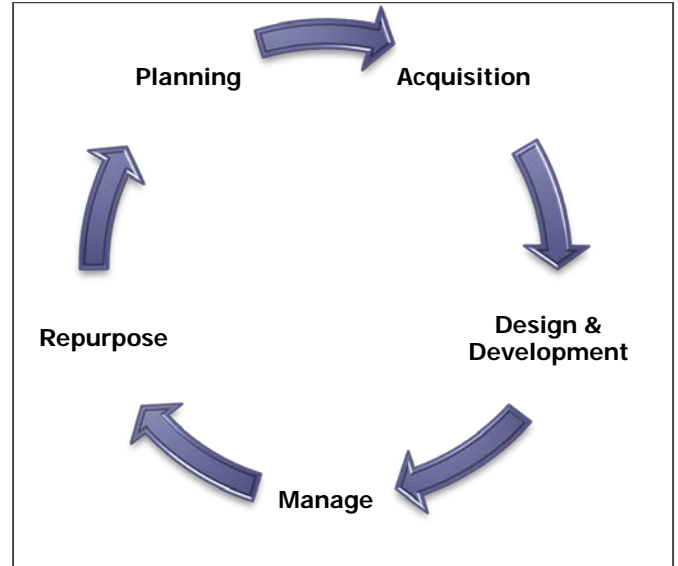
Department Overview

The City of Spokane's Asset Management Program is an integrated approach involving planning, programming, finance, engineering, maintenance and operations. Our focus is oriented toward effectively managing infrastructure to maximize benefits, reduce risk and to provide reliable levels of service to community users.

Asset Management is composed of five departments:

- Real Estate
- Construction and Project Management
- Facilities Management and Maintenance
- Parking
- Facilities Capital Planning

Our team is dedicated to developing long-term, well planned growth and infrastructure strategies that encompass planning, acquisition, maintenance and repurposing/liquidation. In addition, Asset Management is committed to building efficiencies and solutions through continuous innovation and training.



Contact Information

Name	Title	Telephone	email
Mike Werner	Asset Management Director	625-6286	mwerner@spokanecity.org

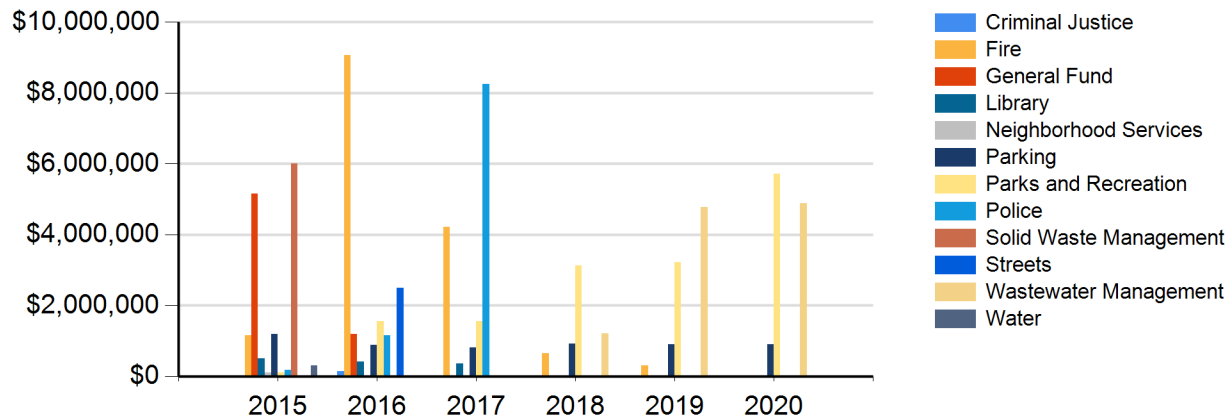
Background

The Asset Management group was established in Q4 of 2012 as a part of the Asset Management Department, within the Business and Developer Services Division.

Spending by Category Summary

Asset Management

Category	2015	2016	2017	2018	2019	2020	Total
Criminal Justice	\$0	\$140,000	\$0	\$0	\$0	\$0	\$140,000
Fire	\$1,154,719	\$9,071,092	\$4,218,705	\$652,200	\$310,882	\$0	\$15,407,598
General Fund	\$5,160,000	\$1,200,000	\$0	\$0	\$0	\$0	\$6,360,000
Library	\$500,000	\$411,000	\$350,000	\$0	\$0	\$0	\$1,261,000
Neighborhood Services	\$100,000	\$0	\$0	\$0	\$0	\$0	\$100,000
Parking	\$1,187,680	\$887,680	\$812,680	\$912,680	\$900,000	\$900,000	\$5,600,720
Parks and Recreation	\$110,000	\$1,561,000	\$1,555,500	\$3,136,000	\$3,214,770	\$5,720,900	\$15,298,170
Police	\$180,000	\$1,150,000	\$8,250,000	\$0	\$0	\$0	\$9,580,000
Solid Waste Management	\$6,000,000	\$0	\$0	\$0	\$0	\$0	\$6,000,000
Streets	\$0	\$2,500,000	\$0	\$0	\$0	\$0	\$2,500,000
Wastewater Management	\$0	\$0	\$0	\$1,211,000	\$4,784,000	\$4,885,000	\$10,880,000
Water	\$300,000	\$0	\$0	\$0	\$0	\$0	\$300,000
Total	\$14,692,399	\$16,920,772	\$15,186,885	\$5,911,880	\$9,209,652	\$11,505,900	\$73,427,488



Funding Summary by Project

Asset Management

Criminal Justice									
Project Name	Funding Source	To Date	2015	2016	2017	2018	2019	2020	Project Total
Offices for Prosecutors	Unknown	\$0	\$0	\$140,000	\$0	\$0	\$0	\$0	\$140,000
	Total	\$0	\$0	\$140,000	\$0	\$0	\$0	\$0	\$140,000
Category Total		\$0	\$0	\$140,000	\$0	\$0	\$0	\$0	\$140,000
Fire									
Project Name	Funding Source	To Date	2015	2016	2017	2018	2019	2020	Project Total
Complete Construction of Fire Station 6	Unknown	\$0	\$0	\$1,700,000	\$0	\$0	\$0	\$0	\$1,700,000
	Total	\$0	\$0	\$1,700,000	\$0	\$0	\$0	\$0	\$1,700,000
Construct an extension to the existing burn building	Unknown	\$0	\$0	\$1,733,582	\$0	\$0	\$0	\$0	\$1,733,582
	Total	\$0	\$0	\$1,733,582	\$0	\$0	\$0	\$0	\$1,733,582
Construction of apparatus storage facility.	Unknown	\$0	\$0	\$1,845,543	\$0	\$0	\$0	\$0	\$1,845,543
	Total	\$0	\$0	\$1,845,543	\$0	\$0	\$0	\$0	\$1,845,543
Construction of new Fire Station (first station)	Unknown	\$0	\$0	\$0	\$2,819,192	\$0	\$0	\$0	\$2,819,192
	Total	\$0	\$0	\$0	\$2,819,192	\$0	\$0	\$0	\$2,819,192
HVAC and upgrades at Fire Station #1	Unknown	\$0	\$0	\$2,015,298	\$0	\$0	\$0	\$0	\$2,015,298
	Total	\$0	\$0	\$2,015,298	\$0	\$0	\$0	\$0	\$2,015,298
Land for Future Fire Station (first station)	Unknown	\$0	\$0	\$0	\$279,903	\$0	\$0	\$0	\$279,903
	Total	\$0	\$0	\$0	\$279,903	\$0	\$0	\$0	\$279,903
Priority 1 items for Fire facilities	Known	\$0	\$126,571	\$254,358	\$521,760	\$0	\$0	\$0	\$902,689
	Total	\$0	\$126,571	\$254,358	\$521,760	\$0	\$0	\$0	\$902,689
Priority 2 repairs items for Fire facilities	Unknown	\$0	\$0	\$257,076	\$0	\$0	\$0	\$0	\$257,076
	Total	\$0	\$0	\$257,076	\$0	\$0	\$0	\$0	\$257,076
Priority 3 repairs items for Fire facilities	Unknown	\$0	\$0	\$0	\$597,850	\$652,200	\$102,178	\$0	\$1,352,228
	Total	\$0	\$0	\$0	\$597,850	\$652,200	\$102,178	\$0	\$1,352,228
Priority 4 repair items for Fire facilities	Unknown	\$0	\$0	\$0	\$0	\$0	\$208,704	\$0	\$208,704
	Total	\$0	\$0	\$0	\$0	\$0	\$208,704	\$0	\$208,704

Fire (continued)									
Project Name	Funding Source	To Date	2015	2016	2017	2018	2019	2020	Project Total
Replacement of Network Switch at the Training/EOC Center	Unknown	\$0	\$58,000	\$0	\$0	\$0	\$0	\$0	\$58,000
	Total	\$0	\$58,000	\$0	\$0	\$0	\$0	\$0	\$58,000
UPS (uninterrupted power supply) upgrade at the CCB	9-1-1	\$0	\$345,802	\$0	\$0	\$0	\$0	\$0	\$345,802
	CCB	\$0	\$194,573	\$0	\$0	\$0	\$0	\$0	\$194,573
	CCC	\$0	\$350,150	\$0	\$0	\$0	\$0	\$0	\$350,150
	City MIS	\$0	\$79,623	\$0	\$0	\$0	\$0	\$0	\$79,623
	Unknown	\$0	\$0	\$1,265,235	\$0	\$0	\$0	\$0	\$1,265,235
	Total	\$0	\$970,148	\$1,265,235	\$0	\$0	\$0	\$0	\$2,235,383
Category Total		\$0	\$1,154,719	\$9,071,092	\$4,218,705	\$652,200	\$310,882	\$0	\$15,407,598

General Fund									
Project Name	Funding Source	To Date	2015	2016	2017	2018	2019	2020	Project Total
City Generator Power	Unknown	\$0	\$0	\$1,000,000	\$0	\$0	\$0	\$0	\$1,000,000
	Total	\$0	\$0	\$1,000,000	\$0	\$0	\$0	\$0	\$1,000,000
Council Chambers	Budget	\$50,000	\$150,000	\$0	\$0	\$0	\$0	\$0	\$150,000
	Total	\$50,000	\$150,000	\$0	\$0	\$0	\$0	\$0	\$150,000
Move Cooling Tower	Unknown	\$0	\$0	\$200,000	\$0	\$0	\$0	\$0	\$200,000
	Total	\$0	\$0	\$200,000	\$0	\$0	\$0	\$0	\$200,000
Nelson Service Center	SIP - Fleet	\$300,000	\$5,000,000	\$0	\$0	\$0	\$0	\$0	\$5,000,000
	Total	\$300,000	\$5,000,000	\$0	\$0	\$0	\$0	\$0	\$5,000,000
Public Defenders	Known	\$0	\$10,000	\$0	\$0	\$0	\$0	\$0	\$10,000
	Total	\$0	\$10,000	\$0	\$0	\$0	\$0	\$0	\$10,000
Category Total		\$350,000	\$5,160,000	\$1,200,000	\$0	\$0	\$0	\$0	\$6,360,000

Library									
Project Name	Funding Source	To Date	2015	2016	2017	2018	2019	2020	Project Total
Control Energy Improvement Upgrade for IT, HY, and ES	Known	\$0	\$0	\$35,000	\$0	\$0	\$0	\$0	\$35,000
	Total	\$0	\$0	\$35,000	\$0	\$0	\$0	\$0	\$35,000
DT fire alarm panel needs upgrade	General Fund	\$0	\$0	\$16,000	\$0	\$0	\$0	\$0	\$16,000
	Total	\$0	\$0	\$16,000	\$0	\$0	\$0	\$0	\$16,000
Replace Carpet at East Side Library	Known	\$0	\$0	\$75,000	\$0	\$0	\$0	\$0	\$75,000
	Total	\$0	\$0	\$75,000	\$0	\$0	\$0	\$0	\$75,000

Library (continued)									
Project Name	Funding Source	To Date	2015	2016	2017	2018	2019	2020	Project Total
Replace Carpet at the Hillyard Library	Known	\$0	\$0	\$75,000	\$0	\$0	\$0	\$0	\$75,000
	Total	\$0	\$0	\$75,000	\$0	\$0	\$0	\$0	\$75,000
Replace Carpet at the Main Library	Known	\$6,400	\$200,000	\$0	\$0	\$0	\$0	\$0	\$200,000
	Total	\$6,400	\$200,000	\$0	\$0	\$0	\$0	\$0	\$200,000
Replace Carpet at the Shadle Library	Known	\$0	\$0	\$100,000	\$0	\$0	\$0	\$0	\$100,000
	Total	\$0	\$0	\$100,000	\$0	\$0	\$0	\$0	\$100,000
Replace red carpet in YA section at South Hill	Known	\$0	\$0	\$20,000	\$0	\$0	\$0	\$0	\$20,000
	Total	\$0	\$0	\$20,000	\$0	\$0	\$0	\$0	\$20,000
Replace roof at South Hill Library	Known	\$0	\$125,000	\$0	\$0	\$0	\$0	\$0	\$125,000
	Total	\$0	\$125,000	\$0	\$0	\$0	\$0	\$0	\$125,000
Replace Roof at the Hillyard Library	Known	\$0	\$0	\$90,000	\$0	\$0	\$0	\$0	\$90,000
	Total	\$0	\$0	\$90,000	\$0	\$0	\$0	\$0	\$90,000
Replace Roof at the Main Library	Known	\$0	\$175,000	\$0	\$0	\$0	\$0	\$0	\$175,000
	Total	\$0	\$175,000	\$0	\$0	\$0	\$0	\$0	\$175,000
Resurface Parking Lots at all Branches	General Fund	\$0	\$0	\$0	\$350,000	\$0	\$0	\$0	\$350,000
	Total	\$0	\$0	\$0	\$350,000	\$0	\$0	\$0	\$350,000
Category Total		\$6,400	\$500,000	\$411,000	\$350,000	\$0	\$0	\$0	\$1,261,000
Neighborhood Services									
Project Name	Funding Source	To Date	2015	2016	2017	2018	2019	2020	Project Total
East Central Community Health Center	Unknown	\$0	\$100,000	\$0	\$0	\$0	\$0	\$0	\$100,000
	Total	\$0	\$100,000	\$0	\$0	\$0	\$0	\$0	\$100,000
Category Total		\$0	\$100,000	\$0	\$0	\$0	\$0	\$0	\$100,000
Parking									
Project Name	Funding Source	To Date	2015	2016	2017	2018	2019	2020	Project Total
LPR	Parking Revenues	\$50,000	\$150,000	\$0	\$0	\$0	\$0	\$0	\$150,000
	Total	\$50,000	\$150,000	\$0	\$0	\$0	\$0	\$0	\$150,000
Parking Citation Software	Known	\$0	\$112,680	\$112,680	\$112,680	\$112,680	\$0	\$0	\$450,720
	Total	\$0	\$112,680	\$112,680	\$112,680	\$112,680	\$0	\$0	\$450,720

Parking (continued)

Project Name	Funding Source	To Date	2015	2016	2017	2018	2019	2020	Project Total
Parking Downtown Investments	External Funding	\$0	\$0	\$0	\$0	\$0	\$0	\$0	\$0
	Parking Revenues	\$0	\$500,000	\$600,000	\$700,000	\$800,000	\$900,000	\$900,000	\$4,400,000
	Total	\$0	\$500,000	\$600,000	\$700,000	\$800,000	\$900,000	\$900,000	\$4,400,000
Parking Facility	Parking Revenues	\$5,000	\$250,000	\$0	\$0	\$0	\$0	\$0	\$250,000
	Total	\$5,000	\$250,000	\$0	\$0	\$0	\$0	\$0	\$250,000
Parking Meter Upgrade	Parking Revenues	\$1,000,000	\$175,000	\$175,000	\$0	\$0	\$0	\$0	\$350,000
	Total	\$1,000,000	\$175,000	\$175,000	\$0	\$0	\$0	\$0	\$350,000
Category Total		\$1,055,000	\$1,187,680	\$887,680	\$812,680	\$912,680	\$900,000	\$900,000	\$5,600,720

Parks and Recreation

Project Name	Funding Source	To Date	2015	2016	2017	2018	2019	2020	Project Total
Golf - Clubhouse Partial Remodel & HVAC	Golf Capital	\$0	\$0	\$30,000	\$30,000	\$35,000	\$0	\$0	\$95,000
	Golf Capital	\$0	\$30,000	\$0	\$0	\$0	\$0	\$0	\$30,000
	Total	\$0	\$30,000	\$30,000	\$30,000	\$35,000	\$0	\$0	\$125,000
Golf - Facilities Major Renovations	Golf Capital	\$0	\$0	\$231,500	\$228,000	\$239,500	\$230,000	\$0	\$929,000
	Total	\$0	\$0	\$231,500	\$228,000	\$239,500	\$230,000	\$0	\$929,000
Ops - Building Security	Parks Capital	\$0	\$0	\$40,000	\$10,000	\$50,000	\$40,000	\$0	\$140,000
	Parks Capital	\$0	\$10,000	\$0	\$0	\$0	\$0	\$0	\$10,000
	Total	\$0	\$10,000	\$40,000	\$10,000	\$50,000	\$40,000	\$0	\$150,000
Ops - Decorative Rock Repair	Parks Capital	\$0	\$0	\$65,000	\$55,000	\$45,000	\$0	\$0	\$165,000
	Parks Capital	\$0	\$25,000	\$0	\$0	\$0	\$0	\$0	\$25,000
	Total	\$0	\$25,000	\$65,000	\$55,000	\$45,000	\$0	\$0	\$190,000
Ops - Edwige Woldson Park Bathroom	Parks Capital	\$0	\$0	\$0	\$0	\$11,500	\$115,000	\$0	\$126,500
	Total	\$0	\$0	\$0	\$0	\$11,500	\$115,000	\$0	\$126,500
Ops - Manito Backup Boiler Replacement	Parks Capital	\$10,000	\$0	\$0	\$75,000	\$0	\$0	\$0	\$75,000
	Total	\$10,000	\$0	\$0	\$75,000	\$0	\$0	\$0	\$75,000
Ops - Manito Building Roofs	Parks Capital	\$0	\$0	\$75,000	\$0	\$0	\$0	\$0	\$75,000
	Total	\$0	\$0	\$75,000	\$0	\$0	\$0	\$0	\$75,000
Ops - Manito Gaiser Conservatory Glass Reglazing	Parks Capital	\$0	\$0	\$150,000	\$0	\$0	\$0	\$0	\$150,000
	Total	\$0	\$0	\$150,000	\$0	\$0	\$0	\$0	\$150,000
Ops - Park Ops Complex Admin HVAC/Fire Escape	Parks Capital	\$0	\$0	\$65,000	\$75,000	\$0	\$0	\$0	\$140,000
	Total	\$0	\$0	\$65,000	\$75,000	\$0	\$0	\$0	\$140,000

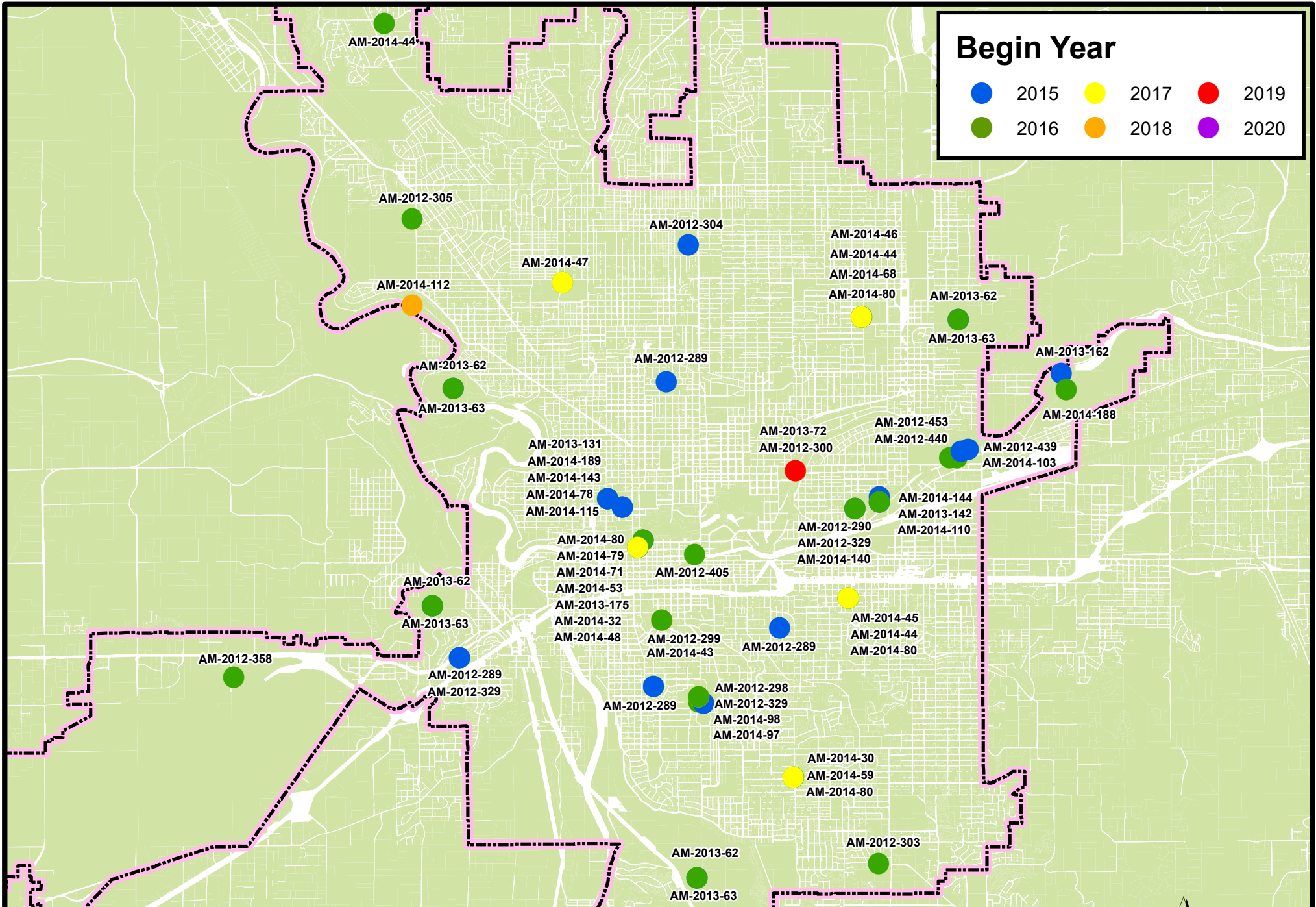
Parks and Recreation (continued)									
Project Name	Funding Source	To Date	2015	2016	2017	2018	2019	2020	Project Total
Ops - Park Ops Complex Equipment Storage Sheds	Parks Capital	\$0	\$0	\$0	\$7,500	\$150,000	\$0	\$0	\$157,500
	Total	\$0	\$0	\$0	\$7,500	\$150,000	\$0	\$0	\$157,500
Ops - Park System Restroom Replacement	Parks Capital	\$0	\$0	\$35,000	\$385,000	\$385,000	\$385,000	\$350,000	\$1,540,000
	Total	\$0	\$0	\$35,000	\$385,000	\$385,000	\$385,000	\$350,000	\$1,540,000
Ops - Roof Replacement	Parks Capital	\$0	\$0	\$30,000	\$20,000	\$30,000	\$20,000	\$30,000	\$130,000
	Parks Capital	\$0	\$35,000	\$0	\$0	\$0	\$0	\$0	\$35,000
	Total	\$0	\$35,000	\$30,000	\$20,000	\$30,000	\$20,000	\$30,000	\$165,000
Rec - Aquatic Center Indoor Facility	Parks Capital	\$0	\$0	\$0	\$0	\$0	\$1,549,770	\$5,165,900	\$6,715,670
	Total	\$0	\$0	\$0	\$0	\$0	\$1,549,770	\$5,165,900	\$6,715,670
Rec - Corbin Art Center Improvements	Parks Capital	\$0	\$0	\$37,000	\$30,000	\$0	\$0	\$0	\$67,000
	Total	\$0	\$0	\$37,000	\$30,000	\$0	\$0	\$0	\$67,000
Rec - Franklin Sports Complex Renovations	Parks Capital	\$0	\$0	\$75,000	\$50,000	\$0	\$0	\$0	\$125,000
	Parks Capital	\$0	\$10,000	\$0	\$0	\$0	\$0	\$0	\$10,000
	Total	\$0	\$10,000	\$75,000	\$50,000	\$0	\$0	\$0	\$135,000
Rec - Merkel North Restroom and Picnic Area	Parks Capital	\$0	\$0	\$7,500	\$120,000	\$80,000	\$0	\$0	\$207,500
	Total	\$0	\$0	\$7,500	\$120,000	\$80,000	\$0	\$0	\$207,500
Rec - SE Sports Complex Renovations	Parks Capital	\$0	\$0	\$720,000	\$450,000	\$2,100,000	\$700,000	\$0	\$3,970,000
	Total	\$0	\$0	\$720,000	\$450,000	\$2,100,000	\$700,000	\$0	\$3,970,000
Rec - Witter Pool Bathhouse	Parks Capital	\$0	\$0	\$0	\$20,000	\$10,000	\$175,000	\$175,000	\$380,000
	Total	\$0	\$0	\$0	\$20,000	\$10,000	\$175,000	\$175,000	\$380,000
Category Total		\$10,000	\$110,000	\$1,561,000	\$1,555,500	\$3,136,000	\$3,214,770	\$5,720,900	\$15,298,170
Police									
Project Name	Funding Source	To Date	2015	2016	2017	2018	2019	2020	Project Total
Investigations Interview Rooms	0680	\$0	\$0	\$150,000	\$0	\$0	\$0	\$0	\$150,000
	Total	\$0	\$0	\$150,000	\$0	\$0	\$0	\$0	\$150,000
New Precinct	Known	\$0	\$20,000	\$1,000,000	\$0	\$0	\$0	\$0	\$1,020,000
	Total	\$0	\$20,000	\$1,000,000	\$0	\$0	\$0	\$0	\$1,020,000
Police Headquarters	Unknown	\$0	\$0	\$0	\$8,000,000	\$0	\$0	\$0	\$8,000,000
	Total	\$0	\$0	\$0	\$8,000,000	\$0	\$0	\$0	\$8,000,000

Police (continued)									
Project Name	Funding Source	To Date	2015	2016	2017	2018	2019	2020	Project Total
Property Evidence	Known	\$0	\$160,000	\$0	\$0	\$0	\$0	\$0	\$160,000
	Total	\$0	\$160,000	\$0	\$0	\$0	\$0	\$0	\$160,000
Resurface & Expand Parking Lot	0680	\$0	\$0	\$0	\$250,000	\$0	\$0	\$0	\$250,000
	Total	\$0	\$0	\$0	\$250,000	\$0	\$0	\$0	\$250,000
Category Total		\$0	\$180,000	\$1,150,000	\$8,250,000	\$0	\$0	\$0	\$9,580,000
Solid Waste Collection									
Project Name	Funding Source	To Date	2015	2016	2017	2018	2019	2020	Project Total
Capital Site Improvements to Nelson Service Center	Solid Waste Reserves	\$10,000,000	\$6,000,000	\$0	\$0	\$0	\$0	\$0	\$6,000,000
	Total	\$10,000,000	\$6,000,000	\$0	\$0	\$0	\$0	\$0	\$6,000,000
Category Total		\$10,000,000	\$6,000,000	\$0	\$0	\$0	\$0	\$0	\$6,000,000
Streets									
Project Name	Funding Source	To Date	2015	2016	2017	2018	2019	2020	Project Total
Streets Administration and Facility Upgrade Project	Unknown	\$0	\$0	\$2,500,000	\$0	\$0	\$0	\$0	\$2,500,000
	Total	\$0	\$0	\$2,500,000	\$0	\$0	\$0	\$0	\$2,500,000
Category Total		\$0	\$0	\$2,500,000	\$0	\$0	\$0	\$0	\$2,500,000
Wastewater Management									
Project Name	Funding Source	To Date	2015	2016	2017	2018	2019	2020	Project Total
RPWRF Building Exterior Rehabilitation and Improvements	Budget	\$0	\$0	\$0	\$0	\$1,211,000	\$4,784,000	\$4,885,000	\$10,880,000
	Total	\$0	\$0	\$0	\$0	\$1,211,000	\$4,784,000	\$4,885,000	\$10,880,000
Category Total		\$0	\$0	\$0	\$0	\$1,211,000	\$4,784,000	\$4,885,000	\$10,880,000
Water									
Project Name	Funding Source	To Date	2015	2016	2017	2018	2019	2020	Project Total
Upriver Building	Utility Rates	\$0	\$300,000	\$0	\$0	\$0	\$0	\$0	\$300,000
	Total	\$0	\$300,000	\$0	\$0	\$0	\$0	\$0	\$300,000
Category Total		\$0	\$300,000	\$0	\$0	\$0	\$0	\$0	\$300,000
Department Total		\$11,421,400	\$14,692,399	\$16,920,772	\$15,186,885	\$5,911,880	\$9,209,652	\$11,505,900	\$73,427,488

Asset Management Project Reports

Begin Year

● 2015	● 2017	● 2019
● 2016	● 2018	● 2020



Asset Management 2015-2020



Offices for Prosecutors

AM-2014-143

Executive Summary:

Prosecutor’s area is requesting walled offices for 12 lawyers and 5 support staff enhance client and victim confidentiality and support.

Project Justification:

This project is to enhance environment to provide greater confidentiality for clients and victims. Currently there are not enough spaces for confidential conversations in this office environment.

Location:

Other Location

Prosecutors and Public Defenders Building

Project Status:

Active

Proposed in 2016

External Factors:

Maintenance:

Maintenance of capital facilities, buildings and infrastructure has an impact on a Department’s operating budget, and thus routine maintenance costs for new and ongoing projects are identified in the table below.

	2015	2016	2017	2018	2019	2020	Total
Expected Annual Maintenance	\$0	\$0	\$0	\$0	\$0	\$0	\$0

Maintenance Comments:

Offices for Prosecutors

AM-2014-143

Spending:

Project Phase	Spending To Date	Estimated Spending							Total
		2015	2016	2017	2018	2019	2020	6-Year Total	
Construction	\$0	\$0	\$130,000	\$0	\$0	\$0	\$0	\$130,000	\$130,000
Planning	\$0	\$0	\$10,000	\$0	\$0	\$0	\$0	\$10,000	\$10,000
Total	\$0	\$0	\$140,000	\$0	\$0	\$0	\$0	\$140,000	\$140,000

Funding:

Funding Name	Source	Status*	Funding to Date	Estimated Funding						Total
				2015	2016	2017	2018	2019	2020	
Unknown	---	Unidentified	\$0	\$0	\$140,000	\$0	\$0	\$0	\$0	\$140,000
Total			\$0	\$0	\$140,000	\$0	\$0	\$0	\$0	\$140,000

*Status definitions:

- Unidentified: Funding source has not yet been determined
- Identified: Funding source has been found, but not yet requested
- Applied: Grant or loan application has been submitted, or budget has been requested
- Awarded: Grant or loan has been offered but the contract has not yet been signed or budget has not yet been approved by Council
- Encumbered: Project contract has been signed and funds have been allocated to spend on the project

Funding amounts in red reflect sources that are unidentified, identified or anticipated.

Complete Construction of Fire Station 6

AM-2012-358

Executive Summary:

The City decided to annex approximately 10 square miles on the West Plains effective 1-1-2012. As a result of the annexation, the City added an additional fire station to provide service to the annexation area. We must complete construction by Sept. 2016 according to the lease terms.

Project Justification:

The City decided to annex the area and due to the size and number of incidents in the service area, the City determined to add an additional fire station to the area. In accordance with the land lease for the property on which the fire station is located, the City must make a decision soon as whether to stay at this location and make the station a permanent structure or relocate to a different location. Lease terms are to Sept. 2016.

Location:

Other Location

This Fire Station is located on the West Plains at 1615 W. Spotted Road.

Project Status:

Active

The City added a semi permanent fire station (Fire Station 6) to the West Plains to begin providing service as of 1-1-2012. Fire The plan is to respond from this location for up to 5 years and review to see if this is the ideal location. If this turns out to be the best location for this station we will need to construct around the apparatus bay and remove the temporary modular home to make this a more permanent fire station

External Factors:

Currently there are no funds available within the Fire Department's budget to fund this project. Passing a Bond levy has been and continues to be the most viable solution at this time. Upon obtaining funding, it takes approximately 6 months to a year before construction could complete..

Maintenance:

Maintenance of capital facilities, buildings and infrastructure has an impact on a Department's operating budget, and thus routine maintenance costs for new and ongoing projects are identified in the table below.

	2015	2016	2017	2018	2019	2020	Total
Expected Annual Maintenance	\$0	\$0	\$0	\$30,000	\$0	\$0	\$30,000

Maintenance Comments:

Newer stations may be more energy efficient but they are also typically larger and have HVAC systems that continually exchange air in the building. This however may make for a safer environment for occupants it does cost more to heat/cool thus higher energy cost from typical older stations. The plus side is that over the years we have strived to construct our stations with less maintenance to operate in our choices of materials for all spaces which lowers the maintenance cost in the long run.

Complete Construction of Fire Station 6

AM-2012-358

Spending:

Project Phase	Spending To Date	Estimated Spending							Total
		2015	2016	2017	2018	2019	2020	6-Year Total	
Construction	\$0	\$0	\$1,700,000	\$0	\$0	\$0	\$0	\$1,700,000	\$1,700,000
Total	\$0	\$0	\$1,700,000	\$0	\$0	\$0	\$0	\$1,700,000	\$1,700,000

Funding:

Funding Name	Source	Status*	Funding to Date	Estimated Funding						Total
				2015	2016	2017	2018	2019	2020	
Unknown	---	Unidentified	\$0	\$0	\$1,700,000	\$0	\$0	\$0	\$0	\$1,700,000
Total			\$0	\$0	\$1,700,000	\$0	\$0	\$0	\$0	\$1,700,000

*Status definitions:

- Unidentified: Funding source has not yet been determined
- Identified: Funding source has been found, but not yet requested
- Applied: Grant or loan application has been submitted, or budget has been requested
- Awarded: Grant or loan has been offered but the contract has not yet been signed or budget has not yet been approved by Council
- Encumbered: Project contract has been signed and funds have been allocated to spend on the project

Funding amounts in red reflect sources that are unidentified, identified or anticipated.

Construct an extension to the existing burn building

AM-2012-440

Executive Summary:

It is difficult to provide fire fighters with hands-on “live” fire burns in order to properly train them how to safely attack fire. The current Burn Building is limited in scenarios and this extension would provide other learning situation for larger buildings.

Project Justification:

Nationwide we have seen article after article about fire fighters deaths or injuries at strip mall, warehouses, large office complex etc. The techniques used in these larger sites are different than the smaller single family occupancy or small office structures. In order to protect our biggest assets (the fire fighter) we must provide significant training and the tools to accomplish this.

Location:

Other Location

This construction would be at our regional training campus located at 1614 N. Rebecca.

Project Status:

Active

The existing burn building is over 19 years old and is used heavily by the fire department and other agencies under extreme temperatures conditions. This current building is a great tool that replicates a live fire in a small family resident or office. This extension of the burn building is needed in order to provide realistic training to incidents in a larger and differently configured commercial building.

External Factors:

Without funding in the very near future, this project will not go anywhere. The needs will remain and the threat to fire fighter injuries or death will increase as we see new construction throughout the city and existing buildings getting older.

Maintenance:

Maintenance of capital facilities, buildings and infrastructure has an impact on a Department’s operating budget, and thus routine maintenance costs for new and ongoing projects are identified in the table below.

	2015	2016	2017	2018	2019	2020	Total
Expected Annual Maintenance	\$0	\$0	\$1,000	\$1,000	\$1,000	\$0	\$3,000

Maintenance Comments:

A well designed burn building typically does not take much to maintain if operated correctly.

Construct an extension to the existing burn building

AM-2012-440

Spending:

Project Phase	Spending To Date	Estimated Spending							Total
		2015	2016	2017	2018	2019	2020	6-Year Total	
Construction	\$0	\$0	\$1,733,582	\$0	\$0	\$0	\$0	\$1,733,582	\$1,733,582
Total	\$0	\$0	\$1,733,582	\$0	\$0	\$0	\$0	\$1,733,582	\$1,733,582

Funding:

Funding Name	Source	Status*	Funding to Date	Estimated Funding						Total
				2015	2016	2017	2018	2019	2020	
Unknown	---	Unidentified	\$0	\$0	\$1,733,582	\$0	\$0	\$0	\$0	\$1,733,582
Total			\$0	\$0	\$1,733,582	\$0	\$0	\$0	\$0	\$1,733,582

*Status definitions:

- Unidentified: Funding source has not yet been determined
- Identified: Funding source has been found, but not yet requested
- Applied: Grant or loan application has been submitted, or budget has been requested
- Awarded: Grant or loan has been offered but the contract has not yet been signed or budget has not yet been approved by Council
- Encumbered: Project contract has been signed and funds have been allocated to spend on the project

Funding amounts in red reflect sources that are unidentified, identified or anticipated.

Construction of apparatus storage facility.

AM-2012-453

Executive Summary:

Storage of reserved fire apparatus in a protective structure adjacent to the FD shop would provide security to the apparatus and logistical readiness of the units when needed.

Project Justification:

With fuel cost increasing on a regular basis, having our spare vehicles co-located in our training/maintenance area would be more cost effective. Long trips to pickup an extra vehicle to swap into, would be eliminated and therefore lower our fuel cost for the fleet. This would also allow fire crews to return back in service faster therefore they will be in their response areas faster which is where we want them.

Location:

Other Location

This construction would be at our regional training campus located at 1610 N. Rebecca.

Project Status:

Active

This project would fund the construction of an addition to the FD maintenance shop to provide for the storage of reserved emergency response apparatus awaiting to be placed in service and for storage of out of service apparatus awaiting repair. This allows apparatus to be in a protective environment that is adjacent to the shop where fire apparatus is brought for repairs. This also frees up valuable space in the fire stations which will give the department more flexibility to expand service delivery options

External Factors:

Without voter approval for a Bond levy in the very near future, this project will not go anywhere

Maintenance:

Maintenance of capital facilities, buildings and infrastructure has an impact on a Department's operating budget, and thus routine maintenance costs for new and ongoing projects are identified in the table below.

	2015	2016	2017	2018	2019	2020	Total
Expected Annual Maintenance	\$0	\$0	\$2,500	\$2,500	\$2,500	\$0	\$7,500

Maintenance Comments:

Construction of apparatus storage facility.

AM-2012-453

Spending:

Project Phase	Spending To Date	Estimated Spending							Total
		2015	2016	2017	2018	2019	2020	6-Year Total	
Construction	\$0	\$0	\$1,845,543	\$0	\$0	\$0	\$0	\$1,845,543	\$1,845,543
Total	\$0	\$0	\$1,845,543	\$0	\$0	\$0	\$0	\$1,845,543	\$1,845,543

Funding:

Funding Name	Source	Status*	Funding to Date	Estimated Funding						Total
				2015	2016	2017	2018	2019	2020	
Unknown	---	Unidentified	\$0	\$0	\$1,845,543	\$0	\$0	\$0	\$0	\$1,845,543
Total			\$0	\$0	\$1,845,543	\$0	\$0	\$0	\$0	\$1,845,543

*Status definitions:

- Unidentified: Funding source has not yet been determined
- Identified: Funding source has been found, but not yet requested
- Applied: Grant or loan application has been submitted, or budget has been requested
- Awarded: Grant or loan has been offered but the contract has not yet been signed or budget has not yet been approved by Council
- Encumbered: Project contract has been signed and funds have been allocated to spend on the project

Funding amounts in red reflect sources that are unidentified, identified or anticipated.

Construction of new Fire Station (first station)

AM-2012-356

Executive Summary:

Adding a fire station would result from either: 1. An existing area of the City experiences growth that generates enough calls for service to justify adding a fire station; or 2. Annexation into the City with a significant volume of incident demand to justify adding a fire station.

Project Justification:

Additional fire stations are added to provide services to areas when demands for service reach a level to justify their need. It becomes a Policy decision when to approve the addition of a fire station. If growth continues or the City annexes, increased fire/ems service demands will eventually justify adding a fire station to provide those services.

Location:

Other Location

This Fire Station could be constructed in the Qualchan Area

Project Status:

Active

Twenty-year needs anticipate two new fire stations in two of four areas: Qualchan, West Plains (partially completed) Moran or Five Mile.

External Factors:

The demand for fire/ems service in an area is the primary factor that creates the need for an additional fire station. Capital and Operational funding to construct and staff an additional fire station are needed. Upon determination that funding is available, logistical factors including construction, buying apparatus and equipment, as well as hiring and training personnel, all impact timing.

Maintenance:

Maintenance of capital facilities, buildings and infrastructure has an impact on a Department's operating budget, and thus routine maintenance costs for new and ongoing projects are identified in the table below.

	2015	2016	2017	2018	2019	2020	Total
Expected Annual Maintenance	\$0	\$0	\$30,000	\$0	\$0	\$0	\$30,000

Maintenance Comments:

Newer stations may be more energy efficient but they are also typically larger and have HVAC systems that continually exchange air in the building. This however may make for a safer environment for occupants it does cost more to heat/cool thus higher energy cost from typical older stations. The plus side is that over the years we have strived to construct our stations with less maintenance to operate in our choices of materials for all spaces which lowers the maintenance cost in the long run.

Asset Management / Fire

Construction of new Fire Station (first station)

AM-2012-356

Spending:

Project Phase	Spending To Date	Estimated Spending						6-Year Total	Total
		2015	2016	2017	2018	2019	2020		
Construction	\$0	\$0	\$0	\$2,819,192	\$0	\$0	\$0	\$2,819,192	\$2,819,192
Total	\$0	\$0	\$0	\$2,819,192	\$0	\$0	\$0	\$2,819,192	\$2,819,192

Funding:

Funding Name	Source	Status*	Funding to Date	Estimated Funding						Total
				2015	2016	2017	2018	2019	2020	
Unknown	---	Unidentified	\$0	\$0	\$0	\$2,819,192	\$0	\$0	\$0	\$2,819,192
Total			\$0	\$0	\$0	\$2,819,192	\$0	\$0	\$0	\$2,819,192

*Status definitions:

- Unidentified: Funding source has not yet been determined
- Identified: Funding source has been found, but not yet requested
- Applied: Grant or loan application has been submitted, or budget has been requested
- Awarded: Grant or loan has been offered but the contract has not yet been signed or budget has not yet been approved by Council
- Encumbered: Project contract has been signed and funds have been allocated to spend on the project

Funding amounts in red reflect sources that are unidentified, identified or anticipated.

HVAC and upgrades at Fire Station #1

AM-2012-405

Executive Summary:

The current HVAC was not well designed for the current usage and the boiler and roof top units have reached the end of their life cycle.

Project Justification:

Station 1 occupies the Fire fighters and the Fire prevention Bureau on the first floor and Fire Administration and support on the second. The current system has very few zones and is not well designed for the number and types of separations' that exist. The system has reached it's service life and must be replaced and upgraded to a more efficient system.

Location:

Other Location

This Fire Station is located on the corner of Browne and Riverside at 44 W. Riverside.

Project Status:

Active

Fire Station 1 was built in 1978 and the HVAC system is old, inadequate and has exceeded its life expectancy. Currently there are no plans or funding available to renovate this system.

External Factors:

Current system is 36 years old and was not designed very well. The existing boiler and roof top units have exceeded their useful service life and if we do not replace these soon, we will be without heat or air in the very near future.

Maintenance:

Maintenance of capital facilities, buildings and infrastructure has an impact on a Department's operating budget, and thus routine maintenance costs for new and ongoing projects are identified in the table below.

	2015	2016	2017	2018	2019	2020	Total
Expected Annual Maintenance	\$20,000	\$20,000	\$20,000	\$20,000	\$20,000	\$0	\$100,000

Maintenance Comments:

The newer system will be much more efficient than the current system. We use more energy than necessary due to the way the current system is designed. We are constantly cooling and heating at the same time in order to reach a balance in locations where there are no thermostats that control heating. The plus side is that over the years we have strived to construct our stations with less maintenance to operate in our choices of materials for all spaces which lowers the maintenance cost in the long run.

HVAC and upgrades at Fire Station #1

AM-2012-405

Spending:

Project Phase	Spending To Date	Estimated Spending							Total
		2015	2016	2017	2018	2019	2020	6-Year Total	
Construction	\$0	\$0	\$1,652,544	\$0	\$0	\$0	\$0	\$1,652,544	\$1,652,544
Design	\$0	\$0	\$362,754	\$0	\$0	\$0	\$0	\$362,754	\$362,754
Total	\$0	\$0	\$2,015,298	\$0	\$0	\$0	\$0	\$2,015,298	\$2,015,298

Funding:

Funding Name	Source	Status*	Funding to Date	Estimated Funding						Total
				2015	2016	2017	2018	2019	2020	
Unknown	---	Unidentified	\$0	\$0	\$2,015,298	\$0	\$0	\$0	\$0	\$2,015,298
Total			\$0	\$0	\$2,015,298	\$0	\$0	\$0	\$0	\$2,015,298

*Status definitions:

- Unidentified: Funding source has not yet been determined
- Identified: Funding source has been found, but not yet requested
- Applied: Grant or loan application has been submitted, or budget has been requested
- Awarded: Grant or loan has been offered but the contract has not yet been signed or budget has not yet been approved by Council
- Encumbered: Project contract has been signed and funds have been allocated to spend on the project

Funding amounts in red reflect sources that are unidentified, identified or anticipated.

Land for Future Fire Station (first station)

AM-2012-404

Executive Summary:

With the City's borders continuing to grow these areas have been developing and thus the population and call volume to these areas has increased. The City will need to purchase land for a permanent fire station in these areas.

Project Justification:

Additional fire stations are added to provide services to areas when demands for service reach a level to justify their need. It becomes a Policy decision when to approve the addition of a fire station. If growth continues or the City annexes, increased fire/ems service demands will eventually justify adding a fire station to provide those services. Land must be available to site a new fire station.

Location:

Other Location

This land could be in the Moran Prairie Annexation, Qualchan or Five Mile area.

Project Status:

Active

Twenty-year needs anticipate two new fire stations in two of four areas: Qualchan, West Plains (completed) Moran or Five Mile. In order to build a new fire station, land must be purchased for its placement. . At this time we have not identified or purchase any new property for this purpose

External Factors:

The demand for fire/ems service in an area is the primary factor that creates the need for an additional fire station. Capital and Operational funding to construct and staff an additional fire station. Upon determination that funding is available, logistical factors including construction, buying apparatus and equipment, as well as hiring and training personnel, all impact timing. Currently there are no funds available within the Fire Department's budget. Passing a Bond levy has been and continues to be the most viable solution at this time. Upon obtaining funding, it takes approximately 6 months to a year before construction could begin.

Maintenance:

Maintenance of capital facilities, buildings and infrastructure has an impact on a Department's operating budget, and thus routine maintenance costs for new and ongoing projects are identified in the table below.

	2015	2016	2017	2018	2019	2020	Total
Expected Annual Maintenance	\$0	\$0	\$0	\$0	\$1,000	\$0	\$1,000

Maintenance Comments:

Since we pay no taxes the only maintenance cost would be weed control on any vacant land.

Asset Management / Fire

Land for Future Fire Station (first station)

AM-2012-404

Spending:

Project Phase	Spending To Date	Estimated Spending							Total
		2015	2016	2017	2018	2019	2020	6-Year Total	
Land purchase	\$0	\$0	\$0	\$279,903	\$0	\$0	\$0	\$279,903	\$279,903
Total	\$0	\$0	\$0	\$279,903	\$0	\$0	\$0	\$279,903	\$279,903

Funding:

Funding Name	Source	Status*	Funding to Date	Estimated Funding						Total
				2015	2016	2017	2018	2019	2020	
Unknown	Local	Unidentified	\$0	\$0	\$0	\$279,903	\$0	\$0	\$0	\$279,903
Total			\$0	\$0	\$0	\$279,903	\$0	\$0	\$0	\$279,903

*Status definitions:

- Unidentified: Funding source has not yet been determined
- Identified: Funding source has been found, but not yet requested
- Applied: Grant or loan application has been submitted, or budget has been requested
- Awarded: Grant or loan has been offered but the contract has not yet been signed or budget has not yet been approved by Council
- Encumbered: Project contract has been signed and funds have been allocated to spend on the project

Funding amounts in red reflect sources that are unidentified, identified or anticipated.

Priority 1 items for Fire facilities

AM-2014-118

Executive Summary:

There are multiple items that if not replaced or repaired in the next 1 to 3 years (depending on item) higher repairs & replacement cost will be the result. So investing into these now, will save a lot more dollars and these are our highest priority items.

Project Justification:

If we continue to defer maintenance on these items, potential damages and injuries can occur to both the public and employees at these facilities. Hot water tanks can explode, roofs leak, furnaces combustion chambers crack sending carbon monoxide into the quarters and paving fail to the point the entire asphalt lots will need to be removed and re-paved.

Location:

Other Location

This program would include improvements at all 20 FD facilities throughout the city.

Project Status:

Active

Currently there are 20 locations on FD properties which are in need of repairs, Hot water tanks, roofs that are over 23 years old and furnaces all over 23 and asphalt areas that need cracks filled, resealed and re striped. With continual budget cuts to the M & O there are zero dollars to fund these projects which in the past a fire bond funded.

External Factors:

The Spokane Fire Department has responsibility for maintaining the buildings and grounds of 15 fire stations and 5 other support facilities. These buildings receive constant use with the 16 of the 20 having 24-7-365 operations. While minor repairs and maintenance is funded through annual operating budgets, the current M & O budget will not cover these expenditures. Without other funding, these needs will remain and the safety to the public and employees could be serious. Seasonally we are restricted by the weather for roofs and pavements. This project will be affected by grant funding opportunities.

Maintenance:

Maintenance of capital facilities, buildings and infrastructure has an impact on a Department's operating budget, and thus routine maintenance costs for new and ongoing projects are identified in the table below.

	2015	2016	2017	2018	2019	2020	Total
Expected Annual Maintenance	\$0	\$3,000	\$3,000	\$3,000	\$3,000	\$3,000	\$15,000

Maintenance Comments:

Crack fills should be done annually and striping as needed but typically not more than once every three years. Same goes for resealing it really should be resealed every 3 to 4 years but this is cost prohibited. With the exception of any newer stations most stations have been resealed 8 years ago and some as much as 11 years ago.

Priority 1 items for Fire facilities

AM-2014-118

Spending:

Project Phase	Spending To Date	Estimated Spending							Total
		2015	2016	2017	2018	2019	2020	6-Year Total	
---	\$0	\$126,571	\$254,358	\$521,760	\$0	\$0	\$0	\$902,689	\$902,689
Total	\$0	\$126,571	\$254,358	\$521,760	\$0	\$0	\$0	\$902,689	\$902,689

Funding:

Funding Name	Source	Status*	Funding to Date	Estimated Funding						Total
				2015	2016	2017	2018	2019	2020	
Known	Local	Unidentified	\$0	\$126,571	\$254,358	\$521,760	\$0	\$0	\$0	\$902,689
Total			\$0	\$126,571	\$254,358	\$521,760	\$0	\$0	\$0	\$902,689

*Status definitions:

- Unidentified: Funding source has not yet been determined
- Identified: Funding source has been found, but not yet requested
- Applied: Grant or loan application has been submitted, or budget has been requested
- Awarded: Grant or loan has been offered but the contract has not yet been signed or budget has not yet been approved by Council
- Encumbered: Project contract has been signed and funds have been allocated to spend on the project

Funding amounts in red reflect sources that are unidentified, identified or anticipated.

Priority 2 repairs items for Fire facilities

AM-2014-119

Executive Summary:

The gas ranges are original equipment in the majority of these sites along with the refrigerators. Many washer/dryer and dishwashers are due for replacements. We intend to add an additional vehicle exhaust drop for the additional bays to cover reserve and secondary vehicles assigned to each station.

Project Justification:

All of the items requested have reached their end of life usage. Failure to be proactive in replacing the refrigerators to maintain proper temperatures for perishables could spoil food, without working gas ranges, crews are left with no means to cook meals, or wash & dry work clothes. The vehicle exhaust drops are essential to provide a safe work environment while vehicles are moved in or out of the stations.

Location:

Other Location

This program would include upgrades to some of the 20 FD facilities throughout the city.

Project Status:

Active

Currently there are 20 locations on FD properties which are need of major appliances replaced. The appliances are well past their life expectancy and all facilities are due for replacements to some degree. Additional vehicle exhaust drops are necessary and day room chairs are falling apart. With continual budget cuts to the M & O there are few dollars to fund these projects which in the past a fire bond funded. We have managed to replace some as they failed but the bottom is about to fall out on a vast majority of these items.

External Factors:

The Spokane Fire Department has responsibility for maintaining the buildings and grounds of 15 fire stations and 5 other support facilities. These buildings receive constant use with the 16 of the 20 having 24-7-365 operations. While minor repairs and maintenance is funded through annual operating budgets, the current M & O budget will not cover these expenditures. Without other funding, these needs will remain and the safety to the public and employees could be serious.

Maintenance:

Maintenance of capital facilities, buildings and infrastructure has an impact on a Department's operating budget, and thus routine maintenance costs for new and ongoing projects are identified in the table below.

	2015	2016	2017	2018	2019	2020	Total
Expected Annual Maintenance	\$0	\$0	\$0	\$0	\$0	\$0	\$0

Maintenance Comments:

Priority 2 repairs items for Fire facilities

AM-2014-119

Spending:

Project Phase	Spending To Date	Estimated Spending							Total
		2015	2016	2017	2018	2019	2020	6-Year Total	
---	\$0	\$0	\$257,076	\$0	\$0	\$0	\$0	\$257,076	\$257,076
Total	\$0	\$0	\$257,076	\$0	\$0	\$0	\$0	\$257,076	\$257,076

Funding:

Funding Name	Source	Status*	Funding to Date	Estimated Funding						Total
				2015	2016	2017	2018	2019	2020	
Unknown	Local	Unidentified	\$0	\$0	\$257,076	\$0	\$0	\$0	\$0	\$257,076
Total			\$0	\$0	\$257,076	\$0	\$0	\$0	\$0	\$257,076

*Status definitions:

- Unidentified: Funding source has not yet been determined
- Identified: Funding source has been found, but not yet requested
- Applied: Grant or loan application has been submitted, or budget has been requested
- Awarded: Grant or loan has been offered but the contract has not yet been signed or budget has not yet been approved by Council
- Encumbered: Project contract has been signed and funds have been allocated to spend on the project

Funding amounts in red reflect sources that are unidentified, identified or anticipated.

Priority 3 repairs items for Fire facilities

AM-2014-117

Executive Summary:

Most of the older stations have experienced water penetrating the bathroom walls due to membrane liners failures, cabinets and solid surfaces that are chipped up and ceramic tile that are broken throughout the stations. All of these are so old replacement materials are not available.

Project Justification:

If we continue to defer maintenance on these items, potential water damages can induce mold into the working environments causing sickness to city employees at these facilities. Damaged floor tiles create trip hazards. Apparatus floors need to have anti skid surfaces laid down to prevent slipping accidents on wet floors in fire station work areas.

Location:

Other Location

This program would include improvements at all 20 FD facilities throughout the city.

Project Status:

Active

Currently there are 20 locations on FD properties which are in need of serious repairs to the bathrooms, floors and cabinetry. With continual budget cuts to the M & O there are zero dollars to fund these projects which in the past a fire bond funded.

External Factors:

The Spokane Fire Department has responsibility for maintaining the buildings and grounds of 15 fire stations and 5 other support facilities. These buildings receive constant use with the 16 of the 20 having 24-7-365 operations. While minor repairs and maintenance is funded through annual operating budgets, the current M & O budget will not cover these expenditures. Without other funding, these needs will remain and the safety to the public and employees could be serious.

Maintenance:

Maintenance of capital facilities, buildings and infrastructure has an impact on a Department's operating budget, and thus routine maintenance costs for new and ongoing projects are identified in the table below.

	2015	2016	2017	2018	2019	2020	Total
Expected Annual Maintenance	\$0	\$0	\$0	\$0	\$0	\$0	\$0

Maintenance Comments:

Asset Management / Fire

Priority 3 repairs items for Fire facilities

AM-2014-117

Spending:

Project Phase	Spending To Date	Estimated Spending							Total
		2015	2016	2017	2018	2019	2020	6-Year Total	
---	\$0	\$0	\$0	\$597,850	\$652,200	\$102,178	\$0	\$1,352,228	\$1,352,228
Total	\$0	\$0	\$0	\$597,850	\$652,200	\$102,178	\$0	\$1,352,228	\$1,352,228

Funding:

Funding Name	Source	Status*	Funding to Date	Estimated Funding						
				2015	2016	2017	2018	2019	2020	Total
Unknown	Local	Unidentified	\$0	\$0	\$0	\$597,850	\$652,200	\$102,178	\$0	\$1,352,228
Total			\$0	\$0	\$0	\$597,850	\$652,200	\$102,178	\$0	\$1,352,228

*Status definitions:

- Unidentified: Funding source has not yet been determined
- Identified: Funding source has been found, but not yet requested
- Applied: Grant or loan application has been submitted, or budget has been requested
- Awarded: Grant or loan has been offered but the contract has not yet been signed or budget has not yet been approved by Council
- Encumbered: Project contract has been signed and funds have been allocated to spend on the project

Funding amounts in red reflect sources that are unidentified, identified or anticipated.

Priority 4 repair items for Fire facilities

AM-2014-121

Executive Summary:

These facilities are in need of interior painting in various degrees as these have not been painted inside for over 15 years. Most of these facilities have mature landscaping which are quite overgrown and in need of serious pruning and removal of these overgrown vegetation.

Project Justification:

If we continue to defer maintenance on these items, potential damages to the structures from overgrown vegetation and the facilities will look very unprofessional, to the citizens and employees. This will further deteriorate morale in the workplace and lack of confidence from the tax payers.

Location:

Other Location

This program would include upgrades to some of the 20 FD facilities throughout the city.

Project Status:

Active

Currently there are 20 locations on FD properties which are in need of painting, landscaping and some furniture to complete what has been attempted over the past 6 years without external funding. With continual budget cuts to the M & O there are zero dollars to fund these projects which in the past a fire bond funded.

External Factors:

The Spokane Fire Department has responsibility for maintaining the buildings and grounds of 15 fire stations and 5 other support facilities. These buildings receive constant use with the 16 of the 20 having 24-7-365 operations. While minor repairs and maintenance is funded through annual operating budgets, the current M & O budget will not cover these expenditures. Without other funding, these needs will remain and the safety to the public and employees could be serious. Seasonally we are restricted by the weather for painting.

Maintenance:

Maintenance of capital facilities, buildings and infrastructure has an impact on a Department's operating budget, and thus routine maintenance costs for new and ongoing projects are identified in the table below.

	2015	2016	2017	2018	2019	2020	Total
Expected Annual Maintenance	\$0	\$0	\$0	\$0	\$0	\$0	\$0

Maintenance Comments:

Priority 4 repair items for Fire facilities

AM-2014-121

Spending:

Project Phase	Spending To Date	Estimated Spending							Total
		2015	2016	2017	2018	2019	2020	6-Year Total	
---	\$0	\$0	\$0	\$0	\$0	\$208,704	\$0	\$208,704	\$208,704
Total	\$0	\$0	\$0	\$0	\$0	\$208,704	\$0	\$208,704	\$208,704

Funding:

Funding Name	Source	Status*	Funding to Date	Estimated Funding						Total
				2015	2016	2017	2018	2019	2020	
Unknown	---	Unidentified	\$0	\$0	\$0	\$0	\$0	\$208,704	\$0	\$208,704
Total			\$0	\$0	\$0	\$0	\$0	\$208,704	\$0	\$208,704

*Status definitions:

- Unidentified: Funding source has not yet been determined
- Identified: Funding source has been found, but not yet requested
- Applied: Grant or loan application has been submitted, or budget has been requested
- Awarded: Grant or loan has been offered but the contract has not yet been signed or budget has not yet been approved by Council
- Encumbered: Project contract has been signed and funds have been allocated to spend on the project

Funding amounts in red reflect sources that are unidentified, identified or anticipated.

Replacement of Network Switch at the Training/EOC Center

AM-2014-103

Executive Summary:

Existing switch has 432 ports that were mostly all run to via hard connections throughout the building. This building being an Emergency Operations Center demanded a large number of connections for larger emergencies. The current switch was purchased during the original construction of the building

Project Justification:

Without replacement we could potentially lose phone and network connectivity. During normal business hours, this could affect training classes, normal business for our Training Staff, DEM staff, CARES team, Medical Director, Video production being pushed out to the stations. If during a major even whereas the EOC has been activated, this could be devastating to command and control over a large event.

Location:

Other Location

This facility is located at the Training Admin. Building located at 1618 N. Rebecca.

Project Status:

Active

The current Cisco switch at the Training Center is no longer under warranty and is over 13 years old, meaning it has reached its serviceable life. Parts for this are extremely difficult to locate and this switch could fail at any time. This will have devastating effects on telephone and communications operations for the Training Admin center for the Emergency Operations Center.

External Factors:

The current switch is over 13 years old and has exceed the useful service life, will no longer be supported from manufacturer and if we do not replace these soon, we will have serious communications issues at the training/EOC center.

Maintenance:

Maintenance of capital facilities, buildings and infrastructure has an impact on a Department's operating budget, and thus routine maintenance costs for new and ongoing projects are identified in the table below.

	2015	2016	2017	2018	2019	2020	Total
Expected Annual Maintenance	\$12,000	\$12,000	\$12,000	\$12,000	\$12,000	\$12,000	\$72,000

Maintenance Comments:

City MIS will purchase and replace the current switch, the cost for purchase will be spread out for 5 years, and the next 5 years will fund the future replacement which will typically be in a 10 year replacement cycle. After the second replacement the ongoing cost will be amortized for a 10 year plan instead of 5 (5 to pay for replacement, 5 to fund 10 year replacement).

Replacement of Network Switch at the Training/EOC Center

AM-2014-103

Spending:

Project Phase	Spending To Date	Estimated Spending							Total
		2015	2016	2017	2018	2019	2020	6-Year Total	
Purchases	\$0	\$58,000	\$0	\$0	\$0	\$0	\$0	\$58,000	\$58,000
Total	\$0	\$58,000	\$0	\$0	\$0	\$0	\$0	\$58,000	\$58,000

Funding:

Funding Name	Source	Status*	Funding to Date	Estimated Funding						Total
				2015	2016	2017	2018	2019	2020	
Unknown	---	Unidentified	\$0	\$58,000	\$0	\$0	\$0	\$0	\$0	\$58,000
Total			\$0	\$58,000	\$0	\$0	\$0	\$0	\$0	\$58,000

*Status definitions:

- Unidentified: Funding source has not yet been determined
- Identified: Funding source has been found, but not yet requested
- Applied: Grant or loan application has been submitted, or budget has been requested
- Awarded: Grant or loan has been offered but the contract has not yet been signed or budget has not yet been approved by Council
- Encumbered: Project contract has been signed and funds have been allocated to spend on the project

Funding amounts in red reflect sources that are unidentified, identified or anticipated.

UPS (uninterrupted power supply) upgrade at the CCB

AM-2012-439

Executive Summary:

The CCB is nearing 12 years in age. The current UPS and HVAC were sized for growth but there was no knowledge of the changes in FCC rules to require a new communications system. The existing UPS system is almost at full capacity will be exceeded with the upcoming changes.

Project Justification:

Once UPS redundancy has been eliminated by going over existing capacity, every time there is a temp failure on either existing unit, both unit will go into bypass. The building will then be on straight un-filtered (dirty power) from Utility Company. This could result in damages to existing electronics and every time there is a power bump (minute power loss) the entire communications system will drop off line and need to be re-booted. This is not a good situation. The current HVAC system is at max capacity at times in the summer with redundancy. With the additional loads being brought in, we will be out of redundancy even during the cooler months (not just peak of summer). The suppression system needs to be changed to an inert gas product that is non-conductive and will extinguish the fire if activated.

Location:

Other Location

This facility is located at the Combined Communications Building located at 1620 N. Rebecca.

Project Status:

Active

The current UPS at the CCB is soon to run out of capacity and is over 11 years old, meaning it will soon reach its serviceable life. With the additional load from the new radio system and loads from both City MIS and County IMS there will not be any redundancy if one of the two units fail. This will have devastating effects on telephone and communications operations for the entire dispatch center for all agencies.

External Factors:

The current UPS system over 11 years old and will exceed design capabilities with upcoming changes.. The existing UPS will soon exceed their useful service life, will no longer be supported from manufacturer and if we do not replace these soon, we will have serious communications and power issues at the dispatch center.

Maintenance:

Maintenance of capital facilities, buildings and infrastructure has an impact on a Department's operating budget, and thus routine maintenance costs for new and ongoing projects are identified in the table below.

	2015	2016	2017	2018	2019	2020	Total
Expected Annual Maintenance	\$40,000	\$40,000	\$40,000	\$40,000	\$40,000	\$40,000	\$1,200,000

Maintenance Comments:

The annual maintenance on the UPS, HVAC are contracted out, the cost for the two would very likely increase overall maintenance cost for the entire building which is divided amongst all occupants (police, fire, sheriff, and 911). Costs listed are above current contractual amounts (estimated).

Asset Management / Fire

UPS (uninterrupted power supply) upgrade at the CCB

AM-2012-439

Spending:

Project Phase	Spending To Date	Estimated Spending							Total
		2015	2016	2017	2018	2019	2020	6-Year Total	
Construction	\$0	\$970,148	\$1,265,235	\$0	\$0	\$0	\$0	\$2,235,383	\$2,235,383
Total	\$0	\$970,148	\$1,265,235	\$0	\$0	\$0	\$0	\$2,235,383	\$2,235,383

Funding:

Funding Name	Source	Status*	Funding to Date	Estimated Funding						Total
				2015	2016	2017	2018	2019	2020	
9-1-1	Local	Identified	\$0	\$345,802	\$0	\$0	\$0	\$0	\$0	\$345,802
CCB	Local	Identified	\$0	\$194,573	\$0	\$0	\$0	\$0	\$0	\$194,573
CCC	Local	Identified	\$0	\$350,150	\$0	\$0	\$0	\$0	\$0	\$350,150
City MIS	Local	Identified	\$0	\$79,623	\$0	\$0	\$0	\$0	\$0	\$79,623
Unknown	Local	Unidentified	\$0	\$0	\$1,265,235	\$0	\$0	\$0	\$0	\$1,265,235
Total			\$0	\$970,148	\$1,265,235	\$0	\$0	\$0	\$0	\$2,235,383

*Status definitions:

- Unidentified: Funding source has not yet been determined
- Identified: Funding source has been found, but not yet requested
- Applied: Grant or loan application has been submitted, or budget has been requested
- Awarded: Grant or loan has been offered but the contract has not yet been signed or budget has not yet been approved by Council
- Encumbered: Project contract has been signed and funds have been allocated to spend on the project

Funding amounts in red reflect sources that are unidentified, identified or anticipated.

City Generator Power

AM-2014-53

Executive Summary:

Currently City Hall does not have back up electrical capacity to extend basis services if the power were to go out. Current back up power systems can only maintain minimal systems for 24 hours.

Project Justification:

Investing in a new generator is a critical need to maintain basic services such as communications, traffic lighting and City Hall critical facility needs

Location:

Other Location

City Hall

Project Status:

Active

Proposed 2016

External Factors:

Maintenance:

Maintenance of capital facilities, buildings and infrastructure has an impact on a Department's operating budget, and thus routine maintenance costs for new and ongoing projects are identified in the table below.

	2015	2016	2017	2018	2019	2020	Total
Expected Annual Maintenance	\$0	\$2,000	\$2,000	\$2,000	\$2,000	\$2,000	\$10,000

Maintenance Comments:

Asset Management / General Fund

City Generator Power

AM-2014-53

Spending:

Project Phase	Spending To Date	Estimated Spending							Total
		2015	2016	2017	2018	2019	2020	6-Year Total	
Construction	\$0	\$0	\$300,000	\$0	\$0	\$0	\$0	\$300,000	\$300,000
Purchases	\$0	\$0	\$700,000	\$0	\$0	\$0	\$0	\$700,000	\$700,000
Total	\$0	\$0	\$1,000,000	\$0	\$0	\$0	\$0	\$1,000,000	\$1,000,000

Funding:

Funding Name	Source	Status*	Funding to Date	Estimated Funding						Total
				2015	2016	2017	2018	2019	2020	
Unknown	---	Unidentified	\$0	\$0	\$1,000,000	\$0	\$0	\$0	\$0	\$1,000,000
Total			\$0	\$0	\$1,000,000	\$0	\$0	\$0	\$0	\$1,000,000

*Status definitions:

- Unidentified: Funding source has not yet been determined
- Identified: Funding source has been found, but not yet requested
- Applied: Grant or loan application has been submitted, or budget has been requested
- Awarded: Grant or loan has been offered but the contract has not yet been signed or budget has not yet been approved by Council
- Encumbered: Project contract has been signed and funds have been allocated to spend on the project

Funding amounts in red reflect sources that are unidentified, identified or anticipated.

Council Chambers

AM-2013-175

Executive Summary:

There is substantial water damage that has affected the appearance and some of the north and east walls in the Council Chambers. The water leak must be identified and fixed as does the areas affected. In addition the south wall should be updated to maintain a cohesive appearance.

Project Justification:

Water damage and continuous leaking in Council Chambers. If not fixed the damage will continue. The stains and effects of water damage are extremely visible and continuing to get worse.

Location:

Other Location
City Hall

Project Status:

Active
Project is defined as a need fix to the interior of the Chamber area due to water damage and mitigation of future damage

External Factors:

Maintenance:

Maintenance of capital facilities, buildings and infrastructure has an impact on a Department's operating budget, and thus routine maintenance costs for new and ongoing projects are identified in the table below.

	2015	2016	2017	2018	2019	2020	Total
Expected Annual Maintenance	\$0	\$0	\$0	\$0	\$0	\$0	\$0

Maintenance Comments:

This problem will get worse and costs will rise if not mitigated.

Council Chambers

AM-2013-175

Spending:

Project Phase	Spending To Date	Estimated Spending							Total
		2015	2016	2017	2018	2019	2020	6-Year Total	
Planning	\$50,000	\$150,000	\$0	\$0	\$0	\$0	\$0	\$150,000	\$200,000
Total	\$50,000	\$150,000	\$0	\$0	\$0	\$0	\$0	\$150,000	\$200,000

Funding:

Funding Name	Source	Status*	Funding to Date	Estimated Funding						Total
				2015	2016	2017	2018	2019	2020	
Budget	---	Identified	\$50,000	\$150,000	\$0	\$0	\$0	\$0	\$0	\$200,000
Total			\$50,000	\$150,000	\$0	\$0	\$0	\$0	\$0	\$200,000

*Status definitions:

- Unidentified: Funding source has not yet been determined
- Identified: Funding source has been found, but not yet requested
- Applied: Grant or loan application has been submitted, or budget has been requested
- Awarded: Grant or loan has been offered but the contract has not yet been signed or budget has not yet been approved by Council
- Encumbered: Project contract has been signed and funds have been allocated to spend on the project

Funding amounts in red reflect sources that are unidentified, identified or anticipated.

Move Cooling Tower

AM-2014-79

Executive Summary:

Currently the cooling tower is located in a location that is not optimal nor does that cooling tower function efficiently for City Hall needs.

Project Justification:

The cooling tower could be relocated or replaced to provide a better aesthetic environment around City Hall and if replaced, could be a more efficient and safer to manage.

Location:

Other Location

City Hall

Project Status:

Active

Proposed 2015

External Factors:

Identifying a location for the tower and suitable connections

Maintenance:

Maintenance of capital facilities, buildings and infrastructure has an impact on a Department's operating budget, and thus routine maintenance costs for new and ongoing projects are identified in the table below.

	2015	2016	2017	2018	2019	2020	Total
Expected Annual Maintenance	\$0	\$0	\$0	\$0	\$0	\$0	\$0

Maintenance Comments:

Asset Management / General Fund

Move Cooling Tower

AM-2014-79

Spending:

Project Phase	Spending To Date	Estimated Spending							Total
		2015	2016	2017	2018	2019	2020	6-Year Total	
Construction	\$0	\$0	\$100,000	\$0	\$0	\$0	\$0	\$100,000	\$100,000
Purchases	\$0	\$0	\$100,000	\$0	\$0	\$0	\$0	\$100,000	\$100,000
Total	\$0	\$0	\$200,000	\$0	\$0	\$0	\$0	\$200,000	\$200,000

Funding:

Funding Name	Source	Status*	Funding to Date	Estimated Funding						Total
				2015	2016	2017	2018	2019	2020	
Unknown	---	Unidentified	\$0	\$0	\$200,000	\$0	\$0	\$0	\$0	\$200,000
Total			\$0	\$0	\$200,000	\$0	\$0	\$0	\$0	\$200,000

*Status definitions:

- Unidentified: Funding source has not yet been determined
- Identified: Funding source has been found, but not yet requested
- Applied: Grant or loan application has been submitted, or budget has been requested
- Awarded: Grant or loan has been offered but the contract has not yet been signed or budget has not yet been approved by Council
- Encumbered: Project contract has been signed and funds have been allocated to spend on the project

Funding amounts in red reflect sources that are unidentified, identified or anticipated.

Nelson Service Center

AM-2014-144

Executive Summary:

Nelson Service Center will consolidate the City's Fleet Services and Solid Waste Management into one facility co-located next to the Street Department at the Nelson Site currently owned by the City. This is the Capital Payment from Asset Management to support the SIP loan from Fleet.

Project Justification:

The Nelson Service Center will replace the Normandie Fleet Maintenance Operations that has past its functional life and not compatible with modern vehicle and equipment maintenance operations. It will eliminate the need for the Normandie location which will allow for surplus and redevelopment.

Location:

Other Location

Nelson

Project Status:

Active

2015

External Factors:

Maintenance:

Maintenance of capital facilities, buildings and infrastructure has an impact on a Department's operating budget, and thus routine maintenance costs for new and ongoing projects are identified in the table below.

	2015	2016	2017	2018	2019	2020	Total
Expected Annual Maintenance	\$0	\$0	\$0	\$0	\$0	\$0	\$0

Maintenance Comments:

Maintenance is based on a cost per sq ft calculation for the space and equipment.

Nelson Service Center

AM-2014-144

Spending:

Project Phase	Spending To Date	Estimated Spending							Total
		2015	2016	2017	2018	2019	2020	6-Year Total	
Construction	\$300,000	\$5,000,000	\$0	\$0	\$0	\$0	\$0	\$5,000,000	\$5,300,000
Total	\$300,000	\$5,000,000	\$0	\$0	\$0	\$0	\$0	\$5,000,000	\$5,300,000

Funding:

Funding Name	Source	Status*	Funding to Date	Estimated Funding						Total
				2015	2016	2017	2018	2019	2020	
SIP - Fleet	Local	Encumbered	\$300,000	\$5,000,000	\$0	\$0	\$0	\$0	\$0	\$5,300,000
Total			\$300,000	\$5,000,000	\$0	\$0	\$0	\$0	\$0	\$5,300,000

*Status definitions:

- Unidentified: Funding source has not yet been determined
- Identified: Funding source has been found, but not yet requested
- Applied: Grant or loan application has been submitted, or budget has been requested
- Awarded: Grant or loan has been offered but the contract has not yet been signed or budget has not yet been approved by Council
- Encumbered: Project contract has been signed and funds have been allocated to spend on the project

Funding amounts in red reflect sources that are unidentified, identified or anticipated.

Public Defenders

AM-2014-115

Executive Summary:

This project would build distinguishable and separated service counters in the lobby of the Public Defenders office. Similar in style to the My Spokane counters in the lobby of City Hall.

Project Justification:

Public Defender’s area is requesting revamping their front area to better serve clients, provide greater confidentiality and make the system more efficient.

Location:

Other Location

Prosecutors and Public Defenders Building

Project Status:

Active

Proposed for 2015

External Factors:

Funding from Asset Management. Funding will be available as long as the bids are remain the same.

Maintenance:

Maintenance of capital facilities, buildings and infrastructure has an impact on a Department’s operating budget, and thus routine maintenance costs for new and ongoing projects are identified in the table below.

	2015	2016	2017	2018	2019	2020	Total
Expected Annual Maintenance	\$0	\$0	\$0	\$0	\$0	\$0	\$0

Maintenance Comments:

Public Defenders

AM-2014-115

Spending:

Project Phase	Spending To Date	Estimated Spending							Total
		2015	2016	2017	2018	2019	2020	6-Year Total	
Construction	\$0	\$3,000	\$0	\$0	\$0	\$0	\$0	\$3,000	\$3,000
Purchases	\$0	\$7,000	\$0	\$0	\$0	\$0	\$0	\$7,000	\$7,000
Total	\$0	\$10,000	\$0	\$0	\$0	\$0	\$0	\$10,000	\$10,000

Funding:

Funding Name	Source	Status*	Funding to Date	Estimated Funding						Total
				2015	2016	2017	2018	2019	2020	
Known	Local	Identified	\$0	\$10,000	\$0	\$0	\$0	\$0	\$0	\$10,000
Total			\$0	\$10,000	\$0	\$0	\$0	\$0	\$0	\$10,000

*Status definitions:

- Unidentified: Funding source has not yet been determined
- Identified: Funding source has been found, but not yet requested
- Applied: Grant or loan application has been submitted, or budget has been requested
- Awarded: Grant or loan has been offered but the contract has not yet been signed or budget has not yet been approved by Council
- Encumbered: Project contract has been signed and funds have been allocated to spend on the project

Funding amounts in red reflect sources that are unidentified, identified or anticipated.

Control Energy Improvement Upgrade for IT, HY, and ES

AM-2014-44

Executive Summary:

Upgrade our current environmental control system to a web based system.

Project Justification:

This will allow us to control our HVAC system remotely.

Location:

Other Location

Indian Trail Library 4909 W. Barnes Hillyard Library 4005 N. Cook East Side Library 524 S. Stone

Project Status:

Active

Proposed in 2016

External Factors:

Project to be funded by the proceeds from the sale of a property.

Maintenance:

Maintenance of capital facilities, buildings and infrastructure has an impact on a Department's operating budget, and thus routine maintenance costs for new and ongoing projects are identified in the table below.

	2015	2016	2017	2018	2019	2020	Total
Expected Annual Maintenance	\$0	\$0	\$0	\$0	\$0	\$0	\$0

Maintenance Comments:

Control Energy Improvement Upgrade for IT, HY, and ES

AM-2014-44

Spending:

Project Phase	Spending To Date	Estimated Spending							Total
		2015	2016	2017	2018	2019	2020	6-Year Total	
Purchases	\$0	\$0	\$35,000	\$0	\$0	\$0	\$0	\$35,000	\$35,000
Total	\$0	\$0	\$35,000	\$0	\$0	\$0	\$0	\$35,000	\$35,000

Funding:

Funding Name	Source	Status*	Funding to Date	Estimated Funding						
				2015	2016	2017	2018	2019	2020	Total
Known	Local	Identified	\$0	\$0	\$35,000	\$0	\$0	\$0	\$0	\$35,000
Total			\$0	\$0	\$35,000	\$0	\$0	\$0	\$0	\$35,000

*Status definitions:

- Unidentified: Funding source has not yet been determined
- Identified: Funding source has been found, but not yet requested
- Applied: Grant or loan application has been submitted, or budget has been requested
- Awarded: Grant or loan has been offered but the contract has not yet been signed or budget has not yet been approved by Council
- Encumbered: Project contract has been signed and funds have been allocated to spend on the project

Funding amounts in red reflect sources that are unidentified, identified or anticipated.

DT fire alarm panel needs upgrade

AM-2014-71

Executive Summary:

Upgrade DT fire alarm panel from a 4100 to a 4100ES

Project Justification:

The existing panel is 20 years old and needs an upgrade.

Location:

Other Location

Main Library 906 W. Main

Project Status:

Active

Proposed for 2016

External Factors:

Maintenance:

Maintenance of capital facilities, buildings and infrastructure has an impact on a Department's operating budget, and thus routine maintenance costs for new and ongoing projects are identified in the table below.

	2015	2016	2017	2018	2019	2020	Total
Expected Annual Maintenance	\$0	\$0	\$0	\$0	\$0	\$0	\$0

Maintenance Comments:

DT fire alarm panel needs upgrade

AM-2014-71

Spending:

Project Phase	Spending To Date	Estimated Spending							Total
		2015	2016	2017	2018	2019	2020	6-Year Total	
Purchases	\$0	\$0	\$16,000	\$0	\$0	\$0	\$0	\$16,000	\$16,000
Total	\$0	\$0	\$16,000	\$0	\$0	\$0	\$0	\$16,000	\$16,000

Funding:

Funding Name	Source	Status*	Funding to Date	Estimated Funding						Total
				2015	2016	2017	2018	2019	2020	
General Fund	Local	Identified	\$0	\$0	\$16,000	\$0	\$0	\$0	\$0	\$16,000
Total			\$0	\$0	\$16,000	\$0	\$0	\$0	\$0	\$16,000

*Status definitions:

- Unidentified: Funding source has not yet been determined
- Identified: Funding source has been found, but not yet requested
- Applied: Grant or loan application has been submitted, or budget has been requested
- Awarded: Grant or loan has been offered but the contract has not yet been signed or budget has not yet been approved by Council
- Encumbered: Project contract has been signed and funds have been allocated to spend on the project

Funding amounts in red reflect sources that are unidentified, identified or anticipated.

Replace Carpet at East Side Library

AM-2014-45

Executive Summary:

Replace carpet at the East Side library.

Project Justification:

The carpet is 20 years old and extremely worn.

Location:

Other Location

East Side Library 524 S. Stone

Project Status:

Active

Proposed for 2016

External Factors:

Maintenance:

Maintenance of capital facilities, buildings and infrastructure has an impact on a Department's operating budget, and thus routine maintenance costs for new and ongoing projects are identified in the table below.

	2015	2016	2017	2018	2019	2020	Total
Expected Annual Maintenance	\$500	\$500	\$500	\$500	\$500	\$500	\$3,000

Maintenance Comments:

Replace Carpet at East Side Library

AM-2014-45

Spending:

Project Phase	Spending To Date	Estimated Spending							Total
		2015	2016	2017	2018	2019	2020	6-Year Total	
Purchases	\$0	\$0	\$75,000	\$0	\$0	\$0	\$0	\$75,000	\$75,000
Total	\$0	\$0	\$75,000	\$0	\$0	\$0	\$0	\$75,000	\$75,000

Funding:

Funding Name	Source	Status*	Funding to Date	Estimated Funding						Total
				2015	2016	2017	2018	2019	2020	
Known	Local	Identified	\$0	\$0	\$75,000	\$0	\$0	\$0	\$0	\$75,000
Total			\$0	\$0	\$75,000	\$0	\$0	\$0	\$0	\$75,000

*Status definitions:

- Unidentified: Funding source has not yet been determined
- Identified: Funding source has been found, but not yet requested
- Applied: Grant or loan application has been submitted, or budget has been requested
- Awarded: Grant or loan has been offered but the contract has not yet been signed or budget has not yet been approved by Council
- Encumbered: Project contract has been signed and funds have been allocated to spend on the project

Funding amounts in red reflect sources that are unidentified, identified or anticipated.

Replace Carpet at the Hillyard Library

AM-2014-46

Executive Summary:

Replace carpet at the Hillyard library

Project Justification:

The carpet is 20 years old and extremely worn

Location:

Other Location

Hillyard Library 4005 N. Cook

Project Status:

Active

Proposed for 2016

External Factors:

Maintenance:

Maintenance of capital facilities, buildings and infrastructure has an impact on a Department's operating budget, and thus routine maintenance costs for new and ongoing projects are identified in the table below.

	2015	2016	2017	2018	2019	2020	Total
Expected Annual Maintenance	\$500	\$500	\$500	\$500	\$500	\$500	\$3,000

Maintenance Comments:

Replace Carpet at the Hillyard Library

AM-2014-46

Spending:

Project Phase	Spending To Date	Estimated Spending							Total
		2015	2016	2017	2018	2019	2020	6-Year Total	
Purchases	\$0	\$0	\$75,000	\$0	\$0	\$0	\$0	\$75,000	\$75,000
Total	\$0	\$0	\$75,000	\$0	\$0	\$0	\$0	\$75,000	\$75,000

Funding:

Funding Name	Source	Status*	Funding to Date	Estimated Funding						
				2015	2016	2017	2018	2019	2020	Total
Known	Local	Identified	\$0	\$0	\$75,000	\$0	\$0	\$0	\$0	\$75,000
Total			\$0	\$0	\$75,000	\$0	\$0	\$0	\$0	\$75,000

*Status definitions:

- Unidentified: Funding source has not yet been determined
- Identified: Funding source has been found, but not yet requested
- Applied: Grant or loan application has been submitted, or budget has been requested
- Awarded: Grant or loan has been offered but the contract has not yet been signed or budget has not yet been approved by Council
- Encumbered: Project contract has been signed and funds have been allocated to spend on the project

Funding amounts in red reflect sources that are unidentified, identified or anticipated.

Replace Carpet at the Main Library

AM-2014-32

Executive Summary:

Replace carpet at the main library.

Project Justification:

The carpet is 20 years old and extremely worn.

Location:

Other Location

Main Library 906 W. Main

Project Status:

Active

Proposed for 2015

External Factors:

This project is contingent on the sale of a Library owned property.

Maintenance:

Maintenance of capital facilities, buildings and infrastructure has an impact on a Department's operating budget, and thus routine maintenance costs for new and ongoing projects are identified in the table below.

	2015	2016	2017	2018	2019	2020	Total
Expected Annual Maintenance	\$1,000	\$1,000	\$1,000	\$1,000	\$1,000	\$1,000	\$6,000

Maintenance Comments:

Replace Carpet at the Main Library

AM-2014-32

Spending:

Project Phase	Spending To Date	Estimated Spending							Total
		2015	2016	2017	2018	2019	2020	6-Year Total	
Purchases	\$6,400	\$200,000	\$0	\$0	\$0	\$0	\$0	\$200,000	\$206,400
Total	\$6,400	\$200,000	\$0	\$0	\$0	\$0	\$0	\$200,000	\$206,400

Funding:

Funding Name	Source	Status*	Funding to Date	Estimated Funding						Total
				2015	2016	2017	2018	2019	2020	
Known	Local	Identified	\$6,400	\$200,000	\$0	\$0	\$0	\$0	\$0	\$206,400
Total			\$6,400	\$200,000	\$0	\$0	\$0	\$0	\$0	\$206,400

*Status definitions:

- Unidentified: Funding source has not yet been determined
- Identified: Funding source has been found, but not yet requested
- Applied: Grant or loan application has been submitted, or budget has been requested
- Awarded: Grant or loan has been offered but the contract has not yet been signed or budget has not yet been approved by Council
- Encumbered: Project contract has been signed and funds have been allocated to spend on the project

Funding amounts in red reflect sources that are unidentified, identified or anticipated.

Replace Carpet at the Shadle Library

AM-2014-47

Executive Summary:

Replace carpet at the Shadle library.

Project Justification:

The carpet is 20 years old and extremely worn.

Location:

Other Location

Shadle Library 2111 W. Wellesley

Project Status:

Active

Proposed for 2016

External Factors:

Maintenance:

Maintenance of capital facilities, buildings and infrastructure has an impact on a Department's operating budget, and thus routine maintenance costs for new and ongoing projects are identified in the table below.

	2015	2016	2017	2018	2019	2020	Total
Expected Annual Maintenance	\$1,000	\$1,000	\$1,000	\$1,000	\$1,000	\$1,000	\$6,000

Maintenance Comments:

Replace Carpet at the Shadle Library

AM-2014-47

Spending:

Project Phase	Spending To Date	Estimated Spending							Total
		2015	2016	2017	2018	2019	2020	6-Year Total	
Purchases	\$0	\$0	\$100,000	\$0	\$0	\$0	\$0	\$100,000	\$100,000
Total	\$0	\$0	\$100,000	\$0	\$0	\$0	\$0	\$100,000	\$100,000

Funding:

Funding Name	Source	Status*	Funding to Date	Estimated Funding						Total
				2015	2016	2017	2018	2019	2020	
Known	Local	Identified	\$0	\$0	\$100,000	\$0	\$0	\$0	\$0	\$100,000
Total			\$0	\$0	\$100,000	\$0	\$0	\$0	\$0	\$100,000

*Status definitions:

- Unidentified: Funding source has not yet been determined
- Identified: Funding source has been found, but not yet requested
- Applied: Grant or loan application has been submitted, or budget has been requested
- Awarded: Grant or loan has been offered but the contract has not yet been signed or budget has not yet been approved by Council
- Encumbered: Project contract has been signed and funds have been allocated to spend on the project

Funding amounts in red reflect sources that are unidentified, identified or anticipated.

Replace red carpet in YA section at South Hill

AM-2014-59

Executive Summary:

Replace red carpet in the YA section at the South Hill library.

Project Justification:

This section of carpet is difficult to vacuum due to the variances in height of the carpet pattern. A lot of arts and crafts are done by kids in this section.

Location:

Other Location

South Hill Library 3324 S. Perry

Project Status:

Active

Proposed for 2016

External Factors:

Maintenance:

Maintenance of capital facilities, buildings and infrastructure has an impact on a Department's operating budget, and thus routine maintenance costs for new and ongoing projects are identified in the table below.

	2015	2016	2017	2018	2019	2020	Total
Expected Annual Maintenance	\$1,000	\$1,000	\$1,000	\$1,000	\$1,000	\$1,000	\$6,000

Maintenance Comments:

Replace red carpet in YA section at South Hill

AM-2014-59

Spending:

Project Phase	Spending To Date	Estimated Spending							Total
		2015	2016	2017	2018	2019	2020	6-Year Total	
Purchases	\$0	\$0	\$20,000	\$0	\$0	\$0	\$0	\$20,000	\$20,000
Total	\$0	\$0	\$20,000	\$0	\$0	\$0	\$0	\$20,000	\$20,000

Funding:

Funding Name	Source	Status*	Funding to Date	Estimated Funding						Total
				2015	2016	2017	2018	2019	2020	
Known	Local	Identified	\$0	\$0	\$20,000	\$0	\$0	\$0	\$0	\$20,000
Total			\$0	\$0	\$20,000	\$0	\$0	\$0	\$0	\$20,000

*Status definitions:

- Unidentified: Funding source has not yet been determined
- Identified: Funding source has been found, but not yet requested
- Applied: Grant or loan application has been submitted, or budget has been requested
- Awarded: Grant or loan has been offered but the contract has not yet been signed or budget has not yet been approved by Council
- Encumbered: Project contract has been signed and funds have been allocated to spend on the project

Funding amounts in red reflect sources that are unidentified, identified or anticipated.

Replace roof at South Hill Library

AM-2014-30

Executive Summary:

Replace entire roof of South Hill Library.

Project Justification:

The South Hill Library was built in 1996 and this is the original roof.

Location:

Other Location

South Hill Library 3324 S. Perry

Project Status:

Active

Proposed for 2015

External Factors:

We have experienced a lot of roof leaks over the years so weather is an external factor. Asset Management is projecting to fund this property as a package of immediate roofing needs.

Maintenance:

Maintenance of capital facilities, buildings and infrastructure has an impact on a Department's operating budget, and thus routine maintenance costs for new and ongoing projects are identified in the table below.

	2015	2016	2017	2018	2019	2020	Total
Expected Annual Maintenance	\$0	\$0	\$0	\$0	\$0	\$0	\$0

Maintenance Comments:

Routine maintenance requires cleaning the roof of debris using hourly paid staff.

Replace roof at South Hill Library

AM-2014-30

Spending:

Project Phase	Spending To Date	Estimated Spending							Total
		2015	2016	2017	2018	2019	2020	6-Year Total	
Construction	\$0	\$125,000	\$0	\$0	\$0	\$0	\$0	\$125,000	\$125,000
Total	\$0	\$125,000	\$0	\$0	\$0	\$0	\$0	\$125,000	\$125,000

Funding:

Funding Name	Source	Status*	Funding to Date	Estimated Funding						Total
				2015	2016	2017	2018	2019	2020	
Known	Local	Encumbered	\$0	\$125,000	\$0	\$0	\$0	\$0	\$0	\$125,000
Total			\$0	\$125,000	\$0	\$0	\$0	\$0	\$0	\$125,000

*Status definitions:

- Unidentified: Funding source has not yet been determined
- Identified: Funding source has been found, but not yet requested
- Applied: Grant or loan application has been submitted, or budget has been requested
- Awarded: Grant or loan has been offered but the contract has not yet been signed or budget has not yet been approved by Council
- Encumbered: Project contract has been signed and funds have been allocated to spend on the project

Funding amounts in red reflect sources that are unidentified, identified or anticipated.

Replace Roof at the Hillyard Library

AM-2014-68

Executive Summary:

Replace roof at the Hillyard Library

Project Justification:

The roof is 20 years old and needs to be replaced.

Location:

Other Location

Hillyard Library 4005 N. Cook

Project Status:

Active

Proposed 2016

External Factors:

Maintenance:

Maintenance of capital facilities, buildings and infrastructure has an impact on a Department's operating budget, and thus routine maintenance costs for new and ongoing projects are identified in the table below.

	2015	2016	2017	2018	2019	2020	Total
Expected Annual Maintenance	\$0	\$0	\$0	\$0	\$0	\$0	\$0

Maintenance Comments:

Replace Roof at the Hillyard Library

AM-2014-68

Spending:

Project Phase	Spending To Date	Estimated Spending							Total
		2015	2016	2017	2018	2019	2020	6-Year Total	
Purchases	\$0	\$0	\$90,000	\$0	\$0	\$0	\$0	\$90,000	\$90,000
Total	\$0	\$0	\$90,000	\$0	\$0	\$0	\$0	\$90,000	\$90,000

Funding:

Funding Name	Source	Status*	Funding to Date	Estimated Funding						Total
				2015	2016	2017	2018	2019	2020	
Known	Local	Identified	\$0	\$0	\$90,000	\$0	\$0	\$0	\$0	\$90,000
Total			\$0	\$0	\$90,000	\$0	\$0	\$0	\$0	\$90,000

*Status definitions:

- Unidentified: Funding source has not yet been determined
- Identified: Funding source has been found, but not yet requested
- Applied: Grant or loan application has been submitted, or budget has been requested
- Awarded: Grant or loan has been offered but the contract has not yet been signed or budget has not yet been approved by Council
- Encumbered: Project contract has been signed and funds have been allocated to spend on the project

Funding amounts in red reflect sources that are unidentified, identified or anticipated.

Replace Roof at the Main Library

AM-2014-48

Executive Summary:

Replace the roof at the main library.

Project Justification:

The roof is 20 years old and we have many problems with leaks.

Location:

Other Location

Main Library 906 W. Main Ave

Project Status:

Active

Proposed for 2015

External Factors:

This project will be funded through the proceeds of a disposed Library owned property.

Maintenance:

Maintenance of capital facilities, buildings and infrastructure has an impact on a Department's operating budget, and thus routine maintenance costs for new and ongoing projects are identified in the table below.

	2015	2016	2017	2018	2019	2020	Total
Expected Annual Maintenance	\$250	\$250	\$250	\$250	\$250	\$250	\$1,500

Maintenance Comments:

Replace Roof at the Main Library

AM-2014-48

Spending:

Project Phase	Spending To Date	Estimated Spending							Total
		2015	2016	2017	2018	2019	2020	6-Year Total	
Purchases	\$0	\$175,000	\$0	\$0	\$0	\$0	\$0	\$175,000	\$175,000
Total	\$0	\$175,000	\$0	\$0	\$0	\$0	\$0	\$175,000	\$175,000

Funding:

Funding Name	Source	Status*	Funding to Date	Estimated Funding						Total
				2015	2016	2017	2018	2019	2020	
Known	Local	Encumbered	\$0	\$175,000	\$0	\$0	\$0	\$0	\$0	\$175,000
Total			\$0	\$175,000	\$0	\$0	\$0	\$0	\$0	\$175,000

*Status definitions:

- Unidentified: Funding source has not yet been determined
- Identified: Funding source has been found, but not yet requested
- Applied: Grant or loan application has been submitted, or budget has been requested
- Awarded: Grant or loan has been offered but the contract has not yet been signed or budget has not yet been approved by Council
- Encumbered: Project contract has been signed and funds have been allocated to spend on the project

Funding amounts in red reflect sources that are unidentified, identified or anticipated.

Resurface Parking Lots at all Branches

AM-2014-80

Executive Summary:

Resurface parking lots at all branches

Project Justification:

The parking lots have developed cracks and need to be resurfaced.

Location:

Other Location

East Side Library 524 S. Stone Hillyard Library 4005 N. Cook Indian Trail library 4909 W. Barnes Shadle Library 2111 W. Wellesley South Hill Library 3324 S. Perry

Project Status:

Active

Proposed for 2017

External Factors:

Maintenance:

Maintenance of capital facilities, buildings and infrastructure has an impact on a Department's operating budget, and thus routine maintenance costs for new and ongoing projects are identified in the table below.

	2015	2016	2017	2018	2019	2020	Total
Expected Annual Maintenance	\$0	\$0	\$0	\$0	\$0	\$0	\$0

Maintenance Comments:

Resurface Parking Lots at all Branches

AM-2014-80

Spending:

Project Phase	Spending To Date	Estimated Spending							Total
		2015	2016	2017	2018	2019	2020	6-Year Total	
Construction	\$0	\$0	\$0	\$350,000	\$0	\$0	\$0	\$350,000	\$350,000
Total	\$0	\$0	\$0	\$350,000	\$0	\$0	\$0	\$350,000	\$350,000

Funding:

Funding Name	Source	Status*	Funding to Date	Estimated Funding						
				2015	2016	2017	2018	2019	2020	Total
General Fund	Local	Identified	\$0	\$0	\$0	\$350,000	\$0	\$0	\$0	\$350,000
Total			\$0	\$0	\$0	\$350,000	\$0	\$0	\$0	\$350,000

*Status definitions:

- Unidentified: Funding source has not yet been determined
- Identified: Funding source has been found, but not yet requested
- Applied: Grant or loan application has been submitted, or budget has been requested
- Awarded: Grant or loan has been offered but the contract has not yet been signed or budget has not yet been approved by Council
- Encumbered: Project contract has been signed and funds have been allocated to spend on the project

Funding amounts in red reflect sources that are unidentified, identified or anticipated.

East Central Community Health Center

AM-2014-69

Executive Summary:

Partial support for providing access to health care for low and moderate income families in south east Spokane.

Project Justification:

This project will create better access to health care for the community.

Location:

Other Location

East Central Neighborhood

Project Status:

Active

The project is in the planning stages.

External Factors:

This project is contingent on identifying a healthcare partner. An external health care provider partner has not yet been identified. With a strong partner, this project will be competitive in an application for additional CDBG funding.

Maintenance:

Maintenance of capital facilities, buildings and infrastructure has an impact on a Department's operating budget, and thus routine maintenance costs for new and ongoing projects are identified in the table below.

	2015	2016	2017	2018	2019	2020	Total
Expected Annual Maintenance	\$0	\$0	\$0	\$0	\$0	\$0	\$0

Maintenance Comments:

Maintenance is the responsibility of the nonprofit that operates the East Central Community Center

East Central Community Health Center

AM-2014-69

Spending:

Project Phase	Spending To Date	Estimated Spending						6-Year Total	Total
		2015	2016	2017	2018	2019	2020		
Construction	\$0	\$75,000	\$0	\$0	\$0	\$0	\$0	\$75,000	\$75,000
Planning	\$0	\$25,000	\$0	\$0	\$0	\$0	\$0	\$25,000	\$25,000
Total	\$0	\$100,000	\$0	\$0	\$0	\$0	\$0	\$100,000	\$100,000

Funding:

Funding Name	Source	Status*	Funding to Date	Estimated Funding						Total
				2015	2016	2017	2018	2019	2020	
Unknown	---	Awarded	\$0	\$100,000	\$0	\$0	\$0	\$0	\$0	\$100,000
Total			\$0	\$100,000	\$0	\$0	\$0	\$0	\$0	\$100,000

*Status definitions:

- Unidentified: Funding source has not yet been determined
- Identified: Funding source has been found, but not yet requested
- Applied: Grant or loan application has been submitted, or budget has been requested
- Awarded: Grant or loan has been offered but the contract has not yet been signed or budget has not yet been approved by Council
- Encumbered: Project contract has been signed and funds have been allocated to spend on the project

Funding amounts in red reflect sources that are unidentified, identified or anticipated.

Asset Management / Parking

LPR

AM-2014-51

Executive Summary:

License Plate Recognition Technology increase the efficiency and expands the potential to provide parking relate services to larger areas

Project Justification:

Increases the capability of the individual parking enforcement officer and is one of multiple layers of the overall parking system

Location:

Other Location
Spokane

Project Status:

Active
Active

External Factors:

Vehicles

Maintenance:

Maintenance of capital facilities, buildings and infrastructure has an impact on a Department's operating budget, and thus routine maintenance costs for new and ongoing projects are identified in the table below.

	2015	2016	2017	2018	2019	2020	Total
Expected Annual Maintenance	\$5,000	\$5,000	\$5,000	\$5,000	\$5,000	\$5,000	\$30,000

Maintenance Comments:

Software and Data upgrades

Asset Management / Parking

LPR

AM-2014-51

Spending:

Project Phase	Spending To Date	Estimated Spending							Total
		2015	2016	2017	2018	2019	2020	6-Year Total	
Purchases	\$50,000	\$150,000	\$0	\$0	\$0	\$0	\$0	\$150,000	\$200,000
Total	\$50,000	\$150,000	\$0	\$0	\$0	\$0	\$0	\$150,000	\$200,000

Funding:

Funding Name	Source	Status*	Funding to Date	Estimated Funding						Total
				2015	2016	2017	2018	2019	2020	
Parking Revenues	Local	Identified	\$50,000	\$150,000	\$0	\$0	\$0	\$0	\$0	\$200,000
Total			\$50,000	\$150,000	\$0	\$0	\$0	\$0	\$0	\$200,000

*Status definitions:

- Unidentified: Funding source has not yet been determined
- Identified: Funding source has been found, but not yet requested
- Applied: Grant or loan application has been submitted, or budget has been requested
- Awarded: Grant or loan has been offered but the contract has not yet been signed or budget has not yet been approved by Council
- Encumbered: Project contract has been signed and funds have been allocated to spend on the project

Funding amounts in red reflect sources that are unidentified, identified or anticipated.

Parking Citation Software

AM-2013-131

Executive Summary:

This software and hardware system will provide greater capacity to monitor parking trends, provide more effective enforcement and improve quality of information captured and stored by the parking team. This system will also integrate with new Smart Meters proposed in the capital plan.

Project Justification:

Our current system is dated and does not have the capability to manage the level of information as well as interact with new Smart Meter technology proposed in the capital plan. This system will enhance officer efficiency as well as improve tracking and interface capability with various departments(Parking, Courts)

Location:

Other Location

The hardware (devices) will be housed at the parking service center and with the staff in the field. The software will be housed at the service center and backed up in the cloud

Project Status:

Active

Active

External Factors:

Maintenance:

Maintenance of capital facilities, buildings and infrastructure has an impact on a Department's operating budget, and thus routine maintenance costs for new and ongoing projects are identified in the table below.

	2015	2016	2017	2018	2019	2020	Total
Expected Annual Maintenance	\$0	\$0	\$0	\$0	\$0	\$0	\$0

Maintenance Comments:

Software maintenance is completed by vendor as part of the contract. The system is hosted in the cloud and the vendor services it on a regular basis.

Parking Citation Software

AM-2013-131

Spending:

Project Phase	Spending To Date	Estimated Spending							Total
		2015	2016	2017	2018	2019	2020	6-Year Total	
Purchases	\$0	\$112,680	\$112,680	\$112,680	\$112,680	\$0	\$0	\$450,720	\$450,720
Total	\$0	\$112,680	\$112,680	\$112,680	\$112,680	\$0	\$0	\$450,720	\$450,720

Funding:

Funding Name	Source	Status*	Funding to Date	Estimated Funding						Total
				2015	2016	2017	2018	2019	2020	
Known	Local	Encumbered	\$0	\$112,680	\$112,680	\$112,680	\$112,680	\$0	\$0	\$450,720
Total			\$0	\$112,680	\$112,680	\$112,680	\$112,680	\$0	\$0	\$450,720

*Status definitions:

- Unidentified: Funding source has not yet been determined
- Identified: Funding source has been found, but not yet requested
- Applied: Grant or loan application has been submitted, or budget has been requested
- Awarded: Grant or loan has been offered but the contract has not yet been signed or budget has not yet been approved by Council
- Encumbered: Project contract has been signed and funds have been allocated to spend on the project

Funding amounts in red reflect sources that are unidentified, identified or anticipated.

Parking Downtown Investments

AM-2014-52

Executive Summary:

Investment of parking system revenues in accordance with the Parking System Fund Ordinance for street -cape type investments.

Project Justification:

To improve the safety, reduce hazards associated with the sidewalks. Improve the environment around the city streets. These fund can utilized to attract external funding opportunities

Location:

Other Location
Downtown Core

Project Status:

Active
Active

External Factors:

Maintenance:

Maintenance of capital facilities, buildings and infrastructure has an impact on a Department's operating budget, and thus routine maintenance costs for new and ongoing projects are identified in the table below.

	2015	2016	2017	2018	2019	2020	Total
Expected Annual Maintenance	\$0	\$0	\$0	\$0	\$0	\$0	\$0

Maintenance Comments:

Parking Downtown Investments

AM-2014-52

Spending:

Project Phase	Spending To Date	Estimated Spending							Total
		2015	2016	2017	2018	2019	2020	6-Year Total	
Construction	\$0	\$500,000	\$600,000	\$700,000	\$800,000	\$900,000	\$900,000	\$4,400,000	\$4,400,000
Total	\$0	\$500,000	\$600,000	\$700,000	\$800,000	\$900,000	\$900,000	\$4,400,000	\$4,400,000

Funding:

Funding Name	Source	Status*	Funding to Date	Estimated Funding						Total
				2015	2016	2017	2018	2019	2020	
External Funding	---	Unidentified	\$0	\$0	\$0	\$0	\$0	\$0	\$0	\$0
Parking Revenues	State	Identified	\$0	\$500,000	\$600,000	\$700,000	\$800,000	\$900,000	\$900,000	\$4,400,000
Total			\$0	\$500,000	\$600,000	\$700,000	\$800,000	\$900,000	\$900,000	\$4,400,000

*Status definitions:

- Unidentified: Funding source has not yet been determined
- Identified: Funding source has been found, but not yet requested
- Applied: Grant or loan application has been submitted, or budget has been requested
- Awarded: Grant or loan has been offered but the contract has not yet been signed or budget has not yet been approved by Council
- Encumbered: Project contract has been signed and funds have been allocated to spend on the project

Funding amounts in red reflect sources that are unidentified, identified or anticipated.

Parking Facility

AM-2014-50

Executive Summary:

Parking specific facility in the heart of downtown. It will create efficiencies within the parking system and utilize a no performing asset at Intermodal.

Project Justification:

It will increase Parking presence in the core of down town. In addition, the efficiencies gained from this project will pay off in 2 years.

Location:

Other Location
Intermodal Paint Building

Project Status:

Active
Project is out for bid. Operational efficiencies and cost savings pay for this project in 2 years

External Factors:

Maintenance:

Maintenance of capital facilities, buildings and infrastructure has an impact on a Department's operating budget, and thus routine maintenance costs for new and ongoing projects are identified in the table below.

	2015	2016	2017	2018	2019	2020	Total
Expected Annual Maintenance	\$20,000	\$20,000	\$20,000	\$20,000	\$20,000	\$20,000	\$120,000

Maintenance Comments:

Asset Management / Parking

Parking Facility

AM-2014-50

Spending:

Project Phase	Spending To Date	Estimated Spending							Total
		2015	2016	2017	2018	2019	2020	6-Year Total	
Construction	\$5,000	\$250,000	\$0	\$0	\$0	\$0	\$0	\$250,000	\$255,000
Total	\$5,000	\$250,000	\$0	\$0	\$0	\$0	\$0	\$250,000	\$255,000

Funding:

Funding Name	Source	Status*	Funding to Date	Estimated Funding						Total
				2015	2016	2017	2018	2019	2020	
Parking Revenues	Local	Identified	\$5,000	\$250,000	\$0	\$0	\$0	\$0	\$0	\$255,000
Total			\$5,000	\$250,000	\$0	\$0	\$0	\$0	\$0	\$255,000

*Status definitions:

- Unidentified: Funding source has not yet been determined
- Identified: Funding source has been found, but not yet requested
- Applied: Grant or loan application has been submitted, or budget has been requested
- Awarded: Grant or loan has been offered but the contract has not yet been signed or budget has not yet been approved by Council
- Encumbered: Project contract has been signed and funds have been allocated to spend on the project

Funding amounts in red reflect sources that are unidentified, identified or anticipated.

Parking Meter Upgrade

AM-2013-2

Executive Summary:

Purchase and install 800 meters and parking sensors into high volume parking areas in the Spokane Downtown area in 2013 and 2014 . These meters allow for payments from coins and credit cards.

Project Justification:

This project is designed to improve the quality and efficiency of the Parking System in Spokane. This project will move us to a level of information collection and data management that will provide value to multiple stakeholders.(The City, local business & prospective businesses evaluating Spokane)

Location:

Other Location

Spokane Downtown high volume parking areas

Project Status:

Active

Active

External Factors:

Multiple vendors have been identified to provide the meters and sensor.

Maintenance:

Maintenance of capital facilities, buildings and infrastructure has an impact on a Department's operating budget, and thus routine maintenance costs for new and ongoing projects are identified in the table below.

	2015	2016	2017	2018	2019	2020	Total
Expected Annual Maintenance	\$9,600	\$19,200	\$25,600	\$25,600	\$25,600	\$0	\$105,600

Maintenance Comments:

It is important to note that maintenance will be similar to current levels. These costs will replace similar costs associated with our current system. The \$9,600 is inclusive of installation and maintenance in year one. These new meters will also have a warranty if they need to be replaced for any reason.

Parking Meter Upgrade

AM-2013-2

Spending:

Project Phase	Spending To Date	Estimated Spending							Total
		2015	2016	2017	2018	2019	2020	6-Year Total	
Purchases	\$1,000,000	\$175,000	\$175,000	\$0	\$0	\$0	\$0	\$350,000	\$1,350,000
Total	\$1,000,000	\$175,000	\$175,000	\$0	\$0	\$0	\$0	\$350,000	\$1,350,000

Funding:

Funding Name	Source	Status*	Funding to Date	Estimated Funding						Total
				2015	2016	2017	2018	2019	2020	
Parking Revenues	---	Identified	\$1,000,000	\$175,000	\$175,000	\$0	\$0	\$0	\$0	\$1,350,000
Total			\$1,000,000	\$175,000	\$175,000	\$0	\$0	\$0	\$0	\$1,350,000

*Status definitions:

- Unidentified: Funding source has not yet been determined
- Identified: Funding source has been found, but not yet requested
- Applied: Grant or loan application has been submitted, or budget has been requested
- Awarded: Grant or loan has been offered but the contract has not yet been signed or budget has not yet been approved by Council
- Encumbered: Project contract has been signed and funds have been allocated to spend on the project

Funding amounts in red reflect sources that are unidentified, identified or anticipated.

Golf - Clubhouse Partial Remodel & HVAC

AM-2013-62

Executive Summary:

Clubhouse partial remodel & HVAC at all 4 Golf Courses

Project Justification:

Clubhouse partial remodel & HVAC at all 4 Golf Courses

Location:

Other Location

All 4 Golf Courses

Project Status:

Active

Proposed

External Factors:

Maintenance:

Maintenance of capital facilities, buildings and infrastructure has an impact on a Department's operating budget, and thus routine maintenance costs for new and ongoing projects are identified in the table below.

	2015	2016	2017	2018	2019	2020	Total
Expected Annual Maintenance	\$0	\$0	\$0	\$0	\$0	\$0	\$0

Maintenance Comments:

Golf - Clubhouse Partial Remodel & HVAC

AM-2013-62

Spending:

Project Phase	Spending To Date	Estimated Spending							Total
		2015	2016	2017	2018	2019	2020	6-Year Total	
Construction	\$0	\$30,000	\$30,000	\$30,000	\$35,000	\$0	\$0	\$125,000	\$125,000
Total	\$0	\$30,000	\$30,000	\$30,000	\$35,000	\$0	\$0	\$125,000	\$125,000

Funding:

Funding Name	Source	Status*	Funding to Date	Estimated Funding						
				2015	2016	2017	2018	2019	2020	Total
Golf Capital	Local	Identified	\$0	\$30,000	\$0	\$0	\$0	\$0	\$0	\$30,000
Golf Capital	Local	Identified	\$0	\$0	\$30,000	\$30,000	\$35,000	\$0	\$0	\$95,000
Total			\$0	\$30,000	\$30,000	\$30,000	\$35,000	\$0	\$0	\$125,000

*Status definitions:

- Unidentified: Funding source has not yet been determined
- Identified: Funding source has been found, but not yet requested
- Applied: Grant or loan application has been submitted, or budget has been requested
- Awarded: Grant or loan has been offered but the contract has not yet been signed or budget has not yet been approved by Council
- Encumbered: Project contract has been signed and funds have been allocated to spend on the project

Funding amounts in red reflect sources that are unidentified, identified or anticipated.

Golf - Facilities Major Renovations

AM-2013-63

Executive Summary:

Major renovations to golf buildings and facilities

Project Justification:

All four golf course facilities are in need of major renovations to extend the life of the buildings.

Location:

Other Location

Division Wide -- all courses

Project Status:

Active

Proposed

External Factors:

none

Maintenance:

Maintenance of capital facilities, buildings and infrastructure has an impact on a Department's operating budget, and thus routine maintenance costs for new and ongoing projects are identified in the table below.

	2015	2016	2017	2018	2019	2020	Total
Expected Annual Maintenance	\$0	\$0	\$0	\$0	\$0	\$0	\$0

Maintenance Comments:

Golf - Facilities Major Renovations

AM-2013-63

Spending:

Project Phase	Spending To Date	Estimated Spending							Total
		2015	2016	2017	2018	2019	2020	6-Year Total	
Construction	\$0	\$0	\$200,000	\$210,000	\$220,000	\$230,000	\$0	\$860,000	\$860,000
Design	\$0	\$0	\$31,500	\$18,000	\$19,500	\$0	\$0	\$69,000	\$69,000
Total	\$0	\$0	\$231,500	\$228,000	\$239,500	\$230,000	\$0	\$929,000	\$929,000

Funding:

Funding Name	Source	Status*	Funding to Date	Estimated Funding						Total
				2015	2016	2017	2018	2019	2020	
Golf Capital	Local	Identified	\$0	\$0	\$231,500	\$228,000	\$239,500	\$230,000	\$0	\$929,000
Total			\$0	\$0	\$231,500	\$228,000	\$239,500	\$230,000	\$0	\$929,000

*Status definitions:

- Unidentified: Funding source has not yet been determined
- Identified: Funding source has been found, but not yet requested
- Applied: Grant or loan application has been submitted, or budget has been requested
- Awarded: Grant or loan has been offered but the contract has not yet been signed or budget has not yet been approved by Council
- Encumbered: Project contract has been signed and funds have been allocated to spend on the project

Funding amounts in red reflect sources that are unidentified, identified or anticipated.

Ops - Building Security

AM-2012-329

Executive Summary:

Replace building security systems and fire alarm monitoring, Re-key park lock system

Project Justification:

Better, more dependable access control

Location:

Other Location

Manito - 18th and Grand, Park Operations - Stone and Mallon, Woodland Center - Woodland Blvd and F, all park locations with lock systems

Project Status:

Active

Proposed

External Factors:

NA

Maintenance:

Maintenance of capital facilities, buildings and infrastructure has an impact on a Department's operating budget, and thus routine maintenance costs for new and ongoing projects are identified in the table below.

	2015	2016	2017	2018	2019	2020	Total
Expected Annual Maintenance	\$0	\$0	\$0	\$0	\$0	\$0	\$0

Maintenance Comments:

Asset Management / Parks and Recreation

Ops - Building Security

AM-2012-329

Spending:

Project Phase	Spending To Date	Estimated Spending							Total
		2015	2016	2017	2018	2019	2020	6-Year Total	
Construction	\$0	\$0	\$40,000	\$10,000	\$50,000	\$40,000	\$0	\$140,000	\$140,000
Planning	\$0	\$10,000	\$0	\$0	\$0	\$0	\$0	\$10,000	\$10,000
Total	\$0	\$10,000	\$40,000	\$10,000	\$50,000	\$40,000	\$0	\$150,000	\$150,000

Funding:

Funding Name	Source	Status*	Funding to Date	Estimated Funding						Total
				2015	2016	2017	2018	2019	2020	
Parks Capital	Local	Identified	\$0	\$0	\$40,000	\$10,000	\$50,000	\$40,000	\$0	\$140,000
Parks Capital	Local	Encumbered	\$0	\$10,000	\$0	\$0	\$0	\$0	\$0	\$10,000
Total			\$0	\$10,000	\$40,000	\$10,000	\$50,000	\$40,000	\$0	\$150,000

*Status definitions:

- Unidentified: Funding source has not yet been determined
- Identified: Funding source has been found, but not yet requested
- Applied: Grant or loan application has been submitted, or budget has been requested
- Awarded: Grant or loan has been offered but the contract has not yet been signed or budget has not yet been approved by Council
- Encumbered: Project contract has been signed and funds have been allocated to spend on the project

Funding amounts in red reflect sources that are unidentified, identified or anticipated.

Ops - Decorative Rock Repair

AM-2012-294

Executive Summary:

Replace and repair rock facades throughout the system

Project Justification:

Rock is falling off walls

Location:

Other Location

Various Parks - Manito Park, Cliff, Comstock, Rockwood Blvd, Corbin -etc.

Project Status:

Active

Update rock facades

External Factors:

N A

Maintenance:

Maintenance of capital facilities, buildings and infrastructure has an impact on a Department's operating budget, and thus routine maintenance costs for new and ongoing projects are identified in the table below.

	2015	2016	2017	2018	2019	2020	Total
Expected Annual Maintenance	\$0	\$0	\$0	\$0	\$0	\$0	\$0

Maintenance Comments:

Ops - Decorative Rock Repair

AM-2012-294

Spending:

Project Phase	Spending To Date	Estimated Spending							Total
		2015	2016	2017	2018	2019	2020	6-Year Total	
Construction	\$0	\$25,000	\$65,000	\$55,000	\$45,000	\$0	\$0	\$190,000	\$190,000
Total	\$0	\$25,000	\$65,000	\$55,000	\$45,000	\$0	\$0	\$190,000	\$190,000

Funding:

Funding Name	Source	Status*	Funding to Date	Estimated Funding						Total
				2015	2016	2017	2018	2019	2020	
Parks Capital	Local	Identified	\$0	\$0	\$65,000	\$55,000	\$45,000	\$0	\$0	\$165,000
Parks Capital	Local	Encumbered	\$0	\$25,000	\$0	\$0	\$0	\$0	\$0	\$25,000
Total			\$0	\$25,000	\$65,000	\$55,000	\$45,000	\$0	\$0	\$190,000

*Status definitions:

- Unidentified: Funding source has not yet been determined
- Identified: Funding source has been found, but not yet requested
- Applied: Grant or loan application has been submitted, or budget has been requested
- Awarded: Grant or loan has been offered but the contract has not yet been signed or budget has not yet been approved by Council
- Encumbered: Project contract has been signed and funds have been allocated to spend on the project

Funding amounts in red reflect sources that are unidentified, identified or anticipated.

Ops - Edwige Woldson Park Bathroom

AM-2012-299

Executive Summary:

Currently there is no restroom facility for the Moore-Turner Garden. A restroom in this location would serve Moore-Turner Garden and the surrounding Parkland.

Project Justification:

The garden and park does not have a bathroom.

Location:

Other Location

Edwige Woldson Park/Moore Turner Garden - 7th and Stevens

Project Status:

Active

Proposed

External Factors:

na

Maintenance:

Maintenance of capital facilities, buildings and infrastructure has an impact on a Department's operating budget, and thus routine maintenance costs for new and ongoing projects are identified in the table below.

	2015	2016	2017	2018	2019	2020	Total
Expected Annual Maintenance	\$0	\$0	\$0	\$0	\$0	\$0	\$0

Maintenance Comments:

Estimated with vandalism and repairs

Ops - Edwige Woldson Park Bathroom

AM-2012-299

Spending:

Project Phase	Spending To Date	Estimated Spending							Total
		2015	2016	2017	2018	2019	2020	6-Year Total	
Construction	\$0	\$0	\$0	\$0	\$0	\$115,000	\$0	\$115,000	\$115,000
Design	\$0	\$0	\$0	\$0	\$11,500	\$0	\$0	\$11,500	\$11,500
Total	\$0	\$0	\$0	\$0	\$11,500	\$115,000	\$0	\$126,500	\$126,500

Funding:

Funding Name	Source	Status*	Funding to Date	Estimated Funding						Total
				2015	2016	2017	2018	2019	2020	
Parks Capital	Local	Identified	\$0	\$0	\$0	\$0	\$11,500	\$115,000	\$0	\$126,500
Total			\$0	\$0	\$0	\$0	\$11,500	\$115,000	\$0	\$126,500

*Status definitions:

- Unidentified: Funding source has not yet been determined
- Identified: Funding source has been found, but not yet requested
- Applied: Grant or loan application has been submitted, or budget has been requested
- Awarded: Grant or loan has been offered but the contract has not yet been signed or budget has not yet been approved by Council
- Encumbered: Project contract has been signed and funds have been allocated to spend on the project

Funding amounts in red reflect sources that are unidentified, identified or anticipated.

Ops - Manito Backup Boiler Replacement

AM-2014-98

Executive Summary:

Install a backup boiler system for the Gaiser Conservatory

Project Justification:

Currently, there is not backup boiler system in place if there is a power outage.

Location:

Other Location

Manito Park - 21st and Park Drive

Project Status:

Active

Proposed

External Factors:

N A

Maintenance:

Maintenance of capital facilities, buildings and infrastructure has an impact on a Department's operating budget, and thus routine maintenance costs for new and ongoing projects are identified in the table below.

	2015	2016	2017	2018	2019	2020	Total
Expected Annual Maintenance	\$0	\$0	\$0	\$0	\$0	\$0	\$0

Maintenance Comments:

Ops - Manito Backup Boiler Replacement

AM-2014-98

Spending:

Project Phase	Spending To Date	Estimated Spending						6-Year Total	Total
		2015	2016	2017	2018	2019	2020		
Construction	\$0	\$0	\$0	\$75,000	\$0	\$0	\$0	\$75,000	\$75,000
Design	\$10,000	\$0	\$0	\$0	\$0	\$0	\$0	\$0	\$10,000
Total	\$10,000	\$0	\$0	\$75,000	\$0	\$0	\$0	\$75,000	\$85,000

Funding:

Funding Name	Source	Status*	Funding to Date	Estimated Funding						Total
				2015	2016	2017	2018	2019	2020	
Parks Capital	Local	Identified	\$10,000	\$0	\$0	\$75,000	\$0	\$0	\$0	\$85,000
Total			\$10,000	\$0	\$0	\$75,000	\$0	\$0	\$0	\$85,000

*Status definitions:

- Unidentified: Funding source has not yet been determined
- Identified: Funding source has been found, but not yet requested
- Applied: Grant or loan application has been submitted, or budget has been requested
- Awarded: Grant or loan has been offered but the contract has not yet been signed or budget has not yet been approved by Council
- Encumbered: Project contract has been signed and funds have been allocated to spend on the project

Funding amounts in red reflect sources that are unidentified, identified or anticipated.

Ops - Manito Building Roofs

AM-2014-97

Executive Summary:

Various buildings throughout Manito Park that require new roofing

Project Justification:

Integrity of the buildings are at risk. Need new roofs.

Location:

Other Location

Manito Park - 21st and Park Drive

Project Status:

Active

Ongoing

External Factors:

N A

Maintenance:

Maintenance of capital facilities, buildings and infrastructure has an impact on a Department's operating budget, and thus routine maintenance costs for new and ongoing projects are identified in the table below.

	2015	2016	2017	2018	2019	2020	Total
Expected Annual Maintenance	\$0	\$0	\$0	\$0	\$0	\$0	\$0

Maintenance Comments:

Ops - Manito Building Roofs

AM-2014-97

Spending:

Project Phase	Spending To Date	Estimated Spending							Total
		2015	2016	2017	2018	2019	2020	6-Year Total	
Construction	\$0	\$0	\$75,000	\$0	\$0	\$0	\$0	\$75,000	\$75,000
Total	\$0	\$0	\$75,000	\$0	\$0	\$0	\$0	\$75,000	\$75,000

Funding:

Funding Name	Source	Status*	Funding to Date	Estimated Funding						Total
				2015	2016	2017	2018	2019	2020	
Parks Capital	Local	Identified	\$0	\$0	\$75,000	\$0	\$0	\$0	\$0	\$75,000
Total			\$0	\$0	\$75,000	\$0	\$0	\$0	\$0	\$75,000

*Status definitions:

- Unidentified: Funding source has not yet been determined
- Identified: Funding source has been found, but not yet requested
- Applied: Grant or loan application has been submitted, or budget has been requested
- Awarded: Grant or loan has been offered but the contract has not yet been signed or budget has not yet been approved by Council
- Encumbered: Project contract has been signed and funds have been allocated to spend on the project

Funding amounts in red reflect sources that are unidentified, identified or anticipated.

Ops - Manito Gaiser Conservatory Glass Reglazing

AM-2012-298

Executive Summary:

The Gaiser Conservatory is currently glazed with annealed glass which is not up to code for new construction. This project would re-glaze with tempered, laminated glass.

Project Justification:

In the event of a major hail storm or a thrown rock, shards could fall on visitors in the conservatory.

Location:

Other Location

Manito Park - 21st and Park Drive

Project Status:

Active

Proposed

External Factors:

N A

Maintenance:

Maintenance of capital facilities, buildings and infrastructure has an impact on a Department's operating budget, and thus routine maintenance costs for new and ongoing projects are identified in the table below.

	2015	2016	2017	2018	2019	2020	Total
Expected Annual Maintenance	\$0	\$0	\$0	\$0	\$0	\$0	\$0

Maintenance Comments:

Ops - Manito Gaiser Conservatory Glass Reglazing

AM-2012-298

Spending:

Project Phase	Spending To Date	Estimated Spending							Total
		2015	2016	2017	2018	2019	2020	6-Year Total	
Construction	\$0	\$0	\$150,000	\$0	\$0	\$0	\$0	\$150,000	\$150,000
Total	\$0	\$0	\$150,000	\$0	\$0	\$0	\$0	\$150,000	\$150,000

Funding:

Funding Name	Source	Status*	Funding to Date	Estimated Funding						Total
				2015	2016	2017	2018	2019	2020	
Parks Capital	Local	Identified	\$0	\$0	\$150,000	\$0	\$0	\$0	\$0	\$150,000
Total			\$0	\$0	\$150,000	\$0	\$0	\$0	\$0	\$150,000

*Status definitions:

- Unidentified: Funding source has not yet been determined
- Identified: Funding source has been found, but not yet requested
- Applied: Grant or loan application has been submitted, or budget has been requested
- Awarded: Grant or loan has been offered but the contract has not yet been signed or budget has not yet been approved by Council
- Encumbered: Project contract has been signed and funds have been allocated to spend on the project

Funding amounts in red reflect sources that are unidentified, identified or anticipated.

Ops - Park Ops Complex Admin HVAC/Fire Escape

AM-2014-140

Executive Summary:

Improve the HVAC system in the Administration Building at Park Operations Complex. Also, improved fire exit for 2nd story of building.

Project Justification:

Hot and cold temperatures drastically affect the working conditions in this building. Also, improved fire exit for 2nd story of building.

Location:

Other Location

Park Operations - Stone and Mallon

Project Status:

Active

Proposed

External Factors:

N A

Maintenance:

Maintenance of capital facilities, buildings and infrastructure has an impact on a Department's operating budget, and thus routine maintenance costs for new and ongoing projects are identified in the table below.

	2015	2016	2017	2018	2019	2020	Total
Expected Annual Maintenance	\$0	\$0	\$0	\$0	\$0	\$0	\$0

Maintenance Comments:

Ops - Park Ops Complex Admin HVAC/Fire Escape

AM-2014-140

Spending:

Project Phase	Spending To Date	Estimated Spending							Total
		2015	2016	2017	2018	2019	2020	6-Year Total	
Construction	\$0	\$0	\$65,000	\$75,000	\$0	\$0	\$0	\$140,000	\$140,000
Total	\$0	\$0	\$65,000	\$75,000	\$0	\$0	\$0	\$140,000	\$140,000

Funding:

Funding Name	Source	Status*	Funding to Date	Estimated Funding						
				2015	2016	2017	2018	2019	2020	Total
Parks Capital	Local	Identified	\$0	\$0	\$65,000	\$75,000	\$0	\$0	\$0	\$140,000
Total			\$0	\$0	\$65,000	\$75,000	\$0	\$0	\$0	\$140,000

*Status definitions:

- Unidentified: Funding source has not yet been determined
- Identified: Funding source has been found, but not yet requested
- Applied: Grant or loan application has been submitted, or budget has been requested
- Awarded: Grant or loan has been offered but the contract has not yet been signed or budget has not yet been approved by Council
- Encumbered: Project contract has been signed and funds have been allocated to spend on the project

Funding amounts in red reflect sources that are unidentified, identified or anticipated.

Ops - Park Ops Complex Equipment Storage Sheds

AM-2012-290

Executive Summary:

Construct equipment storage sheds

Project Justification:

Protect fleet assets from weather

Location:

Other Location

Park Operations - Stone and Mallon

Project Status:

Active

Proposed

External Factors:

N A

Maintenance:

Maintenance of capital facilities, buildings and infrastructure has an impact on a Department's operating budget, and thus routine maintenance costs for new and ongoing projects are identified in the table below.

	2015	2016	2017	2018	2019	2020	Total
Expected Annual Maintenance	\$0	\$0	\$0	\$0	\$0	\$0	\$0

Maintenance Comments:

Ops - Park Ops Complex Equipment Storage Sheds

AM-2012-290

Spending:

Project Phase	Spending To Date	Estimated Spending							Total
		2015	2016	2017	2018	2019	2020	6-Year Total	
Construction	\$0	\$0	\$0	\$0	\$150,000	\$0	\$0	\$150,000	\$150,000
Design	\$0	\$0	\$0	\$7,500	\$0	\$0	\$0	\$7,500	\$7,500
Total	\$0	\$0	\$0	\$7,500	\$150,000	\$0	\$0	\$157,500	\$157,500

Funding:

Funding Name	Source	Status*	Funding to Date	Estimated Funding						
				2015	2016	2017	2018	2019	2020	Total
Parks Capital	Local	Identified	\$0	\$0	\$0	\$7,500	\$150,000	\$0	\$0	\$157,500
Total			\$0	\$0	\$0	\$7,500	\$150,000	\$0	\$0	\$157,500

*Status definitions:

- Unidentified: Funding source has not yet been determined
- Identified: Funding source has been found, but not yet requested
- Applied: Grant or loan application has been submitted, or budget has been requested
- Awarded: Grant or loan has been offered but the contract has not yet been signed or budget has not yet been approved by Council
- Encumbered: Project contract has been signed and funds have been allocated to spend on the project

Funding amounts in red reflect sources that are unidentified, identified or anticipated.

Ops - Park System Restroom Replacement

AM-2014-100

Executive Summary:

Replace restrooms with ADA accessible buildings.

Project Justification:

Buildings are out of date and are not accessible.

Location:

Other Location

Jim Hill, SE Complex, Harmon, Highbridge, Lincoln - etc

Project Status:

Active

Proposed

External Factors:

N A

Maintenance:

Maintenance of capital facilities, buildings and infrastructure has an impact on a Department's operating budget, and thus routine maintenance costs for new and ongoing projects are identified in the table below.

	2015	2016	2017	2018	2019	2020	Total
Expected Annual Maintenance	\$0	\$0	\$0	\$0	\$0	\$0	\$0

Maintenance Comments:

Ops - Park System Restroom Replacement

AM-2014-100

Spending:

Project Phase	Spending To Date	Estimated Spending							Total
		2015	2016	2017	2018	2019	2020	6-Year Total	
Construction	\$0	\$0	\$0	\$350,000	\$350,000	\$350,000	\$350,000	\$1,400,000	\$1,400,000
Design	\$0	\$0	\$35,000	\$35,000	\$35,000	\$35,000	\$0	\$140,000	\$140,000
Total	\$0	\$0	\$35,000	\$385,000	\$385,000	\$385,000	\$350,000	\$1,540,000	\$1,540,000

Funding:

Funding Name	Source	Status*	Funding to Date	Estimated Funding						Total
				2015	2016	2017	2018	2019	2020	
Parks Capital	Local	Identified	\$0	\$0	\$35,000	\$385,000	\$385,000	\$385,000	\$350,000	\$1,540,000
Total			\$0	\$0	\$35,000	\$385,000	\$385,000	\$385,000	\$350,000	\$1,540,000

*Status definitions:

- Unidentified: Funding source has not yet been determined
- Identified: Funding source has been found, but not yet requested
- Applied: Grant or loan application has been submitted, or budget has been requested
- Awarded: Grant or loan has been offered but the contract has not yet been signed or budget has not yet been approved by Council
- Encumbered: Project contract has been signed and funds have been allocated to spend on the project

Funding amounts in red reflect sources that are unidentified, identified or anticipated.

Ops - Roof Replacement

AM-2012-289

Executive Summary:

Replace roofs

Project Justification:

Prevent damage to building

Location:

Other Location

Various locations

Project Status:

Active

Proposed

External Factors:

N A

Maintenance:

Maintenance of capital facilities, buildings and infrastructure has an impact on a Department's operating budget, and thus routine maintenance costs for new and ongoing projects are identified in the table below.

	2015	2016	2017	2018	2019	2020	Total
Expected Annual Maintenance	\$0	\$0	\$0	\$0	\$0	\$0	\$0

Maintenance Comments:

Asset Management / Parks and Recreation

Ops - Roof Replacement

AM-2012-289

Spending:

Project Phase	Spending To Date	Estimated Spending							Total
		2015	2016	2017	2018	2019	2020	6-Year Total	
Construction	\$0	\$35,000	\$30,000	\$20,000	\$30,000	\$20,000	\$30,000	\$165,000	\$165,000
Total	\$0	\$35,000	\$30,000	\$20,000	\$30,000	\$20,000	\$30,000	\$165,000	\$165,000

Funding:

Funding Name	Source	Status*	Funding to Date	Estimated Funding						Total
				2015	2016	2017	2018	2019	2020	
Parks Capital	Local	Identified	\$0	\$0	\$30,000	\$20,000	\$30,000	\$20,000	\$30,000	\$130,000
Parks Capital	Local	Encumbered	\$0	\$35,000	\$0	\$0	\$0	\$0	\$0	\$35,000
Total			\$0	\$35,000	\$30,000	\$20,000	\$30,000	\$20,000	\$30,000	\$165,000

*Status definitions:

- Unidentified: Funding source has not yet been determined
- Identified: Funding source has been found, but not yet requested
- Applied: Grant or loan application has been submitted, or budget has been requested
- Awarded: Grant or loan has been offered but the contract has not yet been signed or budget has not yet been approved by Council
- Encumbered: Project contract has been signed and funds have been allocated to spend on the project

Funding amounts in red reflect sources that are unidentified, identified or anticipated.

Rec - Aquatic Center Indoor Facility

AM-2013-72

Executive Summary:

Cover existing aquatic center with a suitable indoor facility structure

Project Justification:

This project will provide access to year round aquatic programming

Location:

Other Location

Witter Pool at Mission Park

Project Status:

Active

Proposed

External Factors:

na

Maintenance:

Maintenance of capital facilities, buildings and infrastructure has an impact on a Department's operating budget, and thus routine maintenance costs for new and ongoing projects are identified in the table below.

	2015	2016	2017	2018	2019	2020	Total
Expected Annual Maintenance	\$0	\$0	\$0	\$0	\$0	\$0	\$0

Maintenance Comments:

Asset Management / Parks and Recreation

Rec - Aquatic Center Indoor Facility

AM-2013-72

Spending:

Project Phase	Spending To Date	Estimated Spending							Total
		2015	2016	2017	2018	2019	2020	6-Year Total	
Construction	\$0	\$0	\$0	\$0	\$0	\$0	\$5,165,900	\$5,165,900	\$5,165,900
Design	\$0	\$0	\$0	\$0	\$0	\$1,549,770	\$0	\$1,549,770	\$1,549,770
Total	\$0	\$0	\$0	\$0	\$0	\$1,549,770	\$5,165,900	\$6,715,670	\$6,715,670

Funding:

Funding Name	Source	Status*	Funding to Date	Estimated Funding						Total
				2015	2016	2017	2018	2019	2020	
Parks Capital	Local	Identified	\$0	\$0	\$0	\$0	\$0	\$1,549,770	\$5,165,900	\$6,715,670
Total			\$0	\$0	\$0	\$0	\$0	\$1,549,770	\$5,165,900	\$6,715,670

*Status definitions:

- Unidentified: Funding source has not yet been determined
- Identified: Funding source has been found, but not yet requested
- Applied: Grant or loan application has been submitted, or budget has been requested
- Awarded: Grant or loan has been offered but the contract has not yet been signed or budget has not yet been approved by Council
- Encumbered: Project contract has been signed and funds have been allocated to spend on the project

Funding amounts in red reflect sources that are unidentified, identified or anticipated.

Rec - Corbin Art Center Improvements

AM-2014-43

Executive Summary:

Various Capital Projects for the Corbin Art Center. Replacement of Fluorescent Light Fixtures. Veranda/Railing Flooring Repair & Painting. Northside (Front) Driveway Repair \$25,000. Replacement of Portable Floor Air Conditioning system.

Project Justification:

It will help to protect the building and allow public use of a historic building while supplying an opportunity for recreation programs and revenue generation through leasing of space.

Location:

Other Location

Corbin Art Center located off of the former Pioneer Park -- 7th and Stevens

Project Status:

Active

Proposed

External Factors:

na

Maintenance:

Maintenance of capital facilities, buildings and infrastructure has an impact on a Department's operating budget, and thus routine maintenance costs for new and ongoing projects are identified in the table below.

	2015	2016	2017	2018	2019	2020	Total
Expected Annual Maintenance	\$0	\$0	\$0	\$0	\$0	\$0	\$0

Maintenance Comments:

Rec - Corbin Art Center Improvements

AM-2014-43

Spending:

Project Phase	Spending To Date	Estimated Spending						6-Year Total	Total
		2015	2016	2017	2018	2019	2020		
Construction	\$0	\$0	\$37,000	\$30,000	\$0	\$0	\$0	\$67,000	\$67,000
Total	\$0	\$0	\$37,000	\$30,000	\$0	\$0	\$0	\$67,000	\$67,000

Funding:

Funding Name	Source	Status*	Funding to Date	Estimated Funding						Total
				2015	2016	2017	2018	2019	2020	
Parks Capital	Local	Identified	\$0	\$0	\$37,000	\$30,000	\$0	\$0	\$0	\$67,000
Total			\$0	\$0	\$37,000	\$30,000	\$0	\$0	\$0	\$67,000

*Status definitions:

- Unidentified: Funding source has not yet been determined
- Identified: Funding source has been found, but not yet requested
- Applied: Grant or loan application has been submitted, or budget has been requested
- Awarded: Grant or loan has been offered but the contract has not yet been signed or budget has not yet been approved by Council
- Encumbered: Project contract has been signed and funds have been allocated to spend on the project

Funding amounts in red reflect sources that are unidentified, identified or anticipated.

Rec - Franklin Sports Complex Renovations

AM-2012-304

Executive Summary:

Install new irrigation system at Franklin Park. Demolish grandstand and install new landscaping, walkways, maintenance/equipment room, public lavatories, lighting, outfield fences, dugouts, and bleachers. Redesign landscape.

Project Justification:

Irrigation system is antiquated; the parks uses have changed dramatically since installation and have included many additions not originally accounted for. The current condition of the grandstand area and lighting at Franklin Park softball complex is out of date, in a state of disrepair, and no longer suitable for the scope of use due to the unsupervised stewardship over the past 15-20 years by the local softball association. Current pavers are uneven, there is no landscaping or trees remaining..

Location:

Other Location

Franklin Park - Nebraska and Division

Project Status:

Active

Proposed

External Factors:

na

Maintenance:

Maintenance of capital facilities, buildings and infrastructure has an impact on a Department's operating budget, and thus routine maintenance costs for new and ongoing projects are identified in the table below.

	2015	2016	2017	2018	2019	2020	Total
Expected Annual Maintenance	\$0	\$0	\$0	\$0	\$0	\$0	\$0

Maintenance Comments:

Rec - Franklin Sports Complex Renovations

AM-2012-304

Spending:

Project Phase	Spending To Date	Estimated Spending						6-Year Total	Total
		2015	2016	2017	2018	2019	2020		
Construction	\$0	\$0	\$75,000	\$50,000	\$0	\$0	\$0	\$125,000	\$125,000
Design	\$0	\$10,000	\$0	\$0	\$0	\$0	\$0	\$10,000	\$10,000
Total	\$0	\$10,000	\$75,000	\$50,000	\$0	\$0	\$0	\$135,000	\$135,000

Funding:

Funding Name	Source	Status*	Funding to Date	Estimated Funding						Total
				2015	2016	2017	2018	2019	2020	
Parks Capital	Local	Identified	\$0	\$0	\$75,000	\$50,000	\$0	\$0	\$0	\$125,000
Parks Capital	Local	Encumbered	\$0	\$10,000	\$0	\$0	\$0	\$0	\$0	\$10,000
Total			\$0	\$10,000	\$75,000	\$50,000	\$0	\$0	\$0	\$135,000

*Status definitions:

- Unidentified: Funding source has not yet been determined
- Identified: Funding source has been found, but not yet requested
- Applied: Grant or loan application has been submitted, or budget has been requested
- Awarded: Grant or loan has been offered but the contract has not yet been signed or budget has not yet been approved by Council
- Encumbered: Project contract has been signed and funds have been allocated to spend on the project

Funding amounts in red reflect sources that are unidentified, identified or anticipated.

Rec - Merkel North Restroom and Picnic Area

AM-2012-305

Executive Summary:

We will need to upgrade the north Merkel picnic area near the Maintenance Facility. Also, the installation of a small, public use restroom building for this section of the complex is needed.

Project Justification:

There are no facilities of this type on the north side of the Merkel complex

Location:

Other Location

Merkel Complex - Assembly and Rowan

Project Status:

Active

Proposed

External Factors:

N A

Maintenance:

Maintenance of capital facilities, buildings and infrastructure has an impact on a Department's operating budget, and thus routine maintenance costs for new and ongoing projects are identified in the table below.

	2015	2016	2017	2018	2019	2020	Total
Expected Annual Maintenance	\$0	\$0	\$0	\$0	\$0	\$0	\$0

Maintenance Comments:

Rec - Merkel North Restroom and Picnic Area

AM-2012-305

Spending:

Project Phase	Spending To Date	Estimated Spending							Total
		2015	2016	2017	2018	2019	2020	6-Year Total	
Construction	\$0	\$0	\$0	\$120,000	\$80,000	\$0	\$0	\$200,000	\$200,000
Design	\$0	\$0	\$7,500	\$0	\$0	\$0	\$0	\$7,500	\$7,500
Total	\$0	\$0	\$7,500	\$120,000	\$80,000	\$0	\$0	\$207,500	\$207,500

Funding:

Funding Name	Source	Status*	Funding to Date	Estimated Funding						Total
				2015	2016	2017	2018	2019	2020	
Parks Capital	Local	Identified	\$0	\$0	\$7,500	\$120,000	\$80,000	\$0	\$0	\$207,500
Total			\$0	\$0	\$7,500	\$120,000	\$80,000	\$0	\$0	\$207,500

*Status definitions:

- Unidentified: Funding source has not yet been determined
- Identified: Funding source has been found, but not yet requested
- Applied: Grant or loan application has been submitted, or budget has been requested
- Awarded: Grant or loan has been offered but the contract has not yet been signed or budget has not yet been approved by Council
- Encumbered: Project contract has been signed and funds have been allocated to spend on the project

Funding amounts in red reflect sources that are unidentified, identified or anticipated.

Rec - SE Sports Complex Renovations

AM-2012-303

Executive Summary:

Complete of redesign of the SE Sports Complex. Phase 1: relocate amenities, replace restroom/concessions/storage and reorganize parking area. Phase 2: add multiple synthetic turf fields and add lighting. Phase 3: reconfigure and add to the community park with a splash pad addition

Project Justification:

Current design is inadequate for current use and future growth. Previous input from the user groups and neighborhood has been received.

Location:

Other Location

Southeast Sports Complex, 46th and Regal

Project Status:

Active

Proposed

External Factors:

na

Maintenance:

Maintenance of capital facilities, buildings and infrastructure has an impact on a Department's operating budget, and thus routine maintenance costs for new and ongoing projects are identified in the table below.

	2015	2016	2017	2018	2019	2020	Total
Expected Annual Maintenance	\$0	\$0	\$0	\$0	\$0	\$0	\$0

Maintenance Comments:

Rec - SE Sports Complex Renovations

AM-2012-303

Spending:

Project Phase	Spending To Date	Estimated Spending							Total
		2015	2016	2017	2018	2019	2020	6-Year Total	
Construction	\$0	\$0	\$0	\$450,000	\$2,100,000	\$700,000	\$0	\$3,250,000	\$3,250,000
Design	\$0	\$0	\$220,000	\$0	\$0	\$0	\$0	\$220,000	\$220,000
Land purchase	\$0	\$0	\$500,000	\$0	\$0	\$0	\$0	\$500,000	\$500,000
Total	\$0	\$0	\$720,000	\$450,000	\$2,100,000	\$700,000	\$0	\$3,970,000	\$3,970,000

Funding:

Funding Name	Source	Status*	Funding to Date	Estimated Funding						Total
				2015	2016	2017	2018	2019	2020	
Parks Capital	Local	Identified	\$0	\$0	\$720,000	\$450,000	\$2,100,000	\$700,000	\$0	\$3,970,000
Total			\$0	\$0	\$720,000	\$450,000	\$2,100,000	\$700,000	\$0	\$3,970,000

*Status definitions:

- Unidentified: Funding source has not yet been determined
- Identified: Funding source has been found, but not yet requested
- Applied: Grant or loan application has been submitted, or budget has been requested
- Awarded: Grant or loan has been offered but the contract has not yet been signed or budget has not yet been approved by Council
- Encumbered: Project contract has been signed and funds have been allocated to spend on the project

Funding amounts in red reflect sources that are unidentified, identified or anticipated.

Rec - Witter Pool Bathhouse

AM-2012-300

Executive Summary:

The Bathhouse built in 1914 was placed on the Spokane City/County Register of Historic Places in 2012. It is located near the proposed reroute of the centennial trail under the railroad tracks east of Mission Park. This request is to begin design and planning for the use of this facility. This proposal is for renovation into usable space for classes and rentals with future commercial use.

Project Justification:

It will help to protect the building and allow public use of a historic building while supplying an opportunity for recreation programs and revenue generation through leasing of space.

Location:

Other Location

Sinto Triangle behind Witter Pool - South of Upriver Dr and Mission

Project Status:

Active

Proposed

External Factors:

na

Maintenance:

Maintenance of capital facilities, buildings and infrastructure has an impact on a Department's operating budget, and thus routine maintenance costs for new and ongoing projects are identified in the table below.

	2015	2016	2017	2018	2019	2020	Total
Expected Annual Maintenance	\$0	\$0	\$0	\$0	\$0	\$0	\$0

Maintenance Comments:

Asset Management / Parks and Recreation

Rec - Witter Pool Bathhouse

AM-2012-300

Spending:

Project Phase	Spending To Date	Estimated Spending							Total
		2015	2016	2017	2018	2019	2020	6-Year Total	
Construction	\$0	\$0	\$0	\$0	\$0	\$175,000	\$175,000	\$350,000	\$350,000
Design	\$0	\$0	\$0	\$20,000	\$0	\$0	\$0	\$20,000	\$20,000
Planning	\$0	\$0	\$0	\$0	\$10,000	\$0	\$0	\$10,000	\$10,000
Total	\$0	\$0	\$0	\$20,000	\$10,000	\$175,000	\$175,000	\$380,000	\$380,000

Funding:

Funding Name	Source	Status*	Funding to Date	Estimated Funding						Total
				2015	2016	2017	2018	2019	2020	
Parks Capital	Local	Identified	\$0	\$0	\$0	\$20,000	\$10,000	\$175,000	\$175,000	\$380,000
Total			\$0	\$0	\$0	\$20,000	\$10,000	\$175,000	\$175,000	\$380,000

*Status definitions:

- Unidentified: Funding source has not yet been determined
- Identified: Funding source has been found, but not yet requested
- Applied: Grant or loan application has been submitted, or budget has been requested
- Awarded: Grant or loan has been offered but the contract has not yet been signed or budget has not yet been approved by Council
- Encumbered: Project contract has been signed and funds have been allocated to spend on the project

Funding amounts in red reflect sources that are unidentified, identified or anticipated.

Investigations Interview Rooms

AM-2014-189

Executive Summary:

Build recording systems for interview rooms in the investigative and public safety buildings.

Project Justification:

Current recording systems are becoming outdated.

Location:

Other Location
1307 W. Gardner

Project Status:

Active
Project will be completed in 2015.

External Factors:

Maintenance:

Maintenance of capital facilities, buildings and infrastructure has an impact on a Department's operating budget, and thus routine maintenance costs for new and ongoing projects are identified in the table below.

	2015	2016	2017	2018	2019	2020	Total
Expected Annual Maintenance	\$0	\$0	\$0	\$0	\$0	\$0	\$0

Maintenance Comments:

Investigations Interview Rooms

AM-2014-189

Spending:

Project Phase	Spending To Date	Estimated Spending							Total
		2015	2016	2017	2018	2019	2020	6-Year Total	
Construction	\$0	\$0	\$150,000	\$0	\$0	\$0	\$0	\$150,000	\$150,000
Total	\$0	\$0	\$150,000	\$0	\$0	\$0	\$0	\$150,000	\$150,000

Funding:

Funding Name	Source	Status*	Funding to Date	Estimated Funding						Total
				2015	2016	2017	2018	2019	2020	
0680	---	Identified	\$0	\$0	\$150,000	\$0	\$0	\$0	\$0	\$150,000
Total			\$0	\$0	\$150,000	\$0	\$0	\$0	\$0	\$150,000

*Status definitions:

- Unidentified: Funding source has not yet been determined
- Identified: Funding source has been found, but not yet requested
- Applied: Grant or loan application has been submitted, or budget has been requested
- Awarded: Grant or loan has been offered but the contract has not yet been signed or budget has not yet been approved by Council
- Encumbered: Project contract has been signed and funds have been allocated to spend on the project

Funding amounts in red reflect sources that are unidentified, identified or anticipated.

New Precinct

AM-2014-77

Executive Summary:

This precinct will house 15-20 officers and will be located in the central SW part of Spokane.

Project Justification:

This is part of the Distributive Policing model and will enhance Police service, response time and access.

Location:

Other Location

SW Spokane

Project Status:

Active

Proposed 2015

External Factors:

The proceeds from the sale of real estate will be the funding mechanism. If proceeds aren't raise, then the project will be delayed

Maintenance:

Maintenance of capital facilities, buildings and infrastructure has an impact on a Department's operating budget, and thus routine maintenance costs for new and ongoing projects are identified in the table below.

	2015	2016	2017	2018	2019	2020	Total
Expected Annual Maintenance	\$25,000	\$25,000	\$25,000	\$25,000	\$25,000	\$25,000	\$150,000

Maintenance Comments:

New Precinct

AM-2014-77

Spending:

Project Phase	Spending To Date	Estimated Spending							Total
		2015	2016	2017	2018	2019	2020	6-Year Total	
Construction	\$0	\$0	\$500,000	\$0	\$0	\$0	\$0	\$500,000	\$500,000
Design	\$0	\$10,000	\$0	\$0	\$0	\$0	\$0	\$10,000	\$10,000
Planning	\$0	\$10,000	\$0	\$0	\$0	\$0	\$0	\$10,000	\$10,000
Purchases	\$0	\$0	\$500,000	\$0	\$0	\$0	\$0	\$500,000	\$500,000
Total	\$0	\$20,000	\$1,000,000	\$0	\$0	\$0	\$0	\$1,020,000	\$1,020,000

Funding:

Funding Name	Source	Status*	Funding to Date	Estimated Funding						Total
				2015	2016	2017	2018	2019	2020	
Known	---	Identified	\$0	\$20,000	\$1,000,000	\$0	\$0	\$0	\$0	\$1,020,000
Total			\$0	\$20,000	\$1,000,000	\$0	\$0	\$0	\$0	\$1,020,000

*Status definitions:

- Unidentified: Funding source has not yet been determined
- Identified: Funding source has been found, but not yet requested
- Applied: Grant or loan application has been submitted, or budget has been requested
- Awarded: Grant or loan has been offered but the contract has not yet been signed or budget has not yet been approved by Council
- Encumbered: Project contract has been signed and funds have been allocated to spend on the project

Funding amounts in red reflect sources that are unidentified, identified or anticipated.

Police Headquarters

AM-2014-75

Executive Summary:

The Headquarters facility will house all police operations and administration with the exception of local precincts and potentially the evidence facility.

Project Justification:

Currently the PSB facility is quickly becoming obsolete. Access and awareness to the public is extremely challenging. It is hard to find the police. The facility is old and is in need of significant upgrades (HVAC, Signage, Parking). A new facility will provide increased operational efficiencies and improved access for the public.

Location:

Other Location
Spokane

Project Status:

Active
Proposed 2017

External Factors:

Budget

Maintenance:

Maintenance of capital facilities, buildings and infrastructure has an impact on a Department's operating budget, and thus routine maintenance costs for new and ongoing projects are identified in the table below.

	2015	2016	2017	2018	2019	2020	Total
Expected Annual Maintenance	\$0	\$0	\$0	\$0	\$150,000	\$150,000	\$300,000

Maintenance Comments:

Police Headquarters

AM-2014-75

Spending:

Project Phase	Spending To Date	Estimated Spending							Total
		2015	2016	2017	2018	2019	2020	6-Year Total	
Construction	\$0	\$0	\$0	\$5,000,000	\$0	\$0	\$0	\$5,000,000	\$5,000,000
Land purchase	\$0	\$0	\$0	\$3,000,000	\$0	\$0	\$0	\$3,000,000	\$3,000,000
Total	\$0	\$0	\$0	\$8,000,000	\$0	\$0	\$0	\$8,000,000	\$8,000,000

Funding:

Funding Name	Source	Status*	Funding to Date	Estimated Funding						Total
				2015	2016	2017	2018	2019	2020	
Unknown	---	Unidentified	\$0	\$0	\$0	\$8,000,000	\$0	\$0	\$0	\$8,000,000
Total			\$0	\$0	\$0	\$8,000,000	\$0	\$0	\$0	\$8,000,000

*Status definitions:

- Unidentified: Funding source has not yet been determined
- Identified: Funding source has been found, but not yet requested
- Applied: Grant or loan application has been submitted, or budget has been requested
- Awarded: Grant or loan has been offered but the contract has not yet been signed or budget has not yet been approved by Council
- Encumbered: Project contract has been signed and funds have been allocated to spend on the project

Funding amounts in red reflect sources that are unidentified, identified or anticipated.

Property Evidence

AM-2014-78

Executive Summary:

The roof has rusted through in sections. The roof has been coated recently in some sections. The entire roof is in need of replacement within 5-10 years.

Project Justification:

Property evidence building houses sensitive materials and evidence. It is critical that we make sure the facility is in good working order to protect the contents.

Location:

Other Location

Spokane Property Evidence Room/Alki

Project Status:

Active

Proposed 2015

External Factors:

Funding from Asset Management from the disposition of Real Estate. Project can be funded if the current bid is accurate.

Maintenance:

Maintenance of capital facilities, buildings and infrastructure has an impact on a Department's operating budget, and thus routine maintenance costs for new and ongoing projects are identified in the table below.

	2015	2016	2017	2018	2019	2020	Total
Expected Annual Maintenance	\$0	\$0	\$0	\$0	\$0	\$0	\$0

Maintenance Comments:

Property Evidence

AM-2014-78

Spending:

Project Phase	Spending To Date	Estimated Spending							Total
		2015	2016	2017	2018	2019	2020	6-Year Total	
Construction	\$0	\$160,000	\$0	\$0	\$0	\$0	\$0	\$160,000	\$160,000
Total	\$0	\$160,000	\$0	\$0	\$0	\$0	\$0	\$160,000	\$160,000

Funding:

Funding Name	Source	Status*	Funding to Date	Estimated Funding						Total
				2015	2016	2017	2018	2019	2020	
Known	Local	Identified	\$0	\$160,000	\$0	\$0	\$0	\$0	\$0	\$160,000
Total			\$0	\$160,000	\$0	\$0	\$0	\$0	\$0	\$160,000

*Status definitions:

- Unidentified: Funding source has not yet been determined
- Identified: Funding source has been found, but not yet requested
- Applied: Grant or loan application has been submitted, or budget has been requested
- Awarded: Grant or loan has been offered but the contract has not yet been signed or budget has not yet been approved by Council
- Encumbered: Project contract has been signed and funds have been allocated to spend on the project

Funding amounts in red reflect sources that are unidentified, identified or anticipated.

Resurface & Expand Parking Lot

AM-2014-188

Executive Summary:

Turn graveled area into pavement and resurface current lot.

Project Justification:

Current use of facilities are maxed out everyday and needs for parking for regional training increases.

Location:

Other Location

2302 N. Waterworks

Project Status:

Active

External Factors:

Maintenance:

Maintenance of capital facilities, buildings and infrastructure has an impact on a Department's operating budget, and thus routine maintenance costs for new and ongoing projects are identified in the table below.

	2015	2016	2017	2018	2019	2020	Total
Expected Annual Maintenance	\$0	\$0	\$0	\$0	\$0	\$0	\$0

Maintenance Comments:

Resurface & Expand Parking Lot

AM-2014-188

Spending:

Project Phase	Spending To Date	Estimated Spending							Total
		2015	2016	2017	2018	2019	2020	6-Year Total	
Construction	\$0	\$0	\$0	\$250,000	\$0	\$0	\$0	\$250,000	\$250,000
Total	\$0	\$0	\$0	\$250,000	\$0	\$0	\$0	\$250,000	\$250,000

Funding:

Funding Name	Source	Status*	Funding to Date	Estimated Funding						Total
				2015	2016	2017	2018	2019	2020	
0680	---	Unidentified	\$0	\$0	\$250,000	\$0	\$0	\$0	\$0	\$250,000
Total			\$0	\$0	\$250,000	\$0	\$0	\$0	\$0	\$250,000

*Status definitions:

- Unidentified: Funding source has not yet been determined
- Identified: Funding source has been found, but not yet requested
- Applied: Grant or loan application has been submitted, or budget has been requested
- Awarded: Grant or loan has been offered but the contract has not yet been signed or budget has not yet been approved by Council
- Encumbered: Project contract has been signed and funds have been allocated to spend on the project

Funding amounts in red reflect sources that are unidentified, identified or anticipated.

Capital Site Improvements to Nelson Service Center

AM-2013-142

Executive Summary:

Expenditures for Nelson Service Center construction

Project Justification:

Consolidation of Solid Waste Collection and Fleet Service operations at centralized location

Location:

Other Location

Nelson Service Center location owned by Solid Waste at N. 901 Nelson

Project Status:

Active

Construction project completion

External Factors:

Council action has been obtained to complete this project

Maintenance:

Maintenance of capital facilities, buildings and infrastructure has an impact on a Department's operating budget, and thus routine maintenance costs for new and ongoing projects are identified in the table below.

	2015	2016	2017	2018	2019	2020	Total
Expected Annual Maintenance	\$50,000	\$50,000	\$50,000	\$50,000	\$50,000	\$0	\$250,000

Maintenance Comments:

Capital Site Improvements to Nelson Service Center

AM-2013-142

Spending:

Project Phase	Spending To Date	Estimated Spending							Total
		2015	2016	2017	2018	2019	2020	6-Year Total	
Construction	\$10,000,000	\$6,000,000	\$0	\$0	\$0	\$0	\$0	\$6,000,000	\$16,000,000
Total	\$10,000,000	\$6,000,000	\$0	\$0	\$0	\$0	\$0	\$6,000,000	\$16,000,000

Funding:

Funding Name	Source	Status*	Funding to Date	Estimated Funding						Total
				2015	2016	2017	2018	2019	2020	
Solid Waste Reserves	Local	Identified	\$10,000,000	\$6,000,000	\$0	\$0	\$0	\$0	\$0	\$16,000,000
Total			\$10,000,000	\$6,000,000	\$0	\$0	\$0	\$0	\$0	\$16,000,000

*Status definitions:

- Unidentified: Funding source has not yet been determined
- Identified: Funding source has been found, but not yet requested
- Applied: Grant or loan application has been submitted, or budget has been requested
- Awarded: Grant or loan has been offered but the contract has not yet been signed or budget has not yet been approved by Council
- Encumbered: Project contract has been signed and funds have been allocated to spend on the project

Funding amounts in red reflect sources that are unidentified, identified or anticipated.

Streets Administration and Facility Upgrade Project

AM-2014-110

Executive Summary:

This project is to address the needs for an updated Street Department facility which is centrally located for its employees and equipment at one facility. This facility needs to be located next to the city's New Fleet Services Department.

Project Justification:

Currently the Street Department facilities are shared with fleet and other departments slated to relocate into the new Nelson facility in late 2015. At that time the Street Department will need to adjust its operations from Normandie into the current facility at Nelson. It will require considerable office/employee space planning and construction for this office/employee space, as well as construction for new open covered equipment spaces and some fully headed garage space for the equipment coming from the existing Normandie location.

Location:

Other Location
 Nelson Service Center

Project Status:

Active
 Proposed to start in late 2015

External Factors:

Maintenance:

Maintenance of capital facilities, buildings and infrastructure has an impact on a Department's operating budget, and thus routine maintenance costs for new and ongoing projects are identified in the table below.

	2015	2016	2017	2018	2019	2020	Total
Expected Annual Maintenance	\$0	\$0	\$0	\$0	\$0	\$0	\$0

Maintenance Comments:

Streets Administration and Facility Upgrade Project

AM-2014-110

Spending:

Project Phase	Spending To Date	Estimated Spending							Total
		2015	2016	2017	2018	2019	2020	6-Year Total	
Construction	\$0	\$0	\$2,500,000	\$0	\$0	\$0	\$0	\$2,500,000	\$2,500,000
Total	\$0	\$0	\$2,500,000	\$0	\$0	\$0	\$0	\$2,500,000	\$2,500,000

Funding:

Funding Name	Source	Status*	Funding to Date	Estimated Funding						
				2015	2016	2017	2018	2019	2020	Total
Unknown	---	Unidentified	\$0	\$0	\$2,500,000	\$0	\$0	\$0	\$0	\$2,500,000
Total			\$0	\$0	\$2,500,000	\$0	\$0	\$0	\$0	\$2,500,000

*Status definitions:

- Unidentified: Funding source has not yet been determined
- Identified: Funding source has been found, but not yet requested
- Applied: Grant or loan application has been submitted, or budget has been requested
- Awarded: Grant or loan has been offered but the contract has not yet been signed or budget has not yet been approved by Council
- Encumbered: Project contract has been signed and funds have been allocated to spend on the project

Funding amounts in red reflect sources that are unidentified, identified or anticipated.

RPWRF Building Exterior Rehabilitation and Improvements

AM-2014-112

Executive Summary:

Replace and upgrade the Solids Process Building exterior, and that of a few others, including roofs, windows, insulation, snow canopies, loading docks, and stairways.

Project Justification:

The Solids Process Building exterior is reaching the end of its service life. Weather-caused water damage has occurred and is a great concern for the building integrity and equipment (Plant control system and solid processing system). In addition, there are chemicals and lab equipment housed in he building that could be at risk. A number of smaller buildings also need exterior rehabilitation.

Location:

Other Location

Riverside Park Water Reclamation Facility

Project Status:

Active

Proposed for 2019

External Factors:

This project was deferred in 2013 due to funding constraints.

Maintenance:

Maintenance of capital facilities, buildings and infrastructure has an impact on a Department's operating budget, and thus routine maintenance costs for new and ongoing projects are identified in the table below.

	2015	2016	2017	2018	2019	2020	Total
Expected Annual Maintenance	\$0	\$0	\$0	\$0	\$0	\$0	\$0

Maintenance Comments:

RPWRF Building Exterior Rehabilitation and Improvements

AM-2014-112

Spending:

Project Phase	Spending To Date	Estimated Spending							Total
		2015	2016	2017	2018	2019	2020	6-Year Total	
Construction	\$0	\$0	\$0	\$0	\$1,211,000	\$4,784,000	\$4,885,000	\$10,880,000	\$10,880,000
Total	\$0	\$0	\$0	\$0	\$1,211,000	\$4,784,000	\$4,885,000	\$10,880,000	\$10,880,000

Funding:

Funding Name	Source	Status*	Funding to Date	Estimated Funding						
				2015	2016	2017	2018	2019	2020	Total
Budget	---	Unidentified	\$0	\$0	\$0	\$0	\$1,211,000	\$4,784,000	\$4,885,000	\$10,880,000
Total			\$0	\$0	\$0	\$0	\$1,211,000	\$4,784,000	\$4,885,000	\$10,880,000

*Status definitions:

- Unidentified: Funding source has not yet been determined
- Identified: Funding source has been found, but not yet requested
- Applied: Grant or loan application has been submitted, or budget has been requested
- Awarded: Grant or loan has been offered but the contract has not yet been signed or budget has not yet been approved by Council
- Encumbered: Project contract has been signed and funds have been allocated to spend on the project

Funding amounts in red reflect sources that are unidentified, identified or anticipated.

Upriver Building

AM-2013-162

Executive Summary:

Depending on the findings of the structural evaluation of the previous year, it is anticipated that repairs will be needed at the Upriver Complex. The type and extent of those repairs will not be known until the study is conducted.

Project Justification:

The buildings that make up the control complex, as well as the Well Electric well station, have deteriorated over the decades to the point where their structural integrity is in question.

Location:

Other Location

Upriver Dam

Project Status:

Active

Construction will begin in 2015.

External Factors:

Council action is required to approve Enterprise Fund Rates in order to fully fund this project.

Maintenance:

Maintenance of capital facilities, buildings and infrastructure has an impact on a Department's operating budget, and thus routine maintenance costs for new and ongoing projects are identified in the table below.

	2015	2016	2017	2018	2019	2020	Total
Expected Annual Maintenance	\$0	\$0	\$0	\$0	\$0	\$0	\$0

Maintenance Comments:

Upriver Building

AM-2013-162

Spending:

Project Phase	Spending To Date	Estimated Spending							Total
		2015	2016	2017	2018	2019	2020	6-Year Total	
Construction	\$0	\$300,000	\$0	\$0	\$0	\$0	\$0	\$300,000	\$300,000
Total	\$0	\$300,000	\$0	\$0	\$0	\$0	\$0	\$300,000	\$300,000

Funding:

Funding Name	Source	Status*	Funding to Date	Estimated Funding						Total
				2015	2016	2017	2018	2019	2020	
Unknown	---	Unidentified	\$0	\$300,000	\$0	\$0	\$0	\$0	\$0	\$300,000
Total			\$0	\$300,000	\$0	\$0	\$0	\$0	\$0	\$300,000

*Status definitions:

- Unidentified: Funding source has not yet been determined
- Identified: Funding source has been found, but not yet requested
- Applied: Grant or loan application has been submitted, or budget has been requested
- Awarded: Grant or loan has been offered but the contract has not yet been signed or budget has not yet been approved by Council
- Encumbered: Project contract has been signed and funds have been allocated to spend on the project

Funding amounts in red reflect sources that are unidentified, identified or anticipated.

**CRIMINAL JUSTICE
DEPARTMENT
SPOKANE CITY
PROSECUTOR'S OFFICE**

FOR PROJECTS SEE UNDER ASSET MANAGEMENT

Spokane City Prosecutor's Office



Department Goals

To promote justice and protect the people of the City of Spokane by fairly prosecuting those who violate the law. This office acts in concert with other agencies and organizations to maintain a just, safe and orderly community.

Contact Information

Justin Bingham 835-5994

Name	Title	Telephone	email
Justin Bingham	City Prosecutor	835-5994	jbingham@spokanecity.org
Kristin O'Sullivan	Chief Assistant	835-4526	kosullivan@spokanecity.org

Services Provided

Operating under statutory mandate to prosecute criminal misdemeanors, criminal gross misdemeanors and civil infractions occurring in the City of Spokane, the City Prosecutor's Office handles approximately 10,000 to 12,000 new criminal misdemeanor cases each year and appears for approximately 4,200 infraction cases of all types.

With the assistance of support staff, prosecutors evaluate and file charges, investigate facts involved in the cases, interview and subpoena witnesses, produce discovery demands and responses, negotiate resolutions with opposing counsel and prepare for trial as needed in each case. The average caseload per prosecutor is one of the highest in the state at 1091 new criminal cases year. In addition, our appellate attorney represents the City in approximately 50 to 100 appeals annually.

In order to successfully respond to the rise in property and domestic violence related crimes and to manage a regularly reduced budget and full-time staff, the office has implemented significant operational changes and actively initiates and/or participates in cooperative programs with other agencies. An example of this cooperation is the Community Relicensing Program which responds to over 4800 client inquires per year and is housed in our office.

Background

Prior to the 1998 remodel of the building, both the City Prosecutor's Office and the City Public Defender's Office shared the office area of a first story of the building. The addition of the second floor allowed the Prosecutor's Office to reside on the second floor while the City Public Defender's Office occupied the first floor.

The first floor of the building was defined with attorney and staff offices having walls. The second floor of the building does not have defined offices or walls for staff and attorneys. This presents a significant challenge to our staff and attorneys who must maintain confidentiality on each case while interviewing officers, crime victims, witnesses and negotiating with defense counsel.

The City Prosecutor's Office houses the City Prosecutor, Chief Assistant Prosecutor, eleven Assistant Prosecutors and six clerks as full time employees. In addition, the office regularly houses two County staff for the Community Relicensing Program, two Rule 9 interns for our infraction dockets, law student externs for special projects and an investigator volunteer.

Level of Service Standard

The level of service standard for the City Prosecutor's Office is to provide efficient prosecution of criminal misdemeanors, gross misdemeanors and civil infractions within the Criminal Justice System in response to the state mandate and the public's expectation that safety is a quality of life that is valued and maintained in Spokane.

Spokane City Prosecutor's Office Project Reports

SPOKANE FIRE DEPARTMENT

Spokane Fire Department

Department Goals

The Spokane Fire Department's Goal is to serve the community by protecting life, property and the environment. SFD strives to provide excellent service through prevention, education, preparedness, and mitigation, recognizing that their people are the key to success.



Contact Information

Bobby Williams, Fire Chief, 625-7001, bwilliams@spokanefire.org

Name	Title	Telephone	email
Art Nichols	Division Chief	625-7080	anichols@spokanefire.org

Services Provided:

The Fire Division responds to over 33,000 calls each year ranging from fire fighting and medical aid to auto extraction, special rescue situations and hazardous materials incidents. There are 15 stations located strategically throughout the city staffed by approximately 59 personnel each day on 18, emergency response apparatus. Special teams and skills provided by response personnel include Confined Space Rescue, Swift Water Rescue, Hazardous Materials, Trench Rescue, Technical Rescues, Terrorism, Paramedic Training, and Auto Extraction.

SFD's CARES program operates in concert with EWU's School of Social Work to use student interns to link patients of station personnel's responses, to social and other community programs that can provide them needed assistance. This program has not only helped to reduce repeated 9-1-1 calls, but has aided those in need by getting them in touch with existing programs that can provide them help in a number of ways.

Besides emergency responses the Fire Division provides a number of other services to the public. There is significant fire prevention and life safety work through: Public Education Programs, Life-Safety Related Code Enforcement and Development, Permit Issuance, Special Event Planning, Construction and Building Inspections, Life Safety System Records Management, Business License Fire Inspections, Permitting, Planning, Rapid Entry Systems and Fire Investigation.

The Combined Communications Center (CCC) also provides Fire and Emergency Medical Dispatch services to all fire agencies in Spokane County through a contractual arrangement.

The CCC receives calls through the county-wide 9-1-1 system and dispatches over 59,000 calls per year.

Internal departments within the Fire Division include:

The Training Division works to ensure competent and highly trained firefighters, paramedics and specialty units. Facilities at the SFD Training Campus provide a variety of training opportunities for City personnel and others throughout the region. The SFD Training Campus consists of a high-tech training facility with classrooms, meeting rooms, lecture halls and a full television recording studio. The training center serves as the Emergency Operations Center (EOC) for all of Spokane County. The campus also includes the Emergency Combined Communications Building which houses 9-1-1, Law Enforcement Dispatch and Fire Dispatch. For hands-on training, there is a state of the art 5-story "Field House" that allows for climate-controlled training. The facility is large enough to drive multiple apparatus in the building and perform high-rise ladder and rescue training. The Field House also has flexible training rooms for search and rescue, confined space rescue, technical rescue, roof cutting, multi-company drills, rappelling and new apparatus training.

The EMS Department is tasked to lead and manage the FD's medical delivery systems necessary to provide quality pre-hospital basic life support and paramedic level critical care. Additionally, EMS is responsible for the management and oversight of the 9-1-1 ambulance transport contract as well as participation in the coordination of the overall community EMS system.

The Logistics department provides maintenance services for all response apparatus and equipment used by response personnel as well as oversees SFD's 20 facilities.

The Planning and Information Management department is the provider of critical information technology services for the entire Fire Division with key responsibilities including functionality of the computer aided dispatch (CAD) and other systems necessary to provide contract dispatching services.

Background

The Spokane Fire Department began as a volunteer fire department in 1884. As a result of the Great Fire of Spokane that occurred in the summer of 1889, the City of Spokane City Council established a paid fire department on December 18, 1889. On August 22, 1893, the city council passed an ordinance officially naming the department, "A department of the city government is hereby created and established to be known as the Fire Department of the City of Spokane."

Level of Service Standard

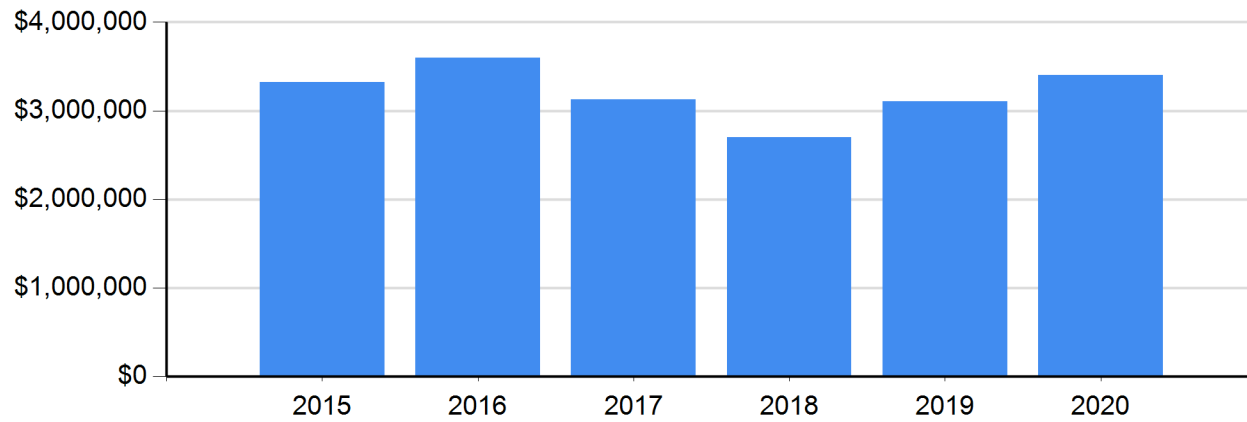
Fire Department response time objectives to be accomplished 90% of the time are as follows:

- 8 min 30 sec for the first arriving fire engine at a fire suppression incident.
- 8 min 30 sec for the first arriving fire department medical unit at a medical incident.
- 8 min 30 sec for the first arriving fire department paramedic unit at a medical incident.
- 11 minutes for the arrival of the full first alarm assignment at a structure fire.

Spending by Category Summary

Fire

Category	2015	2016	2017	2018	2019	2020	Total
Fire Department	\$3,321,759	\$3,598,084	\$3,127,152	\$2,696,880	\$3,106,774	\$3,401,608	\$19,252,257
Total	\$3,321,759	\$3,598,084	\$3,127,152	\$2,696,880	\$3,106,774	\$3,401,608	\$19,252,257



Funding Summary by Project

Fire

Project Name	Funding Source	To Date	2015	2016	2017	2018	2019	2020	Project Total
Apparatus for ARU Response	SIP / 1% Levy	\$0	\$113,687	\$113,687	\$113,687	\$113,687	\$0	\$0	\$454,748
	Unknown	\$0	\$0	\$0	\$0	\$0	\$113,687	\$113,687	\$227,374
	Total	\$0	\$113,687	\$113,687	\$113,687	\$113,687	\$113,687	\$113,687	\$682,122
Apparatus for Fire Response	SIP / 1% Levy	\$3,171,900	\$1,996,784	\$2,877,687	\$1,981,687	\$1,379,884	\$0	\$0	\$8,236,042
	Unknown	\$0	\$0	\$0	\$0	\$0	\$2,037,614	\$2,098,743	\$4,136,357
	Total	\$3,171,900	\$1,996,784	\$2,877,687	\$1,981,687	\$1,379,884	\$2,037,614	\$2,098,743	\$12,372,399
Equipment for Stations/Training and Fire Dept. Facilities	SIP / 1% levy	\$434,800	\$70,655	\$54,350	\$184,790	\$184,790	\$0	\$0	\$494,585
	Total	\$434,800	\$70,655	\$54,350	\$184,790	\$184,790	\$0	\$0	\$494,585
Equipment needs for incident response	AFG Grant	\$698,604	\$0	\$0	\$0	\$0	\$0	\$0	\$0
	SIP / 1% Levy	\$540,685	\$586,263	\$457,247	\$478,495	\$728,290	\$0	\$0	\$2,250,295
	Unknown	\$0	\$0	\$0	\$0	\$0	\$498,933	\$553,283	\$1,052,216
	Total	\$1,239,289	\$586,263	\$457,247	\$478,495	\$728,290	\$498,933	\$553,283	\$3,302,511
Fire fighter Protective Equipment	SIP / 1% levy	\$478,900	\$554,370	\$95,113	\$254,358	\$176,094	\$0	\$0	\$1,079,935
	Unknown	\$0	\$0	\$0	\$0	\$0	\$456,540	\$635,895	\$1,092,435
	Total	\$478,900	\$554,370	\$95,113	\$254,358	\$176,094	\$456,540	\$635,895	\$2,172,370
Updates on apparatus not being replaced	SIP / 1% Levy	\$0	\$0	\$0	\$114,135	\$114,135	\$0	\$0	\$228,270
	Total	\$0	\$0	\$0	\$114,135	\$114,135	\$0	\$0	\$228,270
Category Total		\$5,324,889	\$3,321,759	\$3,598,084	\$3,127,152	\$2,696,880	\$3,106,774	\$3,401,608	\$19,252,257
Department Total		\$5,324,889	\$3,321,759	\$3,598,084	\$3,127,152	\$2,696,880	\$3,106,774	\$3,401,608	\$19,252,257

Spokane Fire Department Project Reports

Begin Year

- | | | |
|--------|--------|--------|
| ● 2015 | ● 2017 | ● 2019 |
| ● 2016 | ● 2018 | ● 2020 |

Fire Projects: Citywide, or Unknown Location

- SFD-2012-442
- SFD-2012-444
- SFD-2012-449
- SFD-2012-451
- SFD-2013-191

SFD-2012-362



Fire 2015 - 2020



Fire / ---

Apparatus for ARU Response

SFD-2012-442

Executive Summary:

This allows an alternative EMS service delivery model that would reduce mileage on the heavy, more expensive apparatus by providing a smaller, vehicle at each station.

Project Justification:

As the percentage of EMS incidents continue to rise and cost of large fire apparatus continues to increase, it has become necessary to implement alternative service delivery models that are more operationally efficient. The use of smaller apparatus for EMS responses provides greater efficiency by allowing improved mobility, accessibility, flexibility during responses while reducing operational costs and saving wear and tear on larger fire apparatus. This purchase would provide smaller units for approximately half of the FD's current fire stations. It would also provide additional PPE (personal protective equipment) and SCBA (self contained breathing apparatus) so small vehicles could respond directly to emergency scenes and initiate fire ground assignments if necessary.

Location:

Other Location

These vehicles would be located at different fire stations throughout the city.

Project Status:

Active

The acquisition of these units provides an alternative service delivery capacity for EMS responses that currently does not exist. Without a bond/levy approved by the voters this alternative could not be achieved.

External Factors:

Currently there are no funds available within the Fire Department's budget. Passing a Bond/levy has been and continues to be the most viable solution at this time. Upon obtaining funding, it takes approximately a year before any units can be placed in service. Bargaining the effects of this service delivery change would be necessary with the local union (L29).

Maintenance:

Maintenance of capital facilities, buildings and infrastructure has an impact on a Department's operating budget, and thus routine maintenance costs for new and ongoing projects are identified in the table below.

	2015	2016	2017	2018	2019	2020	Total
Expected Annual Maintenance	\$0	\$0	\$0	\$0	\$0	\$0	\$0

Maintenance Comments:

Fire / ---

Apparatus for ARU Response

SFD-2012-442

Spending:

Project Phase	Spending To Date	Estimated Spending							Total
		2015	2016	2017	2018	2019	2020	6-Year Total	
Purchases	\$0	\$113,687	\$113,687	\$113,687	\$113,687	\$0	\$0	\$454,748	\$454,748
Purchases	\$0	\$0	\$0	\$0	\$0	\$113,687	\$113,687	\$227,374	\$227,374
Total	\$0	\$113,687	\$113,687	\$113,687	\$113,687	\$113,687	\$113,687	\$682,122	\$682,122

Funding:

Funding Name	Source	Status*	Funding to Date	Estimated Funding						Total
				2015	2016	2017	2018	2019	2020	
SIP / 1% Levy	Local	Identified	\$0	\$113,687	\$113,687	\$113,687	\$113,687	\$0	\$0	\$454,748
Unknown	Local	Unidentified	\$0	\$0	\$0	\$0	\$0	\$113,687	\$113,687	\$227,374
Total			\$0	\$113,687	\$113,687	\$113,687	\$113,687	\$113,687	\$113,687	\$682,122

*Status definitions:

- Unidentified: Funding source has not yet been determined
- Identified: Funding source has been found, but not yet requested
- Applied: Grant or loan application has been submitted, or budget has been requested
- Awarded: Grant or loan has been offered but the contract has not yet been signed or budget has not yet been approved by Council
- Encumbered: Project contract has been signed and funds have been allocated to spend on the project

Funding amounts in red reflect sources that are unidentified, identified or anticipated.

Fire / ---

Apparatus for Fire Response

SFD-2012-362

Executive Summary:

Department will develop specifications and go out for bids. The cost of fire apparatus are increasing consistently at 3% a year which we have reflected in changes to this project budget. Some of the vehicles replaced will be turned into a backup response vehicle.

Project Justification:

In order to have reliable apparatus for emergency response, the City needs to replace these vehicles in a timely manner. These apparatus become more and more unreliable with every year/mile that goes by. The Fire Department provides excellent preventative maintenance, but that can only go so far. Additionally NFPA (National Fire Protection Association) Standards for fire apparatus continue to change and over the typical life of existing SFD apparatus, most SFD apparatus can no longer comply with current standards.

Location:

Other Location

These are located throughout the city at various fire stations.

Project Status:

Active

Industry Standards typically are anywhere between 10-12 years front line service and then 3 years reserve. Based on our M:A values (total Maintenance to Acquisition cost ratio) for these apparatus, we need to purchase 7 engines, 2 pumper ladders, 1 aerial and rebuild 6 engines between now and next 6 years.

External Factors:

Currently there are no funds available within the Fire Department's budget. Passing a Bond levy has been and continues to be the most viable solution at this time. Upon obtaining funding, it takes approximately a year before a unit can be placed in service.

Maintenance:

Maintenance of capital facilities, buildings and infrastructure has an impact on a Department's operating budget, and thus routine maintenance costs for new and ongoing projects are identified in the table below.

	2015	2016	2017	2018	2019	2020	Total
Expected Annual Maintenance	\$30,000	\$30,000	\$20,000	\$30,000	\$20,000	\$20,000	\$300,000

Maintenance Comments:

Fuel cost will continue to rise for this apparatus and the first year will be high due to labor placing this vehicle in-service. These figures are based off an average annual maintenance cost of 10K per larger units and 4K for smaller based off past performances

Fire / ---

Apparatus for Fire Response

SFD-2012-362

Spending:

Project Phase	Spending To Date	Estimated Spending							Total
		2015	2016	2017	2018	2019	2020	6-Year Total	
Purchases	\$3,171,900	\$1,996,784	\$2,877,687	\$1,981,687	\$1,379,884	\$0	\$0	\$8,236,042	\$11,407,942
Purchases	\$0	\$0	\$0	\$0	\$0	\$2,037,614	\$2,098,743	\$4,136,357	\$4,136,357
Total	\$3,171,900	\$1,996,784	\$2,877,687	\$1,981,687	\$1,379,884	\$2,037,614	\$2,098,743	\$12,372,399	\$15,544,299

Funding:

Funding Name	Source	Status*	Funding to Date	Estimated Funding						Total
				2015	2016	2017	2018	2019	2020	
SIP / 1% Levy	Local	Identified	\$3,171,900	\$1,996,784	\$2,877,687	\$1,981,687	\$1,379,884	\$0	\$0	\$11,407,942
Unknown	Local	Unidentified	\$0	\$0	\$0	\$0	\$0	\$2,037,614	\$2,098,743	\$4,136,357
Total			\$3,171,900	\$1,996,784	\$2,877,687	\$1,981,687	\$1,379,884	\$2,037,614	\$2,098,743	\$15,544,299

*Status definitions:

- Unidentified: Funding source has not yet been determined
- Identified: Funding source has been found, but not yet requested
- Applied: Grant or loan application has been submitted, or budget has been requested
- Awarded: Grant or loan has been offered but the contract has not yet been signed or budget has not yet been approved by Council
- Encumbered: Project contract has been signed and funds have been allocated to spend on the project

Funding amounts in red reflect sources that are unidentified, identified or anticipated.

Fire / ---

Equipment for Stations/Training and Fire Dept. Facilities

SFD-2012-449

Executive Summary:

The items identified in this project address facility security and equipment that insures the on-going operation of 20 buildings. Minor repair and maintenance of the equipment if funded through annual operating budgets but purchase of new or update of existing equipment requires other funding.

Project Justification:

Fire Department operations undergo on-going changes based on service demand, resources, internal and external influences and a host of other factors. The 20 facilities utilized by the FD to provide service to the community have operational equipment and security needs. This project is necessary to enhance the safety of the site/ facility and for the purchase/ update of equipment necessary for the effective on-going functionality of the operations occurring within the buildings.

Location:

Other Location

The central location for staging purposes will be at 1610 N. Rebecca. The actual locations are spread throughout the City.

Project Status:

Active

The Fire Department utilizes 20 facilities to support and respond to the communities calls for help. Each of these facilities requires certain types of equipment for operation and security. Some of this equipment is in place at some locations but is lacking due to funding, at other locations. This project identifies FD facility equipment and security needs.

External Factors:

Other than funding, none at this time.

Maintenance:

Maintenance of capital facilities, buildings and infrastructure has an impact on a Department's operating budget, and thus routine maintenance costs for new and ongoing projects are identified in the table below.

	2015	2016	2017	2018	2019	2020	Total
Expected Annual Maintenance	\$1,500	\$1,500	\$1,500	\$1,500	\$1,500	\$1,500	\$9,000

Maintenance Comments:

Fire / ---

Equipment for Stations/Training and Fire Dept. Facilities

SFD-2012-449

Spending:

Project Phase	Spending To Date	Estimated Spending							Total
		2015	2016	2017	2018	2019	2020	6-Year Total	
Purchases	\$434,800	\$70,655	\$54,350	\$184,790	\$184,790	\$0	\$0	\$494,585	\$929,385
Total	\$434,800	\$70,655	\$54,350	\$184,790	\$184,790	\$0	\$0	\$494,585	\$929,385

Funding:

Funding Name	Source	Status*	Funding to Date	Estimated Funding						Total
				2015	2016	2017	2018	2019	2020	
SIP / 1% levy	Local	Identified	\$434,800	\$70,655	\$54,350	\$184,790	\$184,790	\$0	\$0	\$929,385
Total			\$434,800	\$70,655	\$54,350	\$184,790	\$184,790	\$0	\$0	\$929,385

*Status definitions:

- Unidentified: Funding source has not yet been determined
- Identified: Funding source has been found, but not yet requested
- Applied: Grant or loan application has been submitted, or budget has been requested
- Awarded: Grant or loan has been offered but the contract has not yet been signed or budget has not yet been approved by Council
- Encumbered: Project contract has been signed and funds have been allocated to spend on the project

Funding amounts in red reflect sources that are unidentified, identified or anticipated.

Fire / ---

Equipment needs for incident response

SFD-2012-451

Executive Summary:

Fire fighters cannot provide service to the community without a wide variety of incident response equipment. Upgrading of this equipment for front line apparatus and front line reserve apparatus relies on Bond issue funding.

Project Justification:

Upgraded equipment used on incident responses is essential for the safe and efficient operation by fire fighters on fire and medical incidents.

Location:

Other Location

Equipment will be distributed to all vehicles that respond to emergency incidents and 50 intersections where Opticom lighting controls will be installed.

Project Status:

Active

FD emergency response personnel rely on a wide variety of equipment to provide service on fire and medical incidents. This equipment must be regularly upgraded to ensure safe and state-of-the-art operations for fire fighter. This project includes a broad spectrum of equipment that has a life expectancy of over 5 years. These upgrades are not funded by annual budget and rely on Bond funding.

External Factors:

Given the hazardous environment in which it is must operate, equipment used by fire fighters during incident responses can be easily damaged or lost. This equipment must be replaced or upgraded for all front line and front line reserve FD units. Bond dollars are needed to fund this project.

Maintenance:

Maintenance of capital facilities, buildings and infrastructure has an impact on a Department's operating budget, and thus routine maintenance costs for new and ongoing projects are identified in the table below.

	2015	2016	2017	2018	2019	2020	Total
Expected Annual Maintenance	\$4,000	\$4,000	\$4,000	\$4,000	\$4,000	\$4,000	\$72,000

Maintenance Comments:

There is a multitude of pieces included in this request which a lot of them require annual preventative maintenance and ongoing repairs.

Fire / ---

Equipment needs for incident response

SFD-2012-451

Spending:

Project Phase	Spending To Date	Estimated Spending							Total
		2015	2016	2017	2018	2019	2020	6-Year Total	
Purchases	\$1,239,289	\$586,263	\$457,247	\$478,495	\$728,290	\$0	\$0	\$2,250,295	\$3,489,584
Purchases	\$0	\$0	\$0	\$0	\$0	\$498,933	\$553,283	\$1,052,216	\$1,052,216
Total	\$1,239,289	\$586,263	\$457,247	\$478,495	\$728,290	\$498,933	\$553,283	\$3,302,511	\$4,541,800

Funding:

Funding Name	Source	Status*	Funding to Date	Estimated Funding						Total
				2015	2016	2017	2018	2019	2020	
AFG Grant	Federal	Identified	\$698,604	\$0	\$0	\$0	\$0	\$0	\$0	\$698,604
SIP / 1% Levy	Local	Identified	\$540,685	\$586,263	\$457,247	\$478,495	\$728,290	\$0	\$0	\$2,790,980
Unknown	Local	Unidentified	\$0	\$0	\$0	\$0	\$0	\$498,933	\$553,283	\$1,052,216
Total			\$1,239,289	\$586,263	\$457,247	\$478,495	\$728,290	\$498,933	\$553,283	\$4,541,800

*Status definitions:

- Unidentified: Funding source has not yet been determined
- Identified: Funding source has been found, but not yet requested
- Applied: Grant or loan application has been submitted, or budget has been requested
- Awarded: Grant or loan has been offered but the contract has not yet been signed or budget has not yet been approved by Council
- Encumbered: Project contract has been signed and funds have been allocated to spend on the project

Funding amounts in red reflect sources that are unidentified, identified or anticipated.

Fire / ---

Fire fighter Protective Equipment

SFD-2012-444

Executive Summary:

PPE is necessary for the safety of fire fighters to provide service within hazardous environments. Bond funds are required to provide required upgrades of this essential equipment.

Project Justification:

Even though grant dollars have assisted the FD in upgrading some PPE and SCBA over the last few years, additional upgrades are necessary in the future. There must be an adequate number of sets of PPE for all uniformed personnel who respond to emergencies.

Location:

Other Location

This equipment is necessary for all uniformed personnel who respond to emergencies and would be distributed throughout all 15 fire stations.

Project Status:

Active

Fire fighter personal protective equipment (PPE) is essential to the safety of personnel when operating in hazardous environments. PPE consists of FF coats, pants, helmets, boots and Self Contained Breathing Apparatus (SCBA). Fortunately the FD has received several grants over the last several years for the purchase of PPE to include SCBA. These grant dollars have reduced the amount of Bond funding needed for PPE upgrades however there are PPE needs that Bond funding must provide. National Fire Protection Association (NFPA) standards require regular future upgrades of PPE. Without passage of a bond levy the upgrade of PPE would not be possible and standards would not be met.

External Factors:

WA state L & I standards require the FD to provide PPE that meet NFPA standards. Failure to do so exposes the City and FD to fines and financial risks. Bond funding is the only mechanism to fund this project in the future.

Maintenance:

Maintenance of capital facilities, buildings and infrastructure has an impact on a Department's operating budget, and thus routine maintenance costs for new and ongoing projects are identified in the table below.

	2015	2016	2017	2018	2019	2020	Total
Expected Annual Maintenance	\$5,000	\$5,000	\$5,000	\$5,000	\$5,000	\$5,000	\$60,000

Maintenance Comments:

Turnout gear is required to be inspected semi annually and tested annually, which requires handling over 600 sets of PPE twice a year. This is very time consuming and expensive if failures require replacement of the entire ensemble or individual sections

Fire / ---

Fire fighter Protective Equipment

SFD-2012-444

Spending:

Project Phase	Spending To Date	Estimated Spending							Total
		2015	2016	2017	2018	2019	2020	6-Year Total	
Purchases	\$478,900	\$554,370	\$95,113	\$254,358	\$176,094	\$0	\$0	\$1,079,935	\$1,558,835
Purchases	\$0	\$0	\$0	\$0	\$0	\$456,540	\$635,895	\$1,092,435	\$1,092,435
Total	\$478,900	\$554,370	\$95,113	\$254,358	\$176,094	\$456,540	\$635,895	\$2,172,370	\$2,651,270

Funding:

Funding Name	Source	Status*	Funding to Date	Estimated Funding						Total
				2015	2016	2017	2018	2019	2020	
SIP / 1% levy	Local	Identified	\$478,900	\$554,370	\$95,113	\$254,358	\$176,094	\$0	\$0	\$1,558,835
Unknown	Local	Unidentified	\$0	\$0	\$0	\$0	\$0	\$456,540	\$635,895	\$1,092,435
Total			\$478,900	\$554,370	\$95,113	\$254,358	\$176,094	\$456,540	\$635,895	\$2,651,270

*Status definitions:

- Unidentified: Funding source has not yet been determined
- Identified: Funding source has been found, but not yet requested
- Applied: Grant or loan application has been submitted, or budget has been requested
- Awarded: Grant or loan has been offered but the contract has not yet been signed or budget has not yet been approved by Council
- Encumbered: Project contract has been signed and funds have been allocated to spend on the project

Funding amounts in red reflect sources that are unidentified, identified or anticipated.

Fire / ---

Updates on apparatus not being replaced

SFD-2013-191

Executive Summary:

This project funds the upgrades of a number of current fire apparatus that will be used as front-line reserve units after the purchase of new Engines and Ladders. These upgrades are to repair, repaint, and upgrade electrical and lighting systems and other items to meet current NFPA standards.

Project Justification:

Current front line fire apparatus will be moved to a front line reserve status upon the purchase of new apparatus. These apparatus need to be updated emergency lights, to stay current with NFPA standard changes since the trucks were originally built. This also provides additional life with the trucks as in the past; we extended usage for another 5 to 10 years.

Location:

Other Location

Throughout the Fire Department.

Project Status:

Active

The FD has 19 front line apparatus and several front-line reserve Engines and Ladders that are relied upon to provide response services. Other project submission requests replacement of a number of these units due to age and mileage. The FD will maintain a number of existing apparatus that will be necessary to front-line reserve apparatus to fill in when front line units are out of service. This project funds the upgrade of those units to improve their functionality and performance capability.

External Factors:

Voter approval of Bond Levy funds will be necessary to fund this project unless another funding source is identified.

Maintenance:

Maintenance of capital facilities, buildings and infrastructure has an impact on a Department's operating budget, and thus routine maintenance costs for new and ongoing projects are identified in the table below.

	2015	2016	2017	2018	2019	2020	Total
Expected Annual Maintenance	\$0	\$0	\$0	\$0	\$0	\$0	\$0

Maintenance Comments:

Fire / ---

Updates on apparatus not being replaced

SFD-2013-191

Spending:

Project Phase	Spending To Date	Estimated Spending							Total
		2015	2016	2017	2018	2019	2020	6-Year Total	
Purchases	\$0	\$0	\$0	\$114,135	\$114,135	\$0	\$0	\$228,270	\$228,270
Total	\$0	\$0	\$0	\$114,135	\$114,135	\$0	\$0	\$228,270	\$228,270

Funding:

Funding Name	Source	Status*	Funding to Date	Estimated Funding						
				2015	2016	2017	2018	2019	2020	Total
SIP / 1% Levy	Local	Identified	\$0	\$0	\$0	\$114,135	\$114,135	\$0	\$0	\$228,270
Total			\$0	\$0	\$0	\$114,135	\$114,135	\$0	\$0	\$228,270

*Status definitions:

- Unidentified: Funding source has not yet been determined
- Identified: Funding source has been found, but not yet requested
- Applied: Grant or loan application has been submitted, or budget has been requested
- Awarded: Grant or loan has been offered but the contract has not yet been signed or budget has not yet been approved by Council
- Encumbered: Project contract has been signed and funds have been allocated to spend on the project

Funding amounts in red reflect sources that are unidentified, identified or anticipated.

FLEET SERVICES

NO PROJECTS THIS YEAR

Fleet Services

Department Goals

Our mission is to establish efficient and effective delivery of City services by providing Customer departments with safe, reliable, economical and environmentally sound transportation and related support services that are responsive to their needs and that conserve vehicle value and equipment investment.



Contact Information

Gene Jakubczak, Director

Name	Title	Telephone	email
Gene Jakubczak	Director	625-7865	gjakubczak@spokanecity.org
Lorie Butz	Accountant II	625-7782	lbutz@spokanecity.org

Services Provided

The City of Spokane Fleet Services Department consists of two separate areas: Equipment Maintenance and Management, and Communications.

Fleet provides maintenance services for all City-owned vehicles with the exception of the Fire Department equipment; provides supplies such as oil, fuel and parts; manages a preventive maintenance program for motorized equipment; and makes both major and minor repairs as required. The department also furnishes technical information and prepares specifications for vehicles and equipment purchased by the City, and maintains a replacement fund to finance the replacement of equipment for the Street department. The department has a budget of \$12.4 million and a staff of 36.

- 800 units of equipment for Police, Streets, Parks, Sewer Maintenance and several other departments, including 120 vehicles in the Washington State Motor Pool, receive vehicle maintenance at the Fleet Services maintenance shop at Normandie.
- 450 units of equipment are also maintained at a second maintenance shop on Foothills Drive, primarily in support of the Solid Waste Management and Water Departments.
- The Body Shop at the Nelson site performs work associated with the commissioning and decommissioning of vehicles, such as the installation of City decals, police light bars, sirens and radios.
- Fleet Services also operates two state-of-the-art fueling facilities; one at the Normandie site and fueling and equipment washing facility at the Broadway location. These sites provide nearly one million gallons of fuel (unleaded and diesel) annually to City vehicles

and equipment. The equipment washing facility is environmentally friendly and is open 24 hours per day.

- Over 5,000 pieces of two-way radio equipment and cellular phones are maintained by the Communications/Radio Program.

Background

The Fleet Services Department was established in 1961 as an internal services fund. The department recovers 100% of its budget through charges to other city departments (and other governmental agencies) for services provided. The department operates at four locations:

Normandie Facility, 1410 N. Normandie – Provides vehicle maintenance and repair services, vehicle fueling, and houses the administrative offices. The shop is open from 6:00 am until 1:00 am Monday through Friday. During a stage two snow event, the shop operates 24/7 to keep snowplows and sanders on the road, and to keep Police vehicles in chains, snow tires, and wiper blades.

Foothills Facility, 914 E. North Foothills Drive – Provides vehicle maintenance and repair services, primarily for the Solid Waste Management and Water Departments. The shop is open from 6:00 am until midnight Monday through Friday. When garbage pickup occurs on a weekend due to holiday schedules, the shop remains open that day as well.

Nelson Facility, 909 N. Nelson – Provides Communication maintenance services and equipment commissioning/de-commissioning. The shop is open Monday through Friday from 7 am until 3:30 pm.

Broadway Facility, 2616 E. Broadway – Provides vehicle fueling and cleaning facilities. Open 24/7.

Level of Service Standard

The level of service (LOS) for Fleet is to ensure that our customers, other using departments, have the equipment and facilities they require to safely perform their function when they need it, and at a reasonable cost. Nearly every City of Spokane department relies on Fleet Services to keep vehicles and equipment ready to serve its citizens. The services provided enhance the safety of our community.

Fleet Services Project Reports

INFORMATION TECHNOLOGY

Information Technology (IT)

Department Goals

Our goals are: 1) Deliver innovative and highly effective IT: solutions, tools, and services, to the departments and agencies of the City of Spokane, 2) Provide outstanding customer service to city staff and the citizens we serve and support, and 3) Provide leadership for effective strategic and tactical planning in the use of technology.

Contact Information

Michael A Sloon, Director

Telephone email

Shelley McCarrey Clerk III 625.6474 smccarrey@spokanecity.org Michael A Sloon Director 625.6468 msloon@spokanecity.org

Services Provided

IT Support: IT Support has evolved from a traditional, technically-oriented entity to a more customer service oriented, approachable face of IT within our organization. The development of customer service orientation has shifted the emphasis away from the help desk as IT's technical problem fixer to the front-end to a service provider. The Help Desk, acting as the nexus for the full integration of IT and customer service into the organization, is evidence both of an increased recognition of the role which the Help Desk can play strategically and a signal of the expansion of the help desk in a manner that might not have been predicted from its original "mop up" role.

Network: The team provides support of the City's data, voice and video networks and services that enable businesses to interact with City employees, City employees to collaborate with each other and their regional, state and federal colleagues, and citizens to communicate with the City's business and services groups 24x7. These networks include fixed, mobile and IP communications that allow internal and external users to access applications, information and services in a secure and reliable manner. Our strategic position within the MIS department provides the core framework to all critical application oriented services that are expected to be delivered in a timely manner while adhering to management policies in a cost effective setting.

Applications: The group provides professional consulting and technical services in the acquisition, implementation, and maintenance of the computer systems that support the business operations of all City departments (i.e. HRMS, Utility Billing, Permits, and Financial Systems). In order to provide services that meet or exceed the requirements of City departments and be a cost-effective source of those services, the Applications group must:

- Consistently follow a standard project management methodology
- Maintain well-trained staff with excellent leadership, technical, and communications skills
- Make our customer the source and focus of all initiatives, with the goal of meeting all reasonable user expectations
- Proactively anticipate changes in technology that will affect City systems and users, in order to effectively use technology in improving business processes

Web: The group is focused on developing a one-stop online resource of information and services for three primary customers. These three primary customers are the residents, business, and visitors of Spokane. Build a customer centric website allowing a single sign-on to securely access the many resources and services the City has to offer. Work directly with City Communications to ensure the website meets the communications needs of the City and its Administration.

Mail Center: The Mail Center accepts and distributes all incoming and outgoing mail services for City Departments. The Mail Center has knowledge of regulations and standards required for all mail and packages to and from the United States Postal Service, Federal Express and UPS for the City of Spokane. The Mail Center inserts, meters, and trays Utility Bills on a daily basis. All Payroll and Retirement payments are sealed, presorted, and metered if needed.

The Mail Center processes monthly presort standard mailings, which involves some, or all of the following functions: tabbing, sealing, addressing, packaging, sacking/traying and delivering to the USPS processing plant. Quality and customer service is the focus of the Mail Center. Mail handling and internal distribution will be accomplished at or less than market rate.

Reprographics: Reprographics provides duplication and printing services to all City Departments and includes management of the floor copiers in City Hall. The City of Spokane Reprographics is a full service center offering black and white, one color and full color copying and printing services. Copy/printing services include forms, books, manuals, newsletters, postcards, cards, brochures, documents, carbonless forms, business cards, letterhead, and envelopes. Finishing services includes cutting, padding, spiral/coil binding, folding, drilling, stapling, perforating, scoring, numbering, lamination, foam mounting, and vinyl signs are available. Reprographics does handle sensitive or confidential information for processing. Quality and customer service is the focus of Reprographics. Printing and duplicating services will be provided at or less than market rate.

Enterprise Administration: This area provides both the enterprise computer systems and enterprise software for the Spokanecity.org domain. In addition to deploying and maintaining more than 200 servers and hardware appliances, we administer all user accounts and computer accounts on the network. Through a diverse knowledge on computer systems and architecture, we provide enterprise level applications for email, file servers, print services, security policy, data archiving, internet security, PC mobility, security certificates, FTP, application licensing, messaging and video conferencing. We monitor and maintain the health of these services 24/7 in order to ensure the reliability and sustained provision of the platform of information technology to the City of Spokane's facilities and staff.

The Enterprise Administration team provide higher tier support to all areas of IT operations. We strive to consistently develop and improve our product, services and skills to make the most efficient use of tools and resources available. We attend training, technology events and host regularly scheduled product updates with vendors to ensure our knowledge of current and future technologies. We communicate and build relationships with external agencies within the field of Information technology and collaborate with other local government IT support groups.

Data Center: Data Center Services includes support for enterprise data storage, enterprise printing, enterprise data backup, enterprise data recovery, disaster recovery, offsite storage, servers administration, data transfer/processing, data security, building security system, building camera systems and Data Center management. Data Center IT Operations provides secure environment, maintain high availability systems and secure transfer of data. The Data Center IT Operations provides the resources to support the applications and systems that handle the core business and operational data of the City of Spokane. The data must be accessible, secure, and archived to ensure ongoing business functionality 365 days a year. Data Center Operations does continuous effort to monitor, measure, and manage data center efficiency to achieve lower operating expenses over time. Data Center Operation protects data and systems within restore, backup, and disaster recovery requirements and ensuring off-site copies can be brought online on time. Data Center Operations plans for systems upgrade progression that appeals to the cost and data requirements of the City of Spokane. The objective is to provide four 9's (99.99%) reliability, less unscheduled downtime per year and meet business requirements while getting the most for the public dollar.

GIS: GIS is critical to the business of the City of Spokane as demonstrated by its use water and wastewater, infrastructure management, permitting, planning, code enforcement, emergency services, growth management, street maintenance, crime analysis, solid waste and others. GIS provides a platform for the city to improve service delivery through better informed business operations and decision making. In addition, the integration of map based information with the corporate business systems will help improve overall customer service, enhance workflows and streamline the organizations business processes. Ultimately, the efficiencies provided by a well-organized GIS can have a significant impact on the City's financial bottom line.

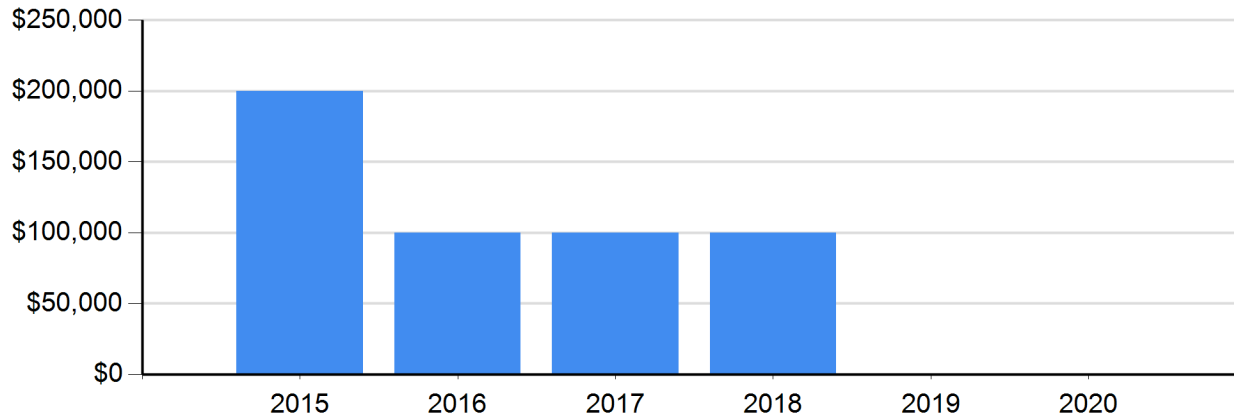
Level of service Standard

Information Technology ensures that IT services (secure network, applications/systems, web, data access, wireless connectivity, data security, and customer support) are provided to all city departments and agencies 24 x 7 x 365, and without a 99.5% availability of services.

Spending by Category Summary

Information Technology

Category	2015	2016	2017	2018	2019	2020	Total
Network	\$200,000	\$100,000	\$100,000	\$100,000	\$0	\$0	\$500,000
Total	\$200,000	\$100,000	\$100,000	\$100,000	\$0	\$0	\$500,000



Funding Summary by Project

Information Technology

Network									
Project Name	Funding Source	To Date	2015	2016	2017	2018	2019	2020	Project Total
Fiber network infrastructure	IT Allocation	\$0	\$200,000	\$100,000	\$100,000	\$100,000	\$0	\$0	\$500,000
	Total	\$0	\$200,000	\$100,000	\$100,000	\$100,000	\$0	\$0	\$500,000
Category Total		\$0	\$200,000	\$100,000	\$100,000	\$100,000	\$0	\$0	\$500,000
Department Total		\$0	\$200,000	\$100,000	\$100,000	\$100,000	\$0	\$0	\$500,000

Information Technology Project Reports

Fiber network infrastructure

IT-2013-6

Executive Summary:

To provide high performance network connectivity, redundant routing, and high availability of service to the City of Spokane's departments and agencies.

Project Justification:

Many locations within the city are not serviced by high-speed network providers, and we only install the infrastructure when the cost to do so is lower than commercially provided networking.

Location:

Other Location

Through out the City of Spokane

Project Status:

Active

City IT installs network conduit through out the City of Spokane as the business need or opportunity occurs (when the Street Department has the road surface open for repair or construction).

External Factors:

Maintenance:

Maintenance of capital facilities, buildings and infrastructure has an impact on a Department's operating budget, and thus routine maintenance costs for new and ongoing projects are identified in the table below.

	2015	2016	2017	2018	2019	2020	Total
Expected Annual Maintenance	\$0	\$0	\$0	\$0	\$0	\$0	\$0

Maintenance Comments:

Fiber network infrastructure

IT-2013-6

Spending:

Project Phase	Spending To Date	Estimated Spending							Total
		2015	2016	2017	2018	2019	2020	6-Year Total	
Construction	\$0	\$200,000	\$100,000	\$100,000	\$100,000	\$0	\$0	\$500,000	\$500,000
Total	\$0	\$200,000	\$100,000	\$100,000	\$100,000	\$0	\$0	\$500,000	\$500,000

Funding:

Funding Name	Source	Status*	Funding to Date	Estimated Funding						Total
				2015	2016	2017	2018	2019	2020	
IT Allocation	Local	Identified	\$0	\$200,000	\$100,000	\$100,000	\$100,000	\$0	\$0	\$500,000
Total			\$0	\$200,000	\$100,000	\$100,000	\$100,000	\$0	\$0	\$500,000

*Status definitions:

- Unidentified: Funding source has not yet been determined
- Identified: Funding source has been found, but not yet requested
- Applied: Grant or loan application has been submitted, or budget has been requested
- Awarded: Grant or loan has been offered but the contract has not yet been signed or budget has not yet been approved by Council
- Encumbered: Project contract has been signed and funds have been allocated to spend on the project

Funding amounts in red reflect sources that are unidentified, identified or anticipated.

SPOKANE PUBLIC LIBRARY

Spokane Public Library



Department Goals

The services and programs of the library are guided by the library's mission statement:

Spokane Public Library strengthens our community by promoting literacy and providing access to words, images and information through respectful, professional service.

In accomplishing our mission we keep in mind certain values that contribute to creating an open and welcoming place where all people can use the services of the library freely. We value:

- Access to Information
- Intellectual Freedom
- Individual Differences
- Personal and Organizational Accountability
- Individual Pursuit of Learning

Our Strategic Directions guide our work more specifically. The Library Board of Trustees approved the 2014-2018 Strategic Directions at their January 2014 meeting. Library staff engaged in a planning process that has resulted in strategic directions and goals for the next 5 year period. There are 3 primary directions for the library:

STRATEGIC DIRECTION: Empower our citizens to help our community succeed

Goal: Inspire a community of readers

Goal: Expand citizen access and knowledge of emerging literacies and technologies

Goal: Be the resource for free learning opportunities for citizens of all ages so they can achieve their personal and professional goals

STRATEGIC DIRECTION: Build partnerships for a greater impact on citizen's lives

Goal: Be an engaged community partner

Goal: Collaborate to expand access to community expertise for customers

Goal: Meet customers and partners when and where they are with the information they want

STRATEGIC DIRECTION: Become an organization of growth and innovation

Goal: Remain relevant and vital through continuous learning

Goal: Transform our libraries to meet local needs of our customers and community

Goal: Share the library messages widely

Contact Information

Name	Title	Telephone	Email
Andrew Chanse	Director	444-5305	achanse@spokanelibrary.org
Dennis Frederickson	Public Services Manager	444-5334	dfrederickson@spokanelibrary.org
Eva Silverstone	Communications Manager	444-5307	esilverstone@spokanelibrary.org

Services Provided

Spokane Public Library provides traditional lending library services for over 900,000 visitors a year. Over two million items are borrowed from the libraries each year.

1. *Self-Directed Education*—early, adult & digital literacy through our collections of items in print, audio, video, and digital formats, specialized online research tools, historical collections and educational tools;
2. *Small Business and Workforce Support*—increase workforce skills and strengthening the small business sector through high-quality business information resources, training, and workshops;
3. *Outreach to Seniors and Youth*—a youth outreach worker delivers early literacy classes to children in Head Start and ECEAP childcare centers around the city. A deposit collection is checked out to many childcare centers so the children have books to read. Library service is brought on site to more than 40 senior and assisted-living centers in Spokane delivering access to educational and enrichment materials to those that would not have it otherwise;
4. *Research and Instruction*—professionally trained staff enable citizens to find reputable and reliable sources of information via professional assistance, classes and events;
5. *Computer access and Wi-Fi service* – all of the libraries provide Internet computers, technical assistance and Wi-Fi for library customers;
6. *Meeting Rooms*—available for use (free) to groups for open, public meetings.

Background

Spokane Public Library was first established in 1891 (in City Hall) with its first dedicated building opening in 1905. Service expanded to include branch locations throughout the city as well as bookmobile service. Traditional lending library service as well as early childhood literacy classes for children, educational programs for adults and research assistance have always been staples of the service provided to citizens. The libraries have also always been a place where citizens can gather for meetings or for enrichment through discussion of current events and the historical and cultural materials presented in the library. The library has always been free and open to the public. Currently there are six physical locations in the City of Spokane: Main Library (Downtown), 906 West Main Ave, new building opened 1/94, (previous building on same location from 1963); East Side Branch Library, 524 S. Stone, opened 12/95, (previously in East Central Community Center); Hillyard Branch Library, 4005 N. Cook, opened 1/94, (previously in NE Community Center); Indian Trail Library, 4909 W. Barnes, opened 3/98; Shadle Library, 2111 W. Wellesley, opened 3/97, (previously in Shadle Shopping Center); South Hill Library, 3324 S. Perry, opened 1/96, (previously in Manito Shopping Center). In addition to the library's physical locations, Spokane Public Library has a long history of outreach to the community through school, daycare, senior center and business visits by librarians.

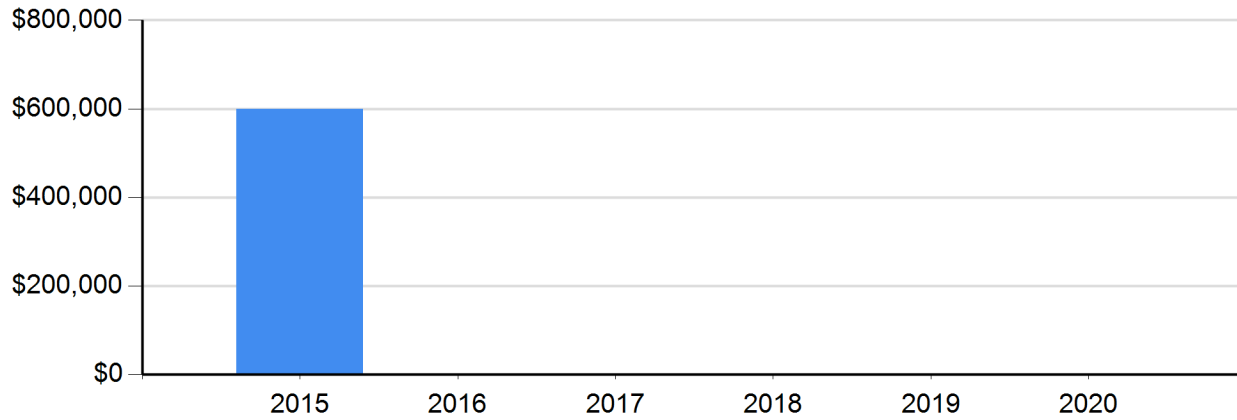
Level of Service Standard

Spokane Public Library provides avenues for citizens to improve their digital literacy skills by keeping up with technology standards and offering materials in electronic formats. Training for citizens allows them to build skills. Spokane Public Library strives to provide materials quickly using a holds ratio of 4:1. This means that when an item is in high demand we review the number of requests (holds) and if there are more than four holds per copy we purchase additional copies. Customers may submit purchase requests and many are honored; for those that aren't we seek the materials from other libraries with inter-library-loan (ILL). We answer customer calls by the third ring and for reference questions complete the request within 48 hours (most are answered on the same day). Today's public is used to fast service in many arenas and we try to provide that at the library as well. We also pride ourselves on creating a pleasant and welcoming environment that goes the extra step to help people find what they need.

Spending by Category Summary

Library

Category	2015	2016	2017	2018	2019	2020	Total
Library Department	\$600,000	\$0	\$0	\$0	\$0	\$0	\$600,000
Total	\$600,000	\$0	\$0	\$0	\$0	\$0	\$600,000



Funding Summary by Project

Library

Project Name	Funding Source	To Date	2015	2016	2017	2018	2019	2020	Project Total
RFID/Self-service model	SIP Loan	\$0	\$600,000	\$0	\$0	\$0	\$0	\$0	\$600,000
	Total	\$0	\$600,000	\$0	\$0	\$0	\$0	\$0	\$600,000
Category Total		\$0	\$600,000	\$0	\$0	\$0	\$0	\$0	\$600,000
Department Total		\$0	\$600,000	\$0	\$0	\$0	\$0	\$0	\$600,000

Spokane Public Library Project Reports

RFID/Self-service model

LIB-2013-183

Executive Summary:

This project would integrate self service stations at all six libraries. The majority of checkouts and fee payments would be handled by the self checkout machines.

Project Justification:

This project would allow the library to better meet future service more efficiently.

Location:

Other Location

City Wide

Project Status:

Active

Looking for Vendors, installation in 2015.

External Factors:

This project would also require placing RFID technology on our items for security and better service. The price of this is included in the project, but will take 90-120 days to complete prior to implementing the self-service machines.

Maintenance:

Maintenance of capital facilities, buildings and infrastructure has an impact on a Department's operating budget, and thus routine maintenance costs for new and ongoing projects are identified in the table below.

	2015	2016	2017	2018	2019	2020	Total
Expected Annual Maintenance	\$0	\$60,000	\$60,000	\$60,000	\$60,000	\$0	\$240,000

Maintenance Comments:

The maintenance costs might vary widely by vendor. At this point, we are using 10% of the total cost of the equipment as a placeholder.

RFID/Self-service model

LIB-2013-183

Spending:

Project Phase	Spending To Date	Estimated Spending							Total
		2015	2016	2017	2018	2019	2020	6-Year Total	
Purchases	\$0	\$600,000	\$0	\$0	\$0	\$0	\$0	\$600,000	\$600,000
Total	\$0	\$600,000	\$0	\$0	\$0	\$0	\$0	\$600,000	\$600,000

Funding:

Funding Name	Source	Status*	Funding to Date	Estimated Funding						Total
				2015	2016	2017	2018	2019	2020	
SIP Loan	Local	Identified	\$0	\$600,000	\$0	\$0	\$0	\$0	\$0	\$600,000
Total			\$0	\$600,000	\$0	\$0	\$0	\$0	\$0	\$600,000

*Status definitions:

- Unidentified: Funding source has not yet been determined
- Identified: Funding source has been found, but not yet requested
- Applied: Grant or loan application has been submitted, or budget has been requested
- Awarded: Grant or loan has been offered but the contract has not yet been signed or budget has not yet been approved by Council
- Encumbered: Project contract has been signed and funds have been allocated to spend on the project

Funding amounts in red reflect sources that are unidentified, identified or anticipated.

SPOKANE MUNICIPAL COURT

FOR PROJECTS SEE UNDER ASSET MANAGEMENT

Spokane Municipal Court

Department Goals

Spokane Municipal Court serves our community by protecting constitutional guarantees while impartially upholding and interpreting the law and providing open, just and timely resolution of all matters.



Contact Information

Howard F. Delaney, Court Administrator, 625-4450, hdelaney@spokanecity.org

Name	Title	Telephone	email
Mary C. Logan	Presiding Judge	625-5867	mlogan@spokanecity.org

Services Provided

Spokane Municipal Court provides for the filing, processing, hearing, and adjudication of criminal cases (including domestic violence, traffic and non-traffic), civil infractions, and parking infractions issued within the city limits. Spokane Municipal Court processes approximately 12,000 criminal cases, 25,000 civil infractions and 65,000 parking infractions annually.

Background

Spokane Municipal Court began operation on January 1, 2009 and currently leases two locations on the Spokane County Courthouse Campus. Four courtrooms, judges' chambers and judicial secretary's office are located on the 2nd floor of the Courthouse Annex. The Clerk's Office is located on the 1st floor of the Public Safety Building.

The Clerk's Office employs 31 clerks who perform a wide variety of duties including customer service via the phone or in person, collection of money, data entry into the statewide Judicial Information System (JIS), local JustWare system, parking ticket program (Duncan), photo red (ATS) system, and assisting judicial officers in court. The Clerk's Office provides information and assistance to citizens, attorneys, state and city agencies, defendants and others who are involved or otherwise have an interest in cases filed in Municipal Court.

The Clerk's Office receives more than 10,000 pieces of mail annually which must be opened, reviewed, sorted and processed according to state, city and court policies. On an annual basis, the cashiers in Municipal Court receipt over 17,000 individual payments for criminal cases (most in \$25 increments) that results in over \$400,000 in General Fund revenue. The cashiers also receipt over 100,000 individual payments related to infraction payments (most in \$25 increments) which results in over \$3 million in General Fund revenue per year.

Judicial officers assigned to Municipal Court preside over a large variety of hearings types including arraignments, pre-trial hearings, jury trials, no contact hearings, treatment reviews, bench warrant recalls, show cause hearings, contested and mitigated traffic, non-traffic, photo red, and parking dockets. Three judges preside over criminal misdemeanor and civil infractions. There are two court commissioners who are assigned to preside over infraction (including parking and photo red) contested and mitigated dockets. Criminal dockets are quite large and frequently the judge and court clerk will process 60-70 cases in a single morning or afternoon session.

Spokane Municipal Court Project Reports

NEIGHBORHOOD SERVICES

FOR PROJECTS SEE UNDER ASSET MANAGEMENT

Community & Neighborhood Services



Department Goals

Our mission is to enhance quality of life by engaging citizens in government; investing in housing, services and economic development; strengthening neighborhoods and ensuring excellent customer service.

Contact Information

Jonathan Mallahan, Director

Name	Title	Telephone	email
Jonathan Mallahan	Director	625-6734	jmallahan@spokanecity.org

Services Provided

The division of Community and Neighborhood Services incorporates the City's citizen and community oriented departments (ONS/Code, Community Housing and Human Development, Community Centers and My Spokane Customer Service). The division is focused on empowering citizens to be engaged in government, providing support for Spokane's very-low to moderate income citizens, and providing excellent customer service in citizens' interactions with the City.

Background

Community & Neighborhood Services manages the investment of over \$13 Million federal, state and local funding to provide support for Spokane's safety net, enhance quality of life and create economic opportunity for our citizens.

As part of the City's approach to supporting neighborhoods, we fund several community centers which an array of services co-located in one place so that individuals and families can be more effectively & efficiently served.

Level of Service Standard

The level of service (LOS) for Community & Neighborhood Services is to provide support for the right services, housing and engagement opportunities for citizens to improve their quality of life and our community.

Neighborhood Services Project Reports

PARKS & RECREATION DEPARTMENT

Parks and Recreation Department

Department Goals

The Parks and Recreation Department 1) provides and promotes a parks and recreation system which advocates healthy lifestyles and the value of play. 2) stimulates the local economy through the provision of venues, events and activities which draw visitors and keeps local citizens close to home; well maintained and managed greenspaces that enhance property values; and the creation of employment opportunities. 3) directs the acquisition and stewardship of properties for parks and recreation purposes while balancing active recreation and environmental interests.



4) promotes community safety through the development, maintenance, and management of the parks and recreation system. 5) ensures reasonable access to opportunities within a diverse parks and recreation system. 6) honors the history and legacy of the Spokane parks system through celebration, preservation, and restoration efforts. 7) innovatively develops and manages the responsible, efficient, and equitable use of resources leading to the sustainability of a strong and viable parks and recreation system. 8) demonstrates accountability and a collaborative culture through open communication, stakeholder participation, and transparent management practices. 9) continues to encourage a sense of community and pride through the provision of a parks and recreation system that affords citizens social gathering places and spaces.

Contact Information

Leroy Eadie, Parks and Recreation Director

Name	Title	Telephone	email
Al Vorderbrueggen	Recreation Director	363-5464	avorderbrueggen@spokanecity.org
Tony Madunich	Park Operations Director	363-5458	tmadunich@spokanecity.org

Services Provided

The Spokane Parks and Recreation Department maintains its rich history through the provision of an extensive system of parks, trails, recreation facilities, activities, and events. Four operational divisions exist within the Department charged with the management, operations, and maintenance of these services for the Spokane community. The Department has an annual operating budget of approximately \$18 million with \$12.5 million coming from the City

general fund and \$5.5 million in department generated revenues. Budget and policy setting authority is vested with a City Council appointed Park Board.

Background

The Recreation and Entertainment Division offers classes, special events, athletic leagues, and activities for youth, teens, adults, seniors, and persons with disabilities. It also operates Riverfront Park attractions, activities, and events including the Skyride, Loof Carrousel, Ice Palace, and Imax Theater and provides support for community centers, senior centers, the NE Youth Center, Corbin Art Center, and outdoor swimming pools.

The Park Operations Division manages and maintains approximately 4,000 acres of land with nearly 1,000 acres in developed green space and facilities. This includes over 80 different park areas and some streetscapes such as parkways and boulevards. The division has responsibility for over 60 playgrounds, 40 restroom buildings, nearly 200 sports facilities (ball diamonds, soccer/football fields, tennis courts, basketball courts, skate parks, horseshoe pits, volleyball courts, disc golf courses), about 25 picnic shelters, 40 miles of trails, a park and golf course equipment repair shop, and a maintenance facility. The Horticulture section manages and maintains a variety of formal gardens (Duncan Garden, Rose Hill, Ferris Perennial Garden, Japanese Garden, and Moore Turner Heritage Garden), Finch Arboretum, and Gaiser Conservatory and greenhouses.

The Golf Division manages, operates, and maintains 4 championship golf courses including Indian Canyon, Downriver, Esmeralda, and the Creek at Qualchan. The Golf Division operates as an enterprise fund and does not utilize public tax dollars.

The Administrative Division provides support and guidance for the entire Department including financial reporting and management, community outreach and marketing, payroll and personnel functions, and other general support services.

Level of Service Standard

Level of Service standards call for 1.17 acres of Neighborhood Parks per 1,000 people, 1.49 acres of Community Parks per 1,000 people, and 2.59 acres of Major Parks per 1,000 people.

Neighborhood Parks are intended to provide both active and passive recreation for residents enjoying short daily leisure periods but should provide for most intensive use by children, family groups, and senior citizens. These parks are centrally located in neighborhoods with safe walking and bicycle access.

Community Parks offer diverse recreational opportunities. These parks may include areas suited for facilities such as athletic complexes and large swimming pools. Natural areas for walking, viewing, and picnicking are often available in community parks. Water bodies are present in many of these parks,

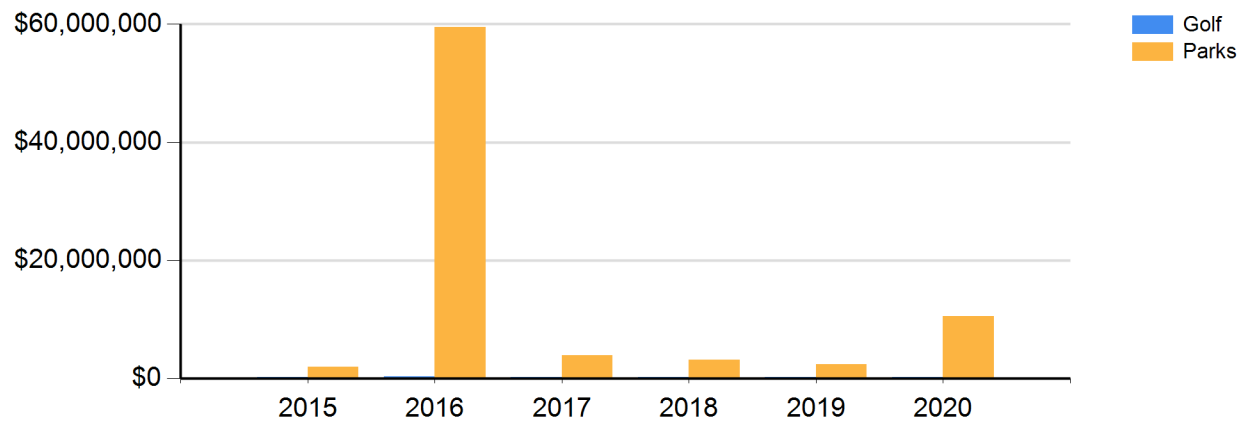
Major Parks are a large expanse of open land designed to provide natural scenery and unique features of citywide and regional interest as well as affording a pleasant environment and open space in which to engage in active and passive recreation.

The Parks and Recreation Department currently exceeds these level of service standards with 1.28 acres of neighborhood parks per 1,000 people, 1.61 acres of community parks per 1,000 people, and 3.08 acres of major parks per 1,000 people.

Spending by Category Summary

Parks and Recreation

Category	2015	2016	2017	2018	2019	2020	Total
Golf	\$170,000	\$255,000	\$225,000	\$225,000	\$225,000	\$230,000	\$1,330,000
Parks	\$1,899,000	\$59,485,771	\$3,842,500	\$3,135,000	\$2,327,000	\$10,529,000	\$81,218,271
Total	\$2,069,000	\$59,740,771	\$4,067,500	\$3,360,000	\$2,552,000	\$10,759,000	\$82,548,271



Funding Summary by Project

Parks and Recreation

Golf									
Project Name	Funding Source	To Date	2015	2016	2017	2018	2019	2020	Project Total
Golf Asphalt Repair & Curbing	Golf Capital	\$0	\$0	\$30,000	\$35,000	\$35,000	\$35,000	\$35,000	\$170,000
	Golf Capital	\$0	\$30,000	\$0	\$0	\$0	\$0	\$0	\$30,000
	Total	\$0	\$30,000	\$30,000	\$35,000	\$35,000	\$35,000	\$35,000	\$200,000
Golf Mowers	Golf Capital	\$0	\$0	\$165,000	\$125,000	\$125,000	\$125,000	\$125,000	\$665,000
	Golf Capital	\$0	\$80,000	\$0	\$0	\$0	\$0	\$0	\$80,000
	Total	\$0	\$80,000	\$165,000	\$125,000	\$125,000	\$125,000	\$125,000	\$745,000
Golf Wide-Area Mower	Golf Capital	\$0	\$0	\$60,000	\$65,000	\$65,000	\$65,000	\$70,000	\$325,000
	Golf Capital	\$0	\$60,000	\$0	\$0	\$0	\$0	\$0	\$60,000
	Total	\$0	\$60,000	\$60,000	\$65,000	\$65,000	\$65,000	\$70,000	\$385,000
Category Total		\$0	\$170,000	\$255,000	\$225,000	\$225,000	\$225,000	\$230,000	\$1,330,000
Parks									
Project Name	Funding Source	To Date	2015	2016	2017	2018	2019	2020	Project Total
Adm - Computer/Hardware Replacement - System Wide	Parks Cum Res	\$0	\$82,000	\$0	\$0	\$0	\$0	\$0	\$82,000
	Parks Cum Res	\$0	\$0	\$82,000	\$0	\$0	\$0	\$82,000	\$164,000
	Total	\$0	\$82,000	\$82,000	\$0	\$0	\$0	\$82,000	\$246,000
Adm - Equipment Replacements - System Wide	Parks Capital	\$0	\$0	\$227,000	\$225,000	\$218,500	\$226,500	\$224,500	\$1,121,500
	Parks Capital	\$0	\$183,000	\$0	\$0	\$0	\$0	\$0	\$183,000
	Total	\$0	\$183,000	\$227,000	\$225,000	\$218,500	\$226,500	\$224,500	\$1,304,500
Adm - Local Improvement District Payoff - System Wide	Parks Capital	\$0	\$0	\$10,000	\$10,000	\$10,000	\$10,000	\$10,000	\$50,000
	Parks Capital	\$0	\$50,500	\$0	\$0	\$0	\$0	\$0	\$50,500
	Total	\$0	\$50,500	\$10,000	\$10,000	\$10,000	\$10,000	\$10,000	\$100,500
Adm - Miscellaneous Minor Projects - System Wide	Parks Capital	\$0	\$0	\$85,000	\$85,000	\$85,000	\$85,000	\$85,000	\$425,000
	Parks Capital	\$0	\$93,500	\$0	\$0	\$0	\$0	\$0	\$93,500
	Total	\$0	\$93,500	\$85,000	\$85,000	\$85,000	\$85,000	\$85,000	\$518,500
Adm - Property Acquisition Related Expenses - System Wide	Parks Cum Res	\$0	\$0	\$10,000	\$10,000	\$10,000	\$10,000	\$10,000	\$50,000
	Parks Cum Res	\$0	\$10,000	\$0	\$0	\$0	\$0	\$0	\$10,000
	Total	\$0	\$10,000	\$10,000	\$10,000	\$10,000	\$10,000	\$10,000	\$60,000

Parks (continued)									
Project Name	Funding Source	To Date	2015	2016	2017	2018	2019	2020	Project Total
Ops - Asphalt Repair - Park Drives	Parks Capital	\$0	\$0	\$75,000	\$100,000	\$0	\$0	\$0	\$175,000
	Total	\$0	\$0	\$75,000	\$100,000	\$0	\$0	\$0	\$175,000
Ops - Asphalt Surface Sealing	Parks Capital	\$0	\$0	\$0	\$60,000	\$0	\$60,000	\$0	\$120,000
	Total	\$0	\$0	\$0	\$60,000	\$0	\$60,000	\$0	\$120,000
Ops - Asphalt Trails & Paths	Parks Capital	\$0	\$0	\$40,000	\$40,000	\$40,000	\$40,000	\$0	\$160,000
	Total	\$0	\$0	\$40,000	\$40,000	\$40,000	\$40,000	\$0	\$160,000
Ops - Audubon Park Irrigation	Parks Capital	\$0	\$0	\$40,000	\$810,000	\$0	\$0	\$0	\$850,000
	Total	\$0	\$0	\$40,000	\$810,000	\$0	\$0	\$0	\$850,000
Ops - Boat Launch/River Access	Grant Funding	\$0	\$0	\$0	\$0	\$0	\$225,000	\$0	\$225,000
	Parks Capital	\$0	\$0	\$0	\$0	\$50,000	\$225,000	\$0	\$275,000
	Total	\$0	\$0	\$0	\$0	\$50,000	\$450,000	\$0	\$500,000
Ops - Cannon Hill Park Irrigation & Pond	Parks Capital	\$0	\$0	\$0	\$40,000	\$900,000	\$0	\$0	\$940,000
	Total	\$0	\$0	\$0	\$40,000	\$900,000	\$0	\$0	\$940,000
Ops - Coeur d Alene Park Entrances/Pathways	Parks Capital	\$0	\$0	\$100,000	\$0	\$0	\$0	\$0	\$100,000
	Parks Capital	\$0	\$10,000	\$0	\$0	\$0	\$0	\$0	\$10,000
	Total	\$0	\$10,000	\$100,000	\$0	\$0	\$0	\$0	\$110,000
Ops - Coeur d Alene Park Irrigation	Parks Capital	\$0	\$0	\$450,000	\$0	\$0	\$0	\$0	\$450,000
	Parks Capital	\$0	\$30,000	\$0	\$0	\$0	\$0	\$0	\$30,000
	Total	\$0	\$30,000	\$450,000	\$0	\$0	\$0	\$0	\$480,000
Ops - Comstock Park Irrigation	Parks Capital	\$0	\$0	\$275,000	\$0	\$0	\$0	\$0	\$275,000
	Total	\$0	\$0	\$275,000	\$0	\$0	\$0	\$0	\$275,000
Ops - Corbin Tennis Courts	Parks Capital	\$0	\$0	\$60,000	\$0	\$0	\$0	\$0	\$60,000
	Parks Capital	\$0	\$7,500	\$0	\$0	\$0	\$0	\$0	\$7,500
	Total	\$0	\$7,500	\$60,000	\$0	\$0	\$0	\$0	\$67,500
Ops - Dog Park Improvements	Parks Capital	\$0	\$0	\$0	\$0	\$0	\$25,000	\$115,000	\$140,000
	Total	\$0	\$0	\$0	\$0	\$0	\$25,000	\$115,000	\$140,000
Ops - Don Kardong Bridge	Parks Capital	\$0	\$0	\$0	\$35,000	\$475,000	\$0	\$0	\$510,000
	Total	\$0	\$0	\$0	\$35,000	\$475,000	\$0	\$0	\$510,000

Parks (continued)									
Project Name	Funding Source	To Date	2015	2016	2017	2018	2019	2020	Project Total
Ops - Fish Lake Trail Connection	Grant Funding	\$0	\$0	\$0	\$0	\$0	\$0	\$750,000	\$750,000
	Parks Capital	\$0	\$0	\$0	\$0	\$0	\$45,000	\$1,100,000	\$1,145,000
	Total	\$0	\$0	\$0	\$0	\$0	\$45,000	\$1,850,000	\$1,895,000
Ops - Fish Lake Trail Phase 3B	Grant Funding	\$0	\$0	\$0	\$0	\$0	\$0	\$4,910,000	\$4,910,000
	Parks Capital	\$0	\$0	\$0	\$0	\$0	\$50,000	\$100,000	\$150,000
	Spokane County	\$0	\$0	\$0	\$0	\$0	\$10,000	\$190,000	\$200,000
	Total	\$0	\$0	\$0	\$0	\$0	\$60,000	\$5,200,000	\$5,260,000
Ops - Franklin Park Irrigation	Parks Capital	\$0	\$0	\$35,000	\$475,000	\$0	\$0	\$0	\$510,000
	Total	\$0	\$0	\$35,000	\$475,000	\$0	\$0	\$0	\$510,000
Ops - High Bridge Park Irrigation	Parks Capital	\$0	\$0	\$0	\$0	\$45,000	\$600,000	\$0	\$645,000
	Total	\$0	\$0	\$0	\$0	\$45,000	\$600,000	\$0	\$645,000
Ops - Manito Japanese Garden Pond	Parks Capital	\$0	\$0	\$105,000	\$0	\$0	\$0	\$0	\$105,000
	Total	\$0	\$0	\$105,000	\$0	\$0	\$0	\$0	\$105,000
Ops - Manito Mirror Pond Shoreline Improvements	Friends of Manito	\$60,000	\$30,000	\$0	\$0	\$0	\$0	\$0	\$30,000
	Grant Funding	\$0	\$150,000	\$0	\$0	\$0	\$0	\$0	\$150,000
	Parks Capital	\$60,000	\$30,000	\$0	\$0	\$0	\$0	\$0	\$30,000
	Total	\$120,000	\$210,000	\$0	\$0	\$0	\$0	\$0	\$210,000
Ops - Manito Mirror Pond Water Quality/Conservation	Grant Funding	\$47,500	\$0	\$100,000	\$0	\$0	\$0	\$0	\$100,000
	Parks Capital	\$44,000	\$0	\$100,000	\$0	\$0	\$0	\$0	\$100,000
	Total	\$91,500	\$0	\$200,000	\$0	\$0	\$0	\$0	\$200,000
Ops - Manito Park Irrigation	Parks Capital	\$0	\$0	\$20,000	\$700,000	\$0	\$0	\$0	\$720,000
	Total	\$0	\$0	\$20,000	\$700,000	\$0	\$0	\$0	\$720,000
Ops - Manito Road Replacement	Parks Capital	\$0	\$0	\$0	\$0	\$200,000	\$100,000	\$100,000	\$400,000
	Total	\$0	\$0	\$0	\$0	\$200,000	\$100,000	\$100,000	\$400,000
Ops - Manito Tennis Courts	Parks Capital	\$0	\$0	\$0	\$0	\$17,000	\$170,000	\$0	\$187,000
	Total	\$0	\$0	\$0	\$0	\$17,000	\$170,000	\$0	\$187,000

Parks (continued)									
Project Name	Funding Source	To Date	2015	2016	2017	2018	2019	2020	Project Total
Ops - Manito Upper Parking Lot Improvements	Parks Capital	\$0	\$0	\$0	\$15,000	\$100,000	\$0	\$0	\$115,000
	Total	\$0	\$0	\$0	\$15,000	\$100,000	\$0	\$0	\$115,000
Ops - Mission Tennis Courts	Grant Funding	\$0	\$25,000	\$0	\$0	\$0	\$0	\$0	\$25,000
	Parks Capital	\$180,000	\$0	\$0	\$0	\$0	\$0	\$0	\$0
	Total	\$180,000	\$25,000	\$0	\$0	\$0	\$0	\$0	\$25,000
Ops - Park System Lighting Upgrade	Avista Rebate	\$0	\$0	\$30,000	\$30,000	\$30,000	\$30,000	\$30,000	\$150,000
	Parks Capital	\$0	\$0	\$20,000	\$20,000	\$20,000	\$20,000	\$20,000	\$100,000
	Total	\$0	\$0	\$50,000	\$50,000	\$50,000	\$50,000	\$50,000	\$250,000
Ops - Peaceful Valley Sports Court	Grant Funding	\$0	\$34,000	\$0	\$0	\$0	\$0	\$0	\$34,000
	Parks Capital	\$0	\$34,000	\$0	\$0	\$0	\$0	\$0	\$34,000
	Total	\$0	\$68,000	\$0	\$0	\$0	\$0	\$0	\$68,000
Ops - Playground Replacements	Parks Capital	\$0	\$0	\$90,000	\$90,000	\$90,000	\$90,000	\$500,000	\$860,000
	Parks Capital	\$0	\$90,000	\$0	\$0	\$0	\$0	\$0	\$90,000
	Total	\$0	\$90,000	\$90,000	\$90,000	\$90,000	\$90,000	\$500,000	\$950,000
Ops - Sidewalk Replacement	Parks Capital	\$0	\$0	\$20,000	\$20,000	\$20,000	\$20,000	\$20,000	\$100,000
	Parks Capital	\$0	\$20,000	\$0	\$0	\$0	\$0	\$0	\$20,000
	Total	\$0	\$20,000	\$20,000	\$20,000	\$20,000	\$20,000	\$20,000	\$120,000
Rec - Aquatic Repairs - Major	Parks Capital	\$0	\$0	\$50,000	\$35,000	\$50,000	\$35,000	\$50,000	\$220,000
	Parks Capital	\$0	\$35,000	\$0	\$0	\$0	\$0	\$0	\$35,000
	Total	\$0	\$35,000	\$50,000	\$35,000	\$50,000	\$35,000	\$50,000	\$255,000
Rec - Merkel Lighting Upgrade	Parks Capital	\$0	\$0	\$75,000	\$20,000	\$0	\$0	\$0	\$95,000
	Parks Capital	\$0	\$25,000	\$0	\$0	\$0	\$0	\$0	\$25,000
	Total	\$0	\$25,000	\$75,000	\$20,000	\$0	\$0	\$0	\$120,000
Rec - Minnehaha Trail Head Parking Lot	Grant Funding	\$0	\$0	\$0	\$0	\$112,000	\$0	\$0	\$112,000
	Parks Capital	\$0	\$0	\$0	\$0	\$115,000	\$0	\$0	\$115,000
	Total	\$0	\$0	\$0	\$0	\$227,000	\$0	\$0	\$227,000
Rec - Mission Universal Baseball Field	Grant Funding	\$0	\$160,000	\$0	\$0	\$0	\$0	\$0	\$160,000
	Grant Funding	\$0	\$201,000	\$0	\$0	\$0	\$0	\$0	\$201,000
	Parks Capital	\$0	\$41,000	\$0	\$0	\$0	\$0	\$0	\$41,000
	Total	\$0	\$402,000	\$0	\$0	\$0	\$0	\$0	\$402,000

Parks (continued)									
Project Name	Funding Source	To Date	2015	2016	2017	2018	2019	2020	Project Total
Rec - Sekani Access Road Paving	Parks Capital	\$0	\$0	\$0	\$0	\$0	\$0	\$400,000	\$400,000
	Total	\$0	\$0	\$0	\$0	\$0	\$0	\$400,000	\$400,000
Rec - Sekani Public Utilities & Parking Improvements	Parks Capital	\$0	\$0	\$0	\$0	\$15,000	\$168,000	\$1,750,000	\$1,933,000
	Total	\$0	\$0	\$0	\$0	\$15,000	\$168,000	\$1,750,000	\$1,933,000
Rec - Shade/Safety Structures - Merkel and Franklin	Parks Capital	\$25,000	\$0	\$35,000	\$0	\$0	\$0	\$0	\$35,000
	Parks Capital	\$0	\$20,000	\$0	\$0	\$0	\$0	\$0	\$20,000
	Total	\$25,000	\$20,000	\$35,000	\$0	\$0	\$0	\$0	\$55,000
Rec - Sports Field/Aquatics Lighting Upgrade	Avista Rebate	\$0	\$0	\$372,000	\$90,000	\$0	\$0	\$0	\$462,000
	Avista Rebate	\$0	\$267,000	\$0	\$0	\$0	\$0	\$0	\$267,000
	Parks Capital	\$0	\$0	\$248,000	\$60,000	\$0	\$0	\$0	\$308,000
	Parks Capital	\$0	\$178,000	\$0	\$0	\$0	\$0	\$0	\$178,000
	Total	\$0	\$445,000	\$620,000	\$150,000	\$0	\$0	\$0	\$1,215,000
Rec - Synthetic Turf Replacement	Parks Capital	\$0	\$0	\$37,500	\$37,500	\$37,500	\$37,500	\$37,500	\$187,500
	Parks Capital	\$0	\$37,500	\$0	\$0	\$0	\$0	\$0	\$37,500
	Total	\$0	\$37,500	\$37,500	\$37,500	\$37,500	\$37,500	\$37,500	\$225,000
Rec - Wheel Park Improvements	Parks Capital	\$0	\$0	\$30,000	\$240,000	\$0	\$0	\$0	\$270,000
	Total	\$0	\$0	\$30,000	\$240,000	\$0	\$0	\$0	\$270,000
RFP - Fleet Replacement Funding	Parks Capital	\$0	\$35,000	\$85,000	\$25,000	\$25,000	\$25,000	\$25,000	\$220,000
	Total	\$0	\$35,000	\$85,000	\$25,000	\$25,000	\$25,000	\$25,000	\$220,000
RFP - Skyride Major Maintenance	Parks Cum Res	\$0	\$20,000	\$20,000	\$20,000	\$20,000	\$20,000	\$20,000	\$120,000
	Total	\$0	\$20,000	\$20,000	\$20,000	\$20,000	\$20,000	\$20,000	\$120,000
RFP Bond Event Center & U.S. Pavilion	RFP Bond	\$0	\$0	\$23,950,623	\$0	\$0	\$0	\$0	\$23,950,623
	Total	\$0	\$0	\$23,950,623	\$0	\$0	\$0	\$0	\$23,950,623
RFP Bond Grounds, Infrastructure & Playgrounds	RFP Bond	\$0	\$0	\$20,974,445	\$0	\$0	\$0	\$0	\$20,974,445
	Total	\$0	\$0	\$20,974,445	\$0	\$0	\$0	\$0	\$20,974,445

Parks (continued)									
Project Name	Funding Source	To Date	2015	2016	2017	2018	2019	2020	Project Total
RFP Bond Ice Rink and Skyride	RFP Bond	\$0	\$0	\$2,166,148	\$0	\$0	\$0	\$0	\$2,166,148
	Total	\$0	\$0	\$2,166,148	\$0	\$0	\$0	\$0	\$2,166,148
RFP Bond Leasable Shelters	RFP Bond	\$0	\$0	\$2,147,976	\$0	\$0	\$0	\$0	\$2,147,976
	Total	\$0	\$0	\$2,147,976	\$0	\$0	\$0	\$0	\$2,147,976
RFP Bond Looff Carrousel	RFP Bond	\$0	\$0	\$4,510,461	\$0	\$0	\$0	\$0	\$4,510,461
	Total	\$0	\$0	\$4,510,461	\$0	\$0	\$0	\$0	\$4,510,461
RFP Bond Public Safety & Improved Access	RFP Bond	\$0	\$0	\$2,724,618	\$0	\$0	\$0	\$0	\$2,724,618
	Total	\$0	\$0	\$2,724,618	\$0	\$0	\$0	\$0	\$2,724,618
UF - Finch Arboretum Irrigation	Parks Capital	\$0	\$0	\$35,000	\$500,000	\$450,000	\$0	\$0	\$985,000
	Total	\$0	\$0	\$35,000	\$500,000	\$450,000	\$0	\$0	\$985,000
UF - Finch Arboretum Master Plan	Parks Capital	\$0	\$0	\$50,000	\$50,000	\$0	\$0	\$0	\$100,000
	Total	\$0	\$0	\$50,000	\$50,000	\$0	\$0	\$0	\$100,000
Category Total		\$416,500	\$1,899,000	\$59,485,771	\$3,842,500	\$3,135,000	\$2,327,000	\$10,529,000	\$81,218,271
Department Total		\$416,500	\$2,069,000	\$59,740,771	\$4,067,500	\$3,360,000	\$2,552,000	\$10,759,000	\$82,548,271

Parks & Recreation Department Project Reports

Parks: Citywide Projects

- PKS-2012-287
- PKS-2012-291
- PKS-2012-316
- PKS-2012-325
- PKS-2012-326
- PKS-2012-334
- PKS-2013-188
- PKS-2013-194
- PKS-2013-197
- PKS-2013-200
- PKS-2014-40
- PKS-2014-41
- PKS-2014-101
- PKS-2014-105

Parks: Downtown Projects

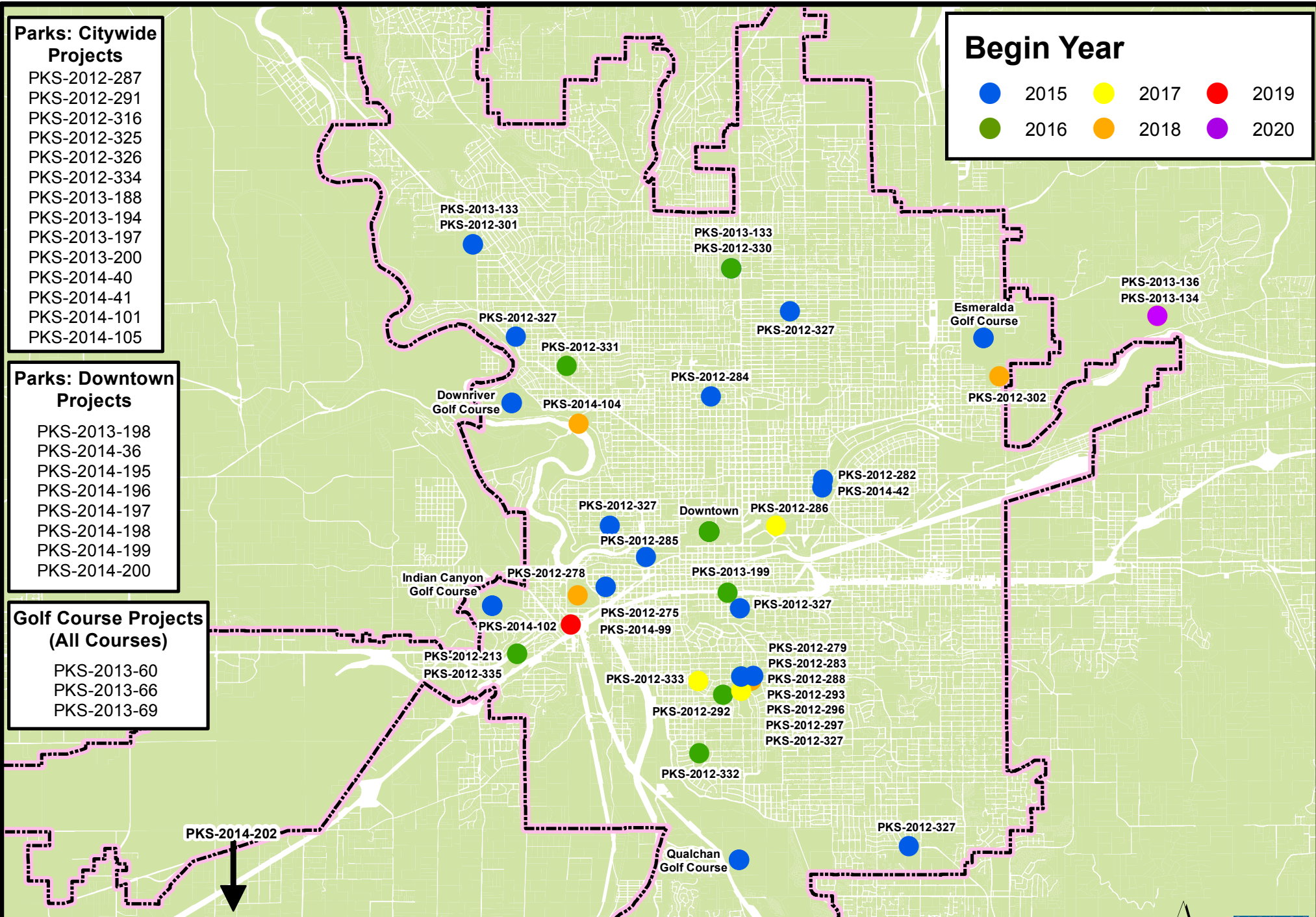
- PKS-2013-198
- PKS-2014-36
- PKS-2014-195
- PKS-2014-196
- PKS-2014-197
- PKS-2014-198
- PKS-2014-199
- PKS-2014-200

Golf Course Projects (All Courses)

- PKS-2013-60
- PKS-2013-66
- PKS-2013-69

Begin Year

- | | | |
|---|--|--|
| ● 2015 | ● 2017 | ● 2019 |
| ● 2016 | ● 2018 | ● 2020 |



Parks and Recreation 2015 - 2020



Parks and Recreation / Golf

Golf Asphalt Repair & Curbing

PKS-2013-60

Executive Summary:

Asphalt Repair and Curbing in all 4 courses

Project Justification:

Asphalt Repair and Curbing in all 4 courses

Location:

Other Location

All 4 Golf Courses

Project Status:

Active

Proposed

External Factors:

Maintenance:

Maintenance of capital facilities, buildings and infrastructure has an impact on a Department's operating budget, and thus routine maintenance costs for new and ongoing projects are identified in the table below.

	2015	2016	2017	2018	2019	2020	Total
Expected Annual Maintenance	\$0	\$0	\$0	\$0	\$0	\$0	\$0

Maintenance Comments:

Parks and Recreation / Golf

Golf Asphalt Repair & Curbing

PKS-2013-60

Spending:

Project Phase	Spending To Date	Estimated Spending							Total
		2015	2016	2017	2018	2019	2020	6-Year Total	
Construction	\$0	\$30,000	\$30,000	\$35,000	\$35,000	\$35,000	\$35,000	\$200,000	\$200,000
Total	\$0	\$30,000	\$30,000	\$35,000	\$35,000	\$35,000	\$35,000	\$200,000	\$200,000

Funding:

Funding Name	Source	Status*	Funding to Date	Estimated Funding						Total
				2015	2016	2017	2018	2019	2020	
Golf Capital	Local	Identified	\$0	\$0	\$30,000	\$35,000	\$35,000	\$35,000	\$35,000	\$170,000
Golf Capital	Local	Encumbered	\$0	\$30,000	\$0	\$0	\$0	\$0	\$0	\$30,000
Total			\$0	\$30,000	\$30,000	\$35,000	\$35,000	\$35,000	\$35,000	\$200,000

*Status definitions:

- Unidentified: Funding source has not yet been determined
- Identified: Funding source has been found, but not yet requested
- Applied: Grant or loan application has been submitted, or budget has been requested
- Awarded: Grant or loan has been offered but the contract has not yet been signed or budget has not yet been approved by Council
- Encumbered: Project contract has been signed and funds have been allocated to spend on the project

Funding amounts in red reflect sources that are unidentified, identified or anticipated.

Parks and Recreation / Golf

Golf Mowers

PKS-2013-66

Executive Summary:

Equipment-Mowers-72 Rotary, Fairway Mower 6500, Greens Mower, Groundsmaster 4700, Rotary mower, Trim Mower, and Triplex

Project Justification:

Equipment-Mowers

Location:

Other Location

Golf - Division Wide

Project Status:

Active

Ongoing

External Factors:

Maintenance:

Maintenance of capital facilities, buildings and infrastructure has an impact on a Department's operating budget, and thus routine maintenance costs for new and ongoing projects are identified in the table below.

	2015	2016	2017	2018	2019	2020	Total
Expected Annual Maintenance	\$0	\$0	\$0	\$0	\$0	\$0	\$0

Maintenance Comments:

Parks and Recreation / Golf

Golf Mowers

PKS-2013-66

Spending:

Project Phase	Spending To Date	Estimated Spending							Total
		2015	2016	2017	2018	2019	2020	6-Year Total	
Purchases	\$0	\$80,000	\$165,000	\$125,000	\$125,000	\$125,000	\$125,000	\$745,000	\$745,000
Total	\$0	\$80,000	\$165,000	\$125,000	\$125,000	\$125,000	\$125,000	\$745,000	\$745,000

Funding:

Funding Name	Source	Status*	Funding to Date	Estimated Funding						Total
				2015	2016	2017	2018	2019	2020	
Golf Capital	Local	Identified	\$0	\$0	\$165,000	\$125,000	\$125,000	\$125,000	\$125,000	\$665,000
Golf Capital	Local	Encumbered	\$0	\$80,000	\$0	\$0	\$0	\$0	\$0	\$80,000
Total			\$0	\$80,000	\$165,000	\$125,000	\$125,000	\$125,000	\$125,000	\$745,000

*Status definitions:

- Unidentified: Funding source has not yet been determined
- Identified: Funding source has been found, but not yet requested
- Applied: Grant or loan application has been submitted, or budget has been requested
- Awarded: Grant or loan has been offered but the contract has not yet been signed or budget has not yet been approved by Council
- Encumbered: Project contract has been signed and funds have been allocated to spend on the project

Funding amounts in red reflect sources that are unidentified, identified or anticipated.

Parks and Recreation / Golf

Golf Wide-Area Mower

PKS-2013-69

Executive Summary:

Golf Wide Area Mowers

Project Justification:

Fairway and rough mowers

Location:

Other Location

Golf Division Wide

Project Status:

Active

Proposed

External Factors:

Maintenance:

Maintenance of capital facilities, buildings and infrastructure has an impact on a Department's operating budget, and thus routine maintenance costs for new and ongoing projects are identified in the table below.

	2015	2016	2017	2018	2019	2020	Total
Expected Annual Maintenance	\$0	\$0	\$0	\$0	\$0	\$0	\$0

Maintenance Comments:

Parks and Recreation / Golf

Golf Wide-Area Mower

PKS-2013-69

Spending:

Project Phase	Spending To Date	Estimated Spending							Total
		2015	2016	2017	2018	2019	2020	6-Year Total	
Purchases	\$0	\$60,000	\$60,000	\$65,000	\$65,000	\$65,000	\$70,000	\$385,000	\$385,000
Total	\$0	\$60,000	\$60,000	\$65,000	\$65,000	\$65,000	\$70,000	\$385,000	\$385,000

Funding:

Funding Name	Source	Status*	Funding to Date	Estimated Funding						Total
				2015	2016	2017	2018	2019	2020	
Golf Capital	Local	Identified	\$0	\$0	\$60,000	\$65,000	\$65,000	\$65,000	\$70,000	\$325,000
Golf Capital	Local	Encumbered	\$0	\$60,000	\$0	\$0	\$0	\$0	\$0	\$60,000
Total			\$0	\$60,000	\$60,000	\$65,000	\$65,000	\$65,000	\$70,000	\$385,000

*Status definitions:

- Unidentified: Funding source has not yet been determined
- Identified: Funding source has been found, but not yet requested
- Applied: Grant or loan application has been submitted, or budget has been requested
- Awarded: Grant or loan has been offered but the contract has not yet been signed or budget has not yet been approved by Council
- Encumbered: Project contract has been signed and funds have been allocated to spend on the project

Funding amounts in red reflect sources that are unidentified, identified or anticipated.

Adm - Computer/Hardware Replacement - System Wide

PKS-2012-291

Executive Summary:

This project is to enable personal computers, printers, scanners, cameras and other computer-related equipment to be replaced on a regular cycle or as needed.

Project Justification:

The Parks and Recreation Department's personal computers and other equipment is vital for communication, reporting, irrigation control, accounting, payroll, inventory, registrations, ticketing, etc. This equipment has a limited life and need to be replaced on an ongoing basis.

Location:

Other Location

Parks and Recreation - Department Wide

Project Status:

Active

Ongoing

External Factors:

Working condition of current equipment, software updates, MIS Department requirements

Maintenance:

Maintenance of capital facilities, buildings and infrastructure has an impact on a Department's operating budget, and thus routine maintenance costs for new and ongoing projects are identified in the table below.

	2015	2016	2017	2018	2019	2020	Total
Expected Annual Maintenance	\$0	\$0	\$0	\$0	\$0	\$0	\$0

Maintenance Comments:

annual maintenance costs are based on the MIS charge for PC and Printer support.

Parks and Recreation / Parks

Adm - Computer/Hardware Replacement - System Wide

PKS-2012-291

Spending:

Project Phase	Spending To Date	Estimated Spending							Total
		2015	2016	2017	2018	2019	2020	6-Year Total	
Purchases	\$0	\$82,000	\$82,000	\$0	\$0	\$0	\$82,000	\$246,000	\$246,000
Total	\$0	\$82,000	\$82,000	\$0	\$0	\$0	\$82,000	\$246,000	\$246,000

Funding:

Funding Name	Source	Status*	Funding to Date	Estimated Funding						Total
				2015	2016	2017	2018	2019	2020	
Parks Cum Res	Local	Identified	\$0	\$0	\$82,000	\$0	\$0	\$0	\$82,000	\$164,000
Parks Cum Res	Local	Encumbered	\$0	\$82,000	\$0	\$0	\$0	\$0	\$0	\$82,000
Total			\$0	\$82,000	\$82,000	\$0	\$0	\$0	\$82,000	\$246,000

*Status definitions:

- Unidentified: Funding source has not yet been determined
- Identified: Funding source has been found, but not yet requested
- Applied: Grant or loan application has been submitted, or budget has been requested
- Awarded: Grant or loan has been offered but the contract has not yet been signed or budget has not yet been approved by Council
- Encumbered: Project contract has been signed and funds have been allocated to spend on the project

Funding amounts in red reflect sources that are unidentified, identified or anticipated.

Adm - Equipment Replacements - System Wide

PKS-2013-188

Executive Summary:

Annual capital fund for equipment replacement for all of Parks and Recreation

Project Justification:

Due to depreciation, annual replacement of some equipment is necessary

Location:

Other Location

Department wide

Project Status:

Active

Ongoing

External Factors:

n/a

Maintenance:

Maintenance of capital facilities, buildings and infrastructure has an impact on a Department's operating budget, and thus routine maintenance costs for new and ongoing projects are identified in the table below.

	2015	2016	2017	2018	2019	2020	Total
Expected Annual Maintenance	\$0	\$0	\$0	\$0	\$0	\$0	\$0

Maintenance Comments:

Parks and Recreation / Parks

Adm - Equipment Replacements - System Wide

PKS-2013-188

Spending:

Project Phase	Spending To Date	Estimated Spending							Total
		2015	2016	2017	2018	2019	2020	6-Year Total	
Purchases	\$0	\$183,000	\$227,000	\$225,000	\$218,500	\$226,500	\$224,500	\$1,304,500	\$1,304,500
Total	\$0	\$183,000	\$227,000	\$225,000	\$218,500	\$226,500	\$224,500	\$1,304,500	\$1,304,500

Funding:

Funding Name	Source	Status*	Funding to Date	Estimated Funding						Total
				2015	2016	2017	2018	2019	2020	
Parks Capital	Local	Identified	\$0	\$0	\$227,000	\$225,000	\$218,500	\$226,500	\$224,500	\$1,121,500
Parks Capital	Local	Encumbered	\$0	\$183,000	\$0	\$0	\$0	\$0	\$0	\$183,000
Total			\$0	\$183,000	\$227,000	\$225,000	\$218,500	\$226,500	\$224,500	\$1,304,500

*Status definitions:

- Unidentified: Funding source has not yet been determined
- Identified: Funding source has been found, but not yet requested
- Applied: Grant or loan application has been submitted, or budget has been requested
- Awarded: Grant or loan has been offered but the contract has not yet been signed or budget has not yet been approved by Council
- Encumbered: Project contract has been signed and funds have been allocated to spend on the project

Funding amounts in red reflect sources that are unidentified, identified or anticipated.

Adm - Local Improvement District Payoff - System Wide

PKS-2013-194

Executive Summary:

Payoff for LID projects

Project Justification:

LID Projects are common in parks and must be paid off

Location:

Other Location

Department Wide

Project Status:

Active

Ongoing

External Factors:

na

Maintenance:

Maintenance of capital facilities, buildings and infrastructure has an impact on a Department's operating budget, and thus routine maintenance costs for new and ongoing projects are identified in the table below.

	2015	2016	2017	2018	2019	2020	Total
Expected Annual Maintenance	\$0	\$0	\$0	\$0	\$0	\$0	\$0

Maintenance Comments:

Parks and Recreation / Parks

Adm - Local Improvement District Payoff - System Wide

PKS-2013-194

Spending:

Project Phase	Spending To Date	Estimated Spending							Total
		2015	2016	2017	2018	2019	2020	6-Year Total	
Planning	\$0	\$50,500	\$10,000	\$10,000	\$10,000	\$10,000	\$10,000	\$100,500	\$100,500
Total	\$0	\$50,500	\$10,000	\$10,000	\$10,000	\$10,000	\$10,000	\$100,500	\$100,500

Funding:

Funding Name	Source	Status*	Funding to Date	Estimated Funding						Total
				2015	2016	2017	2018	2019	2020	
Parks Capital	Local	Identified	\$0	\$0	\$10,000	\$10,000	\$10,000	\$10,000	\$10,000	\$50,000
Parks Capital	Local	Encumbered	\$0	\$50,500	\$0	\$0	\$0	\$0	\$0	\$50,500
Total			\$0	\$50,500	\$10,000	\$10,000	\$10,000	\$10,000	\$10,000	\$100,500

*Status definitions:

- Unidentified: Funding source has not yet been determined
- Identified: Funding source has been found, but not yet requested
- Applied: Grant or loan application has been submitted, or budget has been requested
- Awarded: Grant or loan has been offered but the contract has not yet been signed or budget has not yet been approved by Council
- Encumbered: Project contract has been signed and funds have been allocated to spend on the project

Funding amounts in red reflect sources that are unidentified, identified or anticipated.

Adm - Miscellaneous Minor Projects - System Wide

PKS-2014-105

Executive Summary:

Funding of various projects that do not exceed the \$60,000 threshold on their own merit.

Project Justification:

These minor projects would not be funded otherwise

Location:

Other Location

Department Wide

Project Status:

Active

Ongoing

External Factors:

na

Maintenance:

Maintenance of capital facilities, buildings and infrastructure has an impact on a Department's operating budget, and thus routine maintenance costs for new and ongoing projects are identified in the table below.

	2015	2016	2017	2018	2019	2020	Total
Expected Annual Maintenance	\$0	\$0	\$0	\$0	\$0	\$0	\$0

Maintenance Comments:

Parks and Recreation / Parks

Adm - Miscellaneous Minor Projects - System Wide

PKS-2014-105

Spending:

Project Phase	Spending To Date	Estimated Spending							Total
		2015	2016	2017	2018	2019	2020	6-Year Total	
Purchases	\$0	\$93,500	\$85,000	\$85,000	\$85,000	\$85,000	\$85,000	\$518,500	\$518,500
Total	\$0	\$93,500	\$85,000	\$85,000	\$85,000	\$85,000	\$85,000	\$518,500	\$518,500

Funding:

Funding Name	Source	Status*	Funding to Date	Estimated Funding						Total
				2015	2016	2017	2018	2019	2020	
Parks Capital	Local	Identified	\$0	\$0	\$85,000	\$85,000	\$85,000	\$85,000	\$85,000	\$425,000
Parks Capital	Local	Encumbered	\$0	\$93,500	\$0	\$0	\$0	\$0	\$0	\$93,500
Total			\$0	\$93,500	\$85,000	\$85,000	\$85,000	\$85,000	\$85,000	\$518,500

*Status definitions:

- Unidentified: Funding source has not yet been determined
- Identified: Funding source has been found, but not yet requested
- Applied: Grant or loan application has been submitted, or budget has been requested
- Awarded: Grant or loan has been offered but the contract has not yet been signed or budget has not yet been approved by Council
- Encumbered: Project contract has been signed and funds have been allocated to spend on the project

Funding amounts in red reflect sources that are unidentified, identified or anticipated.

Adm - Property Acquisition Related Expenses - System Wide

PKS-2013-197

Executive Summary:

This project is to pay expense related to property acquisitions

Project Justification:

The Parks and Recreation Department is consistently acquiring land and assets and there are expense related to this.

Location:

Other Location

Parks and Recreation - Department Wide

Project Status:

Active

Ongoing

External Factors:

Maintenance:

Maintenance of capital facilities, buildings and infrastructure has an impact on a Department's operating budget, and thus routine maintenance costs for new and ongoing projects are identified in the table below.

	2015	2016	2017	2018	2019	2020	Total
Expected Annual Maintenance	\$0	\$0	\$0	\$0	\$0	\$0	\$0

Maintenance Comments:

Parks and Recreation / Parks

Adm - Property Acquisition Related Expenses - System Wide

PKS-2013-197

Spending:

Project Phase	Spending To Date	Estimated Spending							Total
		2015	2016	2017	2018	2019	2020	6-Year Total	
Land purchase	\$0	\$10,000	\$10,000	\$10,000	\$10,000	\$10,000	\$10,000	\$60,000	\$60,000
Total	\$0	\$10,000	\$10,000	\$10,000	\$10,000	\$10,000	\$10,000	\$60,000	\$60,000

Funding:

Funding Name	Source	Status*	Funding to Date	Estimated Funding						Total
				2015	2016	2017	2018	2019	2020	
Parks Cum Res	Local	Identified	\$0	\$0	\$10,000	\$10,000	\$10,000	\$10,000	\$10,000	\$50,000
Parks Cum Res	Local	Encumbered	\$0	\$10,000	\$0	\$0	\$0	\$0	\$0	\$10,000
Total			\$0	\$10,000	\$10,000	\$10,000	\$10,000	\$10,000	\$10,000	\$60,000

*Status definitions:

- Unidentified: Funding source has not yet been determined
- Identified: Funding source has been found, but not yet requested
- Applied: Grant or loan application has been submitted, or budget has been requested
- Awarded: Grant or loan has been offered but the contract has not yet been signed or budget has not yet been approved by Council
- Encumbered: Project contract has been signed and funds have been allocated to spend on the project

Funding amounts in red reflect sources that are unidentified, identified or anticipated.

Parks and Recreation / Parks

Ops - Asphalt Repair - Park Drives

PKS-2012-325

Executive Summary:

Repair replace asphalt surfacing in Park Drives

Project Justification:

Provide safe passage and access to Park Lands

Location:

Other Location

Various - System Wide

Project Status:

Active

Ongoing

External Factors:

Work occurs during asphalt plant being opened seasonally.

Maintenance:

Maintenance of capital facilities, buildings and infrastructure has an impact on a Department's operating budget, and thus routine maintenance costs for new and ongoing projects are identified in the table below.

	2015	2016	2017	2018	2019	2020	Total
Expected Annual Maintenance	\$500	\$500	\$500	\$500	\$500	\$0	\$2,500

Maintenance Comments:

Parks and Recreation / Parks

Ops - Asphalt Repair - Park Drives

PKS-2012-325

Spending:

Project Phase	Spending To Date	Estimated Spending							Total
		2015	2016	2017	2018	2019	2020	6-Year Total	
Construction	\$0	\$0	\$75,000	\$100,000	\$0	\$0	\$0	\$175,000	\$175,000
Total	\$0	\$0	\$75,000	\$100,000	\$0	\$0	\$0	\$175,000	\$175,000

Funding:

Funding Name	Source	Status*	Funding to Date	Estimated Funding						Total
				2015	2016	2017	2018	2019	2020	
Parks Capital	Local	Identified	\$0	\$0	\$75,000	\$100,000	\$0	\$0	\$0	\$175,000
Total			\$0	\$0	\$75,000	\$100,000	\$0	\$0	\$0	\$175,000

*Status definitions:

- Unidentified: Funding source has not yet been determined
- Identified: Funding source has been found, but not yet requested
- Applied: Grant or loan application has been submitted, or budget has been requested
- Awarded: Grant or loan has been offered but the contract has not yet been signed or budget has not yet been approved by Council
- Encumbered: Project contract has been signed and funds have been allocated to spend on the project

Funding amounts in red reflect sources that are unidentified, identified or anticipated.

Parks and Recreation / Parks

Ops - Asphalt Surface Sealing

PKS-2012-326

Executive Summary:

Seal asphalt surface: Park Roads, parking lots, work yards, pathways, play courts, trails,

Project Justification:

Protect longevity of improvement

Location:

Other Location

Various - System Wide

Project Status:

Active

Ongoing

External Factors:

Construction Seasonal

Maintenance:

Maintenance of capital facilities, buildings and infrastructure has an impact on a Department's operating budget, and thus routine maintenance costs for new and ongoing projects are identified in the table below.

	2015	2016	2017	2018	2019	2020	Total
Expected Annual Maintenance	\$0	\$0	\$0	\$0	\$0	\$0	\$0

Maintenance Comments:

Parks and Recreation / Parks

Ops - Asphalt Surface Sealing

PKS-2012-326

Spending:

Project Phase	Spending To Date	Estimated Spending							Total
		2015	2016	2017	2018	2019	2020	6-Year Total	
Construction	\$0	\$0	\$0	\$60,000	\$0	\$60,000	\$0	\$120,000	\$120,000
Total	\$0	\$0	\$0	\$60,000	\$0	\$60,000	\$0	\$120,000	\$120,000

Funding:

Funding Name	Source	Status*	Funding to Date	Estimated Funding						Total
				2015	2016	2017	2018	2019	2020	
Parks Capital	Local	Identified	\$0	\$0	\$0	\$60,000	\$0	\$60,000	\$0	\$120,000
Total			\$0	\$0	\$0	\$60,000	\$0	\$60,000	\$0	\$120,000

*Status definitions:

- Unidentified: Funding source has not yet been determined
- Identified: Funding source has been found, but not yet requested
- Applied: Grant or loan application has been submitted, or budget has been requested
- Awarded: Grant or loan has been offered but the contract has not yet been signed or budget has not yet been approved by Council
- Encumbered: Project contract has been signed and funds have been allocated to spend on the project

Funding amounts in red reflect sources that are unidentified, identified or anticipated.

Ops - Asphalt Trails & Paths

PKS-2012-334

Executive Summary:

Replace asphalt trails

Project Justification:

Asphalt is breaking up

Location:

Other Location

Various locations

Project Status:

Active

Ongoing

External Factors:

N A

Maintenance:

Maintenance of capital facilities, buildings and infrastructure has an impact on a Department's operating budget, and thus routine maintenance costs for new and ongoing projects are identified in the table below.

	2015	2016	2017	2018	2019	2020	Total
Expected Annual Maintenance	\$0	\$0	\$0	\$0	\$0	\$0	\$0

Maintenance Comments:

Parks and Recreation / Parks

Ops - Asphalt Trails & Paths

PKS-2012-334

Spending:

Project Phase	Spending To Date	Estimated Spending							Total
		2015	2016	2017	2018	2019	2020	6-Year Total	
Construction	\$0	\$0	\$40,000	\$40,000	\$40,000	\$40,000	\$0	\$160,000	\$160,000
Total	\$0	\$0	\$40,000	\$40,000	\$40,000	\$40,000	\$0	\$160,000	\$160,000

Funding:

Funding Name	Source	Status*	Funding to Date	Estimated Funding						Total
				2015	2016	2017	2018	2019	2020	
Parks Capital	Local	Identified	\$0	\$0	\$40,000	\$40,000	\$40,000	\$40,000	\$0	\$160,000
Total			\$0	\$0	\$40,000	\$40,000	\$40,000	\$40,000	\$0	\$160,000

*Status definitions:

- Unidentified: Funding source has not yet been determined
- Identified: Funding source has been found, but not yet requested
- Applied: Grant or loan application has been submitted, or budget has been requested
- Awarded: Grant or loan has been offered but the contract has not yet been signed or budget has not yet been approved by Council
- Encumbered: Project contract has been signed and funds have been allocated to spend on the project

Funding amounts in red reflect sources that are unidentified, identified or anticipated.

Parks and Recreation / Parks

Ops - Audubon Park Irrigation

PKS-2012-331

Executive Summary:

Automate manual irrigation system

Project Justification:

More efficient and effective watering.

Location:

Audubon Park

Audubon Park - Northwest Blvd and Audubon

Project Status:

Active

Ongoing

External Factors:

N A

Maintenance:

Maintenance of capital facilities, buildings and infrastructure has an impact on a Department's operating budget, and thus routine maintenance costs for new and ongoing projects are identified in the table below.

	2015	2016	2017	2018	2019	2020	Total
Expected Annual Maintenance	\$0	\$0	\$0	\$0	\$0	\$0	\$0

Maintenance Comments:

Parks and Recreation / Parks

Ops - Audubon Park Irrigation

PKS-2012-331

Spending:

Project Phase	Spending To Date	Estimated Spending							Total
		2015	2016	2017	2018	2019	2020	6-Year Total	
Construction	\$0	\$0	\$0	\$810,000	\$0	\$0	\$0	\$810,000	\$810,000
Design	\$0	\$0	\$40,000	\$0	\$0	\$0	\$0	\$40,000	\$40,000
Total	\$0	\$0	\$40,000	\$810,000	\$0	\$0	\$0	\$850,000	\$850,000

Funding:

Funding Name	Source	Status*	Funding to Date	Estimated Funding						
				2015	2016	2017	2018	2019	2020	Total
Parks Capital	Local	Identified	\$0	\$0	\$40,000	\$810,000	\$0	\$0	\$0	\$850,000
Total			\$0	\$0	\$40,000	\$810,000	\$0	\$0	\$0	\$850,000

*Status definitions:

- Unidentified: Funding source has not yet been determined
- Identified: Funding source has been found, but not yet requested
- Applied: Grant or loan application has been submitted, or budget has been requested
- Awarded: Grant or loan has been offered but the contract has not yet been signed or budget has not yet been approved by Council
- Encumbered: Project contract has been signed and funds have been allocated to spend on the project

Funding amounts in red reflect sources that are unidentified, identified or anticipated.

Ops - Boat Launch/River Access

PKS-2014-104

Executive Summary:

Provide river access through a boat launch off of West Downriver Drive.

Project Justification:

There currently is no river access in this area.

Location:

Downriver Park Conservation
 W Downriver Drive and TJ Meenoch Dr

Project Status:

Active
 Proposed

External Factors:

N A

Maintenance:

Maintenance of capital facilities, buildings and infrastructure has an impact on a Department's operating budget, and thus routine maintenance costs for new and ongoing projects are identified in the table below.

	2015	2016	2017	2018	2019	2020	Total
Expected Annual Maintenance	\$0	\$0	\$0	\$0	\$0	\$0	\$0

Maintenance Comments:

Parks and Recreation / Parks

Ops - Boat Launch/River Access

PKS-2014-104

Spending:

Project Phase	Spending To Date	Estimated Spending							Total
		2015	2016	2017	2018	2019	2020	6-Year Total	
Construction	\$0	\$0	\$0	\$0	\$0	\$450,000	\$0	\$450,000	\$450,000
Design	\$0	\$0	\$0	\$0	\$50,000	\$0	\$0	\$50,000	\$50,000
Total	\$0	\$0	\$0	\$0	\$50,000	\$450,000	\$0	\$500,000	\$500,000

Funding:

Funding Name	Source	Status*	Funding to Date	Estimated Funding						Total
				2015	2016	2017	2018	2019	2020	
Grant Funding	State	Unidentified	\$0	\$0	\$0	\$0	\$0	\$225,000	\$0	\$225,000
Parks Capital	Local	Identified	\$0	\$0	\$0	\$0	\$50,000	\$225,000	\$0	\$275,000
Total			\$0	\$0	\$0	\$0	\$50,000	\$450,000	\$0	\$500,000

*Status definitions:

- Unidentified: Funding source has not yet been determined
- Identified: Funding source has been found, but not yet requested
- Applied: Grant or loan application has been submitted, or budget has been requested
- Awarded: Grant or loan has been offered but the contract has not yet been signed or budget has not yet been approved by Council
- Encumbered: Project contract has been signed and funds have been allocated to spend on the project

Funding amounts in red reflect sources that are unidentified, identified or anticipated.

Ops - Cannon Hill Park Irrigation & Pond

PKS-2012-333

Executive Summary:

Automate manual irrigation system, reduce water loss and improve water quality in pond

Project Justification:

More efficient and effective use of water

Location:

Cannon Hill Park

Cannon Hill Park - 19th and Stevens

Project Status:

Active

Proposed

External Factors:

N A

Maintenance:

Maintenance of capital facilities, buildings and infrastructure has an impact on a Department's operating budget, and thus routine maintenance costs for new and ongoing projects are identified in the table below.

	2015	2016	2017	2018	2019	2020	Total
Expected Annual Maintenance	\$0	\$0	\$0	\$0	\$0	\$0	\$0

Maintenance Comments:

Parks and Recreation / Parks

Ops - Cannon Hill Park Irrigation & Pond

PKS-2012-333

Spending:

Project Phase	Spending To Date	Estimated Spending							Total
		2015	2016	2017	2018	2019	2020	6-Year Total	
Construction	\$0	\$0	\$0	\$0	\$900,000	\$0	\$0	\$900,000	\$900,000
Design	\$0	\$0	\$0	\$40,000	\$0	\$0	\$0	\$40,000	\$40,000
Total	\$0	\$0	\$0	\$40,000	\$900,000	\$0	\$0	\$940,000	\$940,000

Funding:

Funding Name	Source	Status*	Funding to Date	Estimated Funding						
				2015	2016	2017	2018	2019	2020	Total
Parks Capital	Local	Identified	\$0	\$0	\$0	\$40,000	\$900,000	\$0	\$0	\$940,000
Total			\$0	\$0	\$0	\$40,000	\$900,000	\$0	\$0	\$940,000

*Status definitions:

- Unidentified: Funding source has not yet been determined
- Identified: Funding source has been found, but not yet requested
- Applied: Grant or loan application has been submitted, or budget has been requested
- Awarded: Grant or loan has been offered but the contract has not yet been signed or budget has not yet been approved by Council
- Encumbered: Project contract has been signed and funds have been allocated to spend on the project

Funding amounts in red reflect sources that are unidentified, identified or anticipated.

Ops - Coeur d Alene Park Entrances/Pathways

PKS-2014-99

Executive Summary:

Update the entrances to the park and pave the pathways.

Project Justification:

Improve the access, functionality and beautification of the park.

Location:

Coeur d'Alene Park

Coeur d Alene Park -4th and Chestnut

Project Status:

Active

proposed

External Factors:

N A

Maintenance:

Maintenance of capital facilities, buildings and infrastructure has an impact on a Department's operating budget, and thus routine maintenance costs for new and ongoing projects are identified in the table below.

	2015	2016	2017	2018	2019	2020	Total
Expected Annual Maintenance	\$0	\$0	\$0	\$0	\$0	\$0	\$0

Maintenance Comments:

Parks and Recreation / Parks

Ops - Coeur d Alene Park Entrances/Pathways

PKS-2014-99

Spending:

Project Phase	Spending To Date	Estimated Spending						6-Year Total	Total
		2015	2016	2017	2018	2019	2020		
Construction	\$0	\$0	\$100,000	\$0	\$0	\$0	\$0	\$100,000	\$100,000
Design	\$0	\$10,000	\$0	\$0	\$0	\$0	\$0	\$10,000	\$10,000
Total	\$0	\$10,000	\$100,000	\$0	\$0	\$0	\$0	\$110,000	\$110,000

Funding:

Funding Name	Source	Status*	Funding to Date	Estimated Funding						Total
				2015	2016	2017	2018	2019	2020	
Parks Capital	Local	Identified	\$0	\$0	\$100,000	\$0	\$0	\$0	\$0	\$100,000
Parks Capital	Local	Encumbered	\$0	\$10,000	\$0	\$0	\$0	\$0	\$0	\$10,000
Total			\$0	\$10,000	\$100,000	\$0	\$0	\$0	\$0	\$110,000

*Status definitions:

- Unidentified: Funding source has not yet been determined
- Identified: Funding source has been found, but not yet requested
- Applied: Grant or loan application has been submitted, or budget has been requested
- Awarded: Grant or loan has been offered but the contract has not yet been signed or budget has not yet been approved by Council
- Encumbered: Project contract has been signed and funds have been allocated to spend on the project

Funding amounts in red reflect sources that are unidentified, identified or anticipated.

Parks and Recreation / Parks

Ops - Coeur d Alene Park Irrigation

PKS-2012-275

Executive Summary:

Automate manual irrigation system

Project Justification:

More efficient and effective watering.

Location:

Coeur d'Alene Park

Coeur d Alene Park -4th and Chestnut

Project Status:

Active

proposed

External Factors:

N A

Maintenance:

Maintenance of capital facilities, buildings and infrastructure has an impact on a Department's operating budget, and thus routine maintenance costs for new and ongoing projects are identified in the table below.

	2015	2016	2017	2018	2019	2020	Total
Expected Annual Maintenance	\$0	\$0	\$0	\$0	\$0	\$0	\$0

Maintenance Comments:

Parks and Recreation / Parks

Ops - Coeur d Alene Park Irrigation

PKS-2012-275

Spending:

Project Phase	Spending To Date	Estimated Spending							Total
		2015	2016	2017	2018	2019	2020	6-Year Total	
Construction	\$0	\$0	\$450,000	\$0	\$0	\$0	\$0	\$450,000	\$450,000
Design	\$0	\$30,000	\$0	\$0	\$0	\$0	\$0	\$30,000	\$30,000
Total	\$0	\$30,000	\$450,000	\$0	\$0	\$0	\$0	\$480,000	\$480,000

Funding:

Funding Name	Source	Status*	Funding to Date	Estimated Funding						Total
				2015	2016	2017	2018	2019	2020	
Parks Capital	Local	Identified	\$0	\$0	\$450,000	\$0	\$0	\$0	\$0	\$450,000
Parks Capital	Local	Encumbered	\$0	\$30,000	\$0	\$0	\$0	\$0	\$0	\$30,000
Total			\$0	\$30,000	\$450,000	\$0	\$0	\$0	\$0	\$480,000

*Status definitions:

- Unidentified: Funding source has not yet been determined
- Identified: Funding source has been found, but not yet requested
- Applied: Grant or loan application has been submitted, or budget has been requested
- Awarded: Grant or loan has been offered but the contract has not yet been signed or budget has not yet been approved by Council
- Encumbered: Project contract has been signed and funds have been allocated to spend on the project

Funding amounts in red reflect sources that are unidentified, identified or anticipated.

Parks and Recreation / Parks

Ops - Comstock Park Irrigation

PKS-2012-332

Executive Summary:

Automate manual irrigation system

Project Justification:

More efficient and effective watering.

Location:

Comstock Park

Comstock Park - 29th and Post

Project Status:

Active

Proposed

External Factors:

N A

Maintenance:

Maintenance of capital facilities, buildings and infrastructure has an impact on a Department's operating budget, and thus routine maintenance costs for new and ongoing projects are identified in the table below.

	2015	2016	2017	2018	2019	2020	Total
Expected Annual Maintenance	\$0	\$0	\$0	\$0	\$0	\$0	\$0

Maintenance Comments:

Parks and Recreation / Parks

Ops - Comstock Park Irrigation

PKS-2012-332

Spending:

Project Phase	Spending To Date	Estimated Spending							Total
		2015	2016	2017	2018	2019	2020	6-Year Total	
Construction	\$0	\$0	\$255,000	\$0	\$0	\$0	\$0	\$255,000	\$255,000
Design	\$0	\$0	\$20,000	\$0	\$0	\$0	\$0	\$20,000	\$20,000
Total	\$0	\$0	\$275,000	\$0	\$0	\$0	\$0	\$275,000	\$275,000

Funding:

Funding Name	Source	Status*	Funding to Date	Estimated Funding						Total
				2015	2016	2017	2018	2019	2020	
Parks Capital	Local	Identified	\$0	\$0	\$275,000	\$0	\$0	\$0	\$0	\$275,000
Total			\$0	\$0	\$275,000	\$0	\$0	\$0	\$0	\$275,000

*Status definitions:

- Unidentified: Funding source has not yet been determined
- Identified: Funding source has been found, but not yet requested
- Applied: Grant or loan application has been submitted, or budget has been requested
- Awarded: Grant or loan has been offered but the contract has not yet been signed or budget has not yet been approved by Council
- Encumbered: Project contract has been signed and funds have been allocated to spend on the project

Funding amounts in red reflect sources that are unidentified, identified or anticipated.

Parks and Recreation / Parks

Ops - Corbin Tennis Courts

PKS-2012-284

Executive Summary:

Replace tennis court surface

Project Justification:

Existing surface is cracked and heaved

Location:

Corbin Park

Corbin Park - Wall and Waverly

Project Status:

Active

Proposed

External Factors:

N A

Maintenance:

Maintenance of capital facilities, buildings and infrastructure has an impact on a Department's operating budget, and thus routine maintenance costs for new and ongoing projects are identified in the table below.

	2015	2016	2017	2018	2019	2020	Total
Expected Annual Maintenance	\$0	\$0	\$0	\$0	\$0	\$0	\$0

Maintenance Comments:

Parks and Recreation / Parks

Ops - Corbin Tennis Courts

PKS-2012-284

Spending:

Project Phase	Spending To Date	Estimated Spending							Total
		2015	2016	2017	2018	2019	2020	6-Year Total	
Construction	\$0	\$0	\$60,000	\$0	\$0	\$0	\$0	\$60,000	\$60,000
Design	\$0	\$7,500	\$0	\$0	\$0	\$0	\$0	\$7,500	\$7,500
Total	\$0	\$7,500	\$60,000	\$0	\$0	\$0	\$0	\$67,500	\$67,500

Funding:

Funding Name	Source	Status*	Funding to Date	Estimated Funding						Total
				2015	2016	2017	2018	2019	2020	
Parks Capital	Local	Identified	\$0	\$0	\$60,000	\$0	\$0	\$0	\$0	\$60,000
Parks Capital	Local	Encumbered	\$0	\$7,500	\$0	\$0	\$0	\$0	\$0	\$7,500
Total			\$0	\$7,500	\$60,000	\$0	\$0	\$0	\$0	\$67,500

*Status definitions:

- Unidentified: Funding source has not yet been determined
- Identified: Funding source has been found, but not yet requested
- Applied: Grant or loan application has been submitted, or budget has been requested
- Awarded: Grant or loan has been offered but the contract has not yet been signed or budget has not yet been approved by Council
- Encumbered: Project contract has been signed and funds have been allocated to spend on the project

Funding amounts in red reflect sources that are unidentified, identified or anticipated.

Ops - Dog Park Improvements

PKS-2012-287

Executive Summary:

Improvement a current park property and transform it into a Dog Park.

Project Justification:

Citizen requests for Dog Park access has been growing each year.

Location:

Other Location

Potential locations include south hill and north Spokane

Project Status:

Active

Proposed

External Factors:

N A

Maintenance:

Maintenance of capital facilities, buildings and infrastructure has an impact on a Department's operating budget, and thus routine maintenance costs for new and ongoing projects are identified in the table below.

	2015	2016	2017	2018	2019	2020	Total
Expected Annual Maintenance	\$0	\$0	\$0	\$0	\$0	\$0	\$0

Maintenance Comments:

Parks and Recreation / Parks

Ops - Dog Park Improvements

PKS-2012-287

Spending:

Project Phase	Spending To Date	Estimated Spending							Total
		2015	2016	2017	2018	2019	2020	6-Year Total	
Construction	\$0	\$0	\$0	\$0	\$0	\$0	\$115,000	\$115,000	\$115,000
Design	\$0	\$0	\$0	\$0	\$0	\$25,000	\$0	\$25,000	\$25,000
Total	\$0	\$0	\$0	\$0	\$0	\$25,000	\$115,000	\$140,000	\$140,000

Funding:

Funding Name	Source	Status*	Funding to Date	Estimated Funding						Total
				2015	2016	2017	2018	2019	2020	
Parks Capital	Local	Identified	\$0	\$0	\$0	\$0	\$0	\$25,000	\$115,000	\$140,000
Total			\$0	\$0	\$0	\$0	\$0	\$25,000	\$115,000	\$140,000

*Status definitions:

- Unidentified: Funding source has not yet been determined
- Identified: Funding source has been found, but not yet requested
- Applied: Grant or loan application has been submitted, or budget has been requested
- Awarded: Grant or loan has been offered but the contract has not yet been signed or budget has not yet been approved by Council
- Encumbered: Project contract has been signed and funds have been allocated to spend on the project

Funding amounts in red reflect sources that are unidentified, identified or anticipated.

Parks and Recreation / Parks

Ops - Don Kardong Bridge

PKS-2012-286

Executive Summary:

Replace Deck, paint, re-secure railings, other repairs

Project Justification:

Wood deck has deteriorated

Location:

Other Location

Centennial Trail River Crossing

Project Status:

Active

Proposed

External Factors:

N A

Maintenance:

Maintenance of capital facilities, buildings and infrastructure has an impact on a Department's operating budget, and thus routine maintenance costs for new and ongoing projects are identified in the table below.

	2015	2016	2017	2018	2019	2020	Total
Expected Annual Maintenance	\$0	\$0	\$0	\$0	\$0	\$0	\$0

Maintenance Comments:

Parks and Recreation / Parks

Ops - Don Kardong Bridge

PKS-2012-286

Spending:

Project Phase	Spending To Date	Estimated Spending							Total
		2015	2016	2017	2018	2019	2020	6-Year Total	
Construction	\$0	\$0	\$0	\$0	\$475,000	\$0	\$0	\$475,000	\$475,000
Design	\$0	\$0	\$0	\$35,000	\$0	\$0	\$0	\$35,000	\$35,000
Total	\$0	\$0	\$0	\$35,000	\$475,000	\$0	\$0	\$510,000	\$510,000

Funding:

Funding Name	Source	Status*	Funding to Date	Estimated Funding						Total
				2015	2016	2017	2018	2019	2020	
Parks Capital	Local	Identified	\$0	\$0	\$0	\$35,000	\$475,000	\$0	\$0	\$510,000
Total			\$0	\$0	\$0	\$35,000	\$475,000	\$0	\$0	\$510,000

*Status definitions:

- Unidentified: Funding source has not yet been determined
- Identified: Funding source has been found, but not yet requested
- Applied: Grant or loan application has been submitted, or budget has been requested
- Awarded: Grant or loan has been offered but the contract has not yet been signed or budget has not yet been approved by Council
- Encumbered: Project contract has been signed and funds have been allocated to spend on the project

Funding amounts in red reflect sources that are unidentified, identified or anticipated.

Ops - Fish Lake Trail Connection

PKS-2014-102

Executive Summary:

Connect the Fish Lake trail head to the trail at the Sandifur Bridge.

Project Justification:

There is currently no connection between the Sandifur Bridge and the Fish Lake Trail.

Location:

Fish Lake Trail

Fish Lake trail head - Milton and Lindeke

Project Status:

Active

Proposed

External Factors:

N A

Maintenance:

Maintenance of capital facilities, buildings and infrastructure has an impact on a Department's operating budget, and thus routine maintenance costs for new and ongoing projects are identified in the table below.

	2015	2016	2017	2018	2019	2020	Total
Expected Annual Maintenance	\$0	\$0	\$0	\$0	\$0	\$0	\$0

Maintenance Comments:

Parks and Recreation / Parks

Ops - Fish Lake Trail Connection

PKS-2014-102

Spending:

Project Phase	Spending To Date	Estimated Spending							Total
		2015	2016	2017	2018	2019	2020	6-Year Total	
Construction	\$0	\$0	\$0	\$0	\$0	\$0	\$1,850,000	\$1,850,000	\$1,850,000
Design	\$0	\$0	\$0	\$0	\$0	\$45,000	\$0	\$45,000	\$45,000
Total	\$0	\$0	\$0	\$0	\$0	\$45,000	\$1,850,000	\$1,895,000	\$1,895,000

Funding:

Funding Name	Source	Status*	Funding to Date	Estimated Funding						Total
				2015	2016	2017	2018	2019	2020	
Grant Funding	State	Unidentified	\$0	\$0	\$0	\$0	\$0	\$0	\$750,000	\$750,000
Parks Capital	Local	Identified	\$0	\$0	\$0	\$0	\$0	\$45,000	\$1,100,000	\$1,145,000
Total			\$0	\$0	\$0	\$0	\$0	\$45,000	\$1,850,000	\$1,895,000

*Status definitions:

- Unidentified: Funding source has not yet been determined
- Identified: Funding source has been found, but not yet requested
- Applied: Grant or loan application has been submitted, or budget has been requested
- Awarded: Grant or loan has been offered but the contract has not yet been signed or budget has not yet been approved by Council
- Encumbered: Project contract has been signed and funds have been allocated to spend on the project

Funding amounts in red reflect sources that are unidentified, identified or anticipated.

Parks and Recreation / Parks

Ops - Fish Lake Trail Phase 3B

PKS-2014-202

Executive Summary:

Connect the Fish Lake trail to Queen Lucas Lake. Final phase

Project Justification:

Final phase connection between to Queen Lucas Lake

Location:

Fish Lake Trail

Queen Lucas Lake to Fish Lake trail

Project Status:

Active

Proposed

External Factors:

N A

Maintenance:

Maintenance of capital facilities, buildings and infrastructure has an impact on a Department's operating budget, and thus routine maintenance costs for new and ongoing projects are identified in the table below.

	2015	2016	2017	2018	2019	2020	Total
Expected Annual Maintenance	\$0	\$0	\$0	\$0	\$0	\$0	\$0

Maintenance Comments:

Parks and Recreation / Parks

Ops - Fish Lake Trail Phase 3B

PKS-2014-202

Spending:

Project Phase	Spending To Date	Estimated Spending							Total
		2015	2016	2017	2018	2019	2020	6-Year Total	
Construction	\$0	\$0	\$0	\$0	\$0	\$0	\$5,000,000	\$5,000,000	\$5,000,000
Design	\$200,000	\$0	\$0	\$0	\$0	\$60,000	\$0	\$60,000	\$260,000
Total	\$200,000	\$0	\$0	\$0	\$0	\$60,000	\$5,000,000	\$5,060,000	\$5,260,000

Funding:

Funding Name	Source	Status*	Funding to Date	Estimated Funding						
				2015	2016	2017	2018	2019	2020	Total
Grant Funding	Federal	Identified	\$0	\$0	\$0	\$0	\$0	\$0	\$4,910,000	\$4,910,000
Parks Capital	Local	Identified	\$0	\$0	\$0	\$0	\$0	\$50,000	\$100,000	\$150,000
Spokane County	Local	Identified	\$0	\$0	\$0	\$0	\$0	\$10,000	\$190,000	\$200,000
Total			\$0	\$0	\$0	\$0	\$0	\$60,000	\$5,200,000	\$5,260,000

*Status definitions:

- Unidentified: Funding source has not yet been determined
- Identified: Funding source has been found, but not yet requested
- Applied: Grant or loan application has been submitted, or budget has been requested
- Awarded: Grant or loan has been offered but the contract has not yet been signed or budget has not yet been approved by Council
- Encumbered: Project contract has been signed and funds have been allocated to spend on the project

Funding amounts in red reflect sources that are unidentified, identified or anticipated.

Parks and Recreation / Parks

Ops - Franklin Park Irrigation

PKS-2012-330

Executive Summary:

Automate manual irrigation system

Project Justification:

More efficient and effective watering.

Location:

Franklin Park

Franklin Park - Division and Queen

Project Status:

Active

Proposed

External Factors:

N A

Maintenance:

Maintenance of capital facilities, buildings and infrastructure has an impact on a Department's operating budget, and thus routine maintenance costs for new and ongoing projects are identified in the table below.

	2015	2016	2017	2018	2019	2020	Total
Expected Annual Maintenance	\$0	\$0	\$0	\$0	\$0	\$0	\$0

Maintenance Comments:

Parks and Recreation / Parks

Ops - Franklin Park Irrigation

PKS-2012-330

Spending:

Project Phase	Spending To Date	Estimated Spending							Total
		2015	2016	2017	2018	2019	2020	6-Year Total	
Construction	\$0	\$0	\$0	\$475,000	\$0	\$0	\$0	\$475,000	\$475,000
Design	\$0	\$0	\$35,000	\$0	\$0	\$0	\$0	\$35,000	\$35,000
Total	\$0	\$0	\$35,000	\$475,000	\$0	\$0	\$0	\$510,000	\$510,000

Funding:

Funding Name	Source	Status*	Funding to Date	Estimated Funding						
				2015	2016	2017	2018	2019	2020	Total
Parks Capital	Local	Identified	\$0	\$0	\$35,000	\$475,000	\$0	\$0	\$0	\$510,000
Total			\$0	\$0	\$35,000	\$475,000	\$0	\$0	\$0	\$510,000

*Status definitions:

- Unidentified: Funding source has not yet been determined
- Identified: Funding source has been found, but not yet requested
- Applied: Grant or loan application has been submitted, or budget has been requested
- Awarded: Grant or loan has been offered but the contract has not yet been signed or budget has not yet been approved by Council
- Encumbered: Project contract has been signed and funds have been allocated to spend on the project

Funding amounts in red reflect sources that are unidentified, identified or anticipated.

Parks and Recreation / Parks

Ops - High Bridge Park Irrigation

PKS-2012-278

Executive Summary:

Automate manual irrigation system

Project Justification:

More efficient and effective watering.

Location:

High Bridge Park

High Bridge Park - Marquette and A street

Project Status:

Active

Proposed

External Factors:

N A

Maintenance:

Maintenance of capital facilities, buildings and infrastructure has an impact on a Department's operating budget, and thus routine maintenance costs for new and ongoing projects are identified in the table below.

	2015	2016	2017	2018	2019	2020	Total
Expected Annual Maintenance	\$0	\$0	\$0	\$0	\$0	\$0	\$0

Maintenance Comments:

Parks and Recreation / Parks

Ops - High Bridge Park Irrigation

PKS-2012-278

Spending:

Project Phase	Spending To Date	Estimated Spending							Total
		2015	2016	2017	2018	2019	2020	6-Year Total	
Construction	\$0	\$0	\$0	\$0	\$0	\$600,000	\$0	\$600,000	\$600,000
Design	\$0	\$0	\$0	\$0	\$45,000	\$0	\$0	\$45,000	\$45,000
Total	\$0	\$0	\$0	\$0	\$45,000	\$600,000	\$0	\$645,000	\$645,000

Funding:

Funding Name	Source	Status*	Funding to Date	Estimated Funding						Total
				2015	2016	2017	2018	2019	2020	
Parks Capital	Local	Identified	\$0	\$0	\$0	\$0	\$45,000	\$600,000	\$0	\$645,000
Total			\$0	\$0	\$0	\$0	\$45,000	\$600,000	\$0	\$645,000

*Status definitions:

- Unidentified: Funding source has not yet been determined
- Identified: Funding source has been found, but not yet requested
- Applied: Grant or loan application has been submitted, or budget has been requested
- Awarded: Grant or loan has been offered but the contract has not yet been signed or budget has not yet been approved by Council
- Encumbered: Project contract has been signed and funds have been allocated to spend on the project

Funding amounts in red reflect sources that are unidentified, identified or anticipated.

Ops - Manito Japanese Garden Pond

PKS-2012-292

Executive Summary:

Design and build Japanese Garden Pond filtration and skimmer system and dissolved oxygen system.

Project Justification:

The Japanese Garden Pond requires continued use of potable city water to flush out fish waste, move debris off surface, and keep from freezing in winter. This is an unsustainable use of city water.

Location:

Manito Park

Manito Park - Bernard and 21st

Project Status:

Active

Proposed

External Factors:

N A

Maintenance:

Maintenance of capital facilities, buildings and infrastructure has an impact on a Department's operating budget, and thus routine maintenance costs for new and ongoing projects are identified in the table below.

	2015	2016	2017	2018	2019	2020	Total
Expected Annual Maintenance	\$0	\$0	\$0	\$0	\$0	\$0	\$0

Maintenance Comments:

Ops - Manito Japanese Garden Pond

PKS-2012-292

Spending:

Project Phase	Spending To Date	Estimated Spending						6-Year Total	Total
		2015	2016	2017	2018	2019	2020		
Construction	\$0	\$0	\$100,000	\$0	\$0	\$0	\$0	\$100,000	\$100,000
Design	\$0	\$0	\$5,000	\$0	\$0	\$0	\$0	\$5,000	\$5,000
Total	\$0	\$0	\$105,000	\$0	\$0	\$0	\$0	\$105,000	\$105,000

Funding:

Funding Name	Source	Status*	Funding to Date	Estimated Funding						Total
				2015	2016	2017	2018	2019	2020	
Parks Capital	Local	Identified	\$0	\$0	\$105,000	\$0	\$0	\$0	\$0	\$105,000
Total			\$0	\$0	\$105,000	\$0	\$0	\$0	\$0	\$105,000

*Status definitions:

- Unidentified: Funding source has not yet been determined
- Identified: Funding source has been found, but not yet requested
- Applied: Grant or loan application has been submitted, or budget has been requested
- Awarded: Grant or loan has been offered but the contract has not yet been signed or budget has not yet been approved by Council
- Encumbered: Project contract has been signed and funds have been allocated to spend on the project

Funding amounts in red reflect sources that are unidentified, identified or anticipated.

Ops - Manito Mirror Pond Shoreline Improvements

PKS-2012-297

Executive Summary:

Improvements to Mirror Pond shoreline and adjacent landscape as per Mirror Pond Master Plan.

Project Justification:

Prevention of erosion, improved wildlife habitat, improved aesthetics, creation of an additional tourism destination to match level of service of gardens at Manito Park.

Location:

Manito Park

Manito Park - 18th and Division

Project Status:

Active

Ongoing

External Factors:

N A

Maintenance:

Maintenance of capital facilities, buildings and infrastructure has an impact on a Department's operating budget, and thus routine maintenance costs for new and ongoing projects are identified in the table below.

	2015	2016	2017	2018	2019	2020	Total
Expected Annual Maintenance	\$0	\$0	\$0	\$0	\$0	\$0	\$0

Maintenance Comments:

Ops - Manito Mirror Pond Shoreline Improvements

PKS-2012-297

Spending:

Project Phase	Spending To Date	Estimated Spending							Total
		2015	2016	2017	2018	2019	2020	6-Year Total	
Construction	\$110,000	\$210,000	\$0	\$0	\$0	\$0	\$0	\$210,000	\$320,000
Design	\$10,000	\$0	\$0	\$0	\$0	\$0	\$0	\$0	\$10,000
Total	\$120,000	\$210,000	\$0	\$0	\$0	\$0	\$0	\$210,000	\$330,000

Funding:

Funding Name	Source	Status*	Funding to Date	Estimated Funding						
				2015	2016	2017	2018	2019	2020	Total
Friends of Manito	Private	Encumbered	\$60,000	\$30,000	\$0	\$0	\$0	\$0	\$0	\$90,000
Grant Funding	State	Encumbered	\$0	\$150,000	\$0	\$0	\$0	\$0	\$0	\$150,000
Parks Capital	Local	Encumbered	\$60,000	\$30,000	\$0	\$0	\$0	\$0	\$0	\$90,000
Total			\$120,000	\$210,000	\$0	\$0	\$0	\$0	\$0	\$330,000

*Status definitions:

- Unidentified: Funding source has not yet been determined
- Identified: Funding source has been found, but not yet requested
- Applied: Grant or loan application has been submitted, or budget has been requested
- Awarded: Grant or loan has been offered but the contract has not yet been signed or budget has not yet been approved by Council
- Encumbered: Project contract has been signed and funds have been allocated to spend on the project

Funding amounts in red reflect sources that are unidentified, identified or anticipated.

Ops - Manito Mirror Pond Water Quality/Conservation

PKS-2012-296

Executive Summary:

Install water quality treatment system, with refill/overflow prevention function.

Project Justification:

This project will improve the poor water quality of Mirror Pond and conserve water spent overfilling pond and keeping pipes from freezing in winter.

Location:

Manito Park

Manito Park - 18th and Division

Project Status:

Active

Proposed

External Factors:

N A

Maintenance:

Maintenance of capital facilities, buildings and infrastructure has an impact on a Department's operating budget, and thus routine maintenance costs for new and ongoing projects are identified in the table below.

	2015	2016	2017	2018	2019	2020	Total
Expected Annual Maintenance	\$0	\$0	\$0	\$0	\$0	\$0	\$0

Maintenance Comments:

Ops - Manito Mirror Pond Water Quality/Conservation

PKS-2012-296

Spending:

Project Phase	Spending To Date	Estimated Spending						6-Year Total	Total
		2015	2016	2017	2018	2019	2020		
Construction	\$47,500	\$0	\$200,000	\$0	\$0	\$0	\$0	\$200,000	\$247,500
Design	\$44,000	\$0	\$0	\$0	\$0	\$0	\$0	\$0	\$44,000
Total	\$91,500	\$0	\$200,000	\$0	\$0	\$0	\$0	\$200,000	\$291,500

Funding:

Funding Name	Source	Status*	Funding to Date	Estimated Funding						Total
				2015	2016	2017	2018	2019	2020	
Grant Funding	State	Identified	\$47,500	\$0	\$100,000	\$0	\$0	\$0	\$0	\$147,500
Parks Capital	Local	Identified	\$44,000	\$0	\$100,000	\$0	\$0	\$0	\$0	\$144,000
Total			\$91,500	\$0	\$200,000	\$0	\$0	\$0	\$0	\$291,500

*Status definitions:

- Unidentified: Funding source has not yet been determined
- Identified: Funding source has been found, but not yet requested
- Applied: Grant or loan application has been submitted, or budget has been requested
- Awarded: Grant or loan has been offered but the contract has not yet been signed or budget has not yet been approved by Council
- Encumbered: Project contract has been signed and funds have been allocated to spend on the project

Funding amounts in red reflect sources that are unidentified, identified or anticipated.

Parks and Recreation / Parks

Ops - Manito Park Irrigation

PKS-2012-279

Executive Summary:

Automate manual irrigation system

Project Justification:

More efficient and effective watering.

Location:

Manito Park

Manito Park - 18th and Grand

Project Status:

Active

Proposed

External Factors:

N A

Maintenance:

Maintenance of capital facilities, buildings and infrastructure has an impact on a Department's operating budget, and thus routine maintenance costs for new and ongoing projects are identified in the table below.

	2015	2016	2017	2018	2019	2020	Total
Expected Annual Maintenance	\$0	\$0	\$0	\$0	\$0	\$0	\$0

Maintenance Comments:

Parks and Recreation / Parks

Ops - Manito Park Irrigation

PKS-2012-279

Spending:

Project Phase	Spending To Date	Estimated Spending							Total
		2015	2016	2017	2018	2019	2020	6-Year Total	
Construction	\$0	\$0	\$0	\$700,000	\$0	\$0	\$0	\$700,000	\$700,000
Design	\$0	\$0	\$20,000	\$0	\$0	\$0	\$0	\$20,000	\$20,000
Total	\$0	\$0	\$20,000	\$700,000	\$0	\$0	\$0	\$720,000	\$720,000

Funding:

Funding Name	Source	Status*	Funding to Date	Estimated Funding						
				2015	2016	2017	2018	2019	2020	Total
Parks Capital	Local	Identified	\$0	\$0	\$20,000	\$700,000	\$0	\$0	\$0	\$720,000
Total			\$0	\$0	\$20,000	\$700,000	\$0	\$0	\$0	\$720,000

*Status definitions:

- Unidentified: Funding source has not yet been determined
- Identified: Funding source has been found, but not yet requested
- Applied: Grant or loan application has been submitted, or budget has been requested
- Awarded: Grant or loan has been offered but the contract has not yet been signed or budget has not yet been approved by Council
- Encumbered: Project contract has been signed and funds have been allocated to spend on the project

Funding amounts in red reflect sources that are unidentified, identified or anticipated.

Ops - Manito Road Replacement

PKS-2012-288

Executive Summary:

Replace asphalt roads

Project Justification:

Asphalt is breaking up

Location:

Manito Park

Manito Park - Tekoa and Manito Place

Project Status:

Active

Proposed

External Factors:

N A

Maintenance:

Maintenance of capital facilities, buildings and infrastructure has an impact on a Department's operating budget, and thus routine maintenance costs for new and ongoing projects are identified in the table below.

	2015	2016	2017	2018	2019	2020	Total
Expected Annual Maintenance	\$0	\$0	\$0	\$0	\$0	\$0	\$0

Maintenance Comments:

Parks and Recreation / Parks

Ops - Manito Road Replacement

PKS-2012-288

Spending:

Project Phase	Spending To Date	Estimated Spending							Total
		2015	2016	2017	2018	2019	2020	6-Year Total	
Construction	\$0	\$0	\$0	\$0	\$200,000	\$100,000	\$100,000	\$400,000	\$400,000
Total	\$0	\$0	\$0	\$0	\$200,000	\$100,000	\$100,000	\$400,000	\$400,000

Funding:

Funding Name	Source	Status*	Funding to Date	Estimated Funding						Total
				2015	2016	2017	2018	2019	2020	
Parks Capital	Local	Identified	\$0	\$0	\$0	\$0	\$200,000	\$100,000	\$100,000	\$400,000
Total			\$0	\$0	\$0	\$0	\$200,000	\$100,000	\$100,000	\$400,000

*Status definitions:

- Unidentified: Funding source has not yet been determined
- Identified: Funding source has been found, but not yet requested
- Applied: Grant or loan application has been submitted, or budget has been requested
- Awarded: Grant or loan has been offered but the contract has not yet been signed or budget has not yet been approved by Council
- Encumbered: Project contract has been signed and funds have been allocated to spend on the project

Funding amounts in red reflect sources that are unidentified, identified or anticipated.

Parks and Recreation / Parks

Ops - Manito Tennis Courts

PKS-2012-283

Executive Summary:

Replace tennis court surface

Project Justification:

Existing surface is cracked and heaved

Location:

Manito Park

Manito Park - 18th and Grand Blvd

Project Status:

Active

Proposed

External Factors:

N A

Maintenance:

Maintenance of capital facilities, buildings and infrastructure has an impact on a Department's operating budget, and thus routine maintenance costs for new and ongoing projects are identified in the table below.

	2015	2016	2017	2018	2019	2020	Total
Expected Annual Maintenance	\$0	\$0	\$0	\$0	\$0	\$0	\$0

Maintenance Comments:

Parks and Recreation / Parks

Ops - Manito Tennis Courts

PKS-2012-283

Spending:

Project Phase	Spending To Date	Estimated Spending							Total
		2015	2016	2017	2018	2019	2020	6-Year Total	
Construction	\$0	\$0	\$0	\$0	\$0	\$170,000	\$0	\$170,000	\$170,000
Design	\$0	\$0	\$0	\$0	\$17,000	\$0	\$0	\$17,000	\$17,000
Total	\$0	\$0	\$0	\$0	\$17,000	\$170,000	\$0	\$187,000	\$187,000

Funding:

Funding Name	Source	Status*	Funding to Date	Estimated Funding						Total
				2015	2016	2017	2018	2019	2020	
Parks Capital	Local	Identified	\$0	\$0	\$0	\$0	\$17,000	\$170,000	\$0	\$187,000
Total			\$0	\$0	\$0	\$0	\$17,000	\$170,000	\$0	\$187,000

*Status definitions:

- Unidentified: Funding source has not yet been determined
- Identified: Funding source has been found, but not yet requested
- Applied: Grant or loan application has been submitted, or budget has been requested
- Awarded: Grant or loan has been offered but the contract has not yet been signed or budget has not yet been approved by Council
- Encumbered: Project contract has been signed and funds have been allocated to spend on the project

Funding amounts in red reflect sources that are unidentified, identified or anticipated.

Ops - Manito Upper Parking Lot Improvements

PKS-2012-293

Executive Summary:

Enlarge Upper Manito Parking lot to more than double parking capacity. Project to include pavement, curbing and tree planting islands.

Project Justification:

With addition of the splash pad in 2010 use of the southernmost area of the park has increased dramatically. Overflow is causing problems with nearby street-side parking.

Location:

Manito Park

Manito Park - Tekoa and 25th

Project Status:

Active

Proposed

External Factors:

N A

Maintenance:

Maintenance of capital facilities, buildings and infrastructure has an impact on a Department's operating budget, and thus routine maintenance costs for new and ongoing projects are identified in the table below.

	2015	2016	2017	2018	2019	2020	Total
Expected Annual Maintenance	\$0	\$0	\$0	\$0	\$0	\$0	\$0

Maintenance Comments:

Parks and Recreation / Parks

Ops - Manito Upper Parking Lot Improvements

PKS-2012-293

Spending:

Project Phase	Spending To Date	Estimated Spending							Total
		2015	2016	2017	2018	2019	2020	6-Year Total	
Construction	\$0	\$0	\$0	\$15,000	\$100,000	\$0	\$0	\$115,000	\$115,000
Total	\$0	\$0	\$0	\$15,000	\$100,000	\$0	\$0	\$115,000	\$115,000

Funding:

Funding Name	Source	Status*	Funding to Date	Estimated Funding						
				2015	2016	2017	2018	2019	2020	Total
Parks Capital	Local	Identified	\$0	\$0	\$0	\$15,000	\$100,000	\$0	\$0	\$115,000
Total			\$0	\$0	\$0	\$15,000	\$100,000	\$0	\$0	\$115,000

*Status definitions:

- Unidentified: Funding source has not yet been determined
- Identified: Funding source has been found, but not yet requested
- Applied: Grant or loan application has been submitted, or budget has been requested
- Awarded: Grant or loan has been offered but the contract has not yet been signed or budget has not yet been approved by Council
- Encumbered: Project contract has been signed and funds have been allocated to spend on the project

Funding amounts in red reflect sources that are unidentified, identified or anticipated.

Parks and Recreation / Parks

Ops - Mission Tennis Courts

PKS-2012-282

Executive Summary:

Replace tennis court surface

Project Justification:

Existing surface is cracked and heaved

Location:

Mission Park

Mission Park - Mission and Perry

Project Status:

Active

Ongoing

External Factors:

N A

Maintenance:

Maintenance of capital facilities, buildings and infrastructure has an impact on a Department's operating budget, and thus routine maintenance costs for new and ongoing projects are identified in the table below.

	2015	2016	2017	2018	2019	2020	Total
Expected Annual Maintenance	\$0	\$0	\$0	\$0	\$0	\$0	\$0

Maintenance Comments:

Parks and Recreation / Parks

Ops - Mission Tennis Courts

PKS-2012-282

Spending:

Project Phase	Spending To Date	Estimated Spending							Total
		2015	2016	2017	2018	2019	2020	6-Year Total	
Construction	\$162,000	\$25,000	\$0	\$0	\$0	\$0	\$0	\$25,000	\$187,000
Design	\$18,000	\$0	\$0	\$0	\$0	\$0	\$0	\$0	\$18,000
Total	\$180,000	\$25,000	\$0	\$0	\$0	\$0	\$0	\$25,000	\$205,000

Funding:

Funding Name	Source	Status*	Funding to Date	Estimated Funding						Total
				2015	2016	2017	2018	2019	2020	
Grant Funding	Private	Encumbered	\$0	\$25,000	\$0	\$0	\$0	\$0	\$0	\$25,000
Parks Capital	Local	Identified	\$180,000	\$0	\$0	\$0	\$0	\$0	\$0	\$180,000
Total			\$180,000	\$25,000	\$0	\$0	\$0	\$0	\$0	\$205,000

*Status definitions:

- Unidentified: Funding source has not yet been determined
- Identified: Funding source has been found, but not yet requested
- Applied: Grant or loan application has been submitted, or budget has been requested
- Awarded: Grant or loan has been offered but the contract has not yet been signed or budget has not yet been approved by Council
- Encumbered: Project contract has been signed and funds have been allocated to spend on the project

Funding amounts in red reflect sources that are unidentified, identified or anticipated.

Ops - Park System Lighting Upgrade

PKS-2014-101

Executive Summary:

This project will upgrade existing lighting at parking lots and throughout the parks to modern, energy-efficient packages.

Project Justification:

We currently have outdated and expensive lighting at parking lots and throughout the parks

Location:

Other Location

Various locations throughout the park system

Project Status:

Active

Proposed

External Factors:

None

Maintenance:

Maintenance of capital facilities, buildings and infrastructure has an impact on a Department's operating budget, and thus routine maintenance costs for new and ongoing projects are identified in the table below.

	2015	2016	2017	2018	2019	2020	Total
Expected Annual Maintenance	\$0	\$0	\$0	\$0	\$0	\$0	\$0

Maintenance Comments:

Parks and Recreation / Parks

Ops - Park System Lighting Upgrade

PKS-2014-101

Spending:

Project Phase	Spending To Date	Estimated Spending							Total
		2015	2016	2017	2018	2019	2020	6-Year Total	
Construction	\$0	\$0	\$50,000	\$50,000	\$50,000	\$50,000	\$50,000	\$250,000	\$250,000
Total	\$0	\$0	\$50,000	\$50,000	\$50,000	\$50,000	\$50,000	\$250,000	\$250,000

Funding:

Funding Name	Source	Status*	Funding to Date	Estimated Funding						Total
				2015	2016	2017	2018	2019	2020	
Avista Rebate	Private	Identified	\$0	\$0	\$30,000	\$30,000	\$30,000	\$30,000	\$30,000	\$150,000
Parks Capital	Local	Identified	\$0	\$0	\$20,000	\$20,000	\$20,000	\$20,000	\$20,000	\$100,000
Total			\$0	\$0	\$50,000	\$50,000	\$50,000	\$50,000	\$50,000	\$250,000

*Status definitions:

- Unidentified: Funding source has not yet been determined
- Identified: Funding source has been found, but not yet requested
- Applied: Grant or loan application has been submitted, or budget has been requested
- Awarded: Grant or loan has been offered but the contract has not yet been signed or budget has not yet been approved by Council
- Encumbered: Project contract has been signed and funds have been allocated to spend on the project

Funding amounts in red reflect sources that are unidentified, identified or anticipated.

Parks and Recreation / Parks

Ops - Peaceful Valley Sports Court

PKS-2012-285

Executive Summary:

Convert tennis court surface into a sport court

Project Justification:

Existing surface is cracked and heaved

Location:

Peaceful Valley Park

Peaceful Valley Park - Main and Maple

Project Status:

Active

Proposed

External Factors:

N A

Maintenance:

Maintenance of capital facilities, buildings and infrastructure has an impact on a Department's operating budget, and thus routine maintenance costs for new and ongoing projects are identified in the table below.

	2015	2016	2017	2018	2019	2020	Total
Expected Annual Maintenance	\$0	\$0	\$0	\$0	\$0	\$0	\$0

Maintenance Comments:

Parks and Recreation / Parks

Ops - Peaceful Valley Sports Court

PKS-2012-285

Spending:

Project Phase	Spending To Date	Estimated Spending							Total
		2015	2016	2017	2018	2019	2020	6-Year Total	
Construction	\$0	\$60,000	\$0	\$0	\$0	\$0	\$0	\$60,000	\$60,000
Design	\$0	\$8,000	\$0	\$0	\$0	\$0	\$0	\$8,000	\$8,000
Total	\$0	\$68,000	\$0	\$0	\$0	\$0	\$0	\$68,000	\$68,000

Funding:

Funding Name	Source	Status*	Funding to Date	Estimated Funding						
				2015	2016	2017	2018	2019	2020	Total
Grant Funding	Private	Encumbered	\$0	\$34,000	\$0	\$0	\$0	\$0	\$0	\$34,000
Parks Capital	Local	Encumbered	\$0	\$34,000	\$0	\$0	\$0	\$0	\$0	\$34,000
Total			\$0	\$68,000	\$0	\$0	\$0	\$0	\$0	\$68,000

*Status definitions:

- Unidentified: Funding source has not yet been determined
- Identified: Funding source has been found, but not yet requested
- Applied: Grant or loan application has been submitted, or budget has been requested
- Awarded: Grant or loan has been offered but the contract has not yet been signed or budget has not yet been approved by Council
- Encumbered: Project contract has been signed and funds have been allocated to spend on the project

Funding amounts in red reflect sources that are unidentified, identified or anticipated.

Ops - Playground Replacements

PKS-2012-316

Executive Summary:

Replace play equipment and fall surfacing

Project Justification:

Safety

Location:

Other Location

Various Parks

Project Status:

Active

Ongoing

External Factors:

N A

Maintenance:

Maintenance of capital facilities, buildings and infrastructure has an impact on a Department's operating budget, and thus routine maintenance costs for new and ongoing projects are identified in the table below.

	2015	2016	2017	2018	2019	2020	Total
Expected Annual Maintenance	\$0	\$0	\$0	\$0	\$0	\$0	\$0

Maintenance Comments:

Parks and Recreation / Parks

Ops - Playground Replacements

PKS-2012-316

Spending:

Project Phase	Spending To Date	Estimated Spending							Total
		2015	2016	2017	2018	2019	2020	6-Year Total	
Construction	\$0	\$90,000	\$90,000	\$90,000	\$90,000	\$90,000	\$500,000	\$950,000	\$950,000
Total	\$0	\$90,000	\$90,000	\$90,000	\$90,000	\$90,000	\$500,000	\$950,000	\$950,000

Funding:

Funding Name	Source	Status*	Funding to Date	Estimated Funding						Total
				2015	2016	2017	2018	2019	2020	
Parks Capital	Local	Encumbered	\$0	\$90,000	\$0	\$0	\$0	\$0	\$0	\$90,000
Parks Capital	Local	Identified	\$0	\$0	\$90,000	\$90,000	\$90,000	\$90,000	\$500,000	\$860,000
Total			\$0	\$90,000	\$90,000	\$90,000	\$90,000	\$90,000	\$500,000	\$950,000

*Status definitions:

- Unidentified: Funding source has not yet been determined
- Identified: Funding source has been found, but not yet requested
- Applied: Grant or loan application has been submitted, or budget has been requested
- Awarded: Grant or loan has been offered but the contract has not yet been signed or budget has not yet been approved by Council
- Encumbered: Project contract has been signed and funds have been allocated to spend on the project

Funding amounts in red reflect sources that are unidentified, identified or anticipated.

Parks and Recreation / Parks

Ops - Sidewalk Replacement

PKS-2012-327

Executive Summary:

Replace cracked and heaved sidewalks

Project Justification:

Safety

Location:

Other Location

Various locations throughout the system

Project Status:

Active

Ongoing

External Factors:

N A

Maintenance:

Maintenance of capital facilities, buildings and infrastructure has an impact on a Department's operating budget, and thus routine maintenance costs for new and ongoing projects are identified in the table below.

	2015	2016	2017	2018	2019	2020	Total
Expected Annual Maintenance	\$0	\$0	\$0	\$0	\$0	\$0	\$0

Maintenance Comments:

Parks and Recreation / Parks

Ops - Sidewalk Replacement

PKS-2012-327

Spending:

Project Phase	Spending To Date	Estimated Spending							Total
		2015	2016	2017	2018	2019	2020	6-Year Total	
Construction	\$0	\$20,000	\$20,000	\$20,000	\$20,000	\$20,000	\$20,000	\$120,000	\$120,000
Total	\$0	\$20,000	\$20,000	\$20,000	\$20,000	\$20,000	\$20,000	\$120,000	\$120,000

Funding:

Funding Name	Source	Status*	Funding to Date	Estimated Funding						Total
				2015	2016	2017	2018	2019	2020	
Parks Capital	Local	Identified	\$0	\$0	\$20,000	\$20,000	\$20,000	\$20,000	\$20,000	\$100,000
Parks Capital	Local	Encumbered	\$0	\$20,000	\$0	\$0	\$0	\$0	\$0	\$20,000
Total			\$0	\$20,000	\$20,000	\$20,000	\$20,000	\$20,000	\$20,000	\$120,000

*Status definitions:

- Unidentified: Funding source has not yet been determined
- Identified: Funding source has been found, but not yet requested
- Applied: Grant or loan application has been submitted, or budget has been requested
- Awarded: Grant or loan has been offered but the contract has not yet been signed or budget has not yet been approved by Council
- Encumbered: Project contract has been signed and funds have been allocated to spend on the project

Funding amounts in red reflect sources that are unidentified, identified or anticipated.

Parks and Recreation / Parks

Rec - Aquatic Repairs - Major

PKS-2013-200

Executive Summary:

Major repairs for city pools

Project Justification:

Major repairs are some times needed for the city aquatic centers. Pump failures, major pipe breaks and deck stability issues may arise.

Location:

Other Location

All pools

Project Status:

Active

Ongoing

External Factors:

N A

Maintenance:

Maintenance of capital facilities, buildings and infrastructure has an impact on a Department's operating budget, and thus routine maintenance costs for new and ongoing projects are identified in the table below.

	2015	2016	2017	2018	2019	2020	Total
Expected Annual Maintenance	\$0	\$0	\$0	\$0	\$0	\$0	\$0

Maintenance Comments:

Parks and Recreation / Parks

Rec - Aquatic Repairs - Major

PKS-2013-200

Spending:

Project Phase	Spending To Date	Estimated Spending							Total
		2015	2016	2017	2018	2019	2020	6-Year Total	
Purchases	\$0	\$35,000	\$50,000	\$35,000	\$50,000	\$35,000	\$50,000	\$255,000	\$255,000
Total	\$0	\$35,000	\$50,000	\$35,000	\$50,000	\$35,000	\$50,000	\$255,000	\$255,000

Funding:

Funding Name	Source	Status*	Funding to Date	Estimated Funding						Total
				2015	2016	2017	2018	2019	2020	
Parks Capital	Local	Identified	\$0	\$0	\$50,000	\$35,000	\$50,000	\$35,000	\$50,000	\$220,000
Parks Capital	Local	Encumbered	\$0	\$35,000	\$0	\$0	\$0	\$0	\$0	\$35,000
Total			\$0	\$35,000	\$50,000	\$35,000	\$50,000	\$35,000	\$50,000	\$255,000

*Status definitions:

- Unidentified: Funding source has not yet been determined
- Identified: Funding source has been found, but not yet requested
- Applied: Grant or loan application has been submitted, or budget has been requested
- Awarded: Grant or loan has been offered but the contract has not yet been signed or budget has not yet been approved by Council
- Encumbered: Project contract has been signed and funds have been allocated to spend on the project

Funding amounts in red reflect sources that are unidentified, identified or anticipated.

Rec - Merkel Lighting Upgrade

PKS-2012-301

Executive Summary:

This project will upgrade existing lighting on the sports fields to modern, energy-efficient packages. This will also add to new lighting to the Merkel maintenance shed that has no lights currently.

Project Justification:

We currently have outdated and expensive lighting on the sports fields. We also have no lighting in the new maintenance shed and that limits the ability to use the building year round and decreases safety.

Location:

Dwight Merkel Sports Complex
 Albi/Merkel Complex - Assembly and Rowan

Project Status:

Active
 Proposed

External Factors:

None

Maintenance:

Maintenance of capital facilities, buildings and infrastructure has an impact on a Department's operating budget, and thus routine maintenance costs for new and ongoing projects are identified in the table below.

	2015	2016	2017	2018	2019	2020	Total
Expected Annual Maintenance	\$0	\$0	\$0	\$0	\$0	\$0	\$0

Maintenance Comments:

Parks and Recreation / Parks

Rec - Merkel Lighting Upgrade

PKS-2012-301

Spending:

Project Phase	Spending To Date	Estimated Spending							Total
		2015	2016	2017	2018	2019	2020	6-Year Total	
Construction	\$0	\$25,000	\$75,000	\$20,000	\$0	\$0	\$0	\$120,000	\$120,000
Total	\$0	\$25,000	\$75,000	\$20,000	\$0	\$0	\$0	\$120,000	\$120,000

Funding:

Funding Name	Source	Status*	Funding to Date	Estimated Funding						Total
				2015	2016	2017	2018	2019	2020	
Parks Capital	Local	Encumbered	\$0	\$25,000	\$0	\$0	\$0	\$0	\$0	\$25,000
Parks Capital	Local	Identified	\$0	\$0	\$75,000	\$20,000	\$0	\$0	\$0	\$95,000
Total			\$0	\$25,000	\$75,000	\$20,000	\$0	\$0	\$0	\$120,000

*Status definitions:

- Unidentified: Funding source has not yet been determined
- Identified: Funding source has been found, but not yet requested
- Applied: Grant or loan application has been submitted, or budget has been requested
- Awarded: Grant or loan has been offered but the contract has not yet been signed or budget has not yet been approved by Council
- Encumbered: Project contract has been signed and funds have been allocated to spend on the project

Funding amounts in red reflect sources that are unidentified, identified or anticipated.

Rec - Minnehaha Trail Head Parking Lot

PKS-2012-302

Executive Summary:

This project will provide a parking area and trail head on the east end of Minnehaha Park for trail access to Beacon Hill for hiking and biking. It will eliminate the informal trail head access at Esmeralda Golf Course.

Project Justification:

From the Beacon Hill plan the main parking area to access Beacon Hill was identified as Esmeralda Golf Course. Esmeralda is not a trail head location and by establishing a trail head parking area at Minnehaha we will be able to use the restroom that is already in place and have a better user experience for Beacon. Minnehaha will be the major access point o Beacon for mountain biking, hiking and trail running.

Location:

Minnehaha Park

Minnehaha Park - Euclid and Havana

Project Status:

Active

Proposed

External Factors:

None

Maintenance:

Maintenance of capital facilities, buildings and infrastructure has an impact on a Department's operating budget, and thus routine maintenance costs for new and ongoing projects are identified in the table below.

	2015	2016	2017	2018	2019	2020	Total
Expected Annual Maintenance	\$0	\$0	\$0	\$0	\$0	\$0	\$0

Maintenance Comments:

Parking would not need plowing since trails are not open for hiking or bike riding when snow covered.

Parks and Recreation / Parks

Rec - Minnehaha Trail Head Parking Lot

PKS-2012-302

Spending:

Project Phase	Spending To Date	Estimated Spending							Total
		2015	2016	2017	2018	2019	2020	6-Year Total	
Construction	\$0	\$0	\$0	\$0	\$0	\$75,000	\$0	\$75,000	\$75,000
Land purchase	\$0	\$0	\$0	\$0	\$150,000	\$0	\$0	\$150,000	\$150,000
Planning	\$0	\$0	\$0	\$0	\$2,000	\$0	\$0	\$2,000	\$2,000
Total	\$0	\$0	\$0	\$0	\$152,000	\$75,000	\$0	\$227,000	\$227,000

Funding:

Funding Name	Source	Status*	Funding to Date	Estimated Funding						Total
				2015	2016	2017	2018	2019	2020	
Grant Funding	State	Identified	\$0	\$0	\$0	\$0	\$112,000	\$0	\$0	\$112,000
Parks Capital	Local	Identified	\$0	\$0	\$0	\$0	\$115,000	\$0	\$0	\$115,000
Total			\$0	\$0	\$0	\$0	\$227,000	\$0	\$0	\$227,000

*Status definitions:

- Unidentified: Funding source has not yet been determined
- Identified: Funding source has been found, but not yet requested
- Applied: Grant or loan application has been submitted, or budget has been requested
- Awarded: Grant or loan has been offered but the contract has not yet been signed or budget has not yet been approved by Council
- Encumbered: Project contract has been signed and funds have been allocated to spend on the project

Funding amounts in red reflect sources that are unidentified, identified or anticipated.

Rec - Mission Universal Baseball Field

PKS-2014-42

Executive Summary:

Install new universal baseball field site amenities, dugouts, ADA pathways, synthetic turf, fencing and seating.

Project Justification:

There are no ADA accessible baseball fields for the physically impaired. This field would fill the need.

Location:

Mission Park

Mission Park - Mission and Perry

Project Status:

Active

Proposed

External Factors:

None

Maintenance:

Maintenance of capital facilities, buildings and infrastructure has an impact on a Department's operating budget, and thus routine maintenance costs for new and ongoing projects are identified in the table below.

	2015	2016	2017	2018	2019	2020	Total
Expected Annual Maintenance	\$0	\$0	\$0	\$0	\$0	\$0	\$0

Maintenance Comments:

Parks and Recreation / Parks

Rec - Mission Universal Baseball Field

PKS-2014-42

Spending:

Project Phase	Spending To Date	Estimated Spending						6-Year Total	Total
		2015	2016	2017	2018	2019	2020		
Construction	\$0	\$313,000	\$0	\$0	\$0	\$0	\$0	\$313,000	\$313,000
Design	\$0	\$42,000	\$0	\$0	\$0	\$0	\$0	\$42,000	\$42,000
Planning	\$0	\$47,000	\$0	\$0	\$0	\$0	\$0	\$47,000	\$47,000
Total	\$0	\$402,000	\$0	\$0	\$0	\$0	\$0	\$402,000	\$402,000

Funding:

Funding Name	Source	Status*	Funding to Date	Estimated Funding						Total
				2015	2016	2017	2018	2019	2020	
Grant Funding	Private	Encumbered	\$0	\$160,000	\$0	\$0	\$0	\$0	\$0	\$160,000
Grant Funding	State	Encumbered	\$0	\$201,000	\$0	\$0	\$0	\$0	\$0	\$201,000
Parks Capital	Local	Encumbered	\$0	\$41,000	\$0	\$0	\$0	\$0	\$0	\$41,000
Total			\$0	\$402,000	\$0	\$0	\$0	\$0	\$0	\$402,000

*Status definitions:

- Unidentified: Funding source has not yet been determined
- Identified: Funding source has been found, but not yet requested
- Applied: Grant or loan application has been submitted, or budget has been requested
- Awarded: Grant or loan has been offered but the contract has not yet been signed or budget has not yet been approved by Council
- Encumbered: Project contract has been signed and funds have been allocated to spend on the project

Funding amounts in red reflect sources that are unidentified, identified or anticipated.

Rec - Sekani Access Road Paving

PKS-2013-136

Executive Summary:

Camp Sekani is a 238 acre multi-use park with scenic topography and proximity to the Spokane River. Usage of the park area is increasing and needs improved accessibility.

Project Justification:

Current access is provided by a difficult to maintain dirt/gravel road.

Location:

Camp Sekani Park
Camp Sekani

Project Status:

Active
Proposed

External Factors:

na

Maintenance:

Maintenance of capital facilities, buildings and infrastructure has an impact on a Department's operating budget, and thus routine maintenance costs for new and ongoing projects are identified in the table below.

	2015	2016	2017	2018	2019	2020	Total
Expected Annual Maintenance	\$0	\$0	\$0	\$0	\$0	\$0	\$0

Maintenance Comments:

Parks and Recreation / Parks

Rec - Sekani Access Road Paving

PKS-2013-136

Spending:

Project Phase	Spending To Date	Estimated Spending							Total
		2015	2016	2017	2018	2019	2020	6-Year Total	
Construction	\$0	\$0	\$0	\$0	\$0	\$0	\$400,000	\$400,000	\$400,000
Total	\$0	\$0	\$0	\$0	\$0	\$0	\$400,000	\$400,000	\$400,000

Funding:

Funding Name	Source	Status*	Funding to Date	Estimated Funding						Total
				2015	2016	2017	2018	2019	2020	
Parks Capital	Local	Identified	\$0	\$0	\$0	\$0	\$0	\$0	\$400,000	\$400,000
Total			\$0	\$0	\$0	\$0	\$0	\$0	\$400,000	\$400,000

*Status definitions:

- Unidentified: Funding source has not yet been determined
- Identified: Funding source has been found, but not yet requested
- Applied: Grant or loan application has been submitted, or budget has been requested
- Awarded: Grant or loan has been offered but the contract has not yet been signed or budget has not yet been approved by Council
- Encumbered: Project contract has been signed and funds have been allocated to spend on the project

Funding amounts in red reflect sources that are unidentified, identified or anticipated.

Rec - Sekani Public Utilities & Parking Improvements

PKS-2013-134

Executive Summary:

Camp Sekani is a 238 acre multi-use park with scenic topography and proximity to the Spokane River. Public usage is increasing but limited due to the lack of a public water source and sewage disposal system. Use is also limited by parking and convenient accessibility.

Project Justification:

Public health and accessibility

Location:

Camp Sekani Park
Camp Sekani

Project Status:

Active
Proposed

External Factors:

Maintenance:

Maintenance of capital facilities, buildings and infrastructure has an impact on a Department's operating budget, and thus routine maintenance costs for new and ongoing projects are identified in the table below.

	2015	2016	2017	2018	2019	2020	Total
Expected Annual Maintenance	\$0	\$0	\$0	\$0	\$0	\$0	\$0

Maintenance Comments:

Parks and Recreation / Parks

Rec - Sekani Public Utilities & Parking Improvements

PKS-2013-134

Spending:

Project Phase	Spending To Date	Estimated Spending							Total
		2015	2016	2017	2018	2019	2020	6-Year Total	
Construction	\$0	\$0	\$0	\$0	\$0	\$150,000	\$1,750,000	\$1,900,000	\$1,900,000
Design	\$0	\$0	\$0	\$0	\$15,000	\$18,000	\$0	\$33,000	\$33,000
Total	\$0	\$0	\$0	\$0	\$15,000	\$168,000	\$1,750,000	\$1,933,000	\$1,933,000

Funding:

Funding Name	Source	Status*	Funding to Date	Estimated Funding						
				2015	2016	2017	2018	2019	2020	Total
Parks Capital	Local	Identified	\$0	\$0	\$0	\$0	\$15,000	\$168,000	\$1,750,000	\$1,933,000
Total			\$0	\$0	\$0	\$0	\$15,000	\$168,000	\$1,750,000	\$1,933,000

*Status definitions:

- Unidentified: Funding source has not yet been determined
- Identified: Funding source has been found, but not yet requested
- Applied: Grant or loan application has been submitted, or budget has been requested
- Awarded: Grant or loan has been offered but the contract has not yet been signed or budget has not yet been approved by Council
- Encumbered: Project contract has been signed and funds have been allocated to spend on the project

Funding amounts in red reflect sources that are unidentified, identified or anticipated.

Rec - Shade/Safety Structures - Merkel and Franklin

PKS-2013-133

Executive Summary:

At both the softball complexes we have both sun and projectile issues. At Dwight Merkel Softball complex playground we want to protect the children playing from sun exposure and foul balls. At Franklin spectators in the stand are over exposed to both sun and foul balls coming from adjacent fields.

Project Justification:

Sun over exposure and the risk of created by unaware children and spectators is a serious issue.

Location:

Other Location

Franklin and Dwight Merkel softball complexes

Project Status:

Active

Ongoing

External Factors:

Funding

Maintenance:

Maintenance of capital facilities, buildings and infrastructure has an impact on a Department's operating budget, and thus routine maintenance costs for new and ongoing projects are identified in the table below.

	2015	2016	2017	2018	2019	2020	Total
Expected Annual Maintenance	\$0	\$0	\$0	\$0	\$0	\$0	\$0

Maintenance Comments:

The main source of maintenance cost will be staff time to put them up and take them down. They will also need inspected and some painting/maintaining of the poles as they will probably get vandalized.

Parks and Recreation / Parks

Rec - Shade/Safety Structures - Merkel and Franklin

PKS-2013-133

Spending:

Project Phase	Spending To Date	Estimated Spending						6-Year Total	Total
		2015	2016	2017	2018	2019	2020		
Construction	\$25,000	\$20,000	\$35,000	\$0	\$0	\$0	\$0	\$55,000	\$80,000
Total	\$25,000	\$20,000	\$35,000	\$0	\$0	\$0	\$0	\$55,000	\$80,000

Funding:

Funding Name	Source	Status*	Funding to Date	Estimated Funding						Total
				2015	2016	2017	2018	2019	2020	
Parks Capital	Local	Encumbered	\$0	\$20,000	\$0	\$0	\$0	\$0	\$0	\$20,000
Parks Capital	Local	Identified	\$25,000	\$0	\$35,000	\$0	\$0	\$0	\$0	\$60,000
Total			\$25,000	\$20,000	\$35,000	\$0	\$0	\$0	\$0	\$80,000

*Status definitions:

- Unidentified: Funding source has not yet been determined
- Identified: Funding source has been found, but not yet requested
- Applied: Grant or loan application has been submitted, or budget has been requested
- Awarded: Grant or loan has been offered but the contract has not yet been signed or budget has not yet been approved by Council
- Encumbered: Project contract has been signed and funds have been allocated to spend on the project

Funding amounts in red reflect sources that are unidentified, identified or anticipated.

Rec - Sports Field/Aquatics Lighting Upgrade

PKS-2014-41

Executive Summary:

This project will upgrade existing lighting on the sports fields and aquatic centers to modern, energy-efficient packages.

Project Justification:

We currently have outdated and expensive lighting on the sports fields and aquatic centers.

Location:

Franklin Park

All sports fields: Franklin, SE Complex, Liberty, and Aquatic Centers

Project Status:

Active

Proposed

External Factors:

None

Maintenance:

Maintenance of capital facilities, buildings and infrastructure has an impact on a Department's operating budget, and thus routine maintenance costs for new and ongoing projects are identified in the table below.

	2015	2016	2017	2018	2019	2020	Total
Expected Annual Maintenance	\$0	\$0	\$0	\$0	\$0	\$0	\$0

Maintenance Comments:

Franklin 2015 (\$550,000), Liberty and SE Complex 2016 (\$515,000), Aquatic Centers (\$150,000)

Parks and Recreation / Parks

Rec - Sports Field/Aquatics Lighting Upgrade

PKS-2014-41

Spending:

Project Phase	Spending To Date	Estimated Spending							Total
		2015	2016	2017	2018	2019	2020	6-Year Total	
Construction	\$0	\$445,000	\$620,000	\$150,000	\$0	\$0	\$0	\$1,215,000	\$1,215,000
Total	\$0	\$445,000	\$620,000	\$150,000	\$0	\$0	\$0	\$1,215,000	\$1,215,000

Funding:

Funding Name	Source	Status*	Funding to Date	Estimated Funding							
				2015	2016	2017	2018	2019	2020	Total	
Avista Rebate	Local	Encumbered	\$0	\$267,000	\$0	\$0	\$0	\$0	\$0	\$0	\$267,000
Avista Rebate	Private	Identified	\$0	\$0	\$372,000	\$90,000	\$0	\$0	\$0	\$0	\$462,000
Parks Capital	Local	Identified	\$0	\$0	\$248,000	\$60,000	\$0	\$0	\$0	\$0	\$308,000
Parks Capital	Local	Encumbered	\$0	\$178,000	\$0	\$0	\$0	\$0	\$0	\$0	\$178,000
Total			\$0	\$445,000	\$620,000	\$150,000	\$0	\$0	\$0	\$0	\$1,215,000

*Status definitions:

- Unidentified: Funding source has not yet been determined
- Identified: Funding source has been found, but not yet requested
- Applied: Grant or loan application has been submitted, or budget has been requested
- Awarded: Grant or loan has been offered but the contract has not yet been signed or budget has not yet been approved by Council
- Encumbered: Project contract has been signed and funds have been allocated to spend on the project

Funding amounts in red reflect sources that are unidentified, identified or anticipated.

Parks and Recreation / Parks

Rec - Synthetic Turf Replacement

PKS-2014-40

Executive Summary:

Replacement of synthetic after useful life

Project Justification:

Safety

Location:

Other Location

Sports field synthetic turf at all locations

Project Status:

Active

Proposed

External Factors:

N A

Maintenance:

Maintenance of capital facilities, buildings and infrastructure has an impact on a Department's operating budget, and thus routine maintenance costs for new and ongoing projects are identified in the table below.

	2015	2016	2017	2018	2019	2020	Total
Expected Annual Maintenance	\$0	\$0	\$0	\$0	\$0	\$0	\$0

Maintenance Comments:

Parks and Recreation / Parks

Rec - Synthetic Turf Replacement

PKS-2014-40

Spending:

Project Phase	Spending To Date	Estimated Spending							Total
		2015	2016	2017	2018	2019	2020	6-Year Total	
Purchases	\$0	\$37,500	\$37,500	\$37,500	\$37,500	\$37,500	\$37,500	\$225,000	\$225,000
Total	\$0	\$37,500	\$37,500	\$37,500	\$37,500	\$37,500	\$37,500	\$225,000	\$225,000

Funding:

Funding Name	Source	Status*	Funding to Date	Estimated Funding						Total
				2015	2016	2017	2018	2019	2020	
Parks Capital	Local	Identified	\$0	\$0	\$37,500	\$37,500	\$37,500	\$37,500	\$37,500	\$187,500
Parks Capital	Local	Encumbered	\$0	\$37,500	\$0	\$0	\$0	\$0	\$0	\$37,500
Total			\$0	\$37,500	\$37,500	\$37,500	\$37,500	\$37,500	\$37,500	\$225,000

*Status definitions:

- Unidentified: Funding source has not yet been determined
- Identified: Funding source has been found, but not yet requested
- Applied: Grant or loan application has been submitted, or budget has been requested
- Awarded: Grant or loan has been offered but the contract has not yet been signed or budget has not yet been approved by Council
- Encumbered: Project contract has been signed and funds have been allocated to spend on the project

Funding amounts in red reflect sources that are unidentified, identified or anticipated.

Parks and Recreation / Parks

Rec - Wheel Park Improvements

PKS-2013-199

Executive Summary:

Upgrade wheel and skate park equipment and surfacing

Project Justification:

Safety

Location:

Other Location

Under the Freeway Park -- 4th and McClellan

Project Status:

Active

Proposed

External Factors:

N A

Maintenance:

Maintenance of capital facilities, buildings and infrastructure has an impact on a Department's operating budget, and thus routine maintenance costs for new and ongoing projects are identified in the table below.

	2015	2016	2017	2018	2019	2020	Total
Expected Annual Maintenance	\$0	\$0	\$0	\$0	\$0	\$0	\$0

Maintenance Comments:

Parks and Recreation / Parks

Rec - Wheel Park Improvements

PKS-2013-199

Spending:

Project Phase	Spending To Date	Estimated Spending							Total
		2015	2016	2017	2018	2019	2020	6-Year Total	
Construction	\$0	\$0	\$0	\$240,000	\$0	\$0	\$0	\$240,000	\$240,000
Design	\$0	\$0	\$30,000	\$0	\$0	\$0	\$0	\$30,000	\$30,000
Total	\$0	\$0	\$30,000	\$240,000	\$0	\$0	\$0	\$270,000	\$270,000

Funding:

Funding Name	Source	Status*	Funding to Date	Estimated Funding						Total
				2015	2016	2017	2018	2019	2020	
Parks Capital	Local	Identified	\$0	\$0	\$30,000	\$240,000	\$0	\$0	\$0	\$270,000
Total			\$0	\$0	\$30,000	\$240,000	\$0	\$0	\$0	\$270,000

*Status definitions:

- Unidentified: Funding source has not yet been determined
- Identified: Funding source has been found, but not yet requested
- Applied: Grant or loan application has been submitted, or budget has been requested
- Awarded: Grant or loan has been offered but the contract has not yet been signed or budget has not yet been approved by Council
- Encumbered: Project contract has been signed and funds have been allocated to spend on the project

Funding amounts in red reflect sources that are unidentified, identified or anticipated.

Parks and Recreation / Parks

RFP - Fleet Replacement Funding

PKS-2014-36

Executive Summary:

Riverfront Park fleet is in need of several replacements to maintain and improve level of service.

Project Justification:

Daily operations, including events, groups and attractions, and maintenance, including facility and grounds, require the use of a reliable fleet.

Location:

Riverfront Park

Riverfront Park - Spokane Falls Blvd and Stevens

Project Status:

Active

Proposed

External Factors:

Park bond passage and construction

Maintenance:

Maintenance of capital facilities, buildings and infrastructure has an impact on a Department's operating budget, and thus routine maintenance costs for new and ongoing projects are identified in the table below.

	2015	2016	2017	2018	2019	2020	Total
Expected Annual Maintenance	\$0	\$0	\$0	\$0	\$0	\$0	\$0

Maintenance Comments:

Includes currently funded position

Parks and Recreation / Parks

RFP - Fleet Replacement Funding

PKS-2014-36

Spending:

Project Phase	Spending To Date	Estimated Spending							Total
		2015	2016	2017	2018	2019	2020	6-Year Total	
Purchases	\$0	\$35,000	\$85,000	\$25,000	\$25,000	\$25,000	\$25,000	\$220,000	\$220,000
Total	\$0	\$35,000	\$85,000	\$25,000	\$25,000	\$25,000	\$25,000	\$220,000	\$220,000

Funding:

Funding Name	Source	Status*	Funding to Date	Estimated Funding						Total
				2015	2016	2017	2018	2019	2020	
Parks Capital	Local	Identified	\$0	\$35,000	\$85,000	\$25,000	\$25,000	\$25,000	\$25,000	\$220,000
Total			\$0	\$35,000	\$85,000	\$25,000	\$25,000	\$25,000	\$25,000	\$220,000

*Status definitions:

- Unidentified: Funding source has not yet been determined
- Identified: Funding source has been found, but not yet requested
- Applied: Grant or loan application has been submitted, or budget has been requested
- Awarded: Grant or loan has been offered but the contract has not yet been signed or budget has not yet been approved by Council
- Encumbered: Project contract has been signed and funds have been allocated to spend on the project

Funding amounts in red reflect sources that are unidentified, identified or anticipated.

Parks and Recreation / Parks

RFP - Skyride Major Maintenance

PKS-2013-198

Executive Summary:

Ongoing major annual maintenance for Skyride at RFP.

Project Justification:

Skyride equipment repair is vital on an ongoing basis.

Location:

Riverfront Park

Riverfront Park

Project Status:

Active

Ongoing

External Factors:

Maintenance:

Maintenance of capital facilities, buildings and infrastructure has an impact on a Department's operating budget, and thus routine maintenance costs for new and ongoing projects are identified in the table below.

	2015	2016	2017	2018	2019	2020	Total
Expected Annual Maintenance	\$0	\$0	\$0	\$0	\$0	\$0	\$0

Maintenance Comments:

.

Parks and Recreation / Parks

RFP - Skyride Major Maintenance

PKS-2013-198

Spending:

Project Phase	Spending To Date	Estimated Spending							Total
		2015	2016	2017	2018	2019	2020	6-Year Total	
Construction	\$0	\$20,000	\$20,000	\$20,000	\$20,000	\$20,000	\$20,000	\$120,000	\$120,000
Total	\$0	\$20,000	\$20,000	\$20,000	\$20,000	\$20,000	\$20,000	\$120,000	\$120,000

Funding:

Funding Name	Source	Status*	Funding to Date	Estimated Funding						Total
				2015	2016	2017	2018	2019	2020	
Parks Cum Res	Local	Identified	\$0	\$20,000	\$20,000	\$20,000	\$20,000	\$20,000	\$20,000	\$120,000
Total			\$0	\$20,000	\$20,000	\$20,000	\$20,000	\$20,000	\$20,000	\$120,000

*Status definitions:

- Unidentified: Funding source has not yet been determined
- Identified: Funding source has been found, but not yet requested
- Applied: Grant or loan application has been submitted, or budget has been requested
- Awarded: Grant or loan has been offered but the contract has not yet been signed or budget has not yet been approved by Council
- Encumbered: Project contract has been signed and funds have been allocated to spend on the project

Funding amounts in red reflect sources that are unidentified, identified or anticipated.

RFP Bond Event Center & U.S. Pavilion

PKS-2014-196

Executive Summary:

Pavilion, administration building, operations and food court remodel

Project Justification:

Riverfront Park's ability to continue to host major regional events depends on its ability to provide appropriate infrastructure. The development of these events have outpaced Riverfront Park's ability to provide the appropriate infrastructure.

Location:

Riverfront Park

Riverfront Park - Spokane Falls Blvd and Stevens

Project Status:

Active

Proposed pending RFP Bond passage

External Factors:

Funding

Maintenance:

Maintenance of capital facilities, buildings and infrastructure has an impact on a Department's operating budget, and thus routine maintenance costs for new and ongoing projects are identified in the table below.

	2015	2016	2017	2018	2019	2020	Total
Expected Annual Maintenance	\$0	\$0	\$0	\$0	\$0	\$0	\$0

Maintenance Comments:

Parks and Recreation / Parks

RFP Bond Event Center & U.S. Pavilion

PKS-2014-196

Spending:

Project Phase	Spending To Date	Estimated Spending							Total
		2015	2016	2017	2018	2019	2020	6-Year Total	
Construction	\$0	\$0	\$23,950,623	\$0	\$0	\$0	\$0	\$23,950,623	\$23,950,623
Total	\$0	\$0	\$23,950,623	\$0	\$0	\$0	\$0	\$23,950,623	\$23,950,623

Funding:

Funding Name	Source	Status*	Funding to Date	Estimated Funding						Total
				2015	2016	2017	2018	2019	2020	
RFP Bond	Local	Identified	\$0	\$0	\$23,950,623	\$0	\$0	\$0	\$0	\$23,950,623
Total			\$0	\$0	\$23,950,623	\$0	\$0	\$0	\$0	\$23,950,623

*Status definitions:

- Unidentified: Funding source has not yet been determined
- Identified: Funding source has been found, but not yet requested
- Applied: Grant or loan application has been submitted, or budget has been requested
- Awarded: Grant or loan has been offered but the contract has not yet been signed or budget has not yet been approved by Council
- Encumbered: Project contract has been signed and funds have been allocated to spend on the project

Funding amounts in red reflect sources that are unidentified, identified or anticipated.

RFP Bond Grounds, Infrastructure & Playgrounds

PKS-2014-195

Executive Summary:

Promenades, plazas, playgrounds, landscaping, irrigation and bridge improvements.

Project Justification:

Riverfront Park's ability to continue to host major regional events depends on its ability to provide appropriate infrastructure. The development of these events have outpaced Riverfront Park's ability to provide the appropriate infrastructure.

Location:

Riverfront Park

Riverfront Park - Spokane Falls Blvd and Stevens

Project Status:

Active

Proposed pending RFP Bond passage

External Factors:

Funding

Maintenance:

Maintenance of capital facilities, buildings and infrastructure has an impact on a Department's operating budget, and thus routine maintenance costs for new and ongoing projects are identified in the table below.

	2015	2016	2017	2018	2019	2020	Total
Expected Annual Maintenance	\$0	\$0	\$0	\$0	\$0	\$0	\$0

Maintenance Comments:

Parks and Recreation / Parks

RFP Bond Grounds, Infrastructure & Playgrounds

PKS-2014-195

Spending:

Project Phase	Spending To Date	Estimated Spending							Total
		2015	2016	2017	2018	2019	2020	6-Year Total	
Construction	\$0	\$0	\$20,974,445	\$0	\$0	\$0	\$0	\$20,974,445	\$20,974,445
Total	\$0	\$0	\$20,974,445	\$0	\$0	\$0	\$0	\$20,974,445	\$20,974,445

Funding:

Funding Name	Source	Status*	Funding to Date	Estimated Funding						Total
				2015	2016	2017	2018	2019	2020	
RFP Bond	Local	Identified	\$0	\$0	\$20,974,445	\$0	\$0	\$0	\$0	\$20,974,445
Total			\$0	\$0	\$20,974,445	\$0	\$0	\$0	\$0	\$20,974,445

*Status definitions:

- Unidentified: Funding source has not yet been determined
- Identified: Funding source has been found, but not yet requested
- Applied: Grant or loan application has been submitted, or budget has been requested
- Awarded: Grant or loan has been offered but the contract has not yet been signed or budget has not yet been approved by Council
- Encumbered: Project contract has been signed and funds have been allocated to spend on the project

Funding amounts in red reflect sources that are unidentified, identified or anticipated.

Parks and Recreation / Parks

RFP Bond Ice Rink and Skyride

PKS-2014-199

Executive Summary:

Facility, heating/chiller and terrace project

Project Justification:

Riverfront Park's ability to continue to host major regional events depends on its ability to provide appropriate infrastructure. The development of these events have outpaced Riverfront Park's ability to provide the appropriate infrastructure.

Location:

Riverfront Park

Riverfront Park - Spokane Falls Blvd and Stevens

Project Status:

Active

Proposed pending RFP Bond passage

External Factors:

Funding

Maintenance:

Maintenance of capital facilities, buildings and infrastructure has an impact on a Department's operating budget, and thus routine maintenance costs for new and ongoing projects are identified in the table below.

	2015	2016	2017	2018	2019	2020	Total
Expected Annual Maintenance	\$0	\$0	\$0	\$0	\$0	\$0	\$0

Maintenance Comments:

Parks and Recreation / Parks

RFP Bond Ice Rink and Skyride

PKS-2014-199

Spending:

Project Phase	Spending To Date	Estimated Spending							Total
		2015	2016	2017	2018	2019	2020	6-Year Total	
Construction	\$0	\$0	\$2,166,148	\$0	\$0	\$0	\$0	\$2,166,148	\$2,166,148
Total	\$0	\$0	\$2,166,148	\$0	\$0	\$0	\$0	\$2,166,148	\$2,166,148

Funding:

Funding Name	Source	Status*	Funding to Date	Estimated Funding						Total
				2015	2016	2017	2018	2019	2020	
RFP Bond	Local	Identified	\$0	\$0	\$2,166,148	\$0	\$0	\$0	\$0	\$2,166,148
Total			\$0	\$0	\$2,166,148	\$0	\$0	\$0	\$0	\$2,166,148

*Status definitions:

- Unidentified: Funding source has not yet been determined
- Identified: Funding source has been found, but not yet requested
- Applied: Grant or loan application has been submitted, or budget has been requested
- Awarded: Grant or loan has been offered but the contract has not yet been signed or budget has not yet been approved by Council
- Encumbered: Project contract has been signed and funds have been allocated to spend on the project

Funding amounts in red reflect sources that are unidentified, identified or anticipated.

RFP Bond Leasable Shelters

PKS-2014-200

Executive Summary:

East Havermale and North Bank Shelter/Terrace project.

Project Justification:

Riverfront Park's ability to continue to host major regional events depends on its ability to provide appropriate infrastructure. The development of these events have outpaced Riverfront Park's ability to provide the appropriate infrastructure.

Location:

Riverfront Park

Riverfront Park - Spokane Falls Blvd and Stevens

Project Status:

Active

Proposed pending RFP Bond passage

External Factors:

Funding

Maintenance:

Maintenance of capital facilities, buildings and infrastructure has an impact on a Department's operating budget, and thus routine maintenance costs for new and ongoing projects are identified in the table below.

	2015	2016	2017	2018	2019	2020	Total
Expected Annual Maintenance	\$0	\$0	\$0	\$0	\$0	\$0	\$0

Maintenance Comments:

Parks and Recreation / Parks

RFP Bond Leasable Shelters

PKS-2014-200

Spending:

Project Phase	Spending To Date	Estimated Spending							Total
		2015	2016	2017	2018	2019	2020	6-Year Total	
Construction	\$0	\$0	\$2,147,976	\$0	\$0	\$0	\$0	\$2,147,976	\$2,147,976
Total	\$0	\$0	\$2,147,976	\$0	\$0	\$0	\$0	\$2,147,976	\$2,147,976

Funding:

Funding Name	Source	Status*	Funding to Date	Estimated Funding						Total
				2015	2016	2017	2018	2019	2020	
RFP Bond	Local	Identified	\$0	\$0	\$2,147,976	\$0	\$0	\$0	\$0	\$2,147,976
Total			\$0	\$0	\$2,147,976	\$0	\$0	\$0	\$0	\$2,147,976

*Status definitions:

- Unidentified: Funding source has not yet been determined
- Identified: Funding source has been found, but not yet requested
- Applied: Grant or loan application has been submitted, or budget has been requested
- Awarded: Grant or loan has been offered but the contract has not yet been signed or budget has not yet been approved by Council
- Encumbered: Project contract has been signed and funds have been allocated to spend on the project

Funding amounts in red reflect sources that are unidentified, identified or anticipated.

Parks and Recreation / Parks

RFP Bond Looff Carrousel

PKS-2014-197

Executive Summary:

Looff Carrousel, visitors center, museum and demo costs.

Project Justification:

Riverfront Park's ability to continue to host major regional events depends on its ability to provide appropriate infrastructure. The development of these events have outpaced Riverfront Park's ability to provide the appropriate infrastructure.

Location:

Riverfront Park

Riverfront Park - Spokane Falls Blvd and Stevens

Project Status:

Active

Proposed pending RFP Bond passage

External Factors:

Funding

Maintenance:

Maintenance of capital facilities, buildings and infrastructure has an impact on a Department's operating budget, and thus routine maintenance costs for new and ongoing projects are identified in the table below.

	2015	2016	2017	2018	2019	2020	Total
Expected Annual Maintenance	\$0	\$0	\$0	\$0	\$0	\$0	\$0

Maintenance Comments:

Parks and Recreation / Parks

RFP Bond Looff Carrousel

PKS-2014-197

Spending:

Project Phase	Spending To Date	Estimated Spending							Total
		2015	2016	2017	2018	2019	2020	6-Year Total	
Construction	\$0	\$0	\$0	\$4,510,461	\$0	\$0	\$0	\$4,510,461	\$4,510,461
Total	\$0	\$0	\$0	\$4,510,461	\$0	\$0	\$0	\$4,510,461	\$4,510,461

Funding:

Funding Name	Source	Status*	Funding to Date	Estimated Funding						Total
				2015	2016	2017	2018	2019	2020	
RFP Bond	Local	Identified	\$0	\$0	\$4,510,461	\$0	\$0	\$0	\$0	\$4,510,461
Total			\$0	\$0	\$4,510,461	\$0	\$0	\$0	\$0	\$4,510,461

*Status definitions:

- Unidentified: Funding source has not yet been determined
- Identified: Funding source has been found, but not yet requested
- Applied: Grant or loan application has been submitted, or budget has been requested
- Awarded: Grant or loan has been offered but the contract has not yet been signed or budget has not yet been approved by Council
- Encumbered: Project contract has been signed and funds have been allocated to spend on the project

Funding amounts in red reflect sources that are unidentified, identified or anticipated.

RFP Bond Public Safety & Improved Access

PKS-2014-198

Executive Summary:

Surface parking, parking garage, and North Drive Extension projects.

Project Justification:

Riverfront Park's ability to continue to host major regional events depends on its ability to provide appropriate infrastructure. The development of these events have outpaced Riverfront Park's ability to provide the appropriate infrastructure.

Location:

Riverfront Park

Riverfront Park - Spokane Falls Blvd and Stevens

Project Status:

Active

Proposed pending RFP Bond passage

External Factors:

Funding

Maintenance:

Maintenance of capital facilities, buildings and infrastructure has an impact on a Department's operating budget, and thus routine maintenance costs for new and ongoing projects are identified in the table below.

	2015	2016	2017	2018	2019	2020	Total
Expected Annual Maintenance	\$0	\$0	\$0	\$0	\$0	\$0	\$0

Maintenance Comments:

Parks and Recreation / Parks

RFP Bond Public Safety & Improved Access

PKS-2014-198

Spending:

Project Phase	Spending To Date	Estimated Spending							Total
		2015	2016	2017	2018	2019	2020	6-Year Total	
Construction	\$0	\$0	\$2,724,618	\$0	\$0	\$0	\$0	\$2,724,618	\$2,724,618
Total	\$0	\$0	\$2,724,618	\$0	\$0	\$0	\$0	\$2,724,618	\$2,724,618

Funding:

Funding Name	Source	Status*	Funding to Date	Estimated Funding						Total
				2015	2016	2017	2018	2019	2020	
RFP Bond	Local	Identified	\$0	\$0	\$2,724,618	\$0	\$0	\$0	\$0	\$2,724,618
Total			\$0	\$0	\$2,724,618	\$0	\$0	\$0	\$0	\$2,724,618

*Status definitions:

- Unidentified: Funding source has not yet been determined
- Identified: Funding source has been found, but not yet requested
- Applied: Grant or loan application has been submitted, or budget has been requested
- Awarded: Grant or loan has been offered but the contract has not yet been signed or budget has not yet been approved by Council
- Encumbered: Project contract has been signed and funds have been allocated to spend on the project

Funding amounts in red reflect sources that are unidentified, identified or anticipated.

Parks and Recreation / Parks

UF - Finch Arboretum Irrigation

PKS-2012-213

Executive Summary:

Automate manual irrigation system

Project Justification:

More efficient and effective watering.

Location:

Finch Arboretum

Finch Arboretum - Woodland Blvd and F

Project Status:

Active

Proposed

External Factors:

N A

Maintenance:

Maintenance of capital facilities, buildings and infrastructure has an impact on a Department's operating budget, and thus routine maintenance costs for new and ongoing projects are identified in the table below.

	2015	2016	2017	2018	2019	2020	Total
Expected Annual Maintenance	\$0	\$0	\$0	\$0	\$0	\$0	\$0

Maintenance Comments:

Parks and Recreation / Parks

UF - Finch Arboretum Irrigation

PKS-2012-213

Spending:

Project Phase	Spending To Date	Estimated Spending							Total
		2015	2016	2017	2018	2019	2020	6-Year Total	
Construction	\$0	\$0	\$0	\$500,000	\$450,000	\$0	\$0	\$950,000	\$950,000
Design	\$0	\$0	\$35,000	\$0	\$0	\$0	\$0	\$35,000	\$35,000
Total	\$0	\$0	\$35,000	\$500,000	\$450,000	\$0	\$0	\$985,000	\$985,000

Funding:

Funding Name	Source	Status*	Funding to Date	Estimated Funding						Total
				2015	2016	2017	2018	2019	2020	
Parks Capital	Local	Identified	\$0	\$0	\$35,000	\$500,000	\$450,000	\$0	\$0	\$985,000
Total			\$0	\$0	\$35,000	\$500,000	\$450,000	\$0	\$0	\$985,000

*Status definitions:

- Unidentified: Funding source has not yet been determined
- Identified: Funding source has been found, but not yet requested
- Applied: Grant or loan application has been submitted, or budget has been requested
- Awarded: Grant or loan has been offered but the contract has not yet been signed or budget has not yet been approved by Council
- Encumbered: Project contract has been signed and funds have been allocated to spend on the project

Funding amounts in red reflect sources that are unidentified, identified or anticipated.

UF - Finch Arboretum Master Plan

PKS-2012-335

Executive Summary:

The Finch Arboretum is a valuable asset to Parks and a plan for future development and maintenance is needed. This project would involve hiring a firm specializing in arboreta to work with Parks staff to develop a master plan

Project Justification:

It is important to have a guide for future improvements to the Arboretum so projects will be congruent with the Arboretums mission.

Location:

Finch Arboretum

Finch Arboretum -Woodland Blvd and F

Project Status:

Active

Proposed

External Factors:

N A

Maintenance:

Maintenance of capital facilities, buildings and infrastructure has an impact on a Department's operating budget, and thus routine maintenance costs for new and ongoing projects are identified in the table below.

	2015	2016	2017	2018	2019	2020	Total
Expected Annual Maintenance	\$0	\$0	\$0	\$0	\$0	\$0	\$0

Maintenance Comments:

Parks and Recreation / Parks

UF - Finch Arboretum Master Plan

PKS-2012-335

Spending:

Project Phase	Spending To Date	Estimated Spending							Total
		2015	2016	2017	2018	2019	2020	6-Year Total	
Planning	\$0	\$0	\$50,000	\$50,000	\$0	\$0	\$0	\$100,000	\$100,000
Total	\$0	\$0	\$50,000	\$50,000	\$0	\$0	\$0	\$100,000	\$100,000

Funding:

Funding Name	Source	Status*	Funding to Date	Estimated Funding						Total
				2015	2016	2017	2018	2019	2020	
Parks Capital	Local	Identified	\$0	\$0	\$50,000	\$50,000	\$0	\$0	\$0	\$100,000
Total			\$0	\$0	\$50,000	\$50,000	\$0	\$0	\$0	\$100,000

*Status definitions:

- Unidentified: Funding source has not yet been determined
- Identified: Funding source has been found, but not yet requested
- Applied: Grant or loan application has been submitted, or budget has been requested
- Awarded: Grant or loan has been offered but the contract has not yet been signed or budget has not yet been approved by Council
- Encumbered: Project contract has been signed and funds have been allocated to spend on the project

Funding amounts in red reflect sources that are unidentified, identified or anticipated.

SPOKANE POLICE DEPARTMENT



SPOKANE POLICE DEPARTMENT

CHIEF OF POLICE
FRANK STRAUB, Ph.D.

Department Goals

The mission of the Spokane Police Department is to demonstrate excellence in policing by working in partnership with the community we serve to:

- 1) Prevent and reduce crime, the fear of crime, and improve the quality of life for our residents and visitors;
- 2) Enforce laws while safeguarding the constitutional rights of all people;
- 3) Provide high quality police services to all of our residents and visitors through integrity, compassion, and a commitment to innovation; and 4) Create an exceptional team of employees.



Contact Information

Frank Straub, Chief

Name	Title	Telephone	email
Tim Schwering	Director of Strategic Initiatives.	509.625.4109	tschwering@spokanepolice.org

Services Provided

The Spokane Police Department provides law enforcement services to the City of Spokane. There are approximately 370 employees at the Department; approximately 275 of these are commissioned police officers. The annual budget of the Spokane Police Department is \$52million and is almost solely funded through the General Fund, which is collected from local property and sales tax.

Background

Patrol officers are responsible for responding to citizen calls to 911 and Crime Check 24 hours a day, 7 days a week. In addition to these citizen calls, which range from domestic violence to vehicle collisions to burglary, officers also conduct self-initiated activity. This includes stops of suspicious people, surveillance of illegal activity, citizen and business contacts, and traffic stops. Patrol assets include K9, Traffic, SWAT, EDU, TAC, HNT, and Dignitary Protection.

Additionally, our Major Crimes Unit investigates serious crimes such as robbery, sex crimes, and homicides.

The Tactical and Strategic Operations Bureau provides investigative support to include the investigation of property crimes and drug crimes. Our Neighborhood Conditions Unit also works out of this bureau, conducting problem-solving at the neighborhood level. Support units in our Business Services Bureau include the Property and Evidence facility, which handles evidence storage for all local area law enforcement; and the Records division, which is responsible for collecting, processing, and protecting all public records filed, including police reports, orders of protection, warrants issued by the courts, and coordinates response to all public disclosure requests.

Finally, the Spokane Police Academy oversees the hiring and training of new and existing SPD personnel, to include the screening of applicants, conducting interviews, background investigations on all SPD applicants, advising on hiring commissioned personnel, and assisting and coordinating the on-going training of existing personnel, including training at the Spokane Regional Firearms Range, which is utilized by local and federal regional law enforcement.

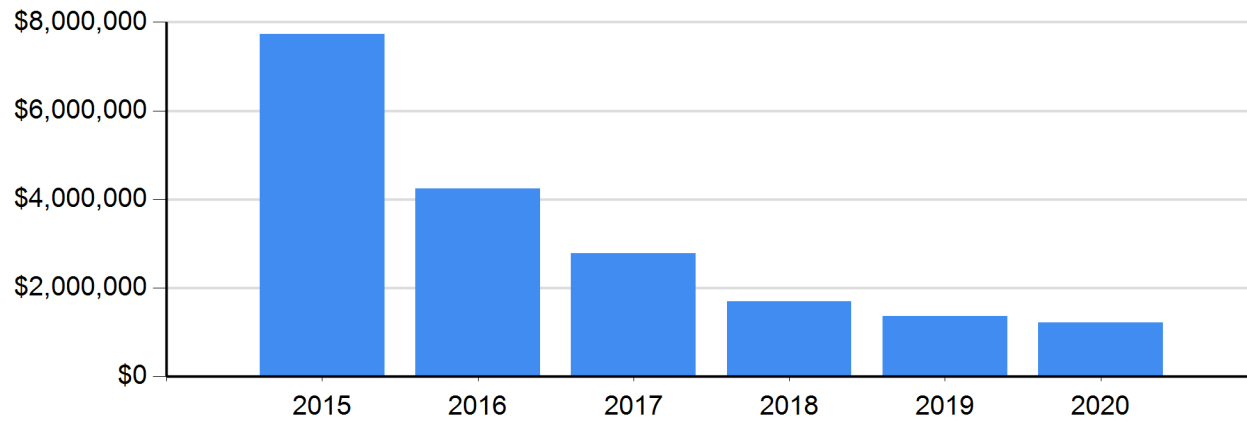
Level of Service Standard

The City of Spokane's Comprehensive Plan states the level of service standard is 1.5 officers per 1000 citizens.

Spending by Category Summary

Police

Category	2015	2016	2017	2018	2019	2020	Total
Police Department	\$7,730,000	\$4,235,400	\$2,784,000	\$1,688,000	\$1,363,000	\$1,213,000	\$19,013,400
Total	\$7,730,000	\$4,235,400	\$2,784,000	\$1,688,000	\$1,363,000	\$1,213,000	\$19,013,400



Funding Summary by Project

Police







Project Name	Funding Source	To Date	2015	2016	2017	2018	2019	2020	Project Total
CAD/RMS/AFR	County	\$0	\$1,340,000	\$95,000	\$0	\$0	\$0	\$0	\$1,435,000
	County 911	\$0	\$1,530,000	\$75,000	\$0	\$0	\$0	\$0	\$1,605,000
	SRECS	\$0	\$1,930,000	\$0	\$0	\$0	\$0	\$0	\$1,930,000
	Unknown	\$0	\$1,340,000	\$95,000	\$0	\$0	\$0	\$0	\$1,435,000
	Total	\$0	\$6,140,000	\$265,000	\$0	\$0	\$0	\$0	\$6,405,000
Department Guns	Unknown	\$0	\$0	\$140,000	\$70,000	\$70,000	\$70,000	\$70,000	\$420,000
	Total	\$0	\$0	\$140,000	\$70,000	\$70,000	\$70,000	\$70,000	\$420,000
Downtown Cameras	Unknown	\$0	\$0	\$110,000	\$0	\$0	\$0	\$0	\$110,000
	Total	\$0	\$0	\$110,000	\$0	\$0	\$0	\$0	\$110,000
EDU Bombsuits	Unknown	\$0	\$0	\$25,000	\$25,000	\$0	\$25,000	\$0	\$75,000
	Total	\$0	\$0	\$25,000	\$25,000	\$0	\$25,000	\$0	\$75,000
EDU Diagnostic Imaging Equipment	Unknown	\$0	\$0	\$75,000	\$0	\$0	\$0	\$0	\$75,000
	Total	\$0	\$0	\$75,000	\$0	\$0	\$0	\$0	\$75,000
EDU Robot Refurbishment and Cutting Unit	Unknown	\$0	\$0	\$162,000	\$0	\$0	\$0	\$0	\$162,000
	Total	\$0	\$0	\$162,000	\$0	\$0	\$0	\$0	\$162,000
EDU Total Containment Vessel	Unknown	\$0	\$0	\$0	\$200,000	\$0	\$0	\$0	\$200,000
	Total	\$0	\$0	\$0	\$200,000	\$0	\$0	\$0	\$200,000
Fleet	Public Safety fund	\$767,000	\$1,000,000	\$1,000,000	\$1,000,000	\$1,000,000	\$1,000,000	\$1,000,000	\$6,000,000
	Unknown	\$0	\$0	\$820,000	\$0	\$80,000	\$0	\$0	\$900,000
	Total	\$767,000	\$1,000,000	\$1,820,000	\$1,000,000	\$1,080,000	\$1,000,000	\$1,000,000	\$6,900,000
Hostage Motorhome	Police Fleet Project	\$0	\$0	\$0	\$0	\$0	\$0	\$0	\$0
	Total	\$0	\$0	\$0	\$0	\$0	\$0	\$0	\$0
Hostage Sprinter Van & Throw Phone	Police Fleet Project	\$0	\$0	\$0	\$0	\$0	\$0	\$0	\$0
	Total	\$0	\$0	\$0	\$0	\$0	\$0	\$0	\$0
K-9 Dog Replacements	Unknown	\$0	\$0	\$26,000	\$13,000	\$13,000	\$13,000	\$13,000	\$78,000
	Total	\$0	\$0	\$26,000	\$13,000	\$13,000	\$13,000	\$13,000	\$78,000

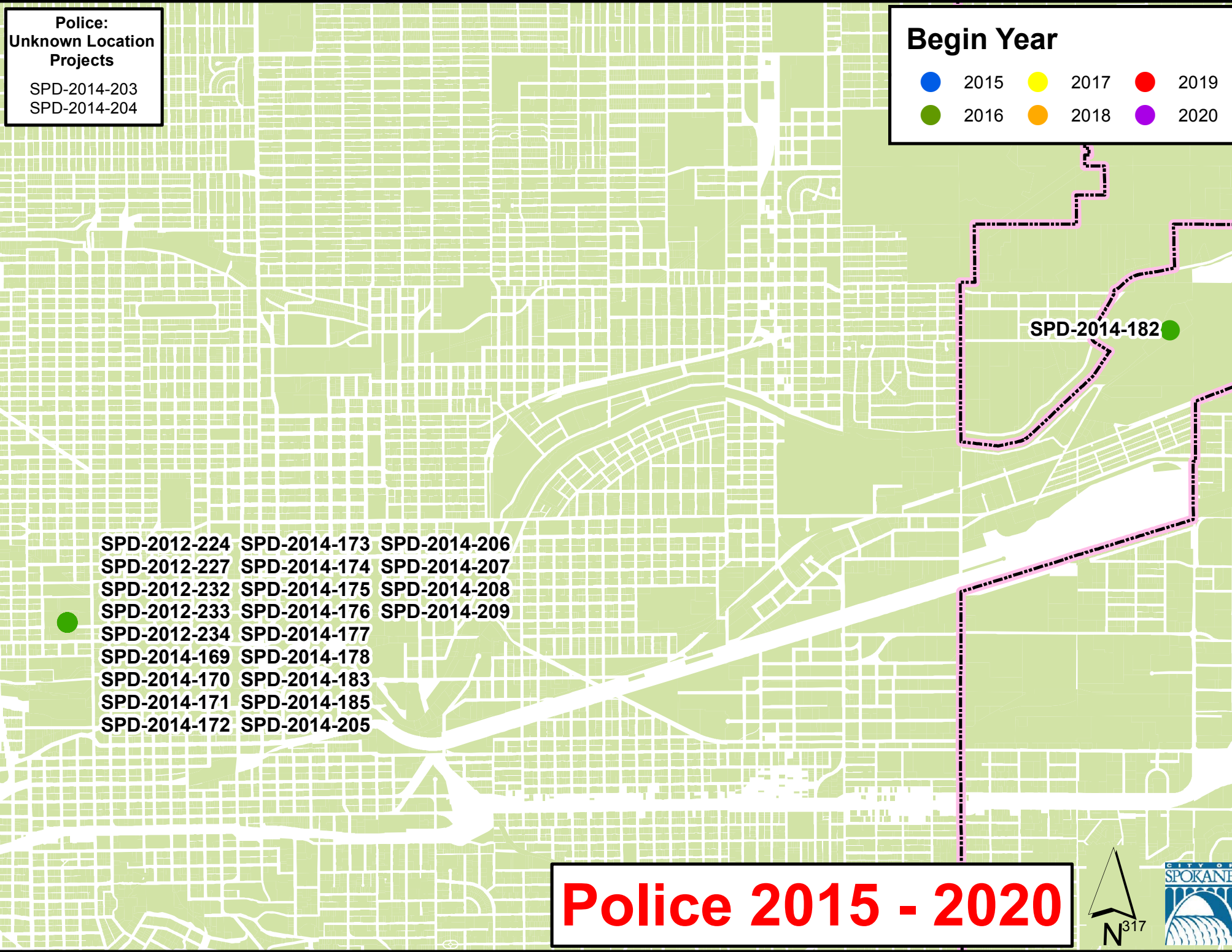
Project Name	Funding Source	To Date	2015	2016	2017	2018	2019	2020	Project Total
Patrol Communications	Unknown	\$0	\$0	\$150,000	\$75,000	\$75,000	\$75,000	\$75,000	\$450,000
	Total	\$0	\$0	\$150,000	\$75,000	\$75,000	\$75,000	\$75,000	\$450,000
Patrol Rugged Laptops	Public Safety Fund	\$0	\$350,000	\$345,000	\$470,000	\$270,000	\$0	\$0	\$1,435,000
	Total	\$0	\$350,000	\$345,000	\$470,000	\$270,000	\$0	\$0	\$1,435,000
Radios	Public Safety Fund	\$0	\$180,000	\$180,000	\$180,000	\$180,000	\$180,000	\$0	\$900,000
	Total	\$0	\$180,000	\$180,000	\$180,000	\$180,000	\$180,000	\$0	\$900,000
SWAT Guns	Unknown	\$0	\$0	\$103,400	\$0	\$0	\$0	\$0	\$103,400
	Total	\$0	\$0	\$103,400	\$0	\$0	\$0	\$0	\$103,400
SWAT Protective Electronics	Unknown	\$0	\$0	\$120,000	\$0	\$0	\$0	\$0	\$120,000
	Total	\$0	\$0	\$120,000	\$0	\$0	\$0	\$0	\$120,000
SWAT Protective Gear	Unknown	\$0	\$0	\$51,000	\$151,000	\$0	\$0	\$55,000	\$257,000
	Total	\$0	\$0	\$51,000	\$151,000	\$0	\$0	\$55,000	\$257,000
SWAT Protective Vehicles	Unknown	\$0	\$0	\$550,000	\$600,000	\$0	\$0	\$0	\$1,150,000
	Total	\$0	\$0	\$550,000	\$600,000	\$0	\$0	\$0	\$1,150,000
SWAT Support Vehicles	Police Fleet Project	\$0	\$0	\$0	\$0	\$0	\$0	\$0	\$0
	Total	\$0	\$0	\$0	\$0	\$0	\$0	\$0	\$0
TAC Unit-Protective Gear	Unknown	\$0	\$0	\$63,000	\$0	\$0	\$0	\$0	\$63,000
	Total	\$0	\$0	\$63,000	\$0	\$0	\$0	\$0	\$63,000
TAC Unit-Vehicles	Police Fleet Project	\$0	\$0	\$0	\$0	\$0	\$0	\$0	\$0
	Total	\$0	\$0	\$0	\$0	\$0	\$0	\$0	\$0
Tactical Operatons-Undercover Vehicles	Police Fleet Project	\$0	\$0	\$0	\$0	\$0	\$0	\$0	\$0
	Total	\$0	\$0	\$0	\$0	\$0	\$0	\$0	\$0
TARU Unit-Automated License Plate Readers	JAG Grant	\$40,000	\$60,000	\$0	\$0	\$0	\$0	\$0	\$60,000
	Total	\$40,000	\$60,000	\$0	\$0	\$0	\$0	\$0	\$60,000
Traffic Motorcycles and Gear	Police Fleet Project	\$0	\$0	\$0	\$0	\$0	\$0	\$0	\$0
	Total	\$0	\$0	\$0	\$0	\$0	\$0	\$0	\$0
Traffic Unit-Radars & Lidars	Unknown	\$0	\$0	\$50,000	\$0	\$0	\$0	\$0	\$50,000
	Total	\$0	\$0	\$50,000	\$0	\$0	\$0	\$0	\$50,000
Category Total		\$807,000	\$7,730,000	\$4,235,400	\$2,784,000	\$1,688,000	\$1,363,000	\$1,213,000	\$19,013,400
Department Total		\$807,000	\$7,730,000	\$4,235,400	\$2,784,000	\$1,688,000	\$1,363,000	\$1,213,000	\$19,013,400

Spokane Police Department Project Reports

**Police:
Unknown Location
Projects**
SPD-2014-203
SPD-2014-204

Begin Year

 2015	 2017	 2019
 2016	 2018	 2020



SPD-2012-224 SPD-2014-173 SPD-2014-206
SPD-2012-227 SPD-2014-174 SPD-2014-207
SPD-2012-232 SPD-2014-175 SPD-2014-208
SPD-2012-233 SPD-2014-176 SPD-2014-209
SPD-2012-234 SPD-2014-177
SPD-2014-169 SPD-2014-178
SPD-2014-170 SPD-2014-183
SPD-2014-171 SPD-2014-185
SPD-2014-172 SPD-2014-205

Police 2015 - 2020



Police / ---

CAD/RMS/AFR

SPD-2012-227

Executive Summary:

The CAD/RMS/AFR system is a joint software system that is the main database used by both officers and civilian personnel. This system is the lifeline for data storage and transmittal for necessary law enforcement data.

Project Justification:

This system is the main infrastructure for communicating data to officers in the field. This is how they access data regarding 911 calls and obtaining data regarding suspect, vehicle, and victim info. The current technology is almost 20 years old and is extremely outdated. It needs to be replaced before it fails; additionally, the newer technology will be more efficient and improve effectiveness.

Location:

Other Location

1100 W Mallon, Spokane, WA 99260

Project Status:

Active

RFP sent out.

External Factors:

Maintenance:

Maintenance of capital facilities, buildings and infrastructure has an impact on a Department's operating budget, and thus routine maintenance costs for new and ongoing projects are identified in the table below.

	2015	2016	2017	2018	2019	2020	Total
Expected Annual Maintenance	\$0	\$330,000	\$330,000	\$330,000	\$330,000	\$330,000	\$6,600,000

Maintenance Comments:

This system will cost more in maintenance than the current system, largely due to the age of the current system. Rather than pay maintenance costs we typically have to pay costs for upgrades to the current system, which are not considered part of annual maintenance.

Police / ---

CAD/RMS/AFR

SPD-2012-227

Spending:

Project Phase	Spending To Date	Estimated Spending							Total
		2015	2016	2017	2018	2019	2020	6-Year Total	
Planning	\$0	\$140,000	\$0	\$0	\$0	\$0	\$0	\$140,000	\$140,000
Purchases	\$0	\$6,000,000	\$265,000	\$0	\$0	\$0	\$0	\$6,265,000	\$6,265,000
Total	\$0	\$6,140,000	\$265,000	\$0	\$0	\$0	\$0	\$6,405,000	\$6,405,000

Funding:

Funding Name	Source	Status*	Funding to Date	Estimated Funding						Total
				2015	2016	2017	2018	2019	2020	
County	---	Unidentified	\$0	\$1,340,000	\$95,000	\$0	\$0	\$0	\$0	\$1,435,000
County 911	---	Unidentified	\$0	\$1,530,000	\$75,000	\$0	\$0	\$0	\$0	\$1,605,000
SRECS	---	Unidentified	\$0	\$1,930,000	\$0	\$0	\$0	\$0	\$0	\$1,930,000
Unknown	---	Unidentified	\$0	\$1,340,000	\$95,000	\$0	\$0	\$0	\$0	\$1,435,000
Total			\$0	\$6,140,000	\$265,000	\$0	\$0	\$0	\$0	\$6,405,000

*Status definitions:

- Unidentified: Funding source has not yet been determined
- Identified: Funding source has been found, but not yet requested
- Applied: Grant or loan application has been submitted, or budget has been requested
- Awarded: Grant or loan has been offered but the contract has not yet been signed or budget has not yet been approved by Council
- Encumbered: Project contract has been signed and funds have been allocated to spend on the project

Funding amounts in red reflect sources that are unidentified, identified or anticipated.

Police / ---

Department Guns

SPD-2014-182

Executive Summary:

Shotgun, Rifle & Handgun replacements. Annual needs not currently being met.

Project Justification:

Necessary equipment and tools for essential functions of SPD.

Location:

2302 North Waterworks

Academy

Project Status:

Active

Active

External Factors:

Maintenance:

Maintenance of capital facilities, buildings and infrastructure has an impact on a Department's operating budget, and thus routine maintenance costs for new and ongoing projects are identified in the table below.

	2015	2016	2017	2018	2019	2020	Total
Expected Annual Maintenance	\$5,000	\$5,000	\$5,000	\$5,000	\$5,000	\$5,000	\$30,000

Maintenance Comments:

Police / ---

Department Guns

SPD-2014-182

Spending:

Project Phase	Spending To Date	Estimated Spending							Total
		2015	2016	2017	2018	2019	2020	6-Year Total	
Purchases	\$0	\$0	\$140,000	\$70,000	\$70,000	\$70,000	\$70,000	\$420,000	\$420,000
Total	\$0	\$0	\$140,000	\$70,000	\$70,000	\$70,000	\$70,000	\$420,000	\$420,000

Funding:

Funding Name	Source	Status*	Funding to Date	Estimated Funding						Total
				2015	2016	2017	2018	2019	2020	
Unknown	---	Unidentified	\$0	\$0	\$140,000	\$70,000	\$70,000	\$70,000	\$70,000	\$420,000
Total			\$0	\$0	\$140,000	\$70,000	\$70,000	\$70,000	\$70,000	\$420,000

*Status definitions:

- Unidentified: Funding source has not yet been determined
- Identified: Funding source has been found, but not yet requested
- Applied: Grant or loan application has been submitted, or budget has been requested
- Awarded: Grant or loan has been offered but the contract has not yet been signed or budget has not yet been approved by Council
- Encumbered: Project contract has been signed and funds have been allocated to spend on the project

Funding amounts in red reflect sources that are unidentified, identified or anticipated.

Police / ---

Downtown Cameras

SPD-2014-169

Executive Summary:

Downtown camera project video system monitoring.

Project Justification:

Video used for crime fighting measures.

Location:

Other Location

Downtown

Project Status:

Active

Planning

External Factors:

Infrastructure development and funding; servers & bandwidth. Partnership development with businesses.

Maintenance:

Maintenance of capital facilities, buildings and infrastructure has an impact on a Department's operating budget, and thus routine maintenance costs for new and ongoing projects are identified in the table below.

	2015	2016	2017	2018	2019	2020	Total
Expected Annual Maintenance	\$0	\$10,000	\$10,000	\$10,000	\$10,000	\$10,000	\$50,000

Maintenance Comments:

Police / ---

Downtown Cameras

SPD-2014-169

Spending:

Project Phase	Spending To Date	Estimated Spending							Total
		2015	2016	2017	2018	2019	2020	6-Year Total	
Purchases	\$0	\$0	\$110,000	\$0	\$0	\$0	\$0	\$110,000	\$110,000
Total	\$0	\$0	\$110,000	\$0	\$0	\$0	\$0	\$110,000	\$110,000

Funding:

Funding Name	Source	Status*	Funding to Date	Estimated Funding						Total
				2015	2016	2017	2018	2019	2020	
Unknown	Local	Unidentified	\$0	\$0	\$110,000	\$0	\$0	\$0	\$0	\$110,000
Total			\$0	\$0	\$110,000	\$0	\$0	\$0	\$0	\$110,000

*Status definitions:

- Unidentified: Funding source has not yet been determined
- Identified: Funding source has been found, but not yet requested
- Applied: Grant or loan application has been submitted, or budget has been requested
- Awarded: Grant or loan has been offered but the contract has not yet been signed or budget has not yet been approved by Council
- Encumbered: Project contract has been signed and funds have been allocated to spend on the project

Funding amounts in red reflect sources that are unidentified, identified or anticipated.

Police / ---

EDU Bombsuits

SPD-2014-170

Executive Summary:

Bombsuit replacement needed every other year.

Project Justification:

Protective Gear for bomb team.

Location:

1100 West Mallon

1100 West Mallon

Project Status:

Active

Active

External Factors:

Maintenance:

Maintenance of capital facilities, buildings and infrastructure has an impact on a Department's operating budget, and thus routine maintenance costs for new and ongoing projects are identified in the table below.

	2015	2016	2017	2018	2019	2020	Total
Expected Annual Maintenance	\$0	\$0	\$0	\$0	\$0	\$0	\$0

Maintenance Comments:

Police / ---

EDU Bombsuits

SPD-2014-170

Spending:

Project Phase	Spending To Date	Estimated Spending							Total
		2015	2016	2017	2018	2019	2020	6-Year Total	
---	\$0	\$0	\$25,000	\$25,000	\$0	\$25,000	\$0	\$75,000	\$75,000
Total	\$0	\$0	\$25,000	\$25,000	\$0	\$25,000	\$0	\$75,000	\$75,000

Funding:

Funding Name	Source	Status*	Funding to Date	Estimated Funding						Total
				2015	2016	2017	2018	2019	2020	
Unknown	---	Unidentified	\$0	\$0	\$25,000	\$25,000	\$0	\$25,000	\$0	\$75,000
Total			\$0	\$0	\$25,000	\$25,000	\$0	\$25,000	\$0	\$75,000

*Status definitions:

- Unidentified: Funding source has not yet been determined
- Identified: Funding source has been found, but not yet requested
- Applied: Grant or loan application has been submitted, or budget has been requested
- Awarded: Grant or loan has been offered but the contract has not yet been signed or budget has not yet been approved by Council
- Encumbered: Project contract has been signed and funds have been allocated to spend on the project

Funding amounts in red reflect sources that are unidentified, identified or anticipated.

Police / ---

EDU Diagnostic Imaging Equipment

SPD-2012-233

Executive Summary:

The Explosive Disposal Unit, or EDU, is responsible for responding to suspicious devices that may be incendiary or explosive in nature. The diagnostic imaging equipment uses x-ray technology to be able to examine these devices to determine the threat level and ascertain if disruption is appropriate

Project Justification:

This project is necessary to remain certified by the FBI and to ensure EDU is able to perform basic diagnostics, which is the first tier of response. The technology associated with this equipment evolves quite rapidly and requires replacement to remain current. For example, the x-ray technology used now is digital and the old film technology is outdated. The supplies for film production are no longer available, so it is essential the equipment be upgraded to stay current.

Location:

Other Location

1100 W Mallon, Spokane, WA 99260

Project Status:

Active

On-going

External Factors:

A funding source has not been identified for this project at this time.

Maintenance:

Maintenance of capital facilities, buildings and infrastructure has an impact on a Department's operating budget, and thus routine maintenance costs for new and ongoing projects are identified in the table below.

	2015	2016	2017	2018	2019	2020	Total
Expected Annual Maintenance	\$0	\$0	\$0	\$0	\$0	\$0	\$0

Maintenance Comments:

Police / ---

EDU Diagnostic Imaging Equipment

SPD-2012-233

Spending:

Project Phase	Spending To Date	Estimated Spending							Total
		2015	2016	2017	2018	2019	2020	6-Year Total	
Purchases	\$0	\$0	\$75,000	\$0	\$0	\$0	\$0	\$75,000	\$75,000
Total	\$0	\$0	\$75,000	\$0	\$0	\$0	\$0	\$75,000	\$75,000

Funding:

Funding Name	Source	Status*	Funding to Date	Estimated Funding						Total
				2015	2016	2017	2018	2019	2020	
Unknown	---	Unidentified	\$0	\$0	\$75,000	\$0	\$0	\$0	\$0	\$75,000
Total			\$0	\$0	\$75,000	\$0	\$0	\$0	\$0	\$75,000

*Status definitions:

- Unidentified: Funding source has not yet been determined
- Identified: Funding source has been found, but not yet requested
- Applied: Grant or loan application has been submitted, or budget has been requested
- Awarded: Grant or loan has been offered but the contract has not yet been signed or budget has not yet been approved by Council
- Encumbered: Project contract has been signed and funds have been allocated to spend on the project

Funding amounts in red reflect sources that are unidentified, identified or anticipated.

Police / ---

EDU Robot Refurbishment and Cutting Unit

SPD-2012-232

Executive Summary:

The EDU robot works remotely to approach potentially explosive devices and can travel places it is unsafe for officers to go. This robot may also be used in hostage or other high risk situations to evaluate the situation.

Project Justification:

The robot is equipped with long range visual devices to include audio and video as well as infrared video. This project would replace aging electrical items of the robot to ensure it continues to achieve maximum operability as well as upgrade/replace the computer and camera electronics. Total replacement of the EDU robot is very expensive (excess of \$250,000), but since it is a crucial piece of equipment, it is more cost effective to refurbish or upgrade the existing parts of the robot to achieve a more useful lifespan.

Location:

Other Location
 1100 W Mallon, Spokane, WA 99260

Project Status:

Active
 On-going

External Factors:

Funding for this project has not been identified.

Maintenance:

Maintenance of capital facilities, buildings and infrastructure has an impact on a Department's operating budget, and thus routine maintenance costs for new and ongoing projects are identified in the table below.

	2015	2016	2017	2018	2019	2020	Total
Expected Annual Maintenance	\$0	\$0	\$0	\$0	\$0	\$0	\$0

Maintenance Comments:

Police / ---

EDU Robot Refurbishment and Cutting Unit

SPD-2012-232

Spending:

Project Phase	Spending To Date	Estimated Spending						6-Year Total	Total
		2015	2016	2017	2018	2019	2020		
Purchases	\$0	\$0	\$162,000	\$0	\$0	\$0	\$0	\$162,000	\$162,000
Total	\$0	\$0	\$162,000	\$0	\$0	\$0	\$0	\$162,000	\$162,000

Funding:

Funding Name	Source	Status*	Funding to Date	Estimated Funding						Total
				2015	2016	2017	2018	2019	2020	
Unknown	---	Unidentified	\$0	\$0	\$162,000	\$0	\$0	\$0	\$0	\$162,000
Total			\$0	\$0	\$162,000	\$0	\$0	\$0	\$0	\$162,000

*Status definitions:

- Unidentified: Funding source has not yet been determined
- Identified: Funding source has been found, but not yet requested
- Applied: Grant or loan application has been submitted, or budget has been requested
- Awarded: Grant or loan has been offered but the contract has not yet been signed or budget has not yet been approved by Council
- Encumbered: Project contract has been signed and funds have been allocated to spend on the project

Funding amounts in red reflect sources that are unidentified, identified or anticipated.

Police / ---

EDU Total Containment Vessel

SPD-2012-234

Executive Summary:

The EDU Total Containment Vessel is used to house and transport devices that have been deemed explosive in nature and need to be disrupted where disruption would not be feasible in the device's current location.

Project Justification:

The Explosive Disposal Unit, or EDU, is responsible for responding to suspicious devices that may be incendiary or explosive in nature. The Vessel can withstand a certain amount of blast should the device detonate during transport. The Vessel can also be used with certain Weapons of Mass Destruction that are chemical in nature, such as dirty bombs, as it will vent the gases. The current Total Containment Vessel will be over 25 years old at time of replacement. In order to prevent the disruption of explosive devices in an area where detonation could jeopardize citizen safety, it is important to have a functioning Total Containment Vessel.

Location:

1100 West Mallon
 1100 W Mallon, Spokane, WA 99260

Project Status:

Active
 On-going

External Factors:

A funding source has not been identified for this project.

Maintenance:

Maintenance of capital facilities, buildings and infrastructure has an impact on a Department's operating budget, and thus routine maintenance costs for new and ongoing projects are identified in the table below.

	2015	2016	2017	2018	2019	2020	Total
Expected Annual Maintenance	\$0	\$0	\$0	\$0	\$0	\$0	\$0

Maintenance Comments:

Police / ---

EDU Total Containment Vessel

SPD-2012-234

Spending:

Project Phase	Spending To Date	Estimated Spending							Total
		2015	2016	2017	2018	2019	2020	6-Year Total	
Purchases	\$0	\$0	\$0	\$200,000	\$0	\$0	\$0	\$200,000	\$200,000
Total	\$0	\$0	\$0	\$200,000	\$0	\$0	\$0	\$200,000	\$200,000

Funding:

Funding Name	Source	Status*	Funding to Date	Estimated Funding						Total
				2015	2016	2017	2018	2019	2020	
Unknown	Local	Unidentified	\$0	\$0	\$0	\$200,000	\$0	\$0	\$0	\$200,000
Total			\$0	\$0	\$0	\$200,000	\$0	\$0	\$0	\$200,000

*Status definitions:

- Unidentified: Funding source has not yet been determined
- Identified: Funding source has been found, but not yet requested
- Applied: Grant or loan application has been submitted, or budget has been requested
- Awarded: Grant or loan has been offered but the contract has not yet been signed or budget has not yet been approved by Council
- Encumbered: Project contract has been signed and funds have been allocated to spend on the project

Funding amounts in red reflect sources that are unidentified, identified or anticipated.

Police / ---

Fleet

SPD-2012-224

Executive Summary:

The SPD Fleet is composed of patrol vehicles, traffic motorcycles, detective and administrative vehicles, undercover cars, and speciality unit vehicles. These vehicles support the underlying job function of providing law enforcement services to the public.

Project Justification:

Our motor vehicles are a necessary piece of equipment for department personnel to complete job functions. Patrol vehicles run 24/7/365 and therefore need to be replaced more frequently than normal vehicles. Additionally, there is the cost of commissioning the vehicle with equipment: light bars, shields, push bars, sirens, radios, computers, gun racks, etc.

Location:

Other Location

1100 W Mallon, Spokane WA 99260

Project Status:

Active

On-going

External Factors:

Maintenance:

Maintenance of capital facilities, buildings and infrastructure has an impact on a Department's operating budget, and thus routine maintenance costs for new and ongoing projects are identified in the table below.

	2015	2016	2017	2018	2019	2020	Total
Expected Annual Maintenance	\$0	\$2,000,000	\$2,000,000	\$2,000,000	\$2,000,000	\$2,000,000	\$20,000,000

Maintenance Comments:

Police / ---

Fleet

SPD-2012-224

Spending:

Project Phase	Spending To Date	Estimated Spending							Total
		2015	2016	2017	2018	2019	2020	6-Year Total	
Purchases	\$767,000	\$1,000,000	\$1,000,000	\$1,000,000	\$1,000,000	\$1,000,000	\$1,000,000	\$6,000,000	\$6,767,000
Purchases	\$0	\$0	\$820,000	\$0	\$80,000	\$0	\$0	\$900,000	\$900,000
Total	\$767,000	\$1,000,000	\$1,820,000	\$1,000,000	\$1,080,000	\$1,000,000	\$1,000,000	\$6,900,000	\$7,667,000

Funding:

Funding Name	Source	Status*	Funding to Date	Estimated Funding						Total
				2015	2016	2017	2018	2019	2020	
Public Safety fund	---	Identified	\$767,000	\$1,000,000	\$1,000,000	\$1,000,000	\$1,000,000	\$1,000,000	\$1,000,000	\$6,767,000
Unknown	---	Unidentified	\$0	\$0	\$820,000	\$0	\$80,000	\$0	\$0	\$900,000
Total			\$767,000	\$1,000,000	\$1,820,000	\$1,000,000	\$1,080,000	\$1,000,000	\$1,000,000	\$7,667,000

*Status definitions:

- Unidentified: Funding source has not yet been determined
- Identified: Funding source has been found, but not yet requested
- Applied: Grant or loan application has been submitted, or budget has been requested
- Awarded: Grant or loan has been offered but the contract has not yet been signed or budget has not yet been approved by Council
- Encumbered: Project contract has been signed and funds have been allocated to spend on the project

Funding amounts in red reflect sources that are unidentified, identified or anticipated.

Police / ---

Hostage Motorhome

SPD-2014-204

Executive Summary:

Replace 1999 hostage motor home.

Project Justification:

The current motor home is used for suicidal call outs, barricaded subjects, other various crisis intervention situations and command posts.

Location:

Other Location

Varies

Project Status:

Active

The costs for this project are embedded into the 'Fleet' item. This entry remains to provide a full description of the vehicle.

External Factors:

Maintenance:

Maintenance of capital facilities, buildings and infrastructure has an impact on a Department's operating budget, and thus routine maintenance costs for new and ongoing projects are identified in the table below.

	2015	2016	2017	2018	2019	2020	Total
Expected Annual Maintenance	\$1,000	\$1,000	\$1,000	\$1,000	\$1,000	\$1,000	\$6,000

Maintenance Comments:

Police / ---

Hostage Motorhome

SPD-2014-204

Spending:

Project Phase	Spending To Date	Estimated Spending							Total
		2015	2016	2017	2018	2019	2020	6-Year Total	
Purchases	\$0	\$0	\$0	\$0	\$0	\$0	\$0	\$0	\$0
Total	\$0	\$0	\$0	\$0	\$0	\$0	\$0	\$0	\$0

Funding:

Funding Name	Source	Status*	Funding to Date	Estimated Funding						Total
				2015	2016	2017	2018	2019	2020	
Police Fleet Project	---	Unidentified	\$0	\$0	\$0	\$0	\$0	\$0	\$0	\$0
Total			\$0	\$0	\$0	\$0	\$0	\$0	\$0	\$0

*Status definitions:

- Unidentified: Funding source has not yet been determined
- Identified: Funding source has been found, but not yet requested
- Applied: Grant or loan application has been submitted, or budget has been requested
- Awarded: Grant or loan has been offered but the contract has not yet been signed or budget has not yet been approved by Council
- Encumbered: Project contract has been signed and funds have been allocated to spend on the project

Funding amounts in red reflect sources that are unidentified, identified or anticipated.

Police / ---

Hostage Sprinter Van & Throw Phone

SPD-2014-203

Executive Summary:

Quick Response Vehicle for crisis situations.

Project Justification:

Used for multiple call out situations; reduces wear and tear on motor home, reduces overtime, and increases response time for hostage situations.

Location:

Other Location

Varies

Project Status:

Active

The costs for this project are embedded into the 'Fleet' item. This entry remains to provide a full description of the vehicle.

External Factors:

Maintenance:

Maintenance of capital facilities, buildings and infrastructure has an impact on a Department's operating budget, and thus routine maintenance costs for new and ongoing projects are identified in the table below.

	2015	2016	2017	2018	2019	2020	Total
Expected Annual Maintenance	\$2,000	\$2,000	\$2,000	\$2,000	\$2,000	\$2,000	\$12,000

Maintenance Comments:

Police / ---

Hostage Sprinter Van & Throw Phone

SPD-2014-203

Spending:

Project Phase	Spending To Date	Estimated Spending							Total
		2015	2016	2017	2018	2019	2020	6-Year Total	
Purchases	\$0	\$0	\$0	\$0	\$0	\$0	\$0	\$0	\$0
Total	\$0	\$0	\$0	\$0	\$0	\$0	\$0	\$0	\$0

Funding:

Funding Name	Source	Status*	Funding to Date	Estimated Funding						Total
				2015	2016	2017	2018	2019	2020	
Police Fleet Project	---	Unidentified	\$0	\$0	\$0	\$0	\$0	\$0	\$0	\$0
Total			\$0	\$0	\$0	\$0	\$0	\$0	\$0	\$0

*Status definitions:

- Unidentified: Funding source has not yet been determined
- Identified: Funding source has been found, but not yet requested
- Applied: Grant or loan application has been submitted, or budget has been requested
- Awarded: Grant or loan has been offered but the contract has not yet been signed or budget has not yet been approved by Council
- Encumbered: Project contract has been signed and funds have been allocated to spend on the project

Funding amounts in red reflect sources that are unidentified, identified or anticipated.

Police / ---

K-9 Dog Replacements

SPD-2014-171

Executive Summary:

Replace K-9's on regular basis

Project Justification:

Necessary police equipment.

Location:

1100 West Mallon

Varies

Project Status:

Active

Active

External Factors:

Maintenance:

Maintenance of capital facilities, buildings and infrastructure has an impact on a Department's operating budget, and thus routine maintenance costs for new and ongoing projects are identified in the table below.

	2015	2016	2017	2018	2019	2020	Total
Expected Annual Maintenance	\$0	\$0	\$0	\$0	\$0	\$0	\$0

Maintenance Comments:

Police / ---

K-9 Dog Replacements

SPD-2014-171

Spending:

Project Phase	Spending To Date	Estimated Spending							Total
		2015	2016	2017	2018	2019	2020	6-Year Total	
Purchases	\$0	\$0	\$26,000	\$13,000	\$13,000	\$13,000	\$13,000	\$78,000	\$78,000
Total	\$0	\$0	\$26,000	\$13,000	\$13,000	\$13,000	\$13,000	\$78,000	\$78,000

Funding:

Funding Name	Source	Status*	Funding to Date	Estimated Funding						Total
				2015	2016	2017	2018	2019	2020	
Unknown	---	Unidentified	\$0	\$0	\$26,000	\$13,000	\$13,000	\$13,000	\$13,000	\$78,000
Total			\$0	\$0	\$26,000	\$13,000	\$13,000	\$13,000	\$13,000	\$78,000

*Status definitions:

- Unidentified: Funding source has not yet been determined
- Identified: Funding source has been found, but not yet requested
- Applied: Grant or loan application has been submitted, or budget has been requested
- Awarded: Grant or loan has been offered but the contract has not yet been signed or budget has not yet been approved by Council
- Encumbered: Project contract has been signed and funds have been allocated to spend on the project

Funding amounts in red reflect sources that are unidentified, identified or anticipated.

Police / ---

Patrol Communications

SPD-2014-183

Executive Summary:

Funds backup up and required equipment in patrol cars. Back up cellphones, air cards, and Sector Printers. Items not included in regular budget and some are previously grant funded.

Project Justification:

Necessary equipment for patrol and grant funds no longer available.

Location:

1100 West Mallon

1100 West Mallon

Project Status:

Active

Active

External Factors:

Maintenance:

Maintenance of capital facilities, buildings and infrastructure has an impact on a Department's operating budget, and thus routine maintenance costs for new and ongoing projects are identified in the table below.

	2015	2016	2017	2018	2019	2020	Total
Expected Annual Maintenance	\$0	\$0	\$0	\$0	\$0	\$0	\$0

Maintenance Comments:

Police / ---

Patrol Communications

SPD-2014-183

Spending:

Project Phase	Spending To Date	Estimated Spending							Total
		2015	2016	2017	2018	2019	2020	6-Year Total	
Purchases	\$0	\$0	\$150,000	\$75,000	\$75,000	\$75,000	\$75,000	\$450,000	\$450,000
Total	\$0	\$0	\$150,000	\$75,000	\$75,000	\$75,000	\$75,000	\$450,000	\$450,000

Funding:

Funding Name	Source	Status*	Funding to Date	Estimated Funding						Total
				2015	2016	2017	2018	2019	2020	
Unknown	---	Unidentified	\$0	\$0	\$150,000	\$75,000	\$75,000	\$75,000	\$75,000	\$450,000
Total			\$0	\$0	\$150,000	\$75,000	\$75,000	\$75,000	\$75,000	\$450,000

*Status definitions:

- Unidentified: Funding source has not yet been determined
- Identified: Funding source has been found, but not yet requested
- Applied: Grant or loan application has been submitted, or budget has been requested
- Awarded: Grant or loan has been offered but the contract has not yet been signed or budget has not yet been approved by Council
- Encumbered: Project contract has been signed and funds have been allocated to spend on the project

Funding amounts in red reflect sources that are unidentified, identified or anticipated.

Police / ---

Patrol Rugged Laptops

SPD-2014-172

Executive Summary:

Replace Laptops and provide one for each commissioned member.

Project Justification:

Current laptops shared and causes logistic problems, capacity issues, & more wear and tear.

Location:

1100 West Mallon

1100 West Mallon

Project Status:

Active

Active

External Factors:

Maintenance:

Maintenance of capital facilities, buildings and infrastructure has an impact on a Department's operating budget, and thus routine maintenance costs for new and ongoing projects are identified in the table below.

	2015	2016	2017	2018	2019	2020	Total
Expected Annual Maintenance	\$0	\$0	\$0	\$0	\$0	\$0	\$0

Maintenance Comments:

Police / ---

Patrol Rugged Laptops

SPD-2014-172

Spending:

Project Phase	Spending To Date	Estimated Spending							Total
		2015	2016	2017	2018	2019	2020	6-Year Total	
Purchases	\$0	\$350,000	\$345,000	\$470,000	\$270,000	\$0	\$0	\$1,435,000	\$1,435,000
Total	\$0	\$350,000	\$345,000	\$470,000	\$270,000	\$0	\$0	\$1,435,000	\$1,435,000

Funding:

Funding Name	Source	Status*	Funding to Date	Estimated Funding						Total
				2015	2016	2017	2018	2019	2020	
Public Safety Fund	---	Identified	\$0	\$350,000	\$345,000	\$470,000	\$270,000	\$0	\$0	\$1,435,000
Total			\$0	\$350,000	\$345,000	\$470,000	\$270,000	\$0	\$0	\$1,435,000

*Status definitions:

- Unidentified: Funding source has not yet been determined
- Identified: Funding source has been found, but not yet requested
- Applied: Grant or loan application has been submitted, or budget has been requested
- Awarded: Grant or loan has been offered but the contract has not yet been signed or budget has not yet been approved by Council
- Encumbered: Project contract has been signed and funds have been allocated to spend on the project

Funding amounts in red reflect sources that are unidentified, identified or anticipated.

Police / ---

Radios

SPD-2014-173

Executive Summary:

Replacement Radios: Approx. 25 a year at \$6000 a piece.

Project Justification:

Necessary police equipment.

Location:

1100 West Mallon

Project Status:

Active

External Factors:

Current Sales Tax funding for this project will be unavailable for replacement radios.

Maintenance:

Maintenance of capital facilities, buildings and infrastructure has an impact on a Department's operating budget, and thus routine maintenance costs for new and ongoing projects are identified in the table below.

	2015	2016	2017	2018	2019	2020	Total
Expected Annual Maintenance	\$0	\$0	\$0	\$0	\$0	\$0	\$0

Maintenance Comments:

Police / ---

Radios

SPD-2014-173

Spending:

Project Phase	Spending To Date	Estimated Spending							Total
		2015	2016	2017	2018	2019	2020	6-Year Total	
Purchases	\$0	\$180,000	\$180,000	\$180,000	\$180,000	\$180,000	\$0	\$900,000	\$900,000
Total	\$0	\$180,000	\$180,000	\$180,000	\$180,000	\$180,000	\$0	\$900,000	\$900,000

Funding:

Funding Name	Source	Status*	Funding to Date	Estimated Funding						Total
				2015	2016	2017	2018	2019	2020	
Public Safety Fund	---	Identified	\$0	\$180,000	\$180,000	\$180,000	\$180,000	\$180,000	\$0	\$900,000
Total			\$0	\$180,000	\$180,000	\$180,000	\$180,000	\$180,000	\$0	\$900,000

*Status definitions:

- Unidentified: Funding source has not yet been determined
- Identified: Funding source has been found, but not yet requested
- Applied: Grant or loan application has been submitted, or budget has been requested
- Awarded: Grant or loan has been offered but the contract has not yet been signed or budget has not yet been approved by Council
- Encumbered: Project contract has been signed and funds have been allocated to spend on the project

Funding amounts in red reflect sources that are unidentified, identified or anticipated.

Police / ---

SWAT Guns

SPD-2014-178

Executive Summary:

MP5 replacement, Marksman Rifles, Rifle Plates, Colt Commando, Glock Replacements

Project Justification:

SWAT gun replacements is necessary for the integrity of this team. Many of these guns are several years past due needing to be replaced.

Location:

1100 West Mallon

1100 West Mallon

Project Status:

Active

Active

External Factors:

Maintenance:

Maintenance of capital facilities, buildings and infrastructure has an impact on a Department's operating budget, and thus routine maintenance costs for new and ongoing projects are identified in the table below.

	2015	2016	2017	2018	2019	2020	Total
Expected Annual Maintenance	\$0	\$0	\$0	\$0	\$0	\$0	\$0

Maintenance Comments:

Police / ---

SWAT Guns

SPD-2014-178

Spending:

Project Phase	Spending To Date	Estimated Spending							Total
		2015	2016	2017	2018	2019	2020	6-Year Total	
Purchases	\$0	\$0	\$103,400	\$0	\$0	\$0	\$0	\$103,400	\$103,400
Total	\$0	\$0	\$103,400	\$0	\$0	\$0	\$0	\$103,400	\$103,400

Funding:

Funding Name	Source	Status*	Funding to Date	Estimated Funding						Total
				2015	2016	2017	2018	2019	2020	
Unknown	Local	Unidentified	\$0	\$0	\$103,400	\$0	\$0	\$0	\$0	\$103,400
Total			\$0	\$0	\$103,400	\$0	\$0	\$0	\$0	\$103,400

*Status definitions:

- Unidentified: Funding source has not yet been determined
- Identified: Funding source has been found, but not yet requested
- Applied: Grant or loan application has been submitted, or budget has been requested
- Awarded: Grant or loan has been offered but the contract has not yet been signed or budget has not yet been approved by Council
- Encumbered: Project contract has been signed and funds have been allocated to spend on the project

Funding amounts in red reflect sources that are unidentified, identified or anticipated.

Police / ---

SWAT Protective Electronics

SPD-2014-176

Executive Summary:

Robot Replacement, Pole Camera Replacement & Remington Remote Eyeball Replacements

Project Justification:

Necessary for clearing buildings before entrance

Location:

1100 West Mallon

1100 West Mallon

Project Status:

Active

Active

External Factors:

Maintenance:

Maintenance of capital facilities, buildings and infrastructure has an impact on a Department's operating budget, and thus routine maintenance costs for new and ongoing projects are identified in the table below.

	2015	2016	2017	2018	2019	2020	Total
Expected Annual Maintenance	\$0	\$25,000	\$25,000	\$25,000	\$25,000	\$25,000	\$125,000

Maintenance Comments:

Police / ---

SWAT Protective Electronics

SPD-2014-176

Spending:

Project Phase	Spending To Date	Estimated Spending							Total
		2015	2016	2017	2018	2019	2020	6-Year Total	
Purchases	\$0	\$0	\$120,000	\$0	\$0	\$0	\$0	\$120,000	\$120,000
Total	\$0	\$0	\$120,000	\$0	\$0	\$0	\$0	\$120,000	\$120,000

Funding:

Funding Name	Source	Status*	Funding to Date	Estimated Funding						Total
				2015	2016	2017	2018	2019	2020	
Unknown	---	Unidentified	\$0	\$0	\$120,000	\$0	\$0	\$0	\$0	\$120,000
Total			\$0	\$0	\$120,000	\$0	\$0	\$0	\$0	\$120,000

*Status definitions:

- Unidentified: Funding source has not yet been determined
- Identified: Funding source has been found, but not yet requested
- Applied: Grant or loan application has been submitted, or budget has been requested
- Awarded: Grant or loan has been offered but the contract has not yet been signed or budget has not yet been approved by Council
- Encumbered: Project contract has been signed and funds have been allocated to spend on the project

Funding amounts in red reflect sources that are unidentified, identified or anticipated.

Police / ---

SWAT Protective Gear

SPD-2014-177

Executive Summary:

Tactical Ballistic Vests, Ballistic Shields, Uniforms, Helmets & supportive gear for these items.

Project Justification:

Current gear is outdated and grant sources dried up.

Location:

1100 West Mallon

1100 West Mallon

Project Status:

Active

Active

External Factors:

Maintenance:

Maintenance of capital facilities, buildings and infrastructure has an impact on a Department's operating budget, and thus routine maintenance costs for new and ongoing projects are identified in the table below.

	2015	2016	2017	2018	2019	2020	Total
Expected Annual Maintenance	\$0	\$0	\$0	\$0	\$0	\$0	\$0

Maintenance Comments:

Police / ---

SWAT Protective Gear

SPD-2014-177

Spending:

Project Phase	Spending To Date	Estimated Spending							Total
		2015	2016	2017	2018	2019	2020	6-Year Total	
Purchases	\$0	\$0	\$51,000	\$151,000	\$0	\$0	\$55,000	\$257,000	\$257,000
Total	\$0	\$0	\$51,000	\$151,000	\$0	\$0	\$55,000	\$257,000	\$257,000

Funding:

Funding Name	Source	Status*	Funding to Date	Estimated Funding						Total
				2015	2016	2017	2018	2019	2020	
Unknown	---	Unidentified	\$0	\$0	\$51,000	\$151,000	\$0	\$0	\$55,000	\$257,000
Total			\$0	\$0	\$51,000	\$151,000	\$0	\$0	\$55,000	\$257,000

*Status definitions:

- Unidentified: Funding source has not yet been determined
- Identified: Funding source has been found, but not yet requested
- Applied: Grant or loan application has been submitted, or budget has been requested
- Awarded: Grant or loan has been offered but the contract has not yet been signed or budget has not yet been approved by Council
- Encumbered: Project contract has been signed and funds have been allocated to spend on the project

Funding amounts in red reflect sources that are unidentified, identified or anticipated.

Police / ---

SWAT Protective Vehicles

SPD-2014-174

Executive Summary:

SWAT Armored Vehicle Replacements.

Project Justification:

One vehicle-APC-Armored Personal carrier that is technically (not armored) is from the 1960's and is in dire need of replacement and is non-functional most of the time. The second vehicle is county shared and will need replacement in 3 years.

Location:

1100 West Mallon
Headquarters

Project Status:

Active
Active

External Factors:

Maintenance:

Maintenance of capital facilities, buildings and infrastructure has an impact on a Department's operating budget, and thus routine maintenance costs for new and ongoing projects are identified in the table below.

	2015	2016	2017	2018	2019	2020	Total
Expected Annual Maintenance	\$20,000	\$20,000	\$20,000	\$20,000	\$20,000	\$20,000	\$120,000

Maintenance Comments:

Police / ---

SWAT Protective Vehicles

SPD-2014-174

Spending:

Project Phase	Spending To Date	Estimated Spending							Total
		2015	2016	2017	2018	2019	2020	6-Year Total	
Purchases	\$0	\$0	\$550,000	\$600,000	\$0	\$0	\$0	\$1,150,000	\$1,150,000
Total	\$0	\$0	\$550,000	\$600,000	\$0	\$0	\$0	\$1,150,000	\$1,150,000

Funding:

Funding Name	Source	Status*	Funding to Date	Estimated Funding						Total
				2015	2016	2017	2018	2019	2020	
Unknown	---	Unidentified	\$0	\$0	\$550,000	\$600,000	\$0	\$0	\$0	\$1,150,000
Total			\$0	\$0	\$550,000	\$600,000	\$0	\$0	\$0	\$1,150,000

*Status definitions:

- Unidentified: Funding source has not yet been determined
- Identified: Funding source has been found, but not yet requested
- Applied: Grant or loan application has been submitted, or budget has been requested
- Awarded: Grant or loan has been offered but the contract has not yet been signed or budget has not yet been approved by Council
- Encumbered: Project contract has been signed and funds have been allocated to spend on the project

Funding amounts in red reflect sources that are unidentified, identified or anticipated.

Police / ---

SWAT Support Vehicles

SPD-2014-175

Executive Summary:

SWAT Suburbans, equipment truck & bag truck vehicle.

Project Justification:

SWAT team is in current need of replacements for these vehicles as they are starting to fall behind DOT standards for operations.

Location:

Other Location

1427 W. Gardner

Project Status:

Active

The costs for this project are embedded into the 'Fleet' item. This entry remains to provide a full description of the vehicle.

External Factors:

Maintenance:

Maintenance of capital facilities, buildings and infrastructure has an impact on a Department's operating budget, and thus routine maintenance costs for new and ongoing projects are identified in the table below.

	2015	2016	2017	2018	2019	2020	Total
Expected Annual Maintenance	\$15,000	\$15,000	\$15,000	\$15,000	\$15,000	\$15,000	\$90,000

Maintenance Comments:

Police / ---

SWAT Support Vehicles

SPD-2014-175

Spending:

Project Phase	Spending To Date	Estimated Spending							Total
		2015	2016	2017	2018	2019	2020	6-Year Total	
Purchases	\$0	\$0	\$0	\$0	\$0	\$0	\$0	\$0	\$0
Total	\$0	\$0	\$0	\$0	\$0	\$0	\$0	\$0	\$0

Funding:

Funding Name	Source	Status*	Funding to Date	Estimated Funding						Total
				2015	2016	2017	2018	2019	2020	
Police Fleet Project	Local	Unidentified	\$0	\$0	\$0	\$0	\$0	\$0	\$0	\$0
Total			\$0	\$0	\$0	\$0	\$0	\$0	\$0	\$0

*Status definitions:

- Unidentified: Funding source has not yet been determined
- Identified: Funding source has been found, but not yet requested
- Applied: Grant or loan application has been submitted, or budget has been requested
- Awarded: Grant or loan has been offered but the contract has not yet been signed or budget has not yet been approved by Council
- Encumbered: Project contract has been signed and funds have been allocated to spend on the project

Funding amounts in red reflect sources that are unidentified, identified or anticipated.

Police / ---

TAC Unit-Protective Gear

SPD-2014-207

Executive Summary:

Gas Masks, Helmets, and Long Guns

Project Justification:

Protect Officers

Location:

1100 West Mallon

1100 West Mallon

Project Status:

Active

Active

External Factors:

Maintenance:

Maintenance of capital facilities, buildings and infrastructure has an impact on a Department's operating budget, and thus routine maintenance costs for new and ongoing projects are identified in the table below.

	2015	2016	2017	2018	2019	2020	Total
Expected Annual Maintenance	\$0	\$0	\$0	\$0	\$0	\$0	\$0

Maintenance Comments:

Police / ---

TAC Unit-Protective Gear

SPD-2014-207

Spending:

Project Phase	Spending To Date	Estimated Spending							Total
		2015	2016	2017	2018	2019	2020	6-Year Total	
Purchases	\$0	\$0	\$63,000	\$0	\$0	\$0	\$0	\$63,000	\$63,000
Total	\$0	\$0	\$63,000	\$0	\$0	\$0	\$0	\$63,000	\$63,000

Funding:

Funding Name	Source	Status*	Funding to Date	Estimated Funding						Total
				2015	2016	2017	2018	2019	2020	
Unknown	---	Unidentified	\$0	\$0	\$63,000	\$0	\$0	\$0	\$0	\$63,000
Total			\$0	\$0	\$63,000	\$0	\$0	\$0	\$0	\$63,000

*Status definitions:

- Unidentified: Funding source has not yet been determined
- Identified: Funding source has been found, but not yet requested
- Applied: Grant or loan application has been submitted, or budget has been requested
- Awarded: Grant or loan has been offered but the contract has not yet been signed or budget has not yet been approved by Council
- Encumbered: Project contract has been signed and funds have been allocated to spend on the project

Funding amounts in red reflect sources that are unidentified, identified or anticipated.

Police / ---

TAC Unit-Vehicles

SPD-2014-208

Executive Summary:

Van, Enclosed Trailer, and Expedition.

Project Justification:

Vehicles needed for responses and gear.

Location:

Other Location

Varies

Project Status:

Active

The costs for this project are embedded into the 'Fleet' item. This entry remains to provide a full description of the vehicle.

External Factors:

Maintenance:

Maintenance of capital facilities, buildings and infrastructure has an impact on a Department's operating budget, and thus routine maintenance costs for new and ongoing projects are identified in the table below.

	2015	2016	2017	2018	2019	2020	Total
Expected Annual Maintenance	\$5,000	\$5,000	\$5,000	\$5,000	\$5,000	\$5,000	\$30,000

Maintenance Comments:

Police / ---

TAC Unit-Vehicles

SPD-2014-208

Spending:

Project Phase	Spending To Date	Estimated Spending							Total
		2015	2016	2017	2018	2019	2020	6-Year Total	
Purchases	\$0	\$0	\$0	\$0	\$0	\$0	\$0	\$0	\$0
Total	\$0	\$0	\$0	\$0	\$0	\$0	\$0	\$0	\$0

Funding:

Funding Name	Source	Status*	Funding to Date	Estimated Funding						Total
				2015	2016	2017	2018	2019	2020	
Police Fleet Project	---	Unidentified	\$0	\$0	\$0	\$0	\$0	\$0	\$0	\$0
Total			\$0	\$0	\$0	\$0	\$0	\$0	\$0	\$0

*Status definitions:

- Unidentified: Funding source has not yet been determined
- Identified: Funding source has been found, but not yet requested
- Applied: Grant or loan application has been submitted, or budget has been requested
- Awarded: Grant or loan has been offered but the contract has not yet been signed or budget has not yet been approved by Council
- Encumbered: Project contract has been signed and funds have been allocated to spend on the project

Funding amounts in red reflect sources that are unidentified, identified or anticipated.

Police / ---

Tactical Operatons-Undercover Vehicles

SPD-2014-185

Executive Summary:

4-5 Undercover vehicle replacements. 2-3 Truck vaults & covert radio equipment and laptops for units.

Project Justification:

Current equipment is in need of replacement and seizure funds diminishing.

Location:

Other Location

Varies

Project Status:

Active

The costs for this project are embedded into the 'Fleet' item. This entry remains to provide a full description of the vehicle.

External Factors:

Maintenance:

Maintenance of capital facilities, buildings and infrastructure has an impact on a Department's operating budget, and thus routine maintenance costs for new and ongoing projects are identified in the table below.

	2015	2016	2017	2018	2019	2020	Total
Expected Annual Maintenance	\$20,000	\$20,000	\$20,000	\$20,000	\$20,000	\$20,000	\$120,000

Maintenance Comments:

Police / ---

Tactical Operatons-Undercover Vehicles

SPD-2014-185

Spending:

Project Phase	Spending To Date	Estimated Spending						6-Year Total	Total
		2015	2016	2017	2018	2019	2020		
Purchases	\$0	\$0	\$0	\$0	\$0	\$0	\$0	\$0	\$0
Total	\$0	\$0	\$0	\$0	\$0	\$0	\$0	\$0	\$0

Funding:

Funding Name	Source	Status*	Funding to Date	Estimated Funding						Total
				2015	2016	2017	2018	2019	2020	
Police Fleet Project	---	Unidentified	\$0	\$0	\$0	\$0	\$0	\$0	\$0	\$0
Total			\$0	\$0	\$0	\$0	\$0	\$0	\$0	\$0

*Status definitions:

- Unidentified: Funding source has not yet been determined
- Identified: Funding source has been found, but not yet requested
- Applied: Grant or loan application has been submitted, or budget has been requested
- Awarded: Grant or loan has been offered but the contract has not yet been signed or budget has not yet been approved by Council
- Encumbered: Project contract has been signed and funds have been allocated to spend on the project

Funding amounts in red reflect sources that are unidentified, identified or anticipated.

Police / ---

TARU Unit-Automated License Plate Readers

SPD-2014-209

Executive Summary:

Automated License Plate readers are used for locating stolen vehicles or other illegal activity.

Project Justification:

See above

Location:

1100 West Mallon

1100 West Mallon

Project Status:

Active

Active

External Factors:

Maintenance:

Maintenance of capital facilities, buildings and infrastructure has an impact on a Department's operating budget, and thus routine maintenance costs for new and ongoing projects are identified in the table below.

	2015	2016	2017	2018	2019	2020	Total
Expected Annual Maintenance	\$0	\$0	\$0	\$0	\$0	\$0	\$0

Maintenance Comments:

Police / ---

TARU Unit-Automated License Plate Readers

SPD-2014-209

Spending:

Project Phase	Spending To Date	Estimated Spending						6-Year Total	Total
		2015	2016	2017	2018	2019	2020		
Purchases	\$40,000	\$60,000	\$0	\$0	\$0	\$0	\$0	\$60,000	\$100,000
Total	\$40,000	\$60,000	\$0	\$0	\$0	\$0	\$0	\$60,000	\$100,000

Funding:

Funding Name	Source	Status*	Funding to Date	Estimated Funding						Total
				2015	2016	2017	2018	2019	2020	
JAG Grant	Federal	Awarded	\$40,000	\$60,000	\$0	\$0	\$0	\$0	\$0	\$100,000
Total			\$40,000	\$60,000	\$0	\$0	\$0	\$0	\$0	\$100,000

*Status definitions:

- Unidentified: Funding source has not yet been determined
- Identified: Funding source has been found, but not yet requested
- Applied: Grant or loan application has been submitted, or budget has been requested
- Awarded: Grant or loan has been offered but the contract has not yet been signed or budget has not yet been approved by Council
- Encumbered: Project contract has been signed and funds have been allocated to spend on the project

Funding amounts in red reflect sources that are unidentified, identified or anticipated.

Police / ---

Traffic Motorcycles and Gear

SPD-2014-206

Executive Summary:

Replace aging Traffic Unit Motorcycles and worn out gear.

Project Justification:

Reduces wear and tear on vehicles and easier to maneuver through traffic.

Location:

Other Location

Varies

Project Status:

Active

The costs for this project are embedded into the 'Fleet' item. This entry remains to provide a full description of the vehicle.

External Factors:

Maintenance:

Maintenance of capital facilities, buildings and infrastructure has an impact on a Department's operating budget, and thus routine maintenance costs for new and ongoing projects are identified in the table below.

	2015	2016	2017	2018	2019	2020	Total
Expected Annual Maintenance	\$0	\$0	\$0	\$0	\$0	\$0	\$0

Maintenance Comments:

Police / ---

Traffic Motorcycles and Gear

SPD-2014-206

Spending:

Project Phase	Spending To Date	Estimated Spending							Total
		2015	2016	2017	2018	2019	2020	6-Year Total	
Purchases	\$0	\$0	\$0	\$0	\$0	\$0	\$0	\$0	\$0
Total	\$0	\$0	\$0	\$0	\$0	\$0	\$0	\$0	\$0

Funding:

Funding Name	Source	Status*	Funding to Date	Estimated Funding						Total
				2015	2016	2017	2018	2019	2020	
Police Fleet Project	---	Unidentified	\$0	\$0	\$0	\$0	\$0	\$0	\$0	\$0
Total			\$0	\$0	\$0	\$0	\$0	\$0	\$0	\$0

*Status definitions:

- Unidentified: Funding source has not yet been determined
- Identified: Funding source has been found, but not yet requested
- Applied: Grant or loan application has been submitted, or budget has been requested
- Awarded: Grant or loan has been offered but the contract has not yet been signed or budget has not yet been approved by Council
- Encumbered: Project contract has been signed and funds have been allocated to spend on the project

Funding amounts in red reflect sources that are unidentified, identified or anticipated.

Police / ---

Traffic Unit-Radars & Lidars

SPD-2014-205

Executive Summary:

Replacement Radar & Lidars

Project Justification:

Radars & Lidars for traffic stops are aging and need replacement because of age. No replacement funds available.

Location:

1100 West Mallon

1100 West Mallon

Project Status:

Active

Active

External Factors:

Maintenance:

Maintenance of capital facilities, buildings and infrastructure has an impact on a Department's operating budget, and thus routine maintenance costs for new and ongoing projects are identified in the table below.

	2015	2016	2017	2018	2019	2020	Total
Expected Annual Maintenance	\$0	\$0	\$0	\$0	\$0	\$0	\$0

Maintenance Comments:

Police / ---

Traffic Unit-Radars & Lidars

SPD-2014-205

Spending:

Project Phase	Spending To Date	Estimated Spending							Total
		2015	2016	2017	2018	2019	2020	6-Year Total	
Purchases	\$0	\$0	\$50,000	\$0	\$0	\$0	\$0	\$50,000	\$50,000
Total	\$0	\$0	\$50,000	\$0	\$0	\$0	\$0	\$50,000	\$50,000

Funding:

Funding Name	Source	Status*	Funding to Date	Estimated Funding						Total
				2015	2016	2017	2018	2019	2020	
Unknown	---	Unidentified	\$0	\$0	\$50,000	\$0	\$0	\$0	\$0	\$50,000
Total			\$0	\$0	\$50,000	\$0	\$0	\$0	\$0	\$50,000

*Status definitions:

- Unidentified: Funding source has not yet been determined
- Identified: Funding source has been found, but not yet requested
- Applied: Grant or loan application has been submitted, or budget has been requested
- Awarded: Grant or loan has been offered but the contract has not yet been signed or budget has not yet been approved by Council
- Encumbered: Project contract has been signed and funds have been allocated to spend on the project

Funding amounts in red reflect sources that are unidentified, identified or anticipated.

SPOKANE SOLID WASTE DISPOSAL

Spokane Solid Waste Disposal

Department Goals

We believe that providing a sustainable, environmentally superior integrated system for management of society's discards is a key factor in maintaining the high quality of life for which our area is known. We strive to provide all citizens residing in Spokane County with educational, recycling and disposal services that continue to put this area in a leadership position with respect to programs, planning, and results. These integrated services should be cost



effective, efficient, and environmentally justifiable. The goals of the Spokane Solid Waste Disposal (SSWD) include: 1) manage more than 50% of the waste stream through waste reduction and recycling; 2) recover the energy from our remaining non-recyclable wastes; and 3) minimize the volume of untreated wastes to be stored in landfills.

Contact Information

Name	Title	Telephone	email
Ken Gimpel	Business Director	625-6532	kgimpel@spokanecity.org
Russ Menke	Facilities Director	625-6524	rmenke@spokanecity.org

Services Provided

SSWD provides disposal services for all municipal solid waste (MSW) generated within the geographic boundaries of Spokane County, including opportunities to recycle, and to responsibly manage household hazardous wastes. In addition, the SSWD provides waste reduction and waste recycling educational programs, business waste audits, comprehensive solid waste management planning services, and County-wide litter control. The SSWD operates as an enterprise fund, which provides services to the public for a fee and makes the entity self-supporting. The department employs 8 full-time staff, with an annual operating budget of over \$40 million. SSWD facilities are operated by private contractors and employees of other City departments.

Background

In the mid-1980s, the four publicly-owned landfills in Spokane County were almost full, and three had been designated by the EPA as Superfund sites. They were polluting groundwater and could potentially lead to contamination of Spokane's sole-source aquifer. In addition, new landfill standards were adopted by the State that would make land filling more costly and siting

more difficult. After years of study, a decision was made by elected officials from the City of Spokane and Spokane County to form the SSWD. The other Regional Cities/Towns in Spokane County and Fairchild AFB accepted an invitation to join the SSWD and entered into Interlocal Agreements with Spokane County and the City of Spokane. The SSWD operates as a department of the City of Spokane, and manages solid waste facilities, contracts, and programs for the benefit of all citizens residing in Spokane County.

SSWD facilities include the Valley Transfer Station, the North County Transfer Station, and transfer facilities at the Waste to Energy Facility which provide convenient, clean, and safe access for disposal throughout Spokane County. Citizens, commercial customers, and garbage haulers deliver MSW to the transfer stations, where it is transferred to the Waste to Energy Facility for processing. A Recycling Center which accepts a wide range of materials free of charge, Household Hazardous Waste turn-in area, and an area for collection of yard waste are located at each site. For the convenience of the public, all facilities are open seven days per week from 7 a.m. to 5 p.m., excluding major holidays.

The Waste to Energy Facility is the cornerstone of the SSWD. Operated by contract by Wheelabrator Spokane Inc, it processes more than 260,000 tons of municipal solid waste (MSW) per year by incineration, reduces the volume by 90%, recovers ferrous metals and generates electricity, thereby generating revenue that offsets tipping fees.

SSWD is responsible for County-wide waste reduction, reuse, and recycling planning and education programs for residents, schools, and businesses. SSWD uses a variety of informational materials and advertising media, a website, hands-on presentations, and community events involving public participation. These materials/events emphasize the connection of waste reduction, reuse, recycling, and proper waste disposal to sustain a healthy, quality environment.

Level of Service Standard

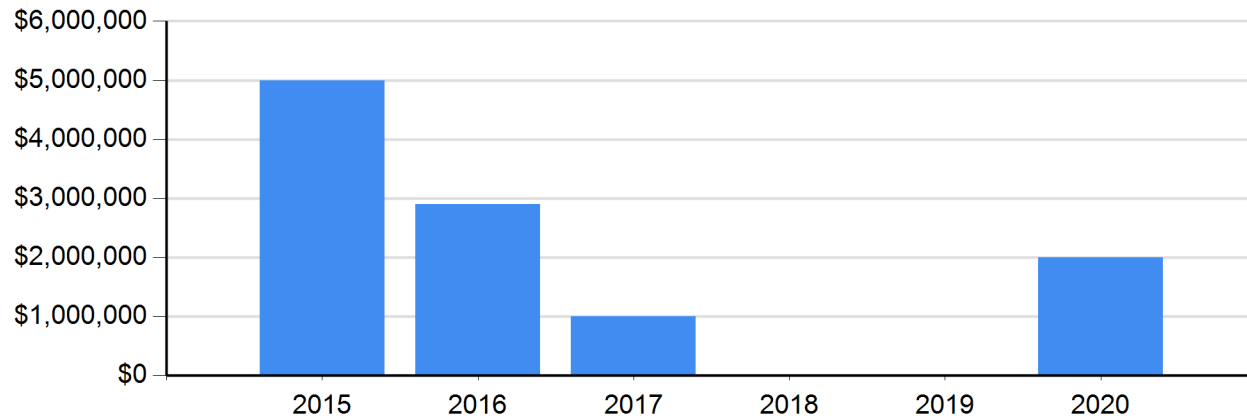
The level of service (LOS) for MSW requiring disposal is 3.68 pounds per capita per day, based on the latest available statewide data. This means that on average, SSWD must be able to accept 3.68 pounds of MSW for every person within Spokane County. Although some citizens generate less or more MSW requiring disposal, and while generation varies seasonally, this is an accepted average which can be used for planning purposes. On an annual basis, this equals approximately 317,000 tons.

The Waste to Energy Facility has a guaranteed minimum annual capacity to process 248,200 tons of MSW, and typically processes approximately 275,000 tons of MSW per year. Additional waste received by SSWD is transferred via intermodal containers from the Valley Transfer Station to the Regional Disposal Company landfill in Klickitat County for disposal. This intermodal transfer system has a variable but high capacity, limited only by the availability of containers, and can easily handle MWS quantities which exceed the capacity of the Waste to Energy Facility.

Spending by Category Summary

Solid Waste Disposal

Category	2015	2016	2017	2018	2019	2020	Total
Solid Waste Disposal Department	\$5,000,000	\$2,900,000	\$1,000,000	\$0	\$0	\$2,000,000	\$10,900,000
Total	\$5,000,000	\$2,900,000	\$1,000,000	\$0	\$0	\$2,000,000	\$10,900,000

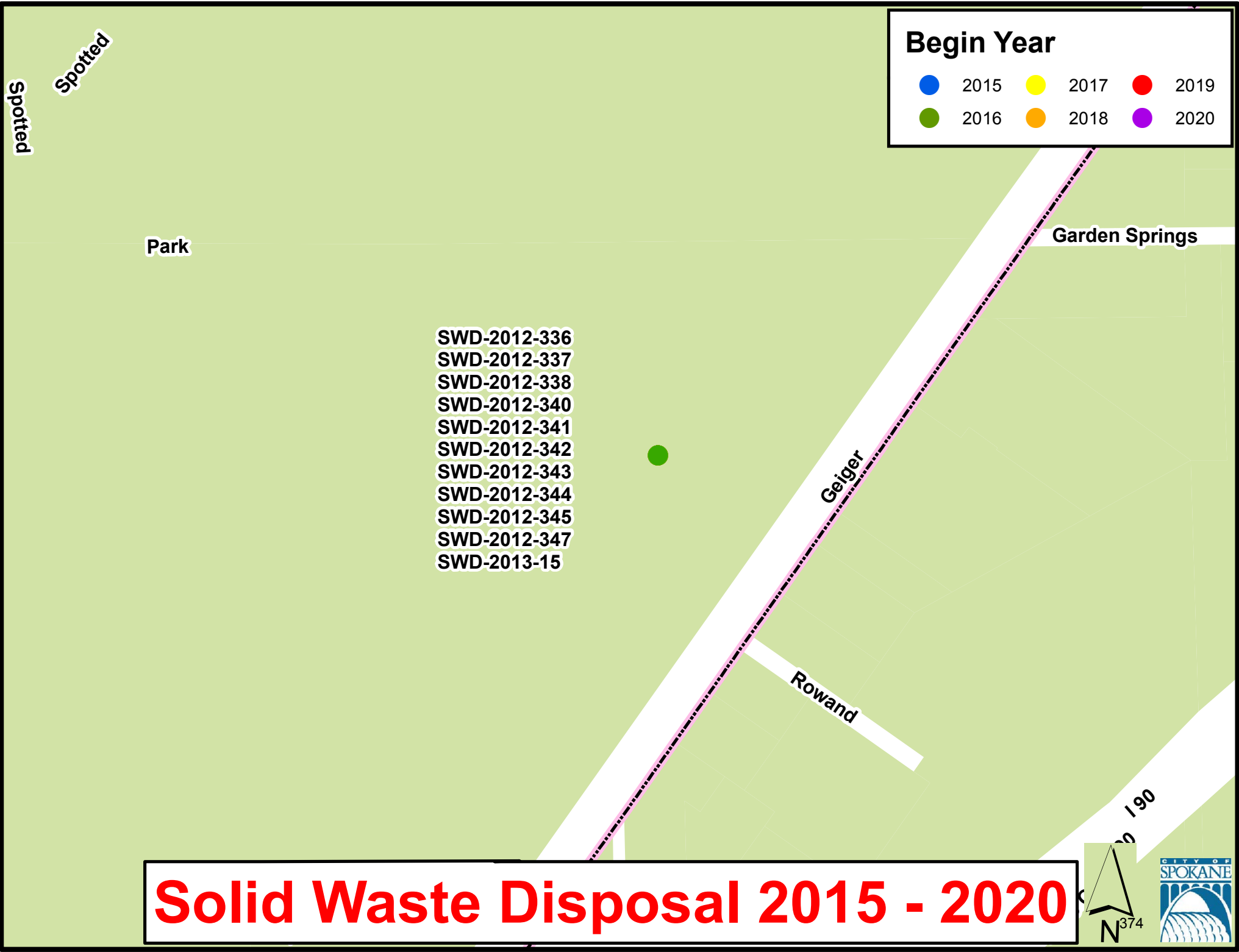


Funding Summary by Project

Solid Waste Disposal

Project Name	Funding Source	To Date	2015	2016	2017	2018	2019	2020	Project Total
WTE - Crane Retrofit	Utility Rates	\$0	\$1,200,000	\$1,200,000	\$0	\$0	\$0	\$0	\$2,400,000
	Total	\$0	\$1,200,000	\$1,200,000	\$0	\$0	\$0	\$0	\$2,400,000
WTE - Onsite Stormwater System Improvements	Utility rates	\$0	\$0	\$200,000	\$0	\$0	\$0	\$0	\$200,000
	Total	\$0	\$0	\$200,000	\$0	\$0	\$0	\$0	\$200,000
WTE - Periodic Turbine Overhaul	Utility rates	\$0	\$0	\$0	\$0	\$0	\$0	\$2,000,000	\$2,000,000
	Total	\$0	\$0	\$0	\$0	\$0	\$0	\$2,000,000	\$2,000,000
WTE - Replace Continuous Emission Monitoring System(CEM)	Utility Rates	\$0	\$500,000	\$0	\$0	\$0	\$0	\$0	\$500,000
	Total	\$0	\$500,000	\$0	\$0	\$0	\$0	\$0	\$500,000
WTE - Replace Programmable Logic Controllers(PLC)	Utility Rates	\$0	\$400,000	\$0	\$0	\$0	\$0	\$0	\$400,000
	Total	\$0	\$400,000	\$0	\$0	\$0	\$0	\$0	\$400,000
WTE - Replacement of Turbine/Generator Control System	Utility Rates	\$0	\$100,000	\$0	\$0	\$0	\$0	\$0	\$100,000
	Total	\$0	\$100,000	\$0	\$0	\$0	\$0	\$0	\$100,000
WTE - Retube Boiler Economizer section	Utility Rates	\$0	\$0	\$1,000,000	\$0	\$0	\$0	\$0	\$1,000,000
	Total	\$0	\$0	\$1,000,000	\$0	\$0	\$0	\$0	\$1,000,000
WTE - Retube Boiler Generating section	Utility Rates	\$0	\$0	\$0	\$1,000,000	\$0	\$0	\$0	\$1,000,000
	Total	\$0	\$0	\$0	\$1,000,000	\$0	\$0	\$0	\$1,000,000
WTE - Scale System Replacement	Utility Rates	\$0	\$500,000	\$0	\$0	\$0	\$0	\$0	\$500,000
	Total	\$0	\$500,000	\$0	\$0	\$0	\$0	\$0	\$500,000
WTE - Turbine Overhaul & Reblade the 1st Stage	Utility Rates	\$0	\$1,800,000	\$0	\$0	\$0	\$0	\$0	\$1,800,000
	Total	\$0	\$1,800,000	\$0	\$0	\$0	\$0	\$0	\$1,800,000
WTE - VFD Motor Control System Replacement	Utility Rates	\$0	\$500,000	\$500,000	\$0	\$0	\$0	\$0	\$1,000,000
	Total	\$0	\$500,000	\$500,000	\$0	\$0	\$0	\$0	\$1,000,000
Category Total		\$0	\$5,000,000	\$2,900,000	\$1,000,000	\$0	\$0	\$2,000,000	\$10,900,000
Department Total		\$0	\$5,000,000	\$2,900,000	\$1,000,000	\$0	\$0	\$2,000,000	\$10,900,000

Spokane Solid Waste Disposal Project Reports



Solid Waste Disposal / ---

WTE - Crane Retrofit

SWD-2012-337

Executive Summary:

The two cranes at the WTE Facility are heavily used. At least one operates 24 hrs./day and is necessary for the WTE Facility to operate.

Project Justification:

The cranes manage all the solid waste brought to the WTE Facility. The current cranes are over 20 years old, and parts are obsolete and have limited availability. This retrofit will update controls, reduce energy usage, and replace worn parts.

Location:

Other Location

Spokane Regional Waste to Energy Facility 2900 S. Geiger Blvd. Spokane, Wa 99224

Project Status:

Active

Project scheduled.

External Factors:

Availability of contractors. Only one crane can be retrofitted at a time, since at least one crane must always be in service.

Maintenance:

Maintenance of capital facilities, buildings and infrastructure has an impact on a Department's operating budget, and thus routine maintenance costs for new and ongoing projects are identified in the table below.

	2015	2016	2017	2018	2019	2020	Total
Expected Annual Maintenance	\$0	\$0	\$0	\$0	\$0	\$0	\$0

Maintenance Comments:

Solid Waste Disposal / ---

WTE - Crane Retrofit

SWD-2012-337

Spending:

Project Phase	Spending To Date	Estimated Spending							Total
		2015	2016	2017	2018	2019	2020	6-Year Total	
Construction	\$0	\$1,200,000	\$1,200,000	\$0	\$0	\$0	\$0	\$2,400,000	\$2,400,000
Total	\$0	\$1,200,000	\$1,200,000	\$0	\$0	\$0	\$0	\$2,400,000	\$2,400,000

Funding:

Funding Name	Source	Status*	Funding to Date	Estimated Funding						Total
				2015	2016	2017	2018	2019	2020	
Utility Rates	Local	Identified	\$0	\$1,200,000	\$1,200,000	\$0	\$0	\$0	\$0	\$2,400,000
Total			\$0	\$1,200,000	\$1,200,000	\$0	\$0	\$0	\$0	\$2,400,000

*Status definitions:

- Unidentified: Funding source has not yet been determined
- Identified: Funding source has been found, but not yet requested
- Applied: Grant or loan application has been submitted, or budget has been requested
- Awarded: Grant or loan has been offered but the contract has not yet been signed or budget has not yet been approved by Council
- Encumbered: Project contract has been signed and funds have been allocated to spend on the project

Funding amounts in red reflect sources that are unidentified, identified or anticipated.

WTE - Onsite Stormwater System Improvements

SWD-2012-338

Executive Summary:

The current storm water system is inadequate, during rain events the ponds flood impacting the onsite roadways and scales. The adjacent MRF will add stormwater to the existing system thereby compounding the problem. The project will modify the stormwater system and eliminate the impact.

Project Justification:

With the construction of the new Material Recycling Facility and additional roads, the existing stormwater problem will get worse. Pumping a larger quantity water and it's impact to those areas is necessitating another solution.

Location:

Other Location

Spokane Regional Waste to Energy Facility 2900 S. Geiger Blvd. Spokane, WA 99224

Project Status:

Active

During spring period of the year the current stormwater system backs up and flooding occurs in the scales pits and on the roadways. With the construction of the new Material Recycling Facility and additional roads, the existing stormwater situation has gotten worse. Study of options to fix the drainage problems is underway.

External Factors:

Weather and pond water level. Availability of contractors.

Maintenance:

Maintenance of capital facilities, buildings and infrastructure has an impact on a Department's operating budget, and thus routine maintenance costs for new and ongoing projects are identified in the table below.

	2015	2016	2017	2018	2019	2020	Total
Expected Annual Maintenance	\$0	\$0	\$0	\$0	\$0	\$0	\$0

Maintenance Comments:

WTE - Onsite Stormwater System Improvements

SWD-2012-338

Spending:

Project Phase	Spending To Date	Estimated Spending						6-Year Total	Total
		2015	2016	2017	2018	2019	2020		
Construction	\$0	\$0	\$200,000	\$0	\$0	\$0	\$0	\$200,000	\$200,000
Total	\$0	\$0	\$200,000	\$0	\$0	\$0	\$0	\$200,000	\$200,000

Funding:

Funding Name	Source	Status*	Funding to Date	Estimated Funding						Total
				2015	2016	2017	2018	2019	2020	
Utility rates	Local	Identified	\$0	\$0	\$200,000	\$0	\$0	\$0	\$0	\$200,000
Total			\$0	\$0	\$200,000	\$0	\$0	\$0	\$0	\$200,000

*Status definitions:

- Unidentified: Funding source has not yet been determined
- Identified: Funding source has been found, but not yet requested
- Applied: Grant or loan application has been submitted, or budget has been requested
- Awarded: Grant or loan has been offered but the contract has not yet been signed or budget has not yet been approved by Council
- Encumbered: Project contract has been signed and funds have been allocated to spend on the project

Funding amounts in red reflect sources that are unidentified, identified or anticipated.

Solid Waste Disposal / ---

WTE - Periodic Turbine Overhaul

SWD-2013-15

Executive Summary:

Steam turbines require periodic overhauls to repair seals and bearings and check and repair any damage to turbine blades or the turbine shaft. This overhaul is typically done every 4 to 5 years.

Project Justification:

Internal wear and damage in the turbine must be repaired in order to assure continuing reliable, efficient operations.

Location:

Other Location

Spokane Regional Waste to Energy Facility 2900 S. Geiger Blvd. Spokane, WA 99224

Project Status:

Active

Project planned.

External Factors:

WTE outage scheduling.

Maintenance:

Maintenance of capital facilities, buildings and infrastructure has an impact on a Department's operating budget, and thus routine maintenance costs for new and ongoing projects are identified in the table below.

	2015	2016	2017	2018	2019	2020	Total
Expected Annual Maintenance	\$0	\$0	\$0	\$0	\$0	\$0	\$0

Maintenance Comments:

Solid Waste Disposal / ---

WTE - Periodic Turbine Overhaul

SWD-2013-15

Spending:

Project Phase	Spending To Date	Estimated Spending							Total
		2015	2016	2017	2018	2019	2020	6-Year Total	
Construction	\$0	\$0	\$0	\$0	\$0	\$0	\$2,000,000	\$2,000,000	\$2,000,000
Total	\$0	\$0	\$0	\$0	\$0	\$0	\$2,000,000	\$2,000,000	\$2,000,000

Funding:

Funding Name	Source	Status*	Funding to Date	Estimated Funding						Total
				2015	2016	2017	2018	2019	2020	
Utility rates	Local	Identified	\$0	\$0	\$0	\$0	\$0	\$0	\$2,000,000	\$2,000,000
Total			\$0	\$0	\$0	\$0	\$0	\$0	\$2,000,000	\$2,000,000

*Status definitions:

- Unidentified: Funding source has not yet been determined
- Identified: Funding source has been found, but not yet requested
- Applied: Grant or loan application has been submitted, or budget has been requested
- Awarded: Grant or loan has been offered but the contract has not yet been signed or budget has not yet been approved by Council
- Encumbered: Project contract has been signed and funds have been allocated to spend on the project

Funding amounts in red reflect sources that are unidentified, identified or anticipated.

WTE - Replace Continuous Emission Monitoring System(CEM)

SWD-2012-341

Executive Summary:

The WTE Facility is required by permit to have a CEM System in operations at all times. Without an operational system the Facility is unable to operate. The current system is over 10 years old and needs replacement for reliable operations.

Project Justification:

The CEM system is in continuous operations and is necessary to operate the Facility. The CEM system tests the air quality of each boiler every 15 seconds and generates reports for regulatory agencies and generates data for plant operations. Periodic equipment replacement and upgrade is necessary to assure reliable operation to comply with permit requirements.

Location:

Other Location

2900 S. Geiger Blvd. Spokane, WA 99224

Project Status:

Active

Project planned.

External Factors:

Maintenance:

Maintenance of capital facilities, buildings and infrastructure has an impact on a Department's operating budget, and thus routine maintenance costs for new and ongoing projects are identified in the table below.

	2015	2016	2017	2018	2019	2020	Total
Expected Annual Maintenance	\$0	\$0	\$0	\$0	\$0	\$0	\$0

Maintenance Comments:

WTE - Replace Continuous Emission Monitoring System(CEM)

SWD-2012-341

Spending:

Project Phase	Spending To Date	Estimated Spending							Total
		2015	2016	2017	2018	2019	2020	6-Year Total	
Purchases	\$0	\$500,000	\$0	\$0	\$0	\$0	\$0	\$500,000	\$500,000
Total	\$0	\$500,000	\$0	\$0	\$0	\$0	\$0	\$500,000	\$500,000

Funding:

Funding Name	Source	Status*	Funding to Date	Estimated Funding						
				2015	2016	2017	2018	2019	2020	Total
Utility Rates	Local	Identified	\$0	\$500,000	\$0	\$0	\$0	\$0	\$0	\$500,000
Total			\$0	\$500,000	\$0	\$0	\$0	\$0	\$0	\$500,000

*Status definitions:

- Unidentified: Funding source has not yet been determined
- Identified: Funding source has been found, but not yet requested
- Applied: Grant or loan application has been submitted, or budget has been requested
- Awarded: Grant or loan has been offered but the contract has not yet been signed or budget has not yet been approved by Council
- Encumbered: Project contract has been signed and funds have been allocated to spend on the project

Funding amounts in red reflect sources that are unidentified, identified or anticipated.

WTE - Replace Programmable Logic Controllers(PLC)

SWD-2012-340

Executive Summary:

The WTE Facility utilizes many programmable logic controllers(PLC) in dedicated subsystems to operate. A loss of any of these controllers will impact the ability of the WTE Facility to dispose of the garbage.

Project Justification:

The PLC's are 20 years+ old and need replacement. Parts are obsolete and becoming unavailable. Maintenance is difficult to perform.

Location:

Other Location

Spokane Regional Waste to Energy Facility 2900 S. Geiger Blvd. Spokane, WA 99224

Project Status:

Active

Project planned.

External Factors:

Availability of contractors. Amount of garbage needing disposal. Outage scheduling of the WTE Facility.

Maintenance:

Maintenance of capital facilities, buildings and infrastructure has an impact on a Department's operating budget, and thus routine maintenance costs for new and ongoing projects are identified in the table below.

	2015	2016	2017	2018	2019	2020	Total
Expected Annual Maintenance	\$0	\$0	\$0	\$0	\$0	\$0	\$0

Maintenance Comments:

Solid Waste Disposal / ---

WTE - Replace Programmable Logic Controllers(PLC)

SWD-2012-340

Spending:

Project Phase	Spending To Date	Estimated Spending							Total
		2015	2016	2017	2018	2019	2020	6-Year Total	
Construction	\$0	\$400,000	\$0	\$0	\$0	\$0	\$0	\$400,000	\$400,000
Total	\$0	\$400,000	\$0	\$0	\$0	\$0	\$0	\$400,000	\$400,000

Funding:

Funding Name	Source	Status*	Funding to Date	Estimated Funding						Total
				2015	2016	2017	2018	2019	2020	
Utility Rates	Local	Identified	\$0	\$400,000	\$0	\$0	\$0	\$0	\$0	\$400,000
Total			\$0	\$400,000	\$0	\$0	\$0	\$0	\$0	\$400,000

*Status definitions:

- Unidentified: Funding source has not yet been determined
- Identified: Funding source has been found, but not yet requested
- Applied: Grant or loan application has been submitted, or budget has been requested
- Awarded: Grant or loan has been offered but the contract has not yet been signed or budget has not yet been approved by Council
- Encumbered: Project contract has been signed and funds have been allocated to spend on the project

Funding amounts in red reflect sources that are unidentified, identified or anticipated.

WTE - Replacement of Turbine/Generator Control System

SWD-2012-336

Executive Summary:

The Spokane Regional Waste to Energy Facility generates steam from the combustion of solid waste. The high pressure /temperature steam is converted to electrical energy via a turbine/generator. This project replaces the system that controls the operation of the turbine generator.

Project Justification:

The current control system is over 20 years old, parts and maintenance are difficult. The current system is showing it's age and is need of replacement as soon as possible. If the current system fails, the WTE facility will not be able to generate electricity and therefore will not be able to sell the electricity and need to purchase electricity.

Location:

Other Location

Spokane Regional Waste to Energy Facility 2900 S. Geiger Blvd. Spokane, WA 99224

Project Status:

Active

Project planned.

External Factors:

WTE facility turbine-generator will need to be in an outage. External contractor availability.

Maintenance:

Maintenance of capital facilities, buildings and infrastructure has an impact on a Department's operating budget, and thus routine maintenance costs for new and ongoing projects are identified in the table below.

	2015	2016	2017	2018	2019	2020	Total
Expected Annual Maintenance	\$0	\$0	\$0	\$0	\$0	\$0	\$0

Maintenance Comments:

WTE - Replacement of Turbine/Generator Control System

SWD-2012-336

Spending:

Project Phase	Spending To Date	Estimated Spending							Total
		2015	2016	2017	2018	2019	2020	6-Year Total	
Construction	\$0	\$100,000	\$0	\$0	\$0	\$0	\$0	\$100,000	\$100,000
Total	\$0	\$100,000	\$0	\$0	\$0	\$0	\$0	\$100,000	\$100,000

Funding:

Funding Name	Source	Status*	Funding to Date	Estimated Funding						Total
				2015	2016	2017	2018	2019	2020	
Utility Rates	Local	Identified	\$0	\$100,000	\$0	\$0	\$0	\$0	\$0	\$100,000
Total			\$0	\$100,000	\$0	\$0	\$0	\$0	\$0	\$100,000

*Status definitions:

- Unidentified: Funding source has not yet been determined
- Identified: Funding source has been found, but not yet requested
- Applied: Grant or loan application has been submitted, or budget has been requested
- Awarded: Grant or loan has been offered but the contract has not yet been signed or budget has not yet been approved by Council
- Encumbered: Project contract has been signed and funds have been allocated to spend on the project

Funding amounts in red reflect sources that are unidentified, identified or anticipated.

WTE - Retube Boiler Economizer section

SWD-2012-347

Executive Summary:

The boilers of the WTE Facility has an economizer section that transfers the heat from combustion into steam. The economizer section in the boiler has been repaired throughout it's life and is in need of being replaced.

Project Justification:

The economizer section is 20+ years old and is in need of being retubed.

Location:

Other Location

Spokane Regional Waste to Energy Facility 2900 S. Geiger Blvd. Spokane, WA 99224

Project Status:

Active

Project planned.

External Factors:

Maintenance:

Maintenance of capital facilities, buildings and infrastructure has an impact on a Department's operating budget, and thus routine maintenance costs for new and ongoing projects are identified in the table below.

	2015	2016	2017	2018	2019	2020	Total
Expected Annual Maintenance	\$0	\$0	\$0	\$0	\$0	\$0	\$0

Maintenance Comments:

Solid Waste Disposal / ---

WTE - Retube Boiler Economizer section

SWD-2012-347

Spending:

Project Phase	Spending To Date	Estimated Spending							Total
		2015	2016	2017	2018	2019	2020	6-Year Total	
Construction	\$0	\$0	\$1,000,000	\$0	\$0	\$0	\$0	\$1,000,000	\$1,000,000
Total	\$0	\$0	\$1,000,000	\$0	\$0	\$0	\$0	\$1,000,000	\$1,000,000

Funding:

Funding Name	Source	Status*	Funding to Date	Estimated Funding						
				2015	2016	2017	2018	2019	2020	Total
Utility Rates	Local	Identified	\$0	\$0	\$1,000,000	\$0	\$0	\$0	\$0	\$1,000,000
Total			\$0	\$0	\$1,000,000	\$0	\$0	\$0	\$0	\$1,000,000

*Status definitions:

- Unidentified: Funding source has not yet been determined
- Identified: Funding source has been found, but not yet requested
- Applied: Grant or loan application has been submitted, or budget has been requested
- Awarded: Grant or loan has been offered but the contract has not yet been signed or budget has not yet been approved by Council
- Encumbered: Project contract has been signed and funds have been allocated to spend on the project

Funding amounts in red reflect sources that are unidentified, identified or anticipated.

WTE - Retube Boiler Generating section

SWD-2012-345

Executive Summary:

The boilers of the WTE Facility has a generating section that transfers the heat from combustion into steam. The generating section in the boiler has been repaired throughout its life and is in need of being replaced.

Project Justification:

The generating section is 20+ years old and is in need of being retubed.

Location:

Other Location

Spokane Regional Waste to Energy Facility

Project Status:

Active

Project planned.

External Factors:

Maintenance:

Maintenance of capital facilities, buildings and infrastructure has an impact on a Department's operating budget, and thus routine maintenance costs for new and ongoing projects are identified in the table below.

	2015	2016	2017	2018	2019	2020	Total
Expected Annual Maintenance	\$0	\$0	\$0	\$0	\$0	\$0	\$0

Maintenance Comments:

WTE - Retube Boiler Generating section

SWD-2012-345

Spending:

Project Phase	Spending To Date	Estimated Spending							Total
		2015	2016	2017	2018	2019	2020	6-Year Total	
Construction	\$0	\$0	\$0	\$1,000,000	\$0	\$0	\$0	\$1,000,000	\$1,000,000
Total	\$0	\$0	\$0	\$1,000,000	\$0	\$0	\$0	\$1,000,000	\$1,000,000

Funding:

Funding Name	Source	Status*	Funding to Date	Estimated Funding						
				2015	2016	2017	2018	2019	2020	Total
Utility Rates	Local	Identified	\$0	\$0	\$0	\$1,000,000	\$0	\$0	\$0	\$1,000,000
Total			\$0	\$0	\$0	\$1,000,000	\$0	\$0	\$0	\$1,000,000

*Status definitions:

- Unidentified: Funding source has not yet been determined
- Identified: Funding source has been found, but not yet requested
- Applied: Grant or loan application has been submitted, or budget has been requested
- Awarded: Grant or loan has been offered but the contract has not yet been signed or budget has not yet been approved by Council
- Encumbered: Project contract has been signed and funds have been allocated to spend on the project

Funding amounts in red reflect sources that are unidentified, identified or anticipated.

Solid Waste Disposal / ---

WTE - Scale System Replacement

SWD-2012-344

Executive Summary:

The WTE Facility has 5 scales utilized to weigh the garbage and charge the customers for garbage disposal services. The existing scales are the original scales and the working parts are in need of replacement.

Project Justification:

The existing scales are the original scales and the working parts are in need of replacement.

Location:

Other Location

Spokane Regional Waste to Energy Facility 2900 S. Geiger Blvd. Spokane, WA 99224

Project Status:

Active

Project planned.

External Factors:

Maintenance:

Maintenance of capital facilities, buildings and infrastructure has an impact on a Department's operating budget, and thus routine maintenance costs for new and ongoing projects are identified in the table below.

	2015	2016	2017	2018	2019	2020	Total
Expected Annual Maintenance	\$0	\$0	\$0	\$0	\$0	\$0	\$0

Maintenance Comments:

Solid Waste Disposal / ---

WTE - Scale System Replacement

SWD-2012-344

Spending:

Project Phase	Spending To Date	Estimated Spending							Total
		2015	2016	2017	2018	2019	2020	6-Year Total	
Purchases	\$0	\$500,000	\$0	\$0	\$0	\$0	\$0	\$500,000	\$500,000
Total	\$0	\$500,000	\$0	\$0	\$0	\$0	\$0	\$500,000	\$500,000

Funding:

Funding Name	Source	Status*	Funding to Date	Estimated Funding						Total
				2015	2016	2017	2018	2019	2020	
Utility Rates	Local	Applied	\$0	\$500,000	\$0	\$0	\$0	\$0	\$0	\$500,000
Total			\$0	\$500,000	\$0	\$0	\$0	\$0	\$0	\$500,000

*Status definitions:

- Unidentified: Funding source has not yet been determined
- Identified: Funding source has been found, but not yet requested
- Applied: Grant or loan application has been submitted, or budget has been requested
- Awarded: Grant or loan has been offered but the contract has not yet been signed or budget has not yet been approved by Council
- Encumbered: Project contract has been signed and funds have been allocated to spend on the project

Funding amounts in red reflect sources that are unidentified, identified or anticipated.

WTE - Turbine Overhaul & Reblade the 1st Stage

SWD-2012-342

Executive Summary:

Inspection of the turbine during 2010 indicated a need to overhaul the turbine and replace blades in the first stage. This work was deferred until such time that the impacts on electrical generation and revenues will be minimized.

Project Justification:

Internal damage in the turbine must be repaired in order to assure continuing reliable operations.

Location:

Other Location

Spokane Regional Waste to Energy Facility 2900 S. Geiger Blvd. Spokane, WA 99224

Project Status:

Active

Project planned.

External Factors:

WTE outage scheduling.

Maintenance:

Maintenance of capital facilities, buildings and infrastructure has an impact on a Department's operating budget, and thus routine maintenance costs for new and ongoing projects are identified in the table below.

	2015	2016	2017	2018	2019	2020	Total
Expected Annual Maintenance	\$0	\$0	\$0	\$0	\$0	\$0	\$0

Maintenance Comments:

Solid Waste Disposal / ---

WTE - Turbine Overhaul & Reblade the 1st Stage

SWD-2012-342

Spending:

Project Phase	Spending To Date	Estimated Spending							Total
		2015	2016	2017	2018	2019	2020	6-Year Total	
Construction	\$0	\$1,800,000	\$0	\$0	\$0	\$0	\$0	\$1,800,000	\$1,800,000
Total	\$0	\$1,800,000	\$0	\$0	\$0	\$0	\$0	\$1,800,000	\$1,800,000

Funding:

Funding Name	Source	Status*	Funding to Date	Estimated Funding						Total
				2015	2016	2017	2018	2019	2020	
Utility Rates	Local	Identified	\$0	\$1,800,000	\$0	\$0	\$0	\$0	\$0	\$1,800,000
Total			\$0	\$1,800,000	\$0	\$0	\$0	\$0	\$0	\$1,800,000

*Status definitions:

- Unidentified: Funding source has not yet been determined
- Identified: Funding source has been found, but not yet requested
- Applied: Grant or loan application has been submitted, or budget has been requested
- Awarded: Grant or loan has been offered but the contract has not yet been signed or budget has not yet been approved by Council
- Encumbered: Project contract has been signed and funds have been allocated to spend on the project

Funding amounts in red reflect sources that are unidentified, identified or anticipated.

WTE - VFD Motor Control System Replacement

SWD-2012-343

Executive Summary:

In 2002, the Facility install 9 VFD motor controllers to make the existing motors more efficient and to use less energy, thereby resulting in more electrical energy to sell. The existing units are out of date and will no longer be supported by the manufacturer.

Project Justification:

Existing equipment is out of date and will no longer be supported by the manufacturer. Parts are no longer being manufactured and maintenance is increasing becoming more difficult to perform.

Location:

Other Location

Spokane Regional Waste to Energy Facility 2900 S. Geiger Blvd. Spokane, WA 99224

Project Status:

Active

Project planned.

External Factors:

Maintenance:

Maintenance of capital facilities, buildings and infrastructure has an impact on a Department's operating budget, and thus routine maintenance costs for new and ongoing projects are identified in the table below.

	2015	2016	2017	2018	2019	2020	Total
Expected Annual Maintenance	\$0	\$0	\$0	\$0	\$0	\$0	\$0

Maintenance Comments:

WTE - VFD Motor Control System Replacement

SWD-2012-343

Spending:

Project Phase	Spending To Date	Estimated Spending							Total
		2015	2016	2017	2018	2019	2020	6-Year Total	
Purchases	\$0	\$500,000	\$500,000	\$0	\$0	\$0	\$0	\$1,000,000	\$1,000,000
Total	\$0	\$500,000	\$500,000	\$0	\$0	\$0	\$0	\$1,000,000	\$1,000,000

Funding:

Funding Name	Source	Status*	Funding to Date	Estimated Funding						Total
				2015	2016	2017	2018	2019	2020	
Utility Rates	Local	Identified	\$0	\$500,000	\$500,000	\$0	\$0	\$0	\$0	\$1,000,000
Total			\$0	\$500,000	\$500,000	\$0	\$0	\$0	\$0	\$1,000,000

*Status definitions:

- Unidentified: Funding source has not yet been determined
- Identified: Funding source has been found, but not yet requested
- Applied: Grant or loan application has been submitted, or budget has been requested
- Awarded: Grant or loan has been offered but the contract has not yet been signed or budget has not yet been approved by Council
- Encumbered: Project contract has been signed and funds have been allocated to spend on the project

Funding amounts in red reflect sources that are unidentified, identified or anticipated.

SOLID WASTE COLLECTION DEPARTMENT

Solid Waste Collection Department

Department Goals

The Solid Waste Collection Department is committed to providing the citizens of Spokane with a comprehensive and cost effective waste collection system.

Our mission is to ensure the safety and health of our citizens and environment through the proper, sustainable and efficient collection and management of solid waste. The department provides a quality service to the public while maintaining the highest regulatory and environmental standards.



From curbside collection to the transfer of waste to our Waste to Energy facility, the department is dedicated to managing solid waste as efficiently as possible while continuing to reduce operational costs and improve efficiencies as opportunities arise.

Contact Information

Name	Title	Telephone	Email
Scott Windsor	Director	625-7806	swindsor@spokanecity.org
Geoffrey Glenn	Disposal Operations Superintendent	625-7988	gglenn@spokanecity.org
Rick Hughes	Commercial Supervisor	625-7871	rhughes@spokanecity.org

Services

Solid Waste Collection Department strives to offer the most efficient refuse collection service possible. By utilizing new technologies and adapting to meet the needs of the community, we guarantee the stability of rates while providing superior customer service for citizens and a safe work environment for our employees.

The department provides separate collection of recyclable materials, and yard and food waste (organics), from the general solid waste stream. This program provides an easy way to reduce the amount of solid waste collected from Spokane residences while at the same time diverting recyclable materials for beneficial use.

The Solid Waste Collection Department supports community cleanups through funding provided to Neighborhood Services. Neighborhood Councils use these funds for solid waste collection and disposal activities that they decide to utilize.

The department staffs, manages and operates Spokane County transfer stations for the Regional System. All materials collected at the sites, and the public part of the Waste to Energy plant, is managed by department staff.

Solid Waste Management also monitors and maintains the closed Northside Landfill (NSLF), and the closed Southside Landfill (SSLF), in compliance with regulatory requirements.

Background

Solid Waste Collection Department provides citizens with convenient, dependable and courteous weekly commercial and residential solid waste collection. Citizens can choose from 32, 68 and 95-gallon carts that easily roll out to the collection point and are provided by the department to our residents.

The department also provides weekly curbside residential collection of recyclables, food scraps and yard waste. Multi-weekly collection of recyclables from businesses is also provided as requested. In the fourth quarter of 2012, the department implemented single-stream recycling. Residents of the City of Spokane were provided 64-gallon automated carts. The single-stream program has increased the amount and types of materials collected for recycling purposes and resulted in an increase in tonnage collected by nearly 65% in the first six months.

In order to comply with the Environmental Protection Agency clean-up order and mitigation, Solid Waste Management collects, manages and tests methane gas and groundwater at the NSLF. Explosive gases from the landfills are managed to not impact neighboring citizens or the environment. The landfill cap, access roads and flare station are maintained in compliance with operation permits. Groundwater data is monitored, analyzed and reported to various regulatory agencies to prevent offsite migration of contaminants to the aquifer.

Level of Service Standard

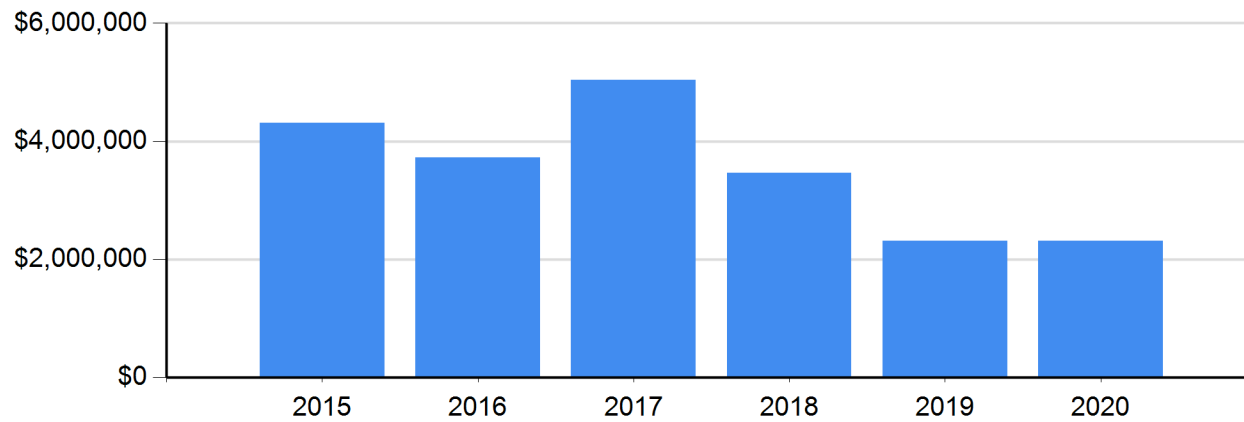
Approximately 67,000 households and 3,000 businesses are serviced at least once a week, with timely response given to extra pickups and return trips. At least 142,000 tons of garbage is collected annually. Over 12,000 tons of recyclable materials, and 12,000 tons of yard and food waste (organics) are currently being diverted from disposal.

Solid Waste Management meets all operating permit requirements of both the NSLF and the SSLF, as well as the transfer stations. We ensure compliance with all regulations as promulgated by the Environmental Protection Agency, the Department of Ecology, the Spokane Regional Health District and the Spokane Regional Clean Air Authority.

Spending by Category Summary

Solid Waste Collection

Category	2015	2016	2017	2018	2019	2020	Total
Solid Waste Collection Department	\$4,314,800	\$3,721,280	\$5,038,408	\$3,467,249	\$2,308,974	\$2,315,000	\$21,165,711
Total	\$4,314,800	\$3,721,280	\$5,038,408	\$3,467,249	\$2,308,974	\$2,315,000	\$21,165,711



Funding Summary by Project

Solid Waste Collection

Project Name	Funding Source	To Date	2015	2016	2017	2018	2019	2020	Project Total
Automated Refuse and Yard Waste Carts	Utility Rates	\$0	\$665,500	\$732,050	\$805,255	\$885,781	\$974,359	\$975,000	\$5,037,945
	Total	\$0	\$665,500	\$732,050	\$805,255	\$885,781	\$974,359	\$975,000	\$5,037,945
Front-Loading Refuse Collection Vehicle Replacement	Equipment Reserves	\$0	\$2,500,000	\$0	\$0	\$1,300,000	\$0	\$0	\$3,800,000
	Total	\$0	\$2,500,000	\$0	\$0	\$1,300,000	\$0	\$0	\$3,800,000
Metal Commercial Refuse Containers	Utility Rates	\$0	\$266,200	\$292,820	\$322,102	\$354,312	\$389,743	\$380,000	\$2,005,177
	Total	\$0	\$266,200	\$292,820	\$322,102	\$354,312	\$389,743	\$380,000	\$2,005,177
Plastic Commercial Refuse Containers	Utility Rates	\$0	\$133,100	\$146,410	\$161,051	\$177,156	\$194,872	\$210,000	\$1,022,589
	Total	\$0	\$133,100	\$146,410	\$161,051	\$177,156	\$194,872	\$210,000	\$1,022,589
Rear-Loading Refuse Collection Vehicle Replacement	Equipment Reserves	\$0	\$0	\$1,800,000	\$1,800,000	\$0	\$0	\$0	\$3,600,000
	Total	\$0	\$0	\$1,800,000	\$1,800,000	\$0	\$0	\$0	\$3,600,000
Reserve for Purchases	Utility Rates	\$0	\$750,000	\$750,000	\$750,000	\$750,000	\$750,000	\$750,000	\$4,500,000
	Total	\$0	\$750,000	\$750,000	\$750,000	\$750,000	\$750,000	\$750,000	\$4,500,000
Tilt Frame & Pal Body Refuse Collection Vehicle Replacement	Utility Rates	\$0	\$0	\$0	\$1,200,000	\$0	\$0	\$0	\$1,200,000
	Total	\$0	\$0	\$0	\$1,200,000	\$0	\$0	\$0	\$1,200,000
Category Total		\$0	\$4,314,800	\$3,721,280	\$5,038,408	\$3,467,249	\$2,308,974	\$2,315,000	\$21,165,711
Department Total		\$0	\$4,314,800	\$3,721,280	\$5,038,408	\$3,467,249	\$2,308,974	\$2,315,000	\$21,165,711

Solid Waste Collection Department Project Reports

**SWC:
City Wide Projects**

- SWC-2012-178
- SWC-2012-194
- SWC-2012-195
- SWC-2012-361

Begin Year

- | | | |
|--------|--------|--------|
| ● 2015 | ● 2017 | ● 2019 |
| ● 2016 | ● 2018 | ● 2020 |

SWC-2012-200
SWC-2012-201 ● SWC-2012-199

Solid Waste Collection 2015 - 2020



Automated Refuse and Yard Waste Carts

SWC-2012-195

Executive Summary:

Automated refuse and yard waste carts for use by residential customers.

Project Justification:

To provide collection of solid waste to residential accounts.

Location:

Other Location
City of Spokane

Project Status:

Active
Continued collection of solid waste to residential accounts.

External Factors:

Council action is required to approve Solid Waste Management Rates in order to fully fund this project.

Maintenance:

Maintenance of capital facilities, buildings and infrastructure has an impact on a Department's operating budget, and thus routine maintenance costs for new and ongoing projects are identified in the table below.

	2015	2016	2017	2018	2019	2020	Total
Expected Annual Maintenance	\$0	\$0	\$0	\$0	\$0	\$0	\$0

Maintenance Comments:

Automated Refuse and Yard Waste Carts

SWC-2012-195

Spending:

Project Phase	Spending To Date	Estimated Spending							Total
		2015	2016	2017	2018	2019	2020	6-Year Total	
Purchases	\$0	\$665,500	\$732,050	\$805,255	\$885,781	\$974,359	\$975,000	\$5,037,945	\$5,037,945
Total	\$0	\$665,500	\$732,050	\$805,255	\$885,781	\$974,359	\$975,000	\$5,037,945	\$5,037,945

Funding:

Funding Name	Source	Status*	Funding to Date	Estimated Funding						Total
				2015	2016	2017	2018	2019	2020	
Utility Rates	Local	Identified	\$0	\$665,500	\$732,050	\$805,255	\$885,781	\$974,359	\$975,000	\$5,037,945
Total			\$0	\$665,500	\$732,050	\$805,255	\$885,781	\$974,359	\$975,000	\$5,037,945

*Status definitions:

- Unidentified: Funding source has not yet been determined
- Identified: Funding source has been found, but not yet requested
- Applied: Grant or loan application has been submitted, or budget has been requested
- Awarded: Grant or loan has been offered but the contract has not yet been signed or budget has not yet been approved by Council
- Encumbered: Project contract has been signed and funds have been allocated to spend on the project

Funding amounts in red reflect sources that are unidentified, identified or anticipated.

Solid Waste Collection / ---

Front-Loading Refuse Collection Vehicle Replacement

SWC-2012-201

Executive Summary:

Scheduled replacement of four vehicles.

Project Justification:

To provide collection of solid waste to commercial customers.

Location:

Other Location

Solid Waste Management offices

Project Status:

Active

Replacement of current collection vehicles at end of life.

External Factors:

Council action is required to approve Solid Waste Management Rates in order to fully fund this project.

Maintenance:

Maintenance of capital facilities, buildings and infrastructure has an impact on a Department's operating budget, and thus routine maintenance costs for new and ongoing projects are identified in the table below.

	2015	2016	2017	2018	2019	2020	Total
Expected Annual Maintenance	\$0	\$0	\$0	\$0	\$0	\$0	\$0

Maintenance Comments:

Front-Loading Refuse Collection Vehicle Replacement

SWC-2012-201

Spending:

Project Phase	Spending To Date	Estimated Spending							Total
		2015	2016	2017	2018	2019	2020	6-Year Total	
Purchases	\$0	\$2,500,000	\$0	\$0	\$1,300,000	\$0	\$0	\$3,800,000	\$3,800,000
Total	\$0	\$2,500,000	\$0	\$0	\$1,300,000	\$0	\$0	\$3,800,000	\$3,800,000

Funding:

Funding Name	Source	Status*	Funding to Date	Estimated Funding						Total
				2015	2016	2017	2018	2019	2020	
Equipment Reserves	Local	Identified	\$0	\$2,500,000	\$0	\$0	\$1,300,000	\$0	\$0	\$3,800,000
Total			\$0	\$2,500,000	\$0	\$0	\$1,300,000	\$0	\$0	\$3,800,000

*Status definitions:

- Unidentified: Funding source has not yet been determined
- Identified: Funding source has been found, but not yet requested
- Applied: Grant or loan application has been submitted, or budget has been requested
- Awarded: Grant or loan has been offered but the contract has not yet been signed or budget has not yet been approved by Council
- Encumbered: Project contract has been signed and funds have been allocated to spend on the project

Funding amounts in red reflect sources that are unidentified, identified or anticipated.

Metal Commercial Refuse Containers

SWC-2012-194

Executive Summary:

Large metal refuse containers for use on construction, demolition, and large commercial refuse accounts.

Project Justification:

To provide collection of solid waste to commercial accounts.

Location:

Other Location

City of Spokane

Project Status:

Active

Continued collection of solid waste to commercial accounts.

External Factors:

Council action is required to approve Solid Waste Management Rates in order to fully fund this project.

Maintenance:

Maintenance of capital facilities, buildings and infrastructure has an impact on a Department's operating budget, and thus routine maintenance costs for new and ongoing projects are identified in the table below.

	2015	2016	2017	2018	2019	2020	Total
Expected Annual Maintenance	\$0	\$0	\$0	\$0	\$0	\$0	\$0

Maintenance Comments:

Metal Commercial Refuse Containers

SWC-2012-194

Spending:

Project Phase	Spending To Date	Estimated Spending							Total
		2015	2016	2017	2018	2019	2020	6-Year Total	
Purchases	\$0	\$266,200	\$292,820	\$322,102	\$354,312	\$389,743	\$380,000	\$2,005,177	\$2,005,177
Total	\$0	\$266,200	\$292,820	\$322,102	\$354,312	\$389,743	\$380,000	\$2,005,177	\$2,005,177

Funding:

Funding Name	Source	Status*	Funding to Date	Estimated Funding						Total
				2015	2016	2017	2018	2019	2020	
Utility Rates	Local	Identified	\$0	\$266,200	\$292,820	\$322,102	\$354,312	\$389,743	\$380,000	\$2,005,177
Total			\$0	\$266,200	\$292,820	\$322,102	\$354,312	\$389,743	\$380,000	\$2,005,177

*Status definitions:

- Unidentified: Funding source has not yet been determined
- Identified: Funding source has been found, but not yet requested
- Applied: Grant or loan application has been submitted, or budget has been requested
- Awarded: Grant or loan has been offered but the contract has not yet been signed or budget has not yet been approved by Council
- Encumbered: Project contract has been signed and funds have been allocated to spend on the project

Funding amounts in red reflect sources that are unidentified, identified or anticipated.

Plastic Commercial Refuse Containers

SWC-2012-178

Executive Summary:

Replacement of old metal containers with newer plastic containers which are lighter and require less maintenance.

Project Justification:

To provide collection of solid waste to commercial accounts.

Location:

Other Location

City of Spokane

Project Status:

Active

Continued collection of solid waste to commercial accounts.

External Factors:

Council action is required to approve Solid Waste Management Rates in order to fully fund this project.

Maintenance:

Maintenance of capital facilities, buildings and infrastructure has an impact on a Department's operating budget, and thus routine maintenance costs for new and ongoing projects are identified in the table below.

	2015	2016	2017	2018	2019	2020	Total
Expected Annual Maintenance	\$0	\$0	\$0	\$0	\$0	\$0	\$0

Maintenance Comments:

Plastic Commercial Refuse Containers

SWC-2012-178

Spending:

Project Phase	Spending To Date	Estimated Spending							Total
		2015	2016	2017	2018	2019	2020	6-Year Total	
Purchases	\$0	\$133,100	\$146,410	\$161,051	\$177,156	\$194,872	\$210,000	\$1,022,589	\$1,022,589
Total	\$0	\$133,100	\$146,410	\$161,051	\$177,156	\$194,872	\$210,000	\$1,022,589	\$1,022,589

Funding:

Funding Name	Source	Status*	Funding to Date	Estimated Funding						Total
				2015	2016	2017	2018	2019	2020	
Utility Rates	Local	Identified	\$0	\$133,100	\$146,410	\$161,051	\$177,156	\$194,872	\$210,000	\$1,022,589
Total			\$0	\$133,100	\$146,410	\$161,051	\$177,156	\$194,872	\$210,000	\$1,022,589

*Status definitions:

- Unidentified: Funding source has not yet been determined
- Identified: Funding source has been found, but not yet requested
- Applied: Grant or loan application has been submitted, or budget has been requested
- Awarded: Grant or loan has been offered but the contract has not yet been signed or budget has not yet been approved by Council
- Encumbered: Project contract has been signed and funds have been allocated to spend on the project

Funding amounts in red reflect sources that are unidentified, identified or anticipated.

Rear-Loading Refuse Collection Vehicle Replacement

SWC-2012-199

Executive Summary:

Scheduled replacement of seven vehicles.

Project Justification:

To provide collection of solid waste to commercial and residential customers. Allows for continued alley service

Location:

Other Location

Solid Waste Management offices

Project Status:

Active

Replacement of current collection vehicles at end of life.

External Factors:

Council action is required to approve Solid Waste Management Rates in order to fully fund this project.

Maintenance:

Maintenance of capital facilities, buildings and infrastructure has an impact on a Department's operating budget, and thus routine maintenance costs for new and ongoing projects are identified in the table below.

	2015	2016	2017	2018	2019	2020	Total
Expected Annual Maintenance	\$0	\$0	\$0	\$0	\$0	\$0	\$0

Maintenance Comments:

Rear-Loading Refuse Collection Vehicle Replacement

SWC-2012-199

Spending:

Project Phase	Spending To Date	Estimated Spending						6-Year Total	Total
		2015	2016	2017	2018	2019	2020		
Purchases	\$0	\$0	\$1,800,000	\$1,800,000	\$0	\$0	\$0	\$3,600,000	\$3,600,000
Total	\$0	\$0	\$1,800,000	\$1,800,000	\$0	\$0	\$0	\$3,600,000	\$3,600,000

Funding:

Funding Name	Source	Status*	Funding to Date	Estimated Funding						Total
				2015	2016	2017	2018	2019	2020	
Equipment Reserves	Local	Identified	\$0	\$0	\$1,800,000	\$1,800,000	\$0	\$0	\$0	\$3,600,000
Total			\$0	\$0	\$1,800,000	\$1,800,000	\$0	\$0	\$0	\$3,600,000

*Status definitions:

- Unidentified: Funding source has not yet been determined
- Identified: Funding source has been found, but not yet requested
- Applied: Grant or loan application has been submitted, or budget has been requested
- Awarded: Grant or loan has been offered but the contract has not yet been signed or budget has not yet been approved by Council
- Encumbered: Project contract has been signed and funds have been allocated to spend on the project

Funding amounts in red reflect sources that are unidentified, identified or anticipated.

Solid Waste Collection / ---

Reserve for Purchases

SWC-2012-361

Executive Summary:

Reserve for purchase of vehicles due to accidents or equipment failure.

Project Justification:

For continuing service to solid waste customers.

Location:

Other Location

Solid Waste Management Offices

Project Status:

Active

Reserve for emergency purchases

External Factors:

Council action is required to approve Solid Waste Management Rates in order to fully fund this project.

Maintenance:

Maintenance of capital facilities, buildings and infrastructure has an impact on a Department's operating budget, and thus routine maintenance costs for new and ongoing projects are identified in the table below.

	2015	2016	2017	2018	2019	2020	Total
Expected Annual Maintenance	\$0	\$0	\$0	\$0	\$0	\$0	\$0

Maintenance Comments:

Reserve for Purchases

SWC-2012-361

Spending:

Project Phase	Spending To Date	Estimated Spending							Total
		2015	2016	2017	2018	2019	2020	6-Year Total	
Purchases	\$0	\$750,000	\$750,000	\$750,000	\$750,000	\$750,000	\$750,000	\$4,500,000	\$4,500,000
Total	\$0	\$750,000	\$750,000	\$750,000	\$750,000	\$750,000	\$750,000	\$4,500,000	\$4,500,000

Funding:

Funding Name	Source	Status*	Funding to Date	Estimated Funding						Total
				2015	2016	2017	2018	2019	2020	
Utility Rates	Local	Identified	\$0	\$750,000	\$750,000	\$750,000	\$750,000	\$750,000	\$750,000	\$4,500,000
Total			\$0	\$750,000	\$750,000	\$750,000	\$750,000	\$750,000	\$750,000	\$4,500,000

*Status definitions:

- Unidentified: Funding source has not yet been determined
- Identified: Funding source has been found, but not yet requested
- Applied: Grant or loan application has been submitted, or budget has been requested
- Awarded: Grant or loan has been offered but the contract has not yet been signed or budget has not yet been approved by Council
- Encumbered: Project contract has been signed and funds have been allocated to spend on the project

Funding amounts in red reflect sources that are unidentified, identified or anticipated.

Tilt Frame & Pal Body Refuse Collection Vehicle Replacement

SWC-2012-200

Executive Summary:

Scheduled replacement of two tilt frame vehicles and four commercial container delivery vehicles.

Project Justification:

To provide collection of solid waste to commercial customers.

Location:

Other Location

Solid Waste Management offices

Project Status:

Active

Replacement of current collection vehicles at end of life.

External Factors:

Council action is required to approve Solid Waste Management Rates in order to fully fund this project.

Maintenance:

Maintenance of capital facilities, buildings and infrastructure has an impact on a Department's operating budget, and thus routine maintenance costs for new and ongoing projects are identified in the table below.

	2015	2016	2017	2018	2019	2020	Total
Expected Annual Maintenance	\$0	\$0	\$0	\$0	\$0	\$0	\$0

Maintenance Comments:

Tilt Frame & Pal Body Refuse Collection Vehicle Replacement

SWC-2012-200

Spending:

Project Phase	Spending To Date	Estimated Spending							Total
		2015	2016	2017	2018	2019	2020	6-Year Total	
Purchases	\$0	\$0	\$0	\$1,200,000	\$0	\$0	\$0	\$1,200,000	\$1,200,000
Total	\$0	\$0	\$0	\$1,200,000	\$0	\$0	\$0	\$1,200,000	\$1,200,000

Funding:

Funding Name	Source	Status*	Funding to Date	Estimated Funding						
				2015	2016	2017	2018	2019	2020	Total
Utility Rates	Local	Identified	\$0	\$0	\$0	\$1,200,000	\$0	\$0	\$0	\$1,200,000
Total			\$0	\$0	\$0	\$1,200,000	\$0	\$0	\$0	\$1,200,000

*Status definitions:

- Unidentified: Funding source has not yet been determined
- Identified: Funding source has been found, but not yet requested
- Applied: Grant or loan application has been submitted, or budget has been requested
- Awarded: Grant or loan has been offered but the contract has not yet been signed or budget has not yet been approved by Council
- Encumbered: Project contract has been signed and funds have been allocated to spend on the project

Funding amounts in red reflect sources that are unidentified, identified or anticipated.

STREET DEPARTMENT

Street Department

Department Goals

The overall transportation goal within the City of Spokane is to develop and implement a transportation system and a healthy balance of transportation choices that supports economic vitality, as well as improves mobility and quality of life of all residents.



Contact Information

Street Department:

Mark Serbousek, Director, 232-8800, mserbousek@spokanecity.org

Capital Programs:

Katherine Miller, Principal Engineer, kemiller@spokanecity.org

Services Provided

From a capital projects perspective, the Street Department is responsible for monitoring the conditions of the existing transportation system which includes the City's public streets, bridges, and traffic control devices. When new facilities are needed, Capital Programs supports the Street Department by obtaining grants and loans to finance the design and construction of the capital project. Capital equipment replacement such as vehicles are also monitored by the Street Department and replaced as needed.

Background

Spokane has approximately 2098 lane miles of paved streets. Arterial streets account for approximately 760 of the total lane miles. The Street Department manages its pavements by regularly assessing their condition and performing routine maintenance as far as budget constraints will allow. When the roadway conditions exceed Street Department maintenance options, the roadway is ready for a capital project such as a partial/full reconstruction of the roadway.

On occasion new streets are needed such as the City's Martin Luther King Jr. Way roadway that recently opened. New street alignments and/or street widening are needed as population grows and when new development (or redevelopment) requires new access, additional capacity or better connectivity. When Capital improvements are identified as being needed, both the Street Department and Capital Programs coordinate to ensure the new facility meets both the Comprehensive Planning goals and functions within the existing street system.

The Street Department also oversees the traffic signal system which consists of over 250 signals throughout the City. Capital projects are also needed to keep pace with advances in signal system and ITS technology.

The Street Department is responsible for maintaining the safety of the traveling public. Most safety issues require a minor fix. However, when a safety issue is identified that requires an improvement that results in a capital project, the Street Department and Capital Programs coordinate to ensure the safety project is funded as soon as possible.

Equipment and vehicle replacement falls under capital expenditures when purchased. The Street Department oversees their equipment and vehicle inventory, replacing as needed.

Level of Service Standard

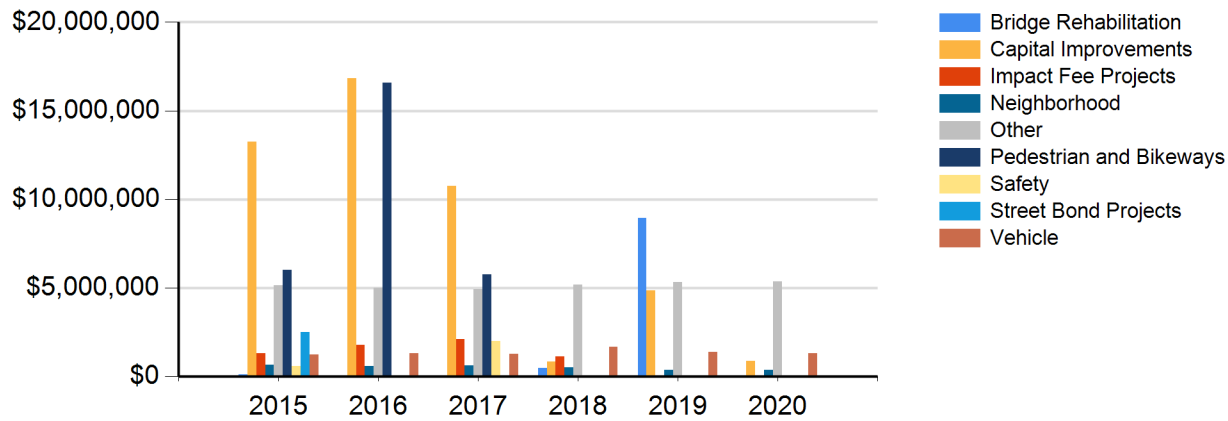
The City has a transportation level of service policy for auto vehicle traffic (ADMIN 0370-08-01). State law requires the City to have transportation LOS standards defined in the Comp Plan, but leaves it up to the City to define what they are. The policy describes these requirements to some degree. The City will likely review these standards during the Chapter 4 update.

Streets	
Signalized intersections	
Arterial, downtown, CBD.	LOS F, not to exceed 90 seconds of delay
Development Proposals	LOS F, not to exceed 85 seconds of delay
Principal or Minor Arterials	LOS E
Collector Arterials	LOS D
Unsignalized Intersections	LOS E

Spending by Category Summary

Streets

Category	2015	2016	2017	2018	2019	2020	Total
Bridge Rehabilitation	\$100,000	\$0	\$0	\$459,000	\$8,945,000	\$0	\$9,504,000
Capital Improvements	\$13,257,407	\$16,843,193	\$10,754,494	\$830,000	\$4,846,000	\$863,000	\$47,394,094
Impact Fee Projects	\$1,295,000	\$1,759,000	\$2,085,000	\$1,100,000	\$0	\$0	\$6,239,000
Neighborhood	\$654,000	\$555,000	\$601,000	\$517,000	\$350,000	\$350,000	\$3,027,000
Other	\$5,138,435	\$5,006,926	\$4,929,834	\$5,156,661	\$5,325,054	\$5,347,434	\$30,904,344
Pedestrian and Bikeways	\$5,989,576	\$16,560,000	\$5,760,000	\$10,000	\$10,000	\$10,000	\$28,339,576
Safety	\$584,000	\$0	\$1,975,000	\$0	\$0	\$0	\$2,559,000
Street Bond Projects	\$2,493,000	\$0	\$0	\$0	\$0	\$0	\$2,493,000
Vehicle	\$1,234,000	\$1,307,000	\$1,274,000	\$1,674,000	\$1,367,300	\$1,284,910	\$8,141,210
Total	\$30,745,418	\$42,031,119	\$27,379,328	\$9,746,661	\$20,843,354	\$7,855,344	\$138,601,224



Funding Summary by Project

Streets

Bridge Rehabilitation									
Project Name	Funding Source	To Date	2015	2016	2017	2018	2019	2020	Project Total
Post Street Bridge Deck Replacement	Fed Disc	\$0	\$0	\$0	\$0	\$0	\$1,372,000	\$0	\$1,372,000
	Other	\$0	\$0	\$0	\$0	\$100,000	\$4,273,000	\$0	\$4,373,000
	REET	\$653,000	\$0	\$0	\$0	\$359,000	\$300,000	\$0	\$659,000
	STP	\$0	\$0	\$0	\$0	\$0	\$1,000,000	\$0	\$1,000,000
	Wastewater	\$0	\$0	\$0	\$0	\$0	\$2,000,000	\$0	\$2,000,000
	Total	\$653,000	\$0	\$0	\$0	\$459,000	\$8,945,000	\$0	\$9,404,000
Riverfront Park Bridges Inspection	Parks	\$250,000	\$100,000	\$0	\$0	\$0	\$0	\$0	\$100,000
	Total	\$250,000	\$100,000	\$0	\$0	\$0	\$0	\$0	\$100,000
Category Total		\$903,000	\$100,000	\$0	\$0	\$459,000	\$8,945,000	\$0	\$9,504,000
Capital Improvements									
Project Name	Funding Source	To Date	2015	2016	2017	2018	2019	2020	Project Total
37th Ave from Regal to East City limits	Bond	\$0	\$0	\$72,650	\$72,650	\$0	\$0	\$0	\$145,300
	REET	\$0	\$0	\$200,000	\$200,000	\$0	\$0	\$0	\$400,000
	STP	\$950,000	\$0	\$175,000	\$175,000	\$0	\$0	\$0	\$350,000
	TIB	\$70,312	\$0	\$1,464,844	\$1,464,844	\$0	\$0	\$0	\$2,929,688
	Total	\$1,020,312	\$0	\$1,912,494	\$1,912,494	\$0	\$0	\$0	\$3,824,988
3rd Ave I.T.S. Division St. to Sunset Blvd.	CMAQ	\$1,796,744	\$8,650	\$0	\$0	\$0	\$0	\$0	\$8,650
	REET	\$280,417	\$1,350	\$0	\$0	\$0	\$0	\$0	\$1,350
	Total	\$2,077,161	\$10,000	\$0	\$0	\$0	\$0	\$0	\$10,000
Adaptive Signal System, Division St. from Bridgeport to 'Y'.	CMAQ	\$652,600	\$86,500	\$0	\$0	\$0	\$0	\$0	\$86,500
	REET	\$101,900	\$13,500	\$0	\$0	\$0	\$0	\$0	\$13,500
	Total	\$754,500	\$100,000	\$0	\$0	\$0	\$0	\$0	\$100,000
Division St. I.T.S. River to North City Limits	CMAQ	\$1,051,118	\$10,380	\$0	\$0	\$0	\$0	\$0	\$10,380
	REET	\$164,047	\$1,620	\$0	\$0	\$0	\$0	\$0	\$1,620
	Total	\$1,215,165	\$12,000	\$0	\$0	\$0	\$0	\$0	\$12,000

Capital Improvements (continued)

Project Name	Funding Source	To Date	2015	2016	2017	2018	2019	2020	Project Total
Division Street D.M.S. River to North City Limits	CMAQ	\$950,500	\$500,000	\$0	\$0	\$0	\$0	\$0	\$500,000
	REET	\$148,350	\$78,050	\$0	\$0	\$0	\$0	\$0	\$78,050
	Total	\$1,098,850	\$578,050	\$0	\$0	\$0	\$0	\$0	\$578,050
Francis Ave, Division St. to ECL ITS	CMAQ	\$667,300	\$1,557,000	\$86,500	\$0	\$0	\$0	\$0	\$1,643,500
	REET	\$104,200	\$243,000	\$13,500	\$0	\$0	\$0	\$0	\$256,500
	Total	\$771,500	\$1,800,000	\$100,000	\$0	\$0	\$0	\$0	\$1,900,000
Francis Avenue I.T.S.- Division St. to West City Limits	CMAQ	\$77,850	\$8,650	\$0	\$0	\$0	\$0	\$0	\$8,650
	REET	\$12,150	\$1,350	\$0	\$0	\$0	\$0	\$0	\$1,350
	Total	\$90,000	\$10,000	\$0	\$0	\$0	\$0	\$0	\$10,000
General Engineering-Street	REET	\$480,000	\$494,000	\$509,000	\$524,000	\$540,000	\$556,000	\$573,000	\$3,196,000
	Total	\$480,000	\$494,000	\$509,000	\$524,000	\$540,000	\$556,000	\$573,000	\$3,196,000
Grand/McClellan from 14th Ave to 8th Ave.	STP	\$628,000	\$60,000	\$0	\$0	\$0	\$0	\$0	\$60,000
	Total	\$628,000	\$60,000	\$0	\$0	\$0	\$0	\$0	\$60,000
Havana St, 57th Ave to 37th Ave Water & Street	CSAC	\$0	\$14,815	\$185,185	\$0	\$0	\$0	\$0	\$200,000
	Integrated	\$0	\$25,926	\$324,074	\$0	\$0	\$0	\$0	\$350,000
	REET	\$0	\$11,111	\$138,889	\$0	\$0	\$0	\$0	\$150,000
	Wastewater	\$0	\$374,386	\$4,679,831	\$0	\$0	\$0	\$0	\$5,054,217
	Total	\$0	\$426,238	\$5,327,979	\$0	\$0	\$0	\$0	\$5,754,217
High Drive & 29th Ave Congestion Mitigation Study	CMAQ	\$86,500	\$69,200	\$0	\$0	\$0	\$0	\$0	\$69,200
	REET	\$13,500	\$10,800	\$0	\$0	\$0	\$0	\$0	\$10,800
	Total	\$100,000	\$80,000	\$0	\$0	\$0	\$0	\$0	\$80,000
I-90 Division Street Gateway Enhancement	Other	\$0	\$788,000	\$520,000	\$268,000	\$0	\$0	\$0	\$1,576,000
	UDRA	\$62,000	\$0	\$0	\$0	\$0	\$0	\$0	\$0
	Total	\$62,000	\$788,000	\$520,000	\$268,000	\$0	\$0	\$0	\$1,576,000
Maple/Ash I.T.S. River to North City Limits	CMAQ	\$2,337,484	\$129,750	\$0	\$0	\$0	\$0	\$0	\$129,750
	REET	\$364,810	\$20,250	\$0	\$0	\$0	\$0	\$0	\$20,250
	Total	\$2,702,294	\$150,000	\$0	\$0	\$0	\$0	\$0	\$150,000
Minor Construction Assistance	REET	\$0	\$40,000	\$40,000	\$40,000	\$40,000	\$40,000	\$40,000	\$240,000
	Total	\$0	\$40,000	\$40,000	\$40,000	\$40,000	\$40,000	\$40,000	\$240,000

Capital Improvements (continued)

Project Name	Funding Source	To Date	2015	2016	2017	2018	2019	2020	Project Total
Monroe/Lincoln Couplet	STP	\$407,400	\$1,867,532	\$1,700,000	\$0	\$0	\$0	\$0	\$3,567,532
	TIB	\$128,000	\$600,076	\$600,000	\$0	\$0	\$0	\$0	\$1,200,076
	Total	\$535,400	\$2,467,608	\$2,300,000	\$0	\$0	\$0	\$0	\$4,767,608
North Monroe Corridor Revitalization	Other	\$0	\$0	\$1,260,000	\$1,260,000	\$0	\$0	\$0	\$2,520,000
	WQTIF	\$180,000	\$100,000	\$0	\$0	\$0	\$0	\$0	\$100,000
	Total	\$180,000	\$100,000	\$1,260,000	\$1,260,000	\$0	\$0	\$0	\$2,620,000
Parking Environment Improvement Program	PEIP	\$50,000	\$250,000	\$250,000	\$250,000	\$250,000	\$250,000	\$250,000	\$1,500,000
	Total	\$50,000	\$250,000	\$250,000	\$250,000	\$250,000	\$250,000	\$250,000	\$1,500,000
Ray Street, 29th Ave to 17th Ave	STP	\$93,000	\$842,000	\$0	\$0	\$0	\$0	\$0	\$842,000
	Total	\$93,000	\$842,000	\$0	\$0	\$0	\$0	\$0	\$842,000
Riverside Drive - Phase II & III	HPP	\$691,429	\$1,267,656	\$290,665	\$0	\$0	\$0	\$0	\$1,558,321
	MVA	\$484,226	\$1,199,277	\$189,937	\$0	\$0	\$0	\$0	\$1,389,214
	REET	\$209,300	\$874,313	\$1,225,997	\$0	\$0	\$0	\$0	\$2,100,310
	Sec 112	\$100,747	\$625,764	\$758,489	\$0	\$0	\$0	\$0	\$1,384,253
	TIB	\$208,867	\$1,032,501	\$1,458,632	\$0	\$0	\$0	\$0	\$2,491,133
	Total	\$1,694,569	\$4,999,511	\$3,923,720	\$0	\$0	\$0	\$0	\$8,923,231
Sprague Avenue Rebuild- Sprague Corridor Investment Strategy	ARRA	\$150,000	\$0	\$0	\$0	\$0	\$0	\$0	\$0
	CDBG	\$0	\$0	\$300,000	\$0	\$0	\$0	\$0	\$300,000
	Other	\$0	\$0	\$0	\$3,900,000	\$0	\$4,000,000	\$0	\$7,900,000
	Ped/Bike	\$0	\$0	\$80,000	\$720,000	\$0	\$0	\$0	\$800,000
	Redlight	\$0	\$0	\$200,000	\$0	\$0	\$0	\$0	\$200,000
	STP	\$0	\$0	\$120,000	\$1,880,000	\$0	\$0	\$0	\$2,000,000
	Total	\$150,000	\$0	\$700,000	\$6,500,000	\$0	\$4,000,000	\$0	\$11,200,000
Transportation Strategic Plan Update	REET	\$300,000	\$50,000	\$0	\$0	\$0	\$0	\$0	\$50,000
	Total	\$300,000	\$50,000	\$0	\$0	\$0	\$0	\$0	\$50,000
Category Total		\$14,002,751	\$13,257,407	\$16,843,193	\$10,754,494	\$830,000	\$4,846,000	\$863,000	\$47,394,094

Impact Fee Projects									
Project Name	Funding Source	To Date	2015	2016	2017	2018	2019	2020	Project Total
Country Homes Blvd. & Cedar Rd. Traffic Signal	Impact Fee	\$103,000	\$0	\$0	\$0	\$0	\$0	\$0	\$0
	STP	\$427,000	\$50,000	\$0	\$0	\$0	\$0	\$0	\$50,000
	Total	\$530,000	\$50,000	\$0	\$0	\$0	\$0	\$0	\$50,000
Hamilton St. Corridor Enhancement Project	Impact Fee	\$80,000	\$0	\$0	\$0	\$0	\$0	\$0	\$0
	Other	\$0	\$250,000	\$1,759,000	\$985,000	\$0	\$0	\$0	\$2,994,000
	Total	\$80,000	\$250,000	\$1,759,000	\$985,000	\$0	\$0	\$0	\$2,994,000
North Indian Trail Rd, Kathleen St to Barnes Rd.	Impact Fee	\$300,000	\$0	\$0	\$1,100,000	\$1,100,000	\$0	\$0	\$2,200,000
	Other	\$0	\$500,000	\$0	\$0	\$0	\$0	\$0	\$500,000
	Total	\$300,000	\$500,000	\$0	\$1,100,000	\$1,100,000	\$0	\$0	\$2,700,000
Regal/Palouse Intersection Improvements	Impact Fee	\$100,000	\$100,000	\$0	\$0	\$0	\$0	\$0	\$100,000
	Private	\$0	\$395,000	\$0	\$0	\$0	\$0	\$0	\$395,000
	Total	\$100,000	\$495,000	\$0	\$0	\$0	\$0	\$0	\$495,000
Category Total		\$1,010,000	\$1,295,000	\$1,759,000	\$2,085,000	\$1,100,000	\$0	\$0	\$6,239,000

Neighborhood									
Project Name	Funding Source	To Date	2015	2016	2017	2018	2019	2020	Project Total
37th Ave Sidewalk (Transportation Benefit District)	TBD	\$0	\$0	\$20,000	\$115,000	\$0	\$0	\$0	\$135,000
	Total	\$0	\$0	\$20,000	\$115,000	\$0	\$0	\$0	\$135,000
Arthur St Sidewalk (Transportation Benefit District)	TBD	\$40,000	\$224,000	\$0	\$0	\$0	\$0	\$0	\$224,000
	Total	\$40,000	\$224,000	\$0	\$0	\$0	\$0	\$0	\$224,000
Driscoll Blvd. Sidewalk (Transportation Benefit District)	TBD	\$0	\$0	\$0	\$29,000	\$167,000	\$0	\$0	\$196,000
	Total	\$0	\$0	\$0	\$29,000	\$167,000	\$0	\$0	\$196,000
Francis Ave Sidewalk (Transportation Benefit District)	TBD	\$0	\$16,000	\$89,000	\$0	\$0	\$0	\$0	\$105,000
	Total	\$0	\$16,000	\$89,000	\$0	\$0	\$0	\$0	\$105,000

Neighborhood (continued)									
Project Name	Funding Source	To Date	2015	2016	2017	2018	2019	2020	Project Total
North Stone St. Sidewalk (Transportation Benefit District)	TBD	\$0	\$14,000	\$77,000	\$0	\$0	\$0	\$0	\$91,000
	Total	\$0	\$14,000	\$77,000	\$0	\$0	\$0	\$0	\$91,000
Rowan Ave Sidewalk (Transportation Benefit District)	TBD	\$341,500	\$50,000	\$0	\$0	\$0	\$0	\$0	\$50,000
	Total	\$341,500	\$50,000	\$0	\$0	\$0	\$0	\$0	\$50,000
Traffic Calming Program	Redlight	\$0	\$350,000	\$350,000	\$350,000	\$350,000	\$350,000	\$350,000	\$2,100,000
	Total	\$0	\$350,000	\$350,000	\$350,000	\$350,000	\$350,000	\$350,000	\$2,100,000
Wiscomb St Sidewalk (Transportation Benefit District)	TBD	\$0	\$0	\$19,000	\$107,000	\$0	\$0	\$0	\$126,000
	Total	\$0	\$0	\$19,000	\$107,000	\$0	\$0	\$0	\$126,000
Category Total		\$381,500	\$654,000	\$555,000	\$601,000	\$517,000	\$350,000	\$350,000	\$3,027,000
Other									
Project Name	Funding Source	To Date	2015	2016	2017	2018	2019	2020	Project Total
General Resurfacing	RET, SAS	\$0	\$3,238,435	\$3,049,926	\$2,853,834	\$3,018,381	\$3,122,626	\$3,078,933	\$18,362,135
	Total	\$0	\$3,238,435	\$3,049,926	\$2,853,834	\$3,018,381	\$3,122,626	\$3,078,933	\$18,362,135
Street Lighting	RET, SAS	\$0	\$1,900,000	\$1,957,000	\$2,076,000	\$2,138,280	\$2,202,428	\$2,268,501	\$12,542,209
	Total	\$0	\$1,900,000	\$1,957,000	\$2,076,000	\$2,138,280	\$2,202,428	\$2,268,501	\$12,542,209
Category Total		\$0	\$5,138,435	\$5,006,926	\$4,929,834	\$5,156,661	\$5,325,054	\$5,347,434	\$30,904,344

Pedestrian and Bikeways									
Project Name	Funding Source	To Date	2015	2016	2017	2018	2019	2020	Project Total
2013 Downtown Pedestrian Improvements	CMAQ	\$321,541	\$790,849	\$0	\$0	\$0	\$0	\$0	\$790,849
	DSP	\$14,337	\$35,263	\$0	\$0	\$0	\$0	\$0	\$35,263
	PEIP	\$20,234	\$79,766	\$0	\$0	\$0	\$0	\$0	\$79,766
	REET	\$59,809	\$147,104	\$0	\$0	\$0	\$0	\$0	\$147,104
	TIB	\$154,079	\$378,967	\$0	\$0	\$0	\$0	\$0	\$378,967
	Total	\$570,000	\$1,431,949	\$0	\$0	\$0	\$0	\$0	\$1,431,949
Addison and Standard Bicycle and Pedestrian Corridor	CMAQ	\$63,578	\$613,718	\$0	\$0	\$0	\$0	\$0	\$613,718
	REET	\$9,922	\$95,782	\$0	\$0	\$0	\$0	\$0	\$95,782
	Total	\$73,500	\$709,500	\$0	\$0	\$0	\$0	\$0	\$709,500
Ben-Burr Trail Connection to the Centennial Trail	CMAQ	\$250,000	\$0	\$0	\$0	\$0	\$0	\$0	\$0
	REET	\$62,500	\$0	\$0	\$0	\$0	\$0	\$0	\$0
	STP	\$200,000	\$600,000	\$600,000	\$0	\$0	\$0	\$0	\$1,200,000
	Total	\$512,500	\$600,000	\$600,000	\$0	\$0	\$0	\$0	\$1,200,000
Bike Route Signing and Striping	Paths/Trails	\$10,000	\$10,000	\$10,000	\$10,000	\$10,000	\$10,000	\$10,000	\$60,000
	Total	\$10,000	\$10,000	\$10,000	\$10,000	\$10,000	\$10,000	\$10,000	\$60,000
Centennial Trail Gap, Mission Ave Crossing Study	Other	\$0	\$0	\$700,000	\$0	\$0	\$0	\$0	\$700,000
	STP	\$210,000	\$40,000	\$0	\$0	\$0	\$0	\$0	\$40,000
	Total	\$210,000	\$40,000	\$700,000	\$0	\$0	\$0	\$0	\$740,000
Connect to Transit, Hardscape Improvements	FTA	\$100,000	\$152,400	\$0	\$0	\$0	\$0	\$0	\$152,400
	TBD	\$25,000	\$38,100	\$0	\$0	\$0	\$0	\$0	\$38,100
	Total	\$125,000	\$190,500	\$0	\$0	\$0	\$0	\$0	\$190,500
Division St Gateway Improvements	Other	\$0	\$0	\$0	\$3,500,000	\$0	\$0	\$0	\$3,500,000
	UDRA	\$750,000	\$75,000	\$0	\$0	\$0	\$0	\$0	\$75,000
	Total	\$750,000	\$75,000	\$0	\$3,500,000	\$0	\$0	\$0	\$3,575,000
Downtown Bicycle Network Completion	CMAQ	\$611,166	\$4,000	\$0	\$0	\$0	\$0	\$0	\$4,000
	REET	\$152,791	\$1,000	\$0	\$0	\$0	\$0	\$0	\$1,000
	Total	\$763,957	\$5,000	\$0	\$0	\$0	\$0	\$0	\$5,000

Pedestrian and Bikeways (continued)

Project Name	Funding Source	To Date	2015	2016	2017	2018	2019	2020	Project Total
Fish Lake Trail - Phase 3	Other	\$0	\$0	\$2,250,000	\$2,250,000	\$0	\$0	\$0	\$4,500,000
	TCSP	\$536,100	\$961,127	\$0	\$0	\$0	\$0	\$0	\$961,127
	Total	\$536,100	\$961,127	\$2,250,000	\$2,250,000	\$0	\$0	\$0	\$5,461,127
High Drive Pedestrian and Bicycle Linkage	CMAQ	\$220,800	\$189,600	\$0	\$0	\$0	\$0	\$0	\$189,600
	REET	\$55,200	\$47,400	\$0	\$0	\$0	\$0	\$0	\$47,400
	Total	\$276,000	\$237,000	\$0	\$0	\$0	\$0	\$0	\$237,000
Millwood Trail, from SCC to Felts Field	CMAQ	\$75,000	\$175,000	\$0	\$0	\$0	\$0	\$0	\$175,000
	Total	\$75,000	\$175,000	\$0	\$0	\$0	\$0	\$0	\$175,000
U-District Pedestrian & Bicycle Bridge	Other	\$0	\$0	\$10,000,000	\$0	\$0	\$0	\$0	\$10,000,000
	PWTF	\$1,600,000	\$1,554,500	\$0	\$0	\$0	\$0	\$0	\$1,554,500
	TCSP	\$444,600	\$0	\$0	\$0	\$0	\$0	\$0	\$0
	UDRA	\$0	\$0	\$3,000,000	\$0	\$0	\$0	\$0	\$3,000,000
	Total	\$2,044,600	\$1,554,500	\$13,000,000	\$0	\$0	\$0	\$0	\$14,554,500
Category Total		\$5,946,657	\$5,989,576	\$16,560,000	\$5,760,000	\$10,000	\$10,000	\$10,000	\$28,339,576

Safety

Project Name	Funding Source	To Date	2015	2016	2017	2018	2019	2020	Project Total
Barnes Road from Phoebe to Strong Road	CMAQ	\$17,300	\$173,000	\$0	\$1,708,400	\$0	\$0	\$0	\$1,881,400
	REET	\$2,700	\$27,000	\$0	\$266,600	\$0	\$0	\$0	\$293,600
	Total	\$20,000	\$200,000	\$0	\$1,975,000	\$0	\$0	\$0	\$2,175,000
Browne St/Division St Couplet, 3rd Ave to Spokane Falls Blvd	Ped/Bike	\$310,000	\$100,000	\$0	\$0	\$0	\$0	\$0	\$100,000
	Total	\$310,000	\$100,000	\$0	\$0	\$0	\$0	\$0	\$100,000
Downtown Spokane Pedestrian Countdown Timers	HSIP	\$455,000	\$45,000	\$0	\$0	\$0	\$0	\$0	\$45,000
	Total	\$455,000	\$45,000	\$0	\$0	\$0	\$0	\$0	\$45,000
Flint Rd. and Sunset Hwy (US Hwy 2) Traffic Signal	HSIP	\$1,071,000	\$200,000	\$0	\$0	\$0	\$0	\$0	\$200,000
	REET	\$117,100	\$0	\$0	\$0	\$0	\$0	\$0	\$0
	WSDOT	\$50,000	\$0	\$0	\$0	\$0	\$0	\$0	\$0
	Total	\$1,238,100	\$200,000	\$0	\$0	\$0	\$0	\$0	\$200,000

Safety (continued)									
Project Name	Funding Source	To Date	2015	2016	2017	2018	2019	2020	Project Total
Hamblen Elementary School Sidewalk Project.	REET	\$84,171	\$0	\$0	\$0	\$0	\$0	\$0	\$0
	SRTS	\$585,200	\$7,000	\$0	\$0	\$0	\$0	\$0	\$7,000
	Total	\$669,371	\$7,000	\$0	\$0	\$0	\$0	\$0	\$7,000
Heat Applied Thermoplastic Pedestrian Crosswalk Markings	HSIP	\$573,300	\$16,700	\$0	\$0	\$0	\$0	\$0	\$16,700
	REET	\$84,352	\$3,300	\$0	\$0	\$0	\$0	\$0	\$3,300
	Total	\$657,652	\$20,000	\$0	\$0	\$0	\$0	\$0	\$20,000
Vehicle Detection System Upgrade	CMAQ	\$128,200	\$0	\$0	\$0	\$0	\$0	\$0	\$0
	Street Maint.	\$59,200	\$5,000	\$0	\$0	\$0	\$0	\$0	\$5,000
	Total	\$187,400	\$5,000	\$0	\$0	\$0	\$0	\$0	\$5,000
Westview Elementary School Sidewalk Project	REET	\$54,500	\$0	\$0	\$0	\$0	\$0	\$0	\$0
	SRTS	\$623,516	\$7,000	\$0	\$0	\$0	\$0	\$0	\$7,000
	Total	\$678,016	\$7,000	\$0	\$0	\$0	\$0	\$0	\$7,000
Category Total		\$4,215,539	\$584,000	\$0	\$1,975,000	\$0	\$0	\$0	\$2,559,000
Street Bond Projects									
Project Name	Funding Source	To Date	2015	2016	2017	2018	2019	2020	Project Total
Addison from Columbia to 525' north of Dalke.	Bond	\$249,000	\$25,000	\$0	\$0	\$0	\$0	\$0	\$25,000
	Total	\$249,000	\$25,000	\$0	\$0	\$0	\$0	\$0	\$25,000
Arthur St. from I-90 to 2nd Ave.	Bond	\$225,000	\$25,000	\$0	\$0	\$0	\$0	\$0	\$25,000
	Total	\$225,000	\$25,000	\$0	\$0	\$0	\$0	\$0	\$25,000
Calispel from Wellesley Ave to Queen Ave	Bond	\$299,475	\$30,000	\$0	\$0	\$0	\$0	\$0	\$30,000
	Total	\$299,475	\$30,000	\$0	\$0	\$0	\$0	\$0	\$30,000
Francis Ave, from Division St to Market St.	Bond	\$3,654,000	\$500,000	\$0	\$0	\$0	\$0	\$0	\$500,000
	Total	\$3,654,000	\$500,000	\$0	\$0	\$0	\$0	\$0	\$500,000
High Dr, from Grand Blvd to 29th Ave	Bond	\$1,607,000	\$1,300,000	\$0	\$0	\$0	\$0	\$0	\$1,300,000
	Total	\$1,607,000	\$1,300,000	\$0	\$0	\$0	\$0	\$0	\$1,300,000

Street Bond Projects (continued)									
Project Name	Funding Source	To Date	2015	2016	2017	2018	2019	2020	Project Total
High Dr, from Scott to Grand Blvd	Bond	\$26,000	\$233,000	\$0	\$0	\$0	\$0	\$0	\$233,000
	Total	\$26,000	\$233,000	\$0	\$0	\$0	\$0	\$0	\$233,000
Mission EB from Hamilton St. to Perry St.	Bond	\$298,725	\$30,000	\$0	\$0	\$0	\$0	\$0	\$30,000
	Total	\$298,725	\$30,000	\$0	\$0	\$0	\$0	\$0	\$30,000
Monroe/Lincoln from 17th Ave to 8th Ave	Bond	\$3,141,825	\$350,000	\$0	\$0	\$0	\$0	\$0	\$350,000
	Total	\$3,141,825	\$350,000	\$0	\$0	\$0	\$0	\$0	\$350,000
Category Total		\$9,501,025	\$2,493,000	\$0	\$0	\$0	\$0	\$0	\$2,493,000

Vehicle									
Project Name	Funding Source	To Date	2015	2016	2017	2018	2019	2020	Project Total
10 ton Vibratory Asphalt roller #422287 1998 Caterpillar	Replacement Fund	\$0	\$0	\$0	\$0	\$195,000	\$0	\$0	\$195,000
	Total	\$0	\$0	\$0	\$0	\$195,000	\$0	\$0	\$195,000
10 wheel 15 yd. dump/plow/deicer truck # 420426 1996 Ford	Replacement Fund	\$0	\$0	\$0	\$210,000	\$0	\$0	\$0	\$210,000
	Total	\$0	\$0	\$0	\$210,000	\$0	\$0	\$0	\$210,000
10 wheel 15 yd. Dump truck/ plow . # 402341 1994 L9000 Ford	Replacement Fund	\$0	\$0	\$210,000	\$0	\$0	\$0	\$0	\$210,000
	Total	\$0	\$0	\$210,000	\$0	\$0	\$0	\$0	\$210,000
10 wheel Dump/plow truck# 4202344 1993 L 9000 Ford	Replacement Fund	\$0	\$0	\$0	\$0	\$0	\$0	\$230,000	\$230,000
	Total	\$0	\$0	\$0	\$0	\$0	\$0	\$230,000	\$230,000
4.5 ton combo asphalt roller 2001 Caterpillar #423811	Replacement Fund	\$0	\$0	\$93,000	\$0	\$0	\$0	\$0	\$93,000
	Total	\$0	\$0	\$93,000	\$0	\$0	\$0	\$0	\$93,000
6 wheel dump/plow truck #420665 1995 Ford	Replacement Fund	\$0	\$0	\$205,000	\$0	\$0	\$0	\$0	\$205,000
	Total	\$0	\$0	\$205,000	\$0	\$0	\$0	\$0	\$205,000

Vehicle (continued)									
Project Name	Funding Source	To Date	2015	2016	2017	2018	2019	2020	Project Total
6 wheel dump/plow truck #420666 1995 Ford	Replacement Fund	\$0	\$0	\$0	\$205,000	\$0	\$0	\$0	\$205,000
	Total	\$0	\$0	\$0	\$205,000	\$0	\$0	\$0	\$205,000
6 wheel dump/plow/sander truck # 420663 1995 Ford	Replacement Fund	\$0	\$195,000	\$0	\$0	\$0	\$0	\$0	\$195,000
	Total	\$0	\$195,000	\$0	\$0	\$0	\$0	\$0	\$195,000
6 wheel Dump/plow/sander truck # 420664 1995 Ford	Replacement Fund	\$0	\$0	\$0	\$201,000	\$0	\$0	\$0	\$201,000
	Total	\$0	\$0	\$0	\$201,000	\$0	\$0	\$0	\$201,000
6 wheel dump/sander/plow truck #402295 1992 Ford	Replacement Fund	\$0	\$0	\$204,000	\$0	\$0	\$0	\$0	\$204,000
	Total	\$0	\$0	\$204,000	\$0	\$0	\$0	\$0	\$204,000
6 Wheel Flat bed Bridge Crew truck # 402301 1992 Ford	Replacement Fund	\$0	\$195,000	\$0	\$0	\$0	\$0	\$0	\$195,000
	Total	\$0	\$195,000	\$0	\$0	\$0	\$0	\$0	\$195,000
6 Wheel Flat bed Bridge Crew truck # 402302 1992 Ford	Replacement Fund	\$0	\$195,000	\$0	\$0	\$0	\$0	\$0	\$195,000
	Total	\$0	\$195,000	\$0	\$0	\$0	\$0	\$0	\$195,000
6 wheel flusher/deicer/plow # 426214 2006 Freightliner/OMCO	Replacement Fund	\$0	\$0	\$0	\$0	\$300,000	\$0	\$0	\$300,000
	Total	\$0	\$0	\$0	\$0	\$300,000	\$0	\$0	\$300,000
6 wheel Flusher/deicer/plow # 426610 Freightliner/OMCO	Replacement Fund	\$0	\$0	\$0	\$0	\$0	\$0	\$330,000	\$330,000
	Total	\$0	\$0	\$0	\$0	\$0	\$0	\$330,000	\$330,000
6 wheel Flusher/deicer/plow #426215 2006 Freightliner/OMCO	Replacement Fund	\$0	\$0	\$0	\$0	\$300,000	\$0	\$0	\$300,000
	Total	\$0	\$0	\$0	\$0	\$300,000	\$0	\$0	\$300,000
Bridge crew crane and tool truck # 422785 2000 Sterling	Replacement Fund	\$0	\$0	\$0	\$0	\$0	\$380,000	\$0	\$380,000
	Total	\$0	\$0	\$0	\$0	\$0	\$380,000	\$0	\$380,000

Vehicle (continued)									
Project Name	Funding Source	To Date	2015	2016	2017	2018	2019	2020	Project Total
Loader 4 yd. bucket #422044 1998 Cat 938F	Replacement Fund	\$0	\$0	\$0	\$0	\$204,000	\$0	\$0	\$204,000
	Total	\$0	\$0	\$0	\$0	\$204,000	\$0	\$0	\$204,000
Mechanical sweeper #427474 2009 Elgin	Replacement Fund	\$0	\$0	\$0	\$0	\$0	\$296,000	\$0	\$296,000
	Total	\$0	\$0	\$0	\$0	\$0	\$296,000	\$0	\$296,000
Regenerative Air sweeper # 426961 2007 TYMCO	Replacement Fund	\$0	\$0	\$0	\$295,000	\$0	\$0	\$0	\$295,000
	Total	\$0	\$0	\$0	\$295,000	\$0	\$0	\$0	\$295,000
Regenerative Air Sweeper # 426223 2003 TYMCO	Replacement Fund	\$0	\$259,000	\$0	\$0	\$0	\$0	\$0	\$259,000
	Total	\$0	\$259,000	\$0	\$0	\$0	\$0	\$0	\$259,000
Regenerative Air Sweeper #426543 2006 TYMCO	Replacement Fund	\$0	\$0	\$267,000	\$0	\$0	\$0	\$0	\$267,000
	Total	\$0	\$0	\$267,000	\$0	\$0	\$0	\$0	\$267,000
Regenerative Air Sweeper #427330 2009 TYMCO	Replacement Fund	\$0	\$0	\$0	\$0	\$300,000	\$0	\$0	\$300,000
	Total	\$0	\$0	\$0	\$0	\$300,000	\$0	\$0	\$300,000
Regenerative Air Sweeper #427344 2009 TYMCO	Replacement Fund	\$0	\$0	\$0	\$0	\$0	\$306,000	\$0	\$306,000
	Total	\$0	\$0	\$0	\$0	\$0	\$306,000	\$0	\$306,000
Regenerative Air Sweeper #427475 2009 TYMCO	Replacement Fund	\$0	\$0	\$0	\$0	\$0	\$0	\$316,000	\$316,000
	Total	\$0	\$0	\$0	\$0	\$0	\$0	\$316,000	\$316,000
Road Grader # 402380 1994 Champion	Replacement Fund	\$0	\$320,000	\$0	\$0	\$0	\$0	\$0	\$320,000
	Total	\$0	\$320,000	\$0	\$0	\$0	\$0	\$0	\$320,000
Road Grader # 420238 1994 Champion	Replacement Fund	\$0	\$0	\$328,000	\$0	\$0	\$0	\$0	\$328,000
	Total	\$0	\$0	\$328,000	\$0	\$0	\$0	\$0	\$328,000
Road Grader # 421927 1997 John Deere	Replacement Fund	\$0	\$0	\$0	\$0	\$0	\$385,300	\$0	\$385,300
	Total	\$0	\$0	\$0	\$0	\$0	\$385,300	\$0	\$385,300

Vehicle (continued)									
Project Name	Funding Source	To Date	2015	2016	2017	2018	2019	2020	Project Total
Road Grader #421928 1997 John Deere	Replacement Fund	\$0	\$0	\$0	\$0	\$0	\$0	\$408,910	\$408,910
	Total	\$0	\$0	\$0	\$0	\$0	\$0	\$408,910	\$408,910
Road Grader #421929 1997 John Deere	Replacement Fund	\$0	\$0	\$0	\$0	\$375,000	\$0	\$0	\$375,000
	Total	\$0	\$0	\$0	\$0	\$375,000	\$0	\$0	\$375,000
Road Grader #421930 1997 John Deere	Replacement Fund	\$0	\$0	\$0	\$363,000	\$0	\$0	\$0	\$363,000
	Total	\$0	\$0	\$0	\$363,000	\$0	\$0	\$0	\$363,000
Tar melting Crack Machine #426216 2005 Cimiline	Replacement Fund	\$0	\$70,000	\$0	\$0	\$0	\$0	\$0	\$70,000
	Total	\$0	\$70,000	\$0	\$0	\$0	\$0	\$0	\$70,000
Category Total		\$0	\$1,234,000	\$1,307,000	\$1,274,000	\$1,674,000	\$1,367,300	\$1,284,910	\$8,141,210
Department Total		\$35,960,472	\$30,745,418	\$42,031,119	\$27,379,328	\$9,746,661	\$20,843,354	\$7,855,344	\$138,601,224

Street Department Project Reports

Normandie Complex Machinery

- STR-2012-146
- STR-2012-166
- STR-2012-172
- STR-2012-175
- STR-2012-179
- STR-2012-248
- STR-2012-253
- STR-2012-254
- STR-2012-259
- STR-2012-260
- STR-2012-261
- STR-2012-262
- STR-2012-268
- STR-2012-269
- STR-2012-270
- STR-2012-271
- STR-2012-273
- STR-2012-274
- STR-2013-71
- STR-2013-73
- STR-2013-74
- STR-2013-75
- STR-2013-135
- STR-2014-60
- STR-2014-61
- STR-2014-62
- STR-2014-65
- STR-2014-66
- STR-2014-81
- STR-2014-82
- STR-2014-83

Downtown Projects

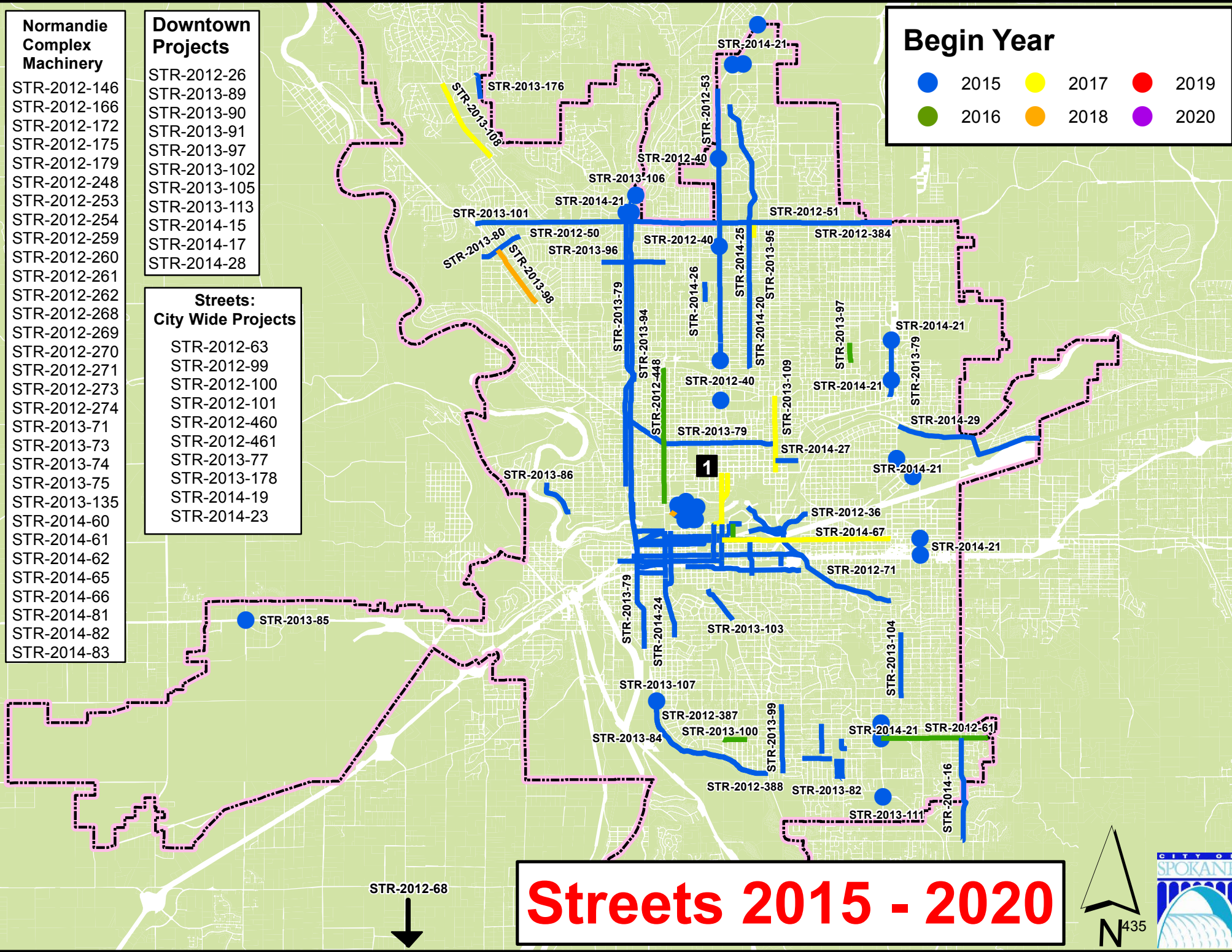
- STR-2012-26
- STR-2013-89
- STR-2013-90
- STR-2013-91
- STR-2013-97
- STR-2013-102
- STR-2013-105
- STR-2013-113
- STR-2014-15
- STR-2014-17
- STR-2014-28

**Streets:
City Wide Projects**

- STR-2012-63
- STR-2012-99
- STR-2012-100
- STR-2012-101
- STR-2012-460
- STR-2012-461
- STR-2013-77
- STR-2013-178
- STR-2014-19
- STR-2014-23

Begin Year

- 2015
- 2016
- 2017
- 2018
- 2019
- 2020



Streets 2015 - 2020

STR-2012-68
↓



Post Street Bridge Deck Replacement

STR-2012-26

Executive Summary:

Replace bridge deck to provide for multimodal travel.

Project Justification:

The current structure is deteriorating and needs to be replaced. A type, size, and location study is needed to address all modes of travel.

Location:

Other Location

Post St. Crossing at Spokane river.

Project Status:

Active

Project needs have changed. A Type, Size, & Location Study will be conducted to determine project scope prior to any further funding requests.

External Factors:

Actual project scope is not known at this time. a very small percentage of the funds needed to complete the project has been acquired.

Maintenance:

Maintenance of capital facilities, buildings and infrastructure has an impact on a Department's operating budget, and thus routine maintenance costs for new and ongoing projects are identified in the table below.

	2015	2016	2017	2018	2019	2020	Total
Expected Annual Maintenance	\$0	\$0	\$0	\$0	\$0	\$0	\$0

Maintenance Comments:

Streets / Bridge Rehabilitation

Post Street Bridge Deck Replacement

STR-2012-26

Spending:

Project Phase	Spending To Date	Estimated Spending							Total
		2015	2016	2017	2018	2019	2020	6-Year Total	
Construction	\$0	\$0	\$0	\$0	\$0	\$8,945,000	\$0	\$8,945,000	\$8,945,000
Design	\$653,000	\$0	\$0	\$0	\$359,000	\$0	\$0	\$359,000	\$1,012,000
Land purchase	\$0	\$0	\$0	\$0	\$100,000	\$0	\$0	\$100,000	\$100,000
Total	\$653,000	\$0	\$0	\$0	\$459,000	\$8,945,000	\$0	\$9,404,000	\$10,057,000

Funding:

Funding Name	Source	Status*	Funding to Date	Estimated Funding						Total
				2015	2016	2017	2018	2019	2020	
Fed Disc	Federal	Awarded	\$0	\$0	\$0	\$0	\$0	\$1,372,000	\$0	\$1,372,000
Other	---	Unidentified	\$0	\$0	\$0	\$0	\$100,000	\$4,273,000	\$0	\$4,373,000
REET	Local	Encumbered	\$653,000	\$0	\$0	\$0	\$359,000	\$300,000	\$0	\$1,312,000
STP	State	Identified	\$0	\$0	\$0	\$0	\$0	\$1,000,000	\$0	\$1,000,000
Wastewater	Local	Encumbered	\$0	\$0	\$0	\$0	\$0	\$2,000,000	\$0	\$2,000,000
Total			\$653,000	\$0	\$0	\$0	\$459,000	\$8,945,000	\$0	\$10,057,000

*Status definitions:

- Unidentified: Funding source has not yet been determined
- Identified: Funding source has been found, but not yet requested
- Applied: Grant or loan application has been submitted, or budget has been requested
- Awarded: Grant or loan has been offered but the contract has not yet been signed or budget has not yet been approved by Council
- Encumbered: Project contract has been signed and funds have been allocated to spend on the project

Funding amounts in red reflect sources that are unidentified, identified or anticipated.

Riverfront Park Bridges Inspection

STR-2014-15

Executive Summary:

This project will provide “arm’s length” inspections of nine bridges in Riverfront Park.

Project Justification:

The inspections will serve to provide sufficient information to the City Bridge Department that they can analyze the current and future needs for bridge maintenance and/or repair.

Location:

Other Location

Riverfront Park, Downtown Spokane

Project Status:

Active

Inspection is underway in 2014

External Factors:

Maintenance:

Maintenance of capital facilities, buildings and infrastructure has an impact on a Department’s operating budget, and thus routine maintenance costs for new and ongoing projects are identified in the table below.

	2015	2016	2017	2018	2019	2020	Total
Expected Annual Maintenance	\$0	\$0	\$0	\$0	\$0	\$0	\$0

Maintenance Comments:

Riverfront Park Bridges Inspection

STR-2014-15

Spending:

Project Phase	Spending To Date	Estimated Spending							Total
		2015	2016	2017	2018	2019	2020	6-Year Total	
Planning	\$250,000	\$100,000	\$0	\$0	\$0	\$0	\$0	\$100,000	\$350,000
Total	\$250,000	\$100,000	\$0	\$0	\$0	\$0	\$0	\$100,000	\$350,000

Funding:

Funding Name	Source	Status*	Funding to Date	Estimated Funding						Total
				2015	2016	2017	2018	2019	2020	
Parks	Local	Encumbered	\$250,000	\$100,000	\$0	\$0	\$0	\$0	\$0	\$350,000
Total			\$250,000	\$100,000	\$0	\$0	\$0	\$0	\$0	\$350,000

*Status definitions:

- Unidentified: Funding source has not yet been determined
- Identified: Funding source has been found, but not yet requested
- Applied: Grant or loan application has been submitted, or budget has been requested
- Awarded: Grant or loan has been offered but the contract has not yet been signed or budget has not yet been approved by Council
- Encumbered: Project contract has been signed and funds have been allocated to spend on the project

Funding amounts in red reflect sources that are unidentified, identified or anticipated.

37th Ave from Regal to East City limits

STR-2012-61

Executive Summary:

Design & ROW of roadway to current City of Spokane standards. Project includes separated sidewalks, left turn pockets, bike lanes, and stormwater facilities. A water line will also be included.

Project Justification:

This is a main corridor running across Spokane's south side. There are three schools adjacent to this roadway. The current roadway is mainly a 2-lane section. It is part of our master bike plan and sidewalk is missing in many areas.

Location:

Other Location

37th Ave, Regal to East City Limits

Project Status:

Active

Currently in design with Right of Way is being purchased.

External Factors:

Maintenance:

Maintenance of capital facilities, buildings and infrastructure has an impact on a Department's operating budget, and thus routine maintenance costs for new and ongoing projects are identified in the table below.

	2015	2016	2017	2018	2019	2020	Total
Expected Annual Maintenance	\$0	\$0	\$0	\$0	\$0	\$0	\$0

Maintenance Comments:

Streets / Capital Improvements

37th Ave from Regal to East City limits

STR-2012-61

Spending:

Project Phase	Spending To Date	Estimated Spending						6-Year Total	Total
		2015	2016	2017	2018	2019	2020		
Construction	\$0	\$0	\$1,912,494	\$1,912,494	\$0	\$0	\$0	\$3,824,988	\$3,824,988
Design	\$470,312	\$0	\$0	\$0	\$0	\$0	\$0	\$0	\$470,312
Land purchase	\$550,000	\$0	\$0	\$0	\$0	\$0	\$0	\$0	\$550,000
Total	\$1,020,312	\$0	\$1,912,494	\$1,912,494	\$0	\$0	\$0	\$3,824,988	\$4,845,300

Funding:

Funding Name	Source	Status*	Funding to Date	Estimated Funding						Total
				2015	2016	2017	2018	2019	2020	
Bond	Local	Encumbered	\$0	\$0	\$72,650	\$72,650	\$0	\$0	\$0	\$145,300
REET	Local	Encumbered	\$0	\$0	\$200,000	\$200,000	\$0	\$0	\$0	\$400,000
STP	Federal	Encumbered	\$950,000	\$0	\$175,000	\$175,000	\$0	\$0	\$0	\$1,300,000
TIB	Federal	Encumbered	\$70,312	\$0	\$1,464,844	\$1,464,844	\$0	\$0	\$0	\$3,000,000
Total			\$1,020,312	\$0	\$1,912,494	\$1,912,494	\$0	\$0	\$0	\$4,845,300

*Status definitions:

- Unidentified: Funding source has not yet been determined
- Identified: Funding source has been found, but not yet requested
- Applied: Grant or loan application has been submitted, or budget has been requested
- Awarded: Grant or loan has been offered but the contract has not yet been signed or budget has not yet been approved by Council
- Encumbered: Project contract has been signed and funds have been allocated to spend on the project

Funding amounts in red reflect sources that are unidentified, identified or anticipated.

Streets / Capital Improvements

3rd Ave I.T.S. Division St. to Sunset Blvd.

STR-2013-91

Executive Summary:

Install fiber optic communication infrastructure and I.T.S devices in 3rd Ave from Division St. to Sunset Blvd.

Project Justification:

This project gives City of Spokane and the SRTMC the equipment and infrastructure to better manage the region's traffic on the existing transportation system.

Location:

Other Location

3rd Ave from Division St to Sunset Blvd

Project Status:

Active

Project is complete, final billing is in progress.

External Factors:

Maintenance:

Maintenance of capital facilities, buildings and infrastructure has an impact on a Department's operating budget, and thus routine maintenance costs for new and ongoing projects are identified in the table below.

	2015	2016	2017	2018	2019	2020	Total
Expected Annual Maintenance	\$0	\$0	\$0	\$0	\$0	\$0	\$0

Maintenance Comments:

Streets / Capital Improvements

3rd Ave I.T.S. Division St. to Sunset Blvd.

STR-2013-91

Spending:

Project Phase	Spending To Date	Estimated Spending						6-Year Total	Total
		2015	2016	2017	2018	2019	2020		
Construction	\$1,657,800	\$10,000	\$0	\$0	\$0	\$0	\$0	\$10,000	\$1,667,800
Design	\$419,361	\$0	\$0	\$0	\$0	\$0	\$0	\$0	\$419,361
Total	\$2,077,161	\$10,000	\$0	\$0	\$0	\$0	\$0	\$10,000	\$2,087,161

Funding:

Funding Name	Source	Status*	Funding to Date	Estimated Funding						Total
				2015	2016	2017	2018	2019	2020	
CMAQ	Federal	Encumbered	\$1,796,744	\$8,650	\$0	\$0	\$0	\$0	\$0	\$1,805,394
REET	Local	Encumbered	\$280,417	\$1,350	\$0	\$0	\$0	\$0	\$0	\$281,767
Total			\$2,077,161	\$10,000	\$0	\$0	\$0	\$0	\$0	\$2,087,161

*Status definitions:

- Unidentified: Funding source has not yet been determined
- Identified: Funding source has been found, but not yet requested
- Applied: Grant or loan application has been submitted, or budget has been requested
- Awarded: Grant or loan has been offered but the contract has not yet been signed or budget has not yet been approved by Council
- Encumbered: Project contract has been signed and funds have been allocated to spend on the project

Funding amounts in red reflect sources that are unidentified, identified or anticipated.

Adaptive Signal System, Division St. from Bridgeport to 'Y'.

STR-2012-53

Executive Summary:

Install Adaptive Signal Control system that includes upgrade to fiber optic cable and integrates CCTV cameras along with DMS technology to provide a real-time interactive traffic control system.

Project Justification:

The north Division corridor is a principle arterial with an average daily traffic volume in excess of 40,000 vehicles per day. Historically the corridor has been difficult to re-time due to communication failures, frequent fluctuations in dominant direction of travel, major cross-traffic volumes at several cross-street intersections, unequal block lengths, and direct service to large retail centers such as North town Mall. Currently there are no ITS devices along this corridor and communication to existing signals is via twisted pair cable. Modem inefficiencies and cable breaks have resulted in infrequent and unreliable communication.

Location:

Other Location

Division St, from Bridgeport to Division 'Y'

Project Status:

Active

Construction in 2014. Money shown in 2015 will cover closeout.

External Factors:

Maintenance:

Maintenance of capital facilities, buildings and infrastructure has an impact on a Department's operating budget, and thus routine maintenance costs for new and ongoing projects are identified in the table below.

	2015	2016	2017	2018	2019	2020	Total
Expected Annual Maintenance	\$0	\$0	\$0	\$0	\$0	\$0	\$0

Maintenance Comments:

Adaptive Signal System, Division St. from Bridgeport to 'Y'.

STR-2012-53

Spending:

Project Phase	Spending To Date	Estimated Spending						6-Year Total	Total
		2015	2016	2017	2018	2019	2020		
Construction	\$597,333	\$100,000	\$0	\$0	\$0	\$0	\$0	\$100,000	\$697,333
Design	\$157,167	\$0	\$0	\$0	\$0	\$0	\$0	\$0	\$157,167
Total	\$754,500	\$100,000	\$0	\$0	\$0	\$0	\$0	\$100,000	\$854,500

Funding:

Funding Name	Source	Status*	Funding to Date	Estimated Funding						Total
				2015	2016	2017	2018	2019	2020	
CMAQ	Federal	Encumbered	\$652,600	\$86,500	\$0	\$0	\$0	\$0	\$0	\$739,100
REET	Local	Encumbered	\$101,900	\$13,500	\$0	\$0	\$0	\$0	\$0	\$115,400
Total			\$754,500	\$100,000	\$0	\$0	\$0	\$0	\$0	\$854,500

*Status definitions:

- Unidentified: Funding source has not yet been determined
- Identified: Funding source has been found, but not yet requested
- Applied: Grant or loan application has been submitted, or budget has been requested
- Awarded: Grant or loan has been offered but the contract has not yet been signed or budget has not yet been approved by Council
- Encumbered: Project contract has been signed and funds have been allocated to spend on the project

Funding amounts in red reflect sources that are unidentified, identified or anticipated.

Division St. I.T.S. River to North City Limits

STR-2013-92

Executive Summary:

Install fiber optic communication infrastructure and I.T.S devices in Division St from Spokane River to North City Limits.

Project Justification:

This project gives City of Spokane and the SRTMC the equipment and infrastructure to better manage the region's traffic on the existing transportation system.

Location:

Other Location

Division St from Spokane River to North City Limits

Project Status:

Active

Currently in construction which is expected to be complete in 2014

External Factors:

Maintenance:

Maintenance of capital facilities, buildings and infrastructure has an impact on a Department's operating budget, and thus routine maintenance costs for new and ongoing projects are identified in the table below.

	2015	2016	2017	2018	2019	2020	Total
Expected Annual Maintenance	\$0	\$0	\$0	\$0	\$0	\$0	\$0

Maintenance Comments:

Streets / Capital Improvements

Division St. I.T.S. River to North City Limits

STR-2013-92

Spending:

Project Phase	Spending To Date	Estimated Spending						6-Year Total	Total
		2015	2016	2017	2018	2019	2020		
Construction	\$969,965	\$12,000	\$0	\$0	\$0	\$0	\$0	\$12,000	\$981,965
Design	\$245,200	\$0	\$0	\$0	\$0	\$0	\$0	\$0	\$245,200
Total	\$1,215,165	\$12,000	\$0	\$0	\$0	\$0	\$0	\$12,000	\$1,227,165

Funding:

Funding Name	Source	Status*	Funding to Date	Estimated Funding						Total
				2015	2016	2017	2018	2019	2020	
CMAQ	Federal	Encumbered	\$1,051,118	\$10,380	\$0	\$0	\$0	\$0	\$0	\$1,061,498
REET	Local	Encumbered	\$164,047	\$1,620	\$0	\$0	\$0	\$0	\$0	\$165,667
Total			\$1,215,165	\$12,000	\$0	\$0	\$0	\$0	\$0	\$1,227,165

*Status definitions:

- Unidentified: Funding source has not yet been determined
- Identified: Funding source has been found, but not yet requested
- Applied: Grant or loan application has been submitted, or budget has been requested
- Awarded: Grant or loan has been offered but the contract has not yet been signed or budget has not yet been approved by Council
- Encumbered: Project contract has been signed and funds have been allocated to spend on the project

Funding amounts in red reflect sources that are unidentified, identified or anticipated.

Division Street D.M.S. River to North City Limits

STR-2012-40

Executive Summary:

Dynamic Message Sign purchase & installation.

Project Justification:

Division St handles roughly 50,000 vehicles per day. The installation of DMS signs will provide the city of Spokane and the SRTMC the equipment to better manage the region's traffic on the existing transportation system for local and regional needs.

Location:

Other Location

Division St from river to North city limits.

Project Status:

Active

Project will be completed in 2014

External Factors:

If DMS signs are not delivered soon enough the installation could be later than expected.

Maintenance:

Maintenance of capital facilities, buildings and infrastructure has an impact on a Department's operating budget, and thus routine maintenance costs for new and ongoing projects are identified in the table below.

	2015	2016	2017	2018	2019	2020	Total
Expected Annual Maintenance	\$0	\$0	\$0	\$0	\$0	\$0	\$0

Maintenance Comments:

Streets / Capital Improvements

Division Street D.M.S. River to North City Limits

STR-2012-40

Spending:

Project Phase	Spending To Date	Estimated Spending						6-Year Total	Total
		2015	2016	2017	2018	2019	2020		
Construction	\$998,850	\$578,050	\$0	\$0	\$0	\$0	\$0	\$578,050	\$1,576,900
Design	\$100,000	\$0	\$0	\$0	\$0	\$0	\$0	\$0	\$100,000
Total	\$1,098,850	\$578,050	\$0	\$0	\$0	\$0	\$0	\$578,050	\$1,676,900

Funding:

Funding Name	Source	Status*	Funding to Date	Estimated Funding						Total
				2015	2016	2017	2018	2019	2020	
CMAQ	Federal	Encumbered	\$950,500	\$500,000	\$0	\$0	\$0	\$0	\$0	\$1,450,500
REET	Local	Encumbered	\$148,350	\$78,050	\$0	\$0	\$0	\$0	\$0	\$226,400
Total			\$1,098,850	\$578,050	\$0	\$0	\$0	\$0	\$0	\$1,676,900

*Status definitions:

- Unidentified: Funding source has not yet been determined
- Identified: Funding source has been found, but not yet requested
- Applied: Grant or loan application has been submitted, or budget has been requested
- Awarded: Grant or loan has been offered but the contract has not yet been signed or budget has not yet been approved by Council
- Encumbered: Project contract has been signed and funds have been allocated to spend on the project

Funding amounts in red reflect sources that are unidentified, identified or anticipated.

Francis Ave, Division St. to ECL ITS

STR-2012-51

Executive Summary:

Install conduit and fiber optic cable the entire length of the project to upgrade six existing signals to a closed loop system; Install count stations between the signalized intersections and CCTV cameras at each signalized intersection; Install 2 Dynamic message signs.

Project Justification:

There are no ITS devices currently along this corridor and communication to existing signals is currently through twisted pair cable. Modem inefficiencies and cable beaks have resulted in unreliable communication.

Location:

Other Location

Francis Ave from Division St to East City limits

Project Status:

Active

Portions of this project are combined with three other projects, Francis - Division to Haven (Bond Paving), Francis - Freya to Havena (TIB Street rehabilitation), and The WSDOT Bridge project at Market and Francis for the installation of the underground conduit. DMS signs will be installed in 2014.

External Factors:

Having the conduit installation combined with the other three projects makes completion of this project reliant on the completion of those three projects.

Maintenance:

Maintenance of capital facilities, buildings and infrastructure has an impact on a Department's operating budget, and thus routine maintenance costs for new and ongoing projects are identified in the table below.

	2015	2016	2017	2018	2019	2020	Total
Expected Annual Maintenance	\$0	\$0	\$0	\$0	\$0	\$0	\$0

Maintenance Comments:

Streets / Capital Improvements

Francis Ave, Division St. to ECL ITS

STR-2012-51

Spending:

Project Phase	Spending To Date	Estimated Spending							Total
		2015	2016	2017	2018	2019	2020	6-Year Total	
Construction	\$505,910	\$1,800,000	\$100,000	\$0	\$0	\$0	\$0	\$1,900,000	\$2,405,910
Design	\$265,590	\$0	\$0	\$0	\$0	\$0	\$0	\$0	\$265,590
Total	\$771,500	\$1,800,000	\$100,000	\$0	\$0	\$0	\$0	\$1,900,000	\$2,671,500

Funding:

Funding Name	Source	Status*	Funding to Date	Estimated Funding						Total
				2015	2016	2017	2018	2019	2020	
CMAQ	Federal	Encumbered	\$667,300	\$1,557,000	\$86,500	\$0	\$0	\$0	\$0	\$2,310,800
REET	Local	Encumbered	\$104,200	\$243,000	\$13,500	\$0	\$0	\$0	\$0	\$360,700
Total			\$771,500	\$1,800,000	\$100,000	\$0	\$0	\$0	\$0	\$2,671,500

*Status definitions:

- Unidentified: Funding source has not yet been determined
- Identified: Funding source has been found, but not yet requested
- Applied: Grant or loan application has been submitted, or budget has been requested
- Awarded: Grant or loan has been offered but the contract has not yet been signed or budget has not yet been approved by Council
- Encumbered: Project contract has been signed and funds have been allocated to spend on the project

Funding amounts in red reflect sources that are unidentified, identified or anticipated.

Francis Avenue I.T.S.- Division St. to West City Limits

STR-2012-50

Executive Summary:

Intelligent Transportation System to include fiber optic communication infrastructure & installation of I.T.S. devices. DESIGN ONLY.

Project Justification:

Currently there are no ITS devices along this corridor. This project will give the city of Spokane and the SRTMC the equipment and infrastructure to better manage the region's traffic on the existing transportation system.

Location:

Other Location

Francis Ave from Division St to West City Limits

Project Status:

Active

Construction funding undetermined.

External Factors:

Maintenance:

Maintenance of capital facilities, buildings and infrastructure has an impact on a Department's operating budget, and thus routine maintenance costs for new and ongoing projects are identified in the table below.

	2015	2016	2017	2018	2019	2020	Total
Expected Annual Maintenance	\$0	\$0	\$0	\$0	\$0	\$0	\$0

Maintenance Comments:

Francis Avenue I.T.S.- Division St. to West City Limits

STR-2012-50

Spending:

Project Phase	Spending To Date	Estimated Spending						6-Year Total	Total
		2015	2016	2017	2018	2019	2020		
Design	\$90,000	\$10,000	\$0	\$0	\$0	\$0	\$0	\$10,000	\$100,000
Total	\$90,000	\$10,000	\$0	\$0	\$0	\$0	\$0	\$10,000	\$100,000

Funding:

Funding Name	Source	Status*	Funding to Date	Estimated Funding						Total
				2015	2016	2017	2018	2019	2020	
CMAQ	Federal	Encumbered	\$77,850	\$8,650	\$0	\$0	\$0	\$0	\$0	\$86,500
REET	Local	Encumbered	\$12,150	\$1,350	\$0	\$0	\$0	\$0	\$0	\$13,500
Total			\$90,000	\$10,000	\$0	\$0	\$0	\$0	\$0	\$100,000

*Status definitions:

- Unidentified: Funding source has not yet been determined
- Identified: Funding source has been found, but not yet requested
- Applied: Grant or loan application has been submitted, or budget has been requested
- Awarded: Grant or loan has been offered but the contract has not yet been signed or budget has not yet been approved by Council
- Encumbered: Project contract has been signed and funds have been allocated to spend on the project

Funding amounts in red reflect sources that are unidentified, identified or anticipated.

General Engineering-Street

STR-2012-99

Executive Summary:

Expenditures for design, right-of-way acquisition and construction management costs that are not covered by grants.

Project Justification:

This project is intended to fill the gaps for Design, right-of-way, and construction management costs that are not covered by grants.

Location:

Other Location

Citywide

Project Status:

Active

Ongoing

External Factors:

Maintenance:

Maintenance of capital facilities, buildings and infrastructure has an impact on a Department's operating budget, and thus routine maintenance costs for new and ongoing projects are identified in the table below.

	2015	2016	2017	2018	2019	2020	Total
Expected Annual Maintenance	\$0	\$0	\$0	\$0	\$0	\$0	\$0

Maintenance Comments:

General Engineering-Street

STR-2012-99

Spending:

Project Phase	Spending To Date	Estimated Spending							Total
		2015	2016	2017	2018	2019	2020	6-Year Total	
Construction	\$480,000	\$494,000	\$509,000	\$524,000	\$540,000	\$556,000	\$573,000	\$3,196,000	\$3,676,000
Total	\$480,000	\$494,000	\$509,000	\$524,000	\$540,000	\$556,000	\$573,000	\$3,196,000	\$3,676,000

Funding:

Funding Name	Source	Status*	Funding to Date	Estimated Funding						Total
				2015	2016	2017	2018	2019	2020	
REET	Local	Encumbered	\$480,000	\$494,000	\$509,000	\$524,000	\$540,000	\$556,000	\$573,000	\$3,676,000
Total			\$480,000	\$494,000	\$509,000	\$524,000	\$540,000	\$556,000	\$573,000	\$3,676,000

*Status definitions:

- Unidentified: Funding source has not yet been determined
- Identified: Funding source has been found, but not yet requested
- Applied: Grant or loan application has been submitted, or budget has been requested
- Awarded: Grant or loan has been offered but the contract has not yet been signed or budget has not yet been approved by Council
- Encumbered: Project contract has been signed and funds have been allocated to spend on the project

Funding amounts in red reflect sources that are unidentified, identified or anticipated.

Grand/McClellan from 14th Ave to 8th Ave.

STR-2013-103

Executive Summary:

Apply preservation treatments that may consist of crack sealing, grind and overlay, or other pavement rejuvenation techniques. Upgrades to ADA curb ramps and minor curb and sidewalk repairs are anticipated.

Project Justification:

The purpose of this project is to extend the life of this segment of Grand Boulevard/ McClellan Street corridor.

Location:

Other Location

Grand/McClellan from 14th Ave to 8th Ave.

Project Status:

Active

Bid and awarded, construction in 2014.

External Factors:

Maintenance:

Maintenance of capital facilities, buildings and infrastructure has an impact on a Department's operating budget, and thus routine maintenance costs for new and ongoing projects are identified in the table below.

	2015	2016	2017	2018	2019	2020	Total
Expected Annual Maintenance	\$0	\$0	\$0	\$0	\$0	\$0	\$0

Maintenance Comments:

Streets / Capital Improvements

Grand/McClellan from 14th Ave to 8th Ave.

STR-2013-103

Spending:

Project Phase	Spending To Date	Estimated Spending						6-Year Total	Total
		2015	2016	2017	2018	2019	2020		
Construction	\$560,000	\$60,000	\$0	\$0	\$0	\$0	\$0	\$60,000	\$620,000
Design	\$68,000	\$0	\$0	\$0	\$0	\$0	\$0	\$0	\$68,000
Total	\$628,000	\$60,000	\$0	\$0	\$0	\$0	\$0	\$60,000	\$688,000

Funding:

Funding Name	Source	Status*	Funding to Date	Estimated Funding						Total
				2015	2016	2017	2018	2019	2020	
STP	Federal	Encumbered	\$628,000	\$60,000	\$0	\$0	\$0	\$0	\$0	\$688,000
Total			\$628,000	\$60,000	\$0	\$0	\$0	\$0	\$0	\$688,000

*Status definitions:

- Unidentified: Funding source has not yet been determined
- Identified: Funding source has been found, but not yet requested
- Applied: Grant or loan application has been submitted, or budget has been requested
- Awarded: Grant or loan has been offered but the contract has not yet been signed or budget has not yet been approved by Council
- Encumbered: Project contract has been signed and funds have been allocated to spend on the project

Funding amounts in red reflect sources that are unidentified, identified or anticipated.

Havana St, 57th Ave to 37th Ave Water & Street

STR-2014-16

Executive Summary:

This project will install a 36-inch water main in Havana Street from 57th Ave to 37th Ave. Integrated Storm water improvements and complete streets elements are also included. Placement of bicycle lanes along the roadway are also under consideration.

Project Justification:

Current water line is deteriorating and needs replacing. Bike lanes will be installed to provide a 1-mile bicycle corridor and connect Ben Burr trail at south Myrtle St. to the bike lanes on 37th Ave.

Location:

Other Location

Havana Street from 57th Ave to 37th Ave.

Project Status:

Active

Design in 2014, construction planned for 2016

External Factors:

Bicycle facilities are under consideration with the 'Link Spokane' update to the Transportation chapter of the Comprehensive Plan.

Maintenance:

Maintenance of capital facilities, buildings and infrastructure has an impact on a Department's operating budget, and thus routine maintenance costs for new and ongoing projects are identified in the table below.

	2015	2016	2017	2018	2019	2020	Total
Expected Annual Maintenance	\$0	\$0	\$0	\$0	\$0	\$0	\$0

Maintenance Comments:

Streets / Capital Improvements

Havana St, 57th Ave to 37th Ave Water & Street

STR-2014-16

Spending:

Project Phase	Spending To Date	Estimated Spending							Total
		2015	2016	2017	2018	2019	2020	6-Year Total	
Construction	\$0	\$0	\$5,327,979	\$0	\$0	\$0	\$0	\$5,327,979	\$5,327,979
Design	\$0	\$426,238	\$0	\$0	\$0	\$0	\$0	\$426,238	\$426,238
Total	\$0	\$426,238	\$5,327,979	\$0	\$0	\$0	\$0	\$5,754,217	\$5,754,217

Funding:

Funding Name	Source	Status*	Funding to Date	Estimated Funding						Total
				2015	2016	2017	2018	2019	2020	
CSAC	Local	Encumbered	\$0	\$14,815	\$185,185	\$0	\$0	\$0	\$0	\$200,000
Integrated	Local	Encumbered	\$0	\$25,926	\$324,074	\$0	\$0	\$0	\$0	\$350,000
REET	Local	Encumbered	\$0	\$11,111	\$138,889	\$0	\$0	\$0	\$0	\$150,000
Wastewater	Local	Encumbered	\$0	\$374,386	\$4,679,831	\$0	\$0	\$0	\$0	\$5,054,217
Total			\$0	\$426,238	\$5,327,979	\$0	\$0	\$0	\$0	\$5,754,217

*Status definitions:

- Unidentified: Funding source has not yet been determined
- Identified: Funding source has been found, but not yet requested
- Applied: Grant or loan application has been submitted, or budget has been requested
- Awarded: Grant or loan has been offered but the contract has not yet been signed or budget has not yet been approved by Council
- Encumbered: Project contract has been signed and funds have been allocated to spend on the project

Funding amounts in red reflect sources that are unidentified, identified or anticipated.

High Drive & 29th Ave Congestion Mitigation Study

STR-2013-107

Executive Summary:

Evaluate the feasibility of constructing a single lane roundabout or other Congestion mitigation improvements at the intersection of High Dr. & 29th Ave. Conduct a comprehensive Traffic analysis, complete the public involvement process, and design the preferred mitigation.

Project Justification:

The purpose of this project is to increase the level of service and reduce congestion at the intersection of High Drive and 29th Ave.

Location:

Other Location

High Drive & 29th Ave

Project Status:

Active

Project is currently in design.

External Factors:

Maintenance:

Maintenance of capital facilities, buildings and infrastructure has an impact on a Department's operating budget, and thus routine maintenance costs for new and ongoing projects are identified in the table below.

	2015	2016	2017	2018	2019	2020	Total
Expected Annual Maintenance	\$0	\$0	\$0	\$0	\$0	\$0	\$0

Maintenance Comments:

High Drive & 29th Ave Congestion Mitigation Study

STR-2013-107

Spending:

Project Phase	Spending To Date	Estimated Spending						6-Year Total	Total
		2015	2016	2017	2018	2019	2020		
Planning	\$100,000	\$80,000	\$0	\$0	\$0	\$0	\$0	\$80,000	\$180,000
Total	\$100,000	\$80,000	\$0	\$0	\$0	\$0	\$0	\$80,000	\$180,000

Funding:

Funding Name	Source	Status*	Funding to Date	Estimated Funding						Total
				2015	2016	2017	2018	2019	2020	
CMAQ	Federal	Encumbered	\$86,500	\$69,200	\$0	\$0	\$0	\$0	\$0	\$155,700
REET	Local	Encumbered	\$13,500	\$10,800	\$0	\$0	\$0	\$0	\$0	\$24,300
Total			\$100,000	\$80,000	\$0	\$0	\$0	\$0	\$0	\$180,000

*Status definitions:

- Unidentified: Funding source has not yet been determined
- Identified: Funding source has been found, but not yet requested
- Applied: Grant or loan application has been submitted, or budget has been requested
- Awarded: Grant or loan has been offered but the contract has not yet been signed or budget has not yet been approved by Council
- Encumbered: Project contract has been signed and funds have been allocated to spend on the project

Funding amounts in red reflect sources that are unidentified, identified or anticipated.

I-90 Division Street Gateway Enhancement

STR-2014-17

Executive Summary:

Design and construct aesthetic and functional streetscape improvements including: landscaping, irrigation, walls, fencing/screening, traffic barriers, original art or sculpted art elements, and misc. hardscape features.

Project Justification:

The intent of the Division Street Gateway project is to enhance Spokane’s visual image and provide a safe and effective transportation corridor for all modes. It is intended to enhance Spokane’s visual image by providing not only “entrance” statements into the downtown, but strong linkages that provide east-west access between the Downtown and the University District.

Location:

Other Location

Division Street from 4th Ave to 3rd Ave

Project Status:

Active

Project is in design with construction beginning in 2015

External Factors:

Maintenance:

Maintenance of capital facilities, buildings and infrastructure has an impact on a Department’s operating budget, and thus routine maintenance costs for new and ongoing projects are identified in the table below.

	2015	2016	2017	2018	2019	2020	Total
Expected Annual Maintenance	\$0	\$0	\$0	\$0	\$0	\$0	\$0

Maintenance Comments:

Streets / Capital Improvements

I-90 Division Street Gateway Enhancement

STR-2014-17

Spending:

Project Phase	Spending To Date	Estimated Spending							Total
		2015	2016	2017	2018	2019	2020	6-Year Total	
Construction	\$0	\$748,000	\$520,000	\$268,000	\$0	\$0	\$0	\$1,536,000	\$1,536,000
Design	\$62,000	\$40,000	\$0	\$0	\$0	\$0	\$0	\$40,000	\$102,000
Total	\$62,000	\$788,000	\$520,000	\$268,000	\$0	\$0	\$0	\$1,576,000	\$1,638,000

Funding:

Funding Name	Source	Status*	Funding to Date	Estimated Funding						
				2015	2016	2017	2018	2019	2020	Total
Other	---	Unidentified	\$0	\$788,000	\$520,000	\$268,000	\$0	\$0	\$0	\$1,576,000
UDRA	Federal	Encumbered	\$62,000	\$0	\$0	\$0	\$0	\$0	\$0	\$62,000
Total			\$62,000	\$788,000	\$520,000	\$268,000	\$0	\$0	\$0	\$1,638,000

*Status definitions:

- Unidentified: Funding source has not yet been determined
- Identified: Funding source has been found, but not yet requested
- Applied: Grant or loan application has been submitted, or budget has been requested
- Awarded: Grant or loan has been offered but the contract has not yet been signed or budget has not yet been approved by Council
- Encumbered: Project contract has been signed and funds have been allocated to spend on the project

Funding amounts in red reflect sources that are unidentified, identified or anticipated.

Maple/Ash I.T.S. River to North City Limits

STR-2013-94

Executive Summary:

Install fiber optic communication infrastructure and I.T.S devices in Maple/Ash from Spokane River to North City Limits.

Project Justification:

This project gives City of Spokane and the SRTMC the equipment and infrastructure to better manage the region's traffic on the existing transportation system.

Location:

Other Location

Maple/Ash from Spokane River to North City Limits

Project Status:

Active

Construction in 2014.

External Factors:

Maintenance:

Maintenance of capital facilities, buildings and infrastructure has an impact on a Department's operating budget, and thus routine maintenance costs for new and ongoing projects are identified in the table below.

	2015	2016	2017	2018	2019	2020	Total
Expected Annual Maintenance	\$0	\$0	\$0	\$0	\$0	\$0	\$0

Maintenance Comments:

Streets / Capital Improvements

Maple/Ash I.T.S. River to North City Limits

STR-2013-94

Spending:

Project Phase	Spending To Date	Estimated Spending						6-Year Total	Total
		2015	2016	2017	2018	2019	2020		
Construction	\$2,601,294	\$150,000	\$0	\$0	\$0	\$0	\$0	\$150,000	\$2,751,294
Design	\$101,000	\$0	\$0	\$0	\$0	\$0	\$0	\$0	\$101,000
Total	\$2,702,294	\$150,000	\$0	\$0	\$0	\$0	\$0	\$150,000	\$2,852,294

Funding:

Funding Name	Source	Status*	Funding to Date	Estimated Funding						Total
				2015	2016	2017	2018	2019	2020	
CMAQ	Federal	Encumbered	\$2,337,484	\$129,750	\$0	\$0	\$0	\$0	\$0	\$2,467,234
REET	Local	Encumbered	\$364,810	\$20,250	\$0	\$0	\$0	\$0	\$0	\$385,060
Total			\$2,702,294	\$150,000	\$0	\$0	\$0	\$0	\$0	\$2,852,294

*Status definitions:

- Unidentified: Funding source has not yet been determined
- Identified: Funding source has been found, but not yet requested
- Applied: Grant or loan application has been submitted, or budget has been requested
- Awarded: Grant or loan has been offered but the contract has not yet been signed or budget has not yet been approved by Council
- Encumbered: Project contract has been signed and funds have been allocated to spend on the project

Funding amounts in red reflect sources that are unidentified, identified or anticipated.

Streets / Capital Improvements

Minor Construction Assistance

STR-2012-100

Executive Summary:

Expenditure for construction to assist in unforeseen, minor funding gaps on City related transportation projects.

Project Justification:

This project is intended to assist with unforeseen minor funding gaps in city related transportation projects.

Location:

Other Location

Citywide

Project Status:

Active

Ongoing during every construction season

External Factors:

Maintenance:

Maintenance of capital facilities, buildings and infrastructure has an impact on a Department's operating budget, and thus routine maintenance costs for new and ongoing projects are identified in the table below.

	2015	2016	2017	2018	2019	2020	Total
Expected Annual Maintenance	\$0	\$0	\$0	\$0	\$0	\$0	\$0

Maintenance Comments:

Minor Construction Assistance

STR-2012-100

Spending:

Project Phase	Spending To Date	Estimated Spending							Total
		2015	2016	2017	2018	2019	2020	6-Year Total	
Construction	\$0	\$40,000	\$40,000	\$40,000	\$40,000	\$40,000	\$40,000	\$240,000	\$240,000
Total	\$0	\$40,000	\$40,000	\$40,000	\$40,000	\$40,000	\$40,000	\$240,000	\$240,000

Funding:

Funding Name	Source	Status*	Funding to Date	Estimated Funding						Total
				2015	2016	2017	2018	2019	2020	
REET	Local	Encumbered	\$0	\$40,000	\$40,000	\$40,000	\$40,000	\$40,000	\$40,000	\$240,000
Total			\$0	\$40,000	\$40,000	\$40,000	\$40,000	\$40,000	\$40,000	\$240,000

*Status definitions:

- Unidentified: Funding source has not yet been determined
- Identified: Funding source has been found, but not yet requested
- Applied: Grant or loan application has been submitted, or budget has been requested
- Awarded: Grant or loan has been offered but the contract has not yet been signed or budget has not yet been approved by Council
- Encumbered: Project contract has been signed and funds have been allocated to spend on the project

Funding amounts in red reflect sources that are unidentified, identified or anticipated.

Streets / Capital Improvements

Monroe/Lincoln Couplet

STR-2013-105

Executive Summary:

Rebuild the full depth roadway section on Monroe and Lincoln Streets from 8th Ave. to Main Ave between existing curbs. Minor curb replacement will occur as necessary. Street trees will be added/replaced where possible. Sight distance to be addressed at the 7th Ave Intersection.

Project Justification:

The purpose of this project is to rebuild and extend the life of this segment of Monroe and Lincoln Streets.

Location:

Other Location

Monroe & Lincoln Corridor from 8th Ave to Main Ave

Project Status:

Active

Project under design with construction planned for 2015-2016

External Factors:

This project will incorporate stormwater improvements in coordination with CSO reduction efforts.

Maintenance:

Maintenance of capital facilities, buildings and infrastructure has an impact on a Department's operating budget, and thus routine maintenance costs for new and ongoing projects are identified in the table below.

	2015	2016	2017	2018	2019	2020	Total
Expected Annual Maintenance	\$0	\$0	\$0	\$0	\$0	\$0	\$0

Maintenance Comments:

Streets / Capital Improvements

Monroe/Lincoln Couplet

STR-2013-105

Spending:

Project Phase	Spending To Date	Estimated Spending							Total
		2015	2016	2017	2018	2019	2020	6-Year Total	
Construction	\$0	\$2,467,608	\$2,300,000	\$0	\$0	\$0	\$0	\$4,767,608	\$4,767,608
Design	\$535,400	\$0	\$0	\$0	\$0	\$0	\$0	\$0	\$535,400
Total	\$535,400	\$2,467,608	\$2,300,000	\$0	\$0	\$0	\$0	\$4,767,608	\$5,303,008

Funding:

Funding Name	Source	Status*	Funding to Date	Estimated Funding						Total
				2015	2016	2017	2018	2019	2020	
STP	Federal	Encumbered	\$407,400	\$1,867,532	\$1,700,000	\$0	\$0	\$0	\$0	\$3,974,932
TIB	Federal	Encumbered	\$128,000	\$600,076	\$600,000	\$0	\$0	\$0	\$0	\$1,328,076
Total			\$535,400	\$2,467,608	\$2,300,000	\$0	\$0	\$0	\$0	\$5,303,008

*Status definitions:

- Unidentified: Funding source has not yet been determined
- Identified: Funding source has been found, but not yet requested
- Applied: Grant or loan application has been submitted, or budget has been requested
- Awarded: Grant or loan has been offered but the contract has not yet been signed or budget has not yet been approved by Council
- Encumbered: Project contract has been signed and funds have been allocated to spend on the project

Funding amounts in red reflect sources that are unidentified, identified or anticipated.

North Monroe Corridor Revitalization

STR-2012-448

Executive Summary:

This study will define the scope of streetscape, transportation and infrastructure improvements to stimulate revitalization of the North Monroe business district and improve local economic vitality.

Project Justification:

The aims of this project are to improve the corridor’s visual image and pedestrian environment, improve traffic flow capacity and work with STA’s High Performance Transit Network to help move people, customers and goods along the corridor, and address core business infrastructure needs including water, sanitary sewer, and storm water.

Location:

Other Location

Monroe Street between the Spokane River and Cora Avenue

Project Status:

Active

Seeking funds to design and construct; Leveraging TIF funds.

External Factors:

Maintenance:

Maintenance of capital facilities, buildings and infrastructure has an impact on a Department’s operating budget, and thus routine maintenance costs for new and ongoing projects are identified in the table below.

	2015	2016	2017	2018	2019	2020	Total
Expected Annual Maintenance	\$0	\$0	\$0	\$0	\$0	\$0	\$0

Maintenance Comments:

North Monroe Corridor Revitalization

STR-2012-448

Spending:

Project Phase	Spending To Date	Estimated Spending							Total
		2015	2016	2017	2018	2019	2020	6-Year Total	
Construction	\$0	\$0	\$1,260,000	\$1,260,000	\$0	\$0	\$0	\$2,520,000	\$2,520,000
Design	\$180,000	\$100,000	\$0	\$0	\$0	\$0	\$0	\$100,000	\$280,000
Total	\$180,000	\$100,000	\$1,260,000	\$1,260,000	\$0	\$0	\$0	\$2,620,000	\$2,800,000

Funding:

Funding Name	Source	Status*	Funding to Date	Estimated Funding						Total
				2015	2016	2017	2018	2019	2020	
Other	---	Unidentified	\$0	\$0	\$1,260,000	\$1,260,000	\$0	\$0	\$0	\$2,520,000
WQTIF	Local	Encumbered	\$180,000	\$100,000	\$0	\$0	\$0	\$0	\$0	\$280,000
Total			\$180,000	\$100,000	\$1,260,000	\$1,260,000	\$0	\$0	\$0	\$2,800,000

*Status definitions:

- Unidentified: Funding source has not yet been determined
- Identified: Funding source has been found, but not yet requested
- Applied: Grant or loan application has been submitted, or budget has been requested
- Awarded: Grant or loan has been offered but the contract has not yet been signed or budget has not yet been approved by Council
- Encumbered: Project contract has been signed and funds have been allocated to spend on the project

Funding amounts in red reflect sources that are unidentified, identified or anticipated.

Parking Environment Improvement Program

STR-2013-178

Executive Summary:

Improve the parking environment in the downtown core by installing such things as street furniture, way-finding kiosks, street trees, new tree grates, and by placing new sidewalk or replacing sidewalk in poor condition.

Project Justification:

Parking revenue will improve the atmosphere of downtown. Thus inviting more use and improving the downtown core of Spokane.

Location:

- Other Location
- Downtown Core

Project Status:

- Active
- Construction of parking elements to begin in 2014

External Factors:

Maintenance:

Maintenance of capital facilities, buildings and infrastructure has an impact on a Department's operating budget, and thus routine maintenance costs for new and ongoing projects are identified in the table below.

	2015	2016	2017	2018	2019	2020	Total
Expected Annual Maintenance	\$0	\$0	\$0	\$0	\$0	\$0	\$0

Maintenance Comments:

Parking Environment Improvement Program

STR-2013-178

Spending:

Project Phase	Spending To Date	Estimated Spending							Total
		2015	2016	2017	2018	2019	2020	6-Year Total	
Construction	\$0	\$225,000	\$225,000	\$225,000	\$225,000	\$225,000	\$225,000	\$1,350,000	\$1,350,000
Design	\$50,000	\$25,000	\$25,000	\$25,000	\$25,000	\$25,000	\$25,000	\$150,000	\$200,000
Total	\$50,000	\$250,000	\$250,000	\$250,000	\$250,000	\$250,000	\$250,000	\$1,500,000	\$1,550,000

Funding:

Funding Name	Source	Status*	Funding to Date	Estimated Funding						Total
				2015	2016	2017	2018	2019	2020	
PEIP	Local	Encumbered	\$50,000	\$250,000	\$250,000	\$250,000	\$250,000	\$250,000	\$250,000	\$1,550,000
Total			\$50,000	\$250,000	\$250,000	\$250,000	\$250,000	\$250,000	\$250,000	\$1,550,000

*Status definitions:

- Unidentified: Funding source has not yet been determined
- Identified: Funding source has been found, but not yet requested
- Applied: Grant or loan application has been submitted, or budget has been requested
- Awarded: Grant or loan has been offered but the contract has not yet been signed or budget has not yet been approved by Council
- Encumbered: Project contract has been signed and funds have been allocated to spend on the project

Funding amounts in red reflect sources that are unidentified, identified or anticipated.

Streets / Capital Improvements

Ray Street, 29th Ave to 17th Ave

STR-2013-104

Executive Summary:

Apply preservation treatments that may consist of crack sealing, grind and overlay, or other pavement rejuvenation techniques. Upgrades to ADA curb ramps and minor curb and sidewalk repairs are anticipated.

Project Justification:

The purpose of this project is to extend the life of this segment of Ray Street.

Location:

Other Location

Ray Street, 29th Ave to 17th Ave

Project Status:

Active

Project is in design with construction planned for 2015.

External Factors:

Maintenance:

Maintenance of capital facilities, buildings and infrastructure has an impact on a Department's operating budget, and thus routine maintenance costs for new and ongoing projects are identified in the table below.

	2015	2016	2017	2018	2019	2020	Total
Expected Annual Maintenance	\$0	\$0	\$0	\$0	\$0	\$0	\$0

Maintenance Comments:

Streets / Capital Improvements

Ray Street, 29th Ave to 17th Ave

STR-2013-104

Spending:

Project Phase	Spending To Date	Estimated Spending						6-Year Total	Total
		2015	2016	2017	2018	2019	2020		
Construction	\$0	\$842,000	\$0	\$0	\$0	\$0	\$0	\$842,000	\$842,000
Design	\$93,000	\$0	\$0	\$0	\$0	\$0	\$0	\$0	\$93,000
Total	\$93,000	\$842,000	\$0	\$0	\$0	\$0	\$0	\$842,000	\$935,000

Funding:

Funding Name	Source	Status*	Funding to Date	Estimated Funding						Total
				2015	2016	2017	2018	2019	2020	
STP	Federal	Encumbered	\$93,000	\$842,000	\$0	\$0	\$0	\$0	\$0	\$935,000
Total			\$93,000	\$842,000	\$0	\$0	\$0	\$0	\$0	\$935,000

*Status definitions:

- Unidentified: Funding source has not yet been determined
- Identified: Funding source has been found, but not yet requested
- Applied: Grant or loan application has been submitted, or budget has been requested
- Awarded: Grant or loan has been offered but the contract has not yet been signed or budget has not yet been approved by Council
- Encumbered: Project contract has been signed and funds have been allocated to spend on the project

Funding amounts in red reflect sources that are unidentified, identified or anticipated.

Riverside Drive - Phase II & III

STR-2012-36

Executive Summary:

Design and construct an extension of future Riverside Drive beginning at Sherman Street and running easterly to Trent Avenue at Perry Street. Project to include 5ft bike lanes and separated sidewalks.

Project Justification:

The university master plan calls for a more pedestrian friendly environment. The new alignment of Riverside Drive will allow major vehicle to be routed around the campus and allow for the downgrading of Spokane Falls Blvd which runs through the center of campus.

Location:

Other Location

Extension of Riverside Drive beginning at Sherman St running easterly to Trent ave at Perry St.

Project Status:

Active

Currently in ROW acquisition. Construction planned for 2015.

External Factors:

Right of way process

Maintenance:

Maintenance of capital facilities, buildings and infrastructure has an impact on a Department's operating budget, and thus routine maintenance costs for new and ongoing projects are identified in the table below.

	2015	2016	2017	2018	2019	2020	Total
Expected Annual Maintenance	\$0	\$0	\$0	\$0	\$0	\$0	\$0

Maintenance Comments:

Streets / Capital Improvements

Riverside Drive - Phase II & III

STR-2012-36

Spending:

Project Phase	Spending To Date	Estimated Spending							Total
		2015	2016	2017	2018	2019	2020	6-Year Total	
Construction	\$191,669	\$2,609,611	\$3,923,720	\$0	\$0	\$0	\$0	\$6,533,331	\$6,725,000
Design	\$445,000	\$0	\$0	\$0	\$0	\$0	\$0	\$0	\$445,000
Land purchase	\$1,057,900	\$2,389,900	\$0	\$0	\$0	\$0	\$0	\$2,389,900	\$3,447,800
Total	\$1,694,569	\$4,999,511	\$3,923,720	\$0	\$0	\$0	\$0	\$8,923,231	\$10,617,800

Funding:

Funding Name	Source	Status*	Funding to Date	Estimated Funding						Total
				2015	2016	2017	2018	2019	2020	
HPP	Federal	Encumbered	\$691,429	\$1,267,656	\$290,665	\$0	\$0	\$0	\$0	\$2,249,750
MVA	Federal	Encumbered	\$484,226	\$1,199,277	\$189,937	\$0	\$0	\$0	\$0	\$1,873,440
REET	Local	Encumbered	\$209,300	\$874,313	\$1,225,997	\$0	\$0	\$0	\$0	\$2,309,610
Sec 112	Federal	Encumbered	\$100,747	\$625,764	\$758,489	\$0	\$0	\$0	\$0	\$1,485,000
TIB	Federal	Encumbered	\$208,867	\$1,032,501	\$1,458,632	\$0	\$0	\$0	\$0	\$2,700,000
Total			\$1,694,569	\$4,999,511	\$3,923,720	\$0	\$0	\$0	\$0	\$10,617,800

*Status definitions:

- Unidentified: Funding source has not yet been determined
- Identified: Funding source has been found, but not yet requested
- Applied: Grant or loan application has been submitted, or budget has been requested
- Awarded: Grant or loan has been offered but the contract has not yet been signed or budget has not yet been approved by Council
- Encumbered: Project contract has been signed and funds have been allocated to spend on the project

Funding amounts in red reflect sources that are unidentified, identified or anticipated.

Sprague Avenue Rebuild- Sprague Corridor Investment Strategy

STR-2014-67

Executive Summary:

This project will fulfill the intents of the South University District Sprague Corridor Investment Strategy by implementing the 3-lane section on Sprague through placement of streetscape and updating traffic signals. Landscaping is also envisioned with possible integrated stormwater disposal.

Project Justification:

The purpose of this project is to improve transportation for all modes and thus promote a vibrant livable community.

Location:

Other Location

Sprague Avenue - Division Street to Fiske Street

Project Status:

Active

Application phase seeking design and construction funding. 2014 applications are for the initial phase build-out for hardscape elements, lighting and landscaping at intersections. Future applications will gather funds toward fulfilling these needs along the full corridor.

External Factors:

This project is not yet fully funded for design and construction. The City is actively applying for grants to move this project forward.

Maintenance:

Maintenance of capital facilities, buildings and infrastructure has an impact on a Department's operating budget, and thus routine maintenance costs for new and ongoing projects are identified in the table below.

	2015	2016	2017	2018	2019	2020	Total
Expected Annual Maintenance	\$0	\$0	\$0	\$0	\$0	\$0	\$0

Maintenance Comments:

Sprague Avenue Rebuild- Sprague Corridor Investment Strategy

STR-2014-67

Spending:

Project Phase	Spending To Date	Estimated Spending							Total
		2015	2016	2017	2018	2019	2020	6-Year Total	
Construction	\$0	\$0	\$0	\$6,500,000	\$0	\$4,000,000	\$0	\$10,500,000	\$10,500,000
Design	\$0	\$0	\$700,000	\$0	\$0	\$0	\$0	\$700,000	\$700,000
Planning	\$150,000	\$0	\$0	\$0	\$0	\$0	\$0	\$0	\$150,000
Total	\$150,000	\$0	\$700,000	\$6,500,000	\$0	\$4,000,000	\$0	\$11,200,000	\$11,350,000

Funding:

Funding Name	Source	Status*	Funding to Date	Estimated Funding						Total
				2015	2016	2017	2018	2019	2020	
ARRA	Federal	Encumbered	\$150,000	\$0	\$0	\$0	\$0	\$0	\$0	\$150,000
CDBG	Federal	Identified	\$0	\$0	\$300,000	\$0	\$0	\$0	\$0	\$300,000
Other	---	Unidentified	\$0	\$0	\$0	\$3,900,000	\$0	\$4,000,000	\$0	\$7,900,000
Ped/Bike	Federal	Applied	\$0	\$0	\$80,000	\$720,000	\$0	\$0	\$0	\$800,000
Redlight	Local	Encumbered	\$0	\$0	\$200,000	\$0	\$0	\$0	\$0	\$200,000
STP	Federal	Applied	\$0	\$0	\$120,000	\$1,880,000	\$0	\$0	\$0	\$2,000,000
Total			\$150,000	\$0	\$700,000	\$6,500,000	\$0	\$4,000,000	\$0	\$11,350,000

*Status definitions:

- Unidentified: Funding source has not yet been determined
- Identified: Funding source has been found, but not yet requested
- Applied: Grant or loan application has been submitted, or budget has been requested
- Awarded: Grant or loan has been offered but the contract has not yet been signed or budget has not yet been approved by Council
- Encumbered: Project contract has been signed and funds have been allocated to spend on the project

Funding amounts in red reflect sources that are unidentified, identified or anticipated.

Transportation Strategic Plan Update

STR-2012-101

Executive Summary:

Update of Chapter 4 of the City of Spokane's Comprehensive Plan. Project to include support for both the development of the Pedestrian Plan & updates to the Bike Plan.

Project Justification:

The current Transportation Master plan was written in 2000. The plan needs to be updated every 7 years to align the project list with current needs. This project is intended to update the plan including all transportation modes.

Location:

Other Location

Citywide

Project Status:

Active

Project underway.

External Factors:

Maintenance:

Maintenance of capital facilities, buildings and infrastructure has an impact on a Department's operating budget, and thus routine maintenance costs for new and ongoing projects are identified in the table below.

	2015	2016	2017	2018	2019	2020	Total
Expected Annual Maintenance	\$0	\$0	\$0	\$0	\$0	\$0	\$0

Maintenance Comments:

Transportation Strategic Plan Update

STR-2012-101

Spending:

Project Phase	Spending To Date	Estimated Spending						6-Year Total	Total
		2015	2016	2017	2018	2019	2020		
Planning	\$300,000	\$50,000	\$0	\$0	\$0	\$0	\$0	\$50,000	\$350,000
Total	\$300,000	\$50,000	\$0	\$0	\$0	\$0	\$0	\$50,000	\$350,000

Funding:

Funding Name	Source	Status*	Funding to Date	Estimated Funding						Total
				2015	2016	2017	2018	2019	2020	
REET	Local	Encumbered	\$300,000	\$50,000	\$0	\$0	\$0	\$0	\$0	\$350,000
Total			\$300,000	\$50,000	\$0	\$0	\$0	\$0	\$0	\$350,000

*Status definitions:

- Unidentified: Funding source has not yet been determined
- Identified: Funding source has been found, but not yet requested
- Applied: Grant or loan application has been submitted, or budget has been requested
- Awarded: Grant or loan has been offered but the contract has not yet been signed or budget has not yet been approved by Council
- Encumbered: Project contract has been signed and funds have been allocated to spend on the project

Funding amounts in red reflect sources that are unidentified, identified or anticipated.

Country Homes Blvd. & Cedar Rd. Traffic Signal

STR-2013-106

Executive Summary:

Design & construct a traffic signal at the intersection of Country Homes Blvd & Cedar Rd.

Project Justification:

To improve the level of service and safety at Country Homes & Cedar road intersection. The design is being paid for by impact fee funds, construction money will be pursued through grant applications.

Location:

Other Location

Country Homes Blvd. & Cedar Rd

Project Status:

Active

Construction will take place in 2014.

External Factors:

Maintenance:

Maintenance of capital facilities, buildings and infrastructure has an impact on a Department's operating budget, and thus routine maintenance costs for new and ongoing projects are identified in the table below.

	2015	2016	2017	2018	2019	2020	Total
Expected Annual Maintenance	\$500	\$1,000	\$1,000	\$1,000	\$1,000	\$1,000	\$11,000

Maintenance Comments:

Country Homes Blvd. & Cedar Rd. Traffic Signal

STR-2013-106

Spending:

Project Phase	Spending To Date	Estimated Spending							Total
		2015	2016	2017	2018	2019	2020	6-Year Total	
Construction	\$427,000	\$50,000	\$0	\$0	\$0	\$0	\$0	\$50,000	\$477,000
Design	\$100,000	\$0	\$0	\$0	\$0	\$0	\$0	\$0	\$100,000
Land purchase	\$3,000	\$0	\$0	\$0	\$0	\$0	\$0	\$0	\$3,000
Total	\$530,000	\$50,000	\$0	\$0	\$0	\$0	\$0	\$50,000	\$580,000

Funding:

Funding Name	Source	Status*	Funding to Date	Estimated Funding						
				2015	2016	2017	2018	2019	2020	Total
Impact Fee	Local	Encumbered	\$103,000	\$0	\$0	\$0	\$0	\$0	\$0	\$103,000
STP	Federal	Encumbered	\$427,000	\$50,000	\$0	\$0	\$0	\$0	\$0	\$477,000
Total			\$530,000	\$50,000	\$0	\$0	\$0	\$0	\$0	\$580,000

*Status definitions:

- Unidentified: Funding source has not yet been determined
- Identified: Funding source has been found, but not yet requested
- Applied: Grant or loan application has been submitted, or budget has been requested
- Awarded: Grant or loan has been offered but the contract has not yet been signed or budget has not yet been approved by Council
- Encumbered: Project contract has been signed and funds have been allocated to spend on the project

Funding amounts in red reflect sources that are unidentified, identified or anticipated.

Hamilton St. Corridor Enhancement Project

STR-2013-109

Executive Summary:

Construct traffic signal modifications to accommodate protected or protected/permitted signal phasing for left-turn movements and to improve coordination and traffic flow.

Project Justification:

This is an impact fee project intended for congestion mitigation.

Location:

Other Location

Hamilton St from Sharp Ave to North Foothills Drive

Project Status:

Active

Currently in design for construction in 2017

External Factors:

Maintenance:

Maintenance of capital facilities, buildings and infrastructure has an impact on a Department's operating budget, and thus routine maintenance costs for new and ongoing projects are identified in the table below.

	2015	2016	2017	2018	2019	2020	Total
Expected Annual Maintenance	\$0	\$0	\$0	\$0	\$0	\$0	\$0

Maintenance Comments:

Hamilton St. Corridor Enhancement Project

STR-2013-109

Spending:

Project Phase	Spending To Date	Estimated Spending							Total
		2015	2016	2017	2018	2019	2020	6-Year Total	
Construction	\$0	\$0	\$0	\$1,759,000	\$985,000	\$0	\$0	\$2,744,000	\$2,744,000
Design	\$80,000	\$194,400	\$0	\$0	\$0	\$0	\$0	\$194,400	\$274,400
Land purchase	\$0	\$55,600	\$0	\$0	\$0	\$0	\$0	\$55,600	\$55,600
Total	\$80,000	\$250,000	\$0	\$1,759,000	\$985,000	\$0	\$0	\$2,994,000	\$3,074,000

Funding:

Funding Name	Source	Status*	Funding to Date	Estimated Funding						Total
				2015	2016	2017	2018	2019	2020	
Impact Fee	Local	Encumbered	\$80,000	\$0	\$0	\$0	\$0	\$0	\$0	\$80,000
Other	---	Unidentified	\$0	\$250,000	\$1,759,000	\$985,000	\$0	\$0	\$0	\$2,994,000
Total			\$80,000	\$250,000	\$1,759,000	\$985,000	\$0	\$0	\$0	\$3,074,000

*Status definitions:

- Unidentified: Funding source has not yet been determined
- Identified: Funding source has been found, but not yet requested
- Applied: Grant or loan application has been submitted, or budget has been requested
- Awarded: Grant or loan has been offered but the contract has not yet been signed or budget has not yet been approved by Council
- Encumbered: Project contract has been signed and funds have been allocated to spend on the project

Funding amounts in red reflect sources that are unidentified, identified or anticipated.

North Indian Trail Rd, Kathleen St to Barnes Rd.

STR-2013-108

Executive Summary:

Widen North Indian Trail Rd. with 2 thru lanes each direction and a two way left turn lane.

Project Justification:

This is an impact fee project intended for congestion mitigation.

Location:

Other Location

North Indian Trail Rd, Kathleen St to Barnes Rd.

Project Status:

Active

Design will be completed in 2014-2015. ROW will be purchased in 2017 and construction is expected in 2018.

External Factors:

Maintenance:

Maintenance of capital facilities, buildings and infrastructure has an impact on a Department's operating budget, and thus routine maintenance costs for new and ongoing projects are identified in the table below.

	2015	2016	2017	2018	2019	2020	Total
Expected Annual Maintenance	\$0	\$0	\$0	\$0	\$0	\$0	\$0

Maintenance Comments:

Streets / Impact Fee Projects

North Indian Trail Rd, Kathleen St to Barnes Rd.

STR-2013-108

Spending:

Project Phase	Spending To Date	Estimated Spending							Total
		2015	2016	2017	2018	2019	2020	6-Year Total	
Construction	\$0	\$0	\$0	\$1,100,000	\$1,100,000	\$0	\$0	\$2,200,000	\$2,200,000
Design	\$300,000	\$0	\$0	\$0	\$0	\$0	\$0	\$0	\$300,000
Land purchase	\$0	\$500,000	\$0	\$0	\$0	\$0	\$0	\$500,000	\$500,000
Total	\$300,000	\$500,000	\$0	\$1,100,000	\$1,100,000	\$0	\$0	\$2,700,000	\$3,000,000

Funding:

Funding Name	Source	Status*	Funding to Date	Estimated Funding						Total
				2015	2016	2017	2018	2019	2020	
Impact Fee	Local	Encumbered	\$300,000	\$0	\$0	\$1,100,000	\$1,100,000	\$0	\$0	\$2,500,000
Other	---	Unidentified	\$0	\$500,000	\$0	\$0	\$0	\$0	\$0	\$500,000
Total			\$300,000	\$500,000	\$0	\$1,100,000	\$1,100,000	\$0	\$0	\$3,000,000

*Status definitions:

- Unidentified: Funding source has not yet been determined
- Identified: Funding source has been found, but not yet requested
- Applied: Grant or loan application has been submitted, or budget has been requested
- Awarded: Grant or loan has been offered but the contract has not yet been signed or budget has not yet been approved by Council
- Encumbered: Project contract has been signed and funds have been allocated to spend on the project

Funding amounts in red reflect sources that are unidentified, identified or anticipated.

Regal/Palouse Intersection Improvements

STR-2013-111

Executive Summary:

Construct new traffic signal at the intersection of Regal St and Palouse Hwy.

Project Justification:

The purpose of this project is to improve the level of service and safety at the Regal/Palouse intersection. the project construction is primarily being funded by private developer. Design was paid for with Impact fees. Impact fee funds may also pay to complete the connection to the sports complex.

Location:

Other Location

Regal St and Palouse Hwy

Project Status:

Active

Constructed in 2014 primarily with private funding.

External Factors:

Maintenance:

Maintenance of capital facilities, buildings and infrastructure has an impact on a Department's operating budget, and thus routine maintenance costs for new and ongoing projects are identified in the table below.

	2015	2016	2017	2018	2019	2020	Total
Expected Annual Maintenance	\$500	\$1,000	\$1,000	\$1,000	\$1,000	\$1,000	\$11,000

Maintenance Comments:

Regal/Palouse Intersection Improvements

STR-2013-111

Spending:

Project Phase	Spending To Date	Estimated Spending						6-Year Total	Total
		2015	2016	2017	2018	2019	2020		
Construction	\$0	\$495,000	\$0	\$0	\$0	\$0	\$0	\$495,000	\$495,000
Design	\$100,000	\$0	\$0	\$0	\$0	\$0	\$0	\$0	\$100,000
Total	\$100,000	\$495,000	\$0	\$0	\$0	\$0	\$0	\$495,000	\$595,000

Funding:

Funding Name	Source	Status*	Funding to Date	Estimated Funding						Total
				2015	2016	2017	2018	2019	2020	
Impact Fee	Local	Encumbered	\$100,000	\$100,000	\$0	\$0	\$0	\$0	\$0	\$200,000
Private	Local	Encumbered	\$0	\$395,000	\$0	\$0	\$0	\$0	\$0	\$395,000
Total			\$100,000	\$495,000	\$0	\$0	\$0	\$0	\$0	\$595,000

*Status definitions:

- Unidentified: Funding source has not yet been determined
- Identified: Funding source has been found, but not yet requested
- Applied: Grant or loan application has been submitted, or budget has been requested
- Awarded: Grant or loan has been offered but the contract has not yet been signed or budget has not yet been approved by Council
- Encumbered: Project contract has been signed and funds have been allocated to spend on the project

Funding amounts in red reflect sources that are unidentified, identified or anticipated.

Streets / Neighborhood

37th Ave Sidewalk (Transportation Benefit District)

STR-2013-100

Executive Summary:

Install standard sidewalk on the south side of 37th Ave, from Manito Blvd to just east of Latawah St. to complete the walking route.

Project Justification:

To fill the requirements of the TBD sidewalk program, which conducts sidewalk infill and ADA compliance.

Location:

Other Location

37th Ave, from Manito Blvd to just east of Latawah St

Project Status:

Active

Design will begin in 2016 with construction planned for 2017.

External Factors:

Maintenance:

Maintenance of capital facilities, buildings and infrastructure has an impact on a Department's operating budget, and thus routine maintenance costs for new and ongoing projects are identified in the table below.

	2015	2016	2017	2018	2019	2020	Total
Expected Annual Maintenance	\$0	\$0	\$0	\$0	\$0	\$0	\$0

Maintenance Comments:

Streets / Neighborhood

37th Ave Sidewalk (Transportation Benefit District)

STR-2013-100

Spending:

Project Phase	Spending To Date	Estimated Spending						6-Year Total	Total
		2015	2016	2017	2018	2019	2020		
Construction	\$0	\$0	\$0	\$115,000	\$0	\$0	\$0	\$115,000	\$115,000
Design	\$0	\$0	\$20,000	\$0	\$0	\$0	\$0	\$20,000	\$20,000
Total	\$0	\$0	\$20,000	\$115,000	\$0	\$0	\$0	\$135,000	\$135,000

Funding:

Funding Name	Source	Status*	Funding to Date	Estimated Funding						Total
				2015	2016	2017	2018	2019	2020	
TBD	Local	Encumbered	\$0	\$0	\$20,000	\$115,000	\$0	\$0	\$0	\$135,000
Total			\$0	\$0	\$20,000	\$115,000	\$0	\$0	\$0	\$135,000

*Status definitions:

- Unidentified: Funding source has not yet been determined
- Identified: Funding source has been found, but not yet requested
- Applied: Grant or loan application has been submitted, or budget has been requested
- Awarded: Grant or loan has been offered but the contract has not yet been signed or budget has not yet been approved by Council
- Encumbered: Project contract has been signed and funds have been allocated to spend on the project

Funding amounts in red reflect sources that are unidentified, identified or anticipated.

Streets / Neighborhood

Arthur St Sidewalk (Transportation Benefit District)

STR-2013-99

Executive Summary:

Install standard sidewalk on the west side of Arthur St from 43rd Ave to 30th Ave to complete the walking route.

Project Justification:

To fill the requirements of the TBD sidewalk program, which conducts sidewalk infill and ADA compliance.

Location:

Other Location

Arthur St. from 43rd Ave to 30th Ave

Project Status:

Active

Construction planned for 2015.

External Factors:

Maintenance:

Maintenance of capital facilities, buildings and infrastructure has an impact on a Department's operating budget, and thus routine maintenance costs for new and ongoing projects are identified in the table below.

	2015	2016	2017	2018	2019	2020	Total
Expected Annual Maintenance	\$0	\$0	\$0	\$0	\$0	\$0	\$0

Maintenance Comments:

Arthur St Sidewalk (Transportation Benefit District)

STR-2013-99

Spending:

Project Phase	Spending To Date	Estimated Spending						6-Year Total	Total
		2015	2016	2017	2018	2019	2020		
Construction	\$0	\$224,000	\$0	\$0	\$0	\$0	\$0	\$224,000	\$224,000
Design	\$40,000	\$0	\$0	\$0	\$0	\$0	\$0	\$0	\$40,000
Total	\$40,000	\$224,000	\$0	\$0	\$0	\$0	\$0	\$224,000	\$264,000

Funding:

Funding Name	Source	Status*	Funding to Date	Estimated Funding						Total
				2015	2016	2017	2018	2019	2020	
TBD	Local	Encumbered	\$40,000	\$224,000	\$0	\$0	\$0	\$0	\$0	\$264,000
Total			\$40,000	\$224,000	\$0	\$0	\$0	\$0	\$0	\$264,000

*Status definitions:

- Unidentified: Funding source has not yet been determined
- Identified: Funding source has been found, but not yet requested
- Applied: Grant or loan application has been submitted, or budget has been requested
- Awarded: Grant or loan has been offered but the contract has not yet been signed or budget has not yet been approved by Council
- Encumbered: Project contract has been signed and funds have been allocated to spend on the project

Funding amounts in red reflect sources that are unidentified, identified or anticipated.

Streets / Neighborhood

Driscoll Blvd. Sidewalk (Transportation Benefit District)

STR-2013-98

Executive Summary:

Install standard sidewalk in areas of missing sidewalk on Driscoll Blvd, from Wellesley Ave to Bismark to complete the walking route.

Project Justification:

To fill the requirements of the TBD sidewalk program, which conducts sidewalk infill and ADA compliance.

Location:

Other Location

Driscoll Blvd, from Wellesley Ave to Bismark

Project Status:

Active

Design will begin in 2017 with construction planned for 2018.

External Factors:

Maintenance:

Maintenance of capital facilities, buildings and infrastructure has an impact on a Department's operating budget, and thus routine maintenance costs for new and ongoing projects are identified in the table below.

	2015	2016	2017	2018	2019	2020	Total
Expected Annual Maintenance	\$0	\$0	\$0	\$0	\$0	\$0	\$0

Maintenance Comments:

Driscoll Blvd. Sidewalk (Transportation Benefit District)

STR-2013-98

Spending:

Project Phase	Spending To Date	Estimated Spending							Total
		2015	2016	2017	2018	2019	2020	6-Year Total	
Construction	\$0	\$0	\$0	\$0	\$167,000	\$0	\$0	\$167,000	\$167,000
Design	\$0	\$0	\$0	\$29,000	\$0	\$0	\$0	\$29,000	\$29,000
Total	\$0	\$0	\$0	\$29,000	\$167,000	\$0	\$0	\$196,000	\$196,000

Funding:

Funding Name	Source	Status*	Funding to Date	Estimated Funding						
				2015	2016	2017	2018	2019	2020	Total
TBD	Local	Encumbered	\$0	\$0	\$0	\$29,000	\$167,000	\$0	\$0	\$196,000
Total			\$0	\$0	\$0	\$29,000	\$167,000	\$0	\$0	\$196,000

*Status definitions:

- Unidentified: Funding source has not yet been determined
- Identified: Funding source has been found, but not yet requested
- Applied: Grant or loan application has been submitted, or budget has been requested
- Awarded: Grant or loan has been offered but the contract has not yet been signed or budget has not yet been approved by Council
- Encumbered: Project contract has been signed and funds have been allocated to spend on the project

Funding amounts in red reflect sources that are unidentified, identified or anticipated.

Streets / Neighborhood

Francis Ave Sidewalk (Transportation Benefit District)

STR-2013-101

Executive Summary:

Install standard sidewalk on Francis Ave from Assembly St to just east of Sutherlin St to complete the walking route.

Project Justification:

To fill the requirements of the TBD sidewalk program, which conducts sidewalk infill and ADA compliance.

Location:

Other Location

Francis Ave from Assembly St to just east of Sutherlin St

Project Status:

Active

Design will begin in 2015 with construction planned for 2016.

External Factors:

Maintenance:

Maintenance of capital facilities, buildings and infrastructure has an impact on a Department's operating budget, and thus routine maintenance costs for new and ongoing projects are identified in the table below.

	2015	2016	2017	2018	2019	2020	Total
Expected Annual Maintenance	\$0	\$0	\$0	\$0	\$0	\$0	\$0

Maintenance Comments:

Francis Ave Sidewalk (Transportation Benefit District)

STR-2013-101

Spending:

Project Phase	Spending To Date	Estimated Spending						6-Year Total	Total
		2015	2016	2017	2018	2019	2020		
Construction	\$0	\$0	\$89,000	\$0	\$0	\$0	\$0	\$89,000	\$89,000
Design	\$0	\$16,000	\$0	\$0	\$0	\$0	\$0	\$16,000	\$16,000
Total	\$0	\$16,000	\$89,000	\$0	\$0	\$0	\$0	\$105,000	\$105,000

Funding:

Funding Name	Source	Status*	Funding to Date	Estimated Funding						Total
				2015	2016	2017	2018	2019	2020	
TBD	Local	Encumbered	\$0	\$16,000	\$89,000	\$0	\$0	\$0	\$0	\$105,000
Total			\$0	\$16,000	\$89,000	\$0	\$0	\$0	\$0	\$105,000

*Status definitions:

- Unidentified: Funding source has not yet been determined
- Identified: Funding source has been found, but not yet requested
- Applied: Grant or loan application has been submitted, or budget has been requested
- Awarded: Grant or loan has been offered but the contract has not yet been signed or budget has not yet been approved by Council
- Encumbered: Project contract has been signed and funds have been allocated to spend on the project

Funding amounts in red reflect sources that are unidentified, identified or anticipated.

Streets / Neighborhood

North Stone St. Sidewalk (Transportation Benefit District)

STR-2013-97

Executive Summary:

Install standard sidewalk on the east side of Stone St from Courtland Ave Empire Ave to complete the walking route.

Project Justification:

To fill the requirements of the TBD sidewalk program, which conducts sidewalk infill and ADA compliance.

Location:

Other Location

Stone St from Courtland Ave Empire Ave

Project Status:

Active

Design will begin in 2015 with construction planned for 2016.

External Factors:

Maintenance:

Maintenance of capital facilities, buildings and infrastructure has an impact on a Department's operating budget, and thus routine maintenance costs for new and ongoing projects are identified in the table below.

	2015	2016	2017	2018	2019	2020	Total
Expected Annual Maintenance	\$0	\$0	\$0	\$0	\$0	\$0	\$0

Maintenance Comments:

North Stone St. Sidewalk (Transportation Benefit District)

STR-2013-97

Spending:

Project Phase	Spending To Date	Estimated Spending						6-Year Total	Total
		2015	2016	2017	2018	2019	2020		
Construction	\$0	\$0	\$77,000	\$0	\$0	\$0	\$0	\$77,000	\$77,000
Design	\$0	\$14,000	\$0	\$0	\$0	\$0	\$0	\$14,000	\$14,000
Total	\$0	\$14,000	\$77,000	\$0	\$0	\$0	\$0	\$91,000	\$91,000

Funding:

Funding Name	Source	Status*	Funding to Date	Estimated Funding						Total
				2015	2016	2017	2018	2019	2020	
TBD	Local	Encumbered	\$0	\$14,000	\$77,000	\$0	\$0	\$0	\$0	\$91,000
Total			\$0	\$14,000	\$77,000	\$0	\$0	\$0	\$0	\$91,000

*Status definitions:

- Unidentified: Funding source has not yet been determined
- Identified: Funding source has been found, but not yet requested
- Applied: Grant or loan application has been submitted, or budget has been requested
- Awarded: Grant or loan has been offered but the contract has not yet been signed or budget has not yet been approved by Council
- Encumbered: Project contract has been signed and funds have been allocated to spend on the project

Funding amounts in red reflect sources that are unidentified, identified or anticipated.

Streets / Neighborhood

Rowan Ave Sidewalk (Transportation Benefit District)

STR-2013-96

Executive Summary:

Install standard sidewalk on both sides of Rowan Ave from Belt St to Monroe St to complete the walking route.

Project Justification:

To fill the requirements of the TBD sidewalk program, which conducts sidewalk infill and ADA compliance.

Location:

Other Location

Rowan Ave from Belt St. to Monroe St

Project Status:

Active

Construction planned for 2014.

External Factors:

Maintenance:

Maintenance of capital facilities, buildings and infrastructure has an impact on a Department's operating budget, and thus routine maintenance costs for new and ongoing projects are identified in the table below.

	2015	2016	2017	2018	2019	2020	Total
Expected Annual Maintenance	\$0	\$0	\$0	\$0	\$0	\$0	\$0

Maintenance Comments:

Rowan Ave Sidewalk (Transportation Benefit District)

STR-2013-96

Spending:

Project Phase	Spending To Date	Estimated Spending						6-Year Total	Total
		2015	2016	2017	2018	2019	2020		
Construction	\$290,500	\$50,000	\$0	\$0	\$0	\$0	\$0	\$50,000	\$340,500
Design	\$51,000	\$0	\$0	\$0	\$0	\$0	\$0	\$0	\$51,000
Total	\$341,500	\$50,000	\$0	\$0	\$0	\$0	\$0	\$50,000	\$391,500

Funding:

Funding Name	Source	Status*	Funding to Date	Estimated Funding						Total
				2015	2016	2017	2018	2019	2020	
TBD	Local	Encumbered	\$341,500	\$50,000	\$0	\$0	\$0	\$0	\$0	\$391,500
Total			\$341,500	\$50,000	\$0	\$0	\$0	\$0	\$0	\$391,500

*Status definitions:

- Unidentified: Funding source has not yet been determined
- Identified: Funding source has been found, but not yet requested
- Applied: Grant or loan application has been submitted, or budget has been requested
- Awarded: Grant or loan has been offered but the contract has not yet been signed or budget has not yet been approved by Council
- Encumbered: Project contract has been signed and funds have been allocated to spend on the project

Funding amounts in red reflect sources that are unidentified, identified or anticipated.

Streets / Neighborhood

Traffic Calming Program

STR-2014-23

Executive Summary:

Program installs traffic calming measures in response to neighborhood applications for calming needs.

Project Justification:

This program fulfills the redlight traffic calming ordinance.

Location:

Other Location

Citywide

Project Status:

Active

This annual program is run in coordination between Office of Neighborhood Services, Integrated Capital Management, and Streets.

External Factors:

Includes \$200,000 for Sprague Ave, as approved by council in 2014. This is shown in the expenditure summary for the 'Sprague Ave Rebuild-Sprague Corridor Investment Strategy' project.

Maintenance:

Maintenance of capital facilities, buildings and infrastructure has an impact on a Department's operating budget, and thus routine maintenance costs for new and ongoing projects are identified in the table below.

	2015	2016	2017	2018	2019	2020	Total
Expected Annual Maintenance	\$0	\$0	\$0	\$0	\$0	\$0	\$0

Maintenance Comments:

Traffic Calming Program

STR-2014-23

Spending:

Project Phase	Spending To Date	Estimated Spending							Total
		2015	2016	2017	2018	2019	2020	6-Year Total	
Construction	\$0	\$300,000	\$300,000	\$300,000	\$300,000	\$300,000	\$300,000	\$1,800,000	\$1,800,000
Design	\$0	\$50,000	\$50,000	\$50,000	\$50,000	\$50,000	\$50,000	\$300,000	\$300,000
Total	\$0	\$350,000	\$350,000	\$350,000	\$350,000	\$350,000	\$350,000	\$2,100,000	\$2,100,000

Funding:

Funding Name	Source	Status*	Funding to Date	Estimated Funding						
				2015	2016	2017	2018	2019	2020	Total
Redlight	Local	Encumbered	\$0	\$350,000	\$350,000	\$350,000	\$350,000	\$350,000	\$350,000	\$2,100,000
Total			\$0	\$350,000	\$350,000	\$350,000	\$350,000	\$350,000	\$350,000	\$2,100,000

*Status definitions:

- Unidentified: Funding source has not yet been determined
- Identified: Funding source has been found, but not yet requested
- Applied: Grant or loan application has been submitted, or budget has been requested
- Awarded: Grant or loan has been offered but the contract has not yet been signed or budget has not yet been approved by Council
- Encumbered: Project contract has been signed and funds have been allocated to spend on the project

Funding amounts in red reflect sources that are unidentified, identified or anticipated.

Streets / Neighborhood

Wiscomb St Sidewalk (Transportation Benefit District)

STR-2013-95

Executive Summary:

Install standard sidewalk on the west side of Wiscombe St from about Bismark Ave to Francis Ave to complete the walking route.

Project Justification:

To fill the requirements of the TBD sidewalk program, which conducts sidewalk infill and ADA compliance.

Location:

Other Location

Wiscombe St from about Bismark Ave to Francis Ave

Project Status:

Active

Design will begin in 2016 with construction planned for 2017.

External Factors:

Maintenance:

Maintenance of capital facilities, buildings and infrastructure has an impact on a Department's operating budget, and thus routine maintenance costs for new and ongoing projects are identified in the table below.

	2015	2016	2017	2018	2019	2020	Total
Expected Annual Maintenance	\$0	\$0	\$0	\$0	\$0	\$0	\$0

Maintenance Comments:

Wiscomb St Sidewalk (Transportation Benefit District)

STR-2013-95

Spending:

Project Phase	Spending To Date	Estimated Spending							Total
		2015	2016	2017	2018	2019	2020	6-Year Total	
Construction	\$0	\$0	\$0	\$107,000	\$0	\$0	\$0	\$107,000	\$107,000
Design	\$0	\$0	\$19,000	\$0	\$0	\$0	\$0	\$19,000	\$19,000
Total	\$0	\$0	\$19,000	\$107,000	\$0	\$0	\$0	\$126,000	\$126,000

Funding:

Funding Name	Source	Status*	Funding to Date	Estimated Funding						
				2015	2016	2017	2018	2019	2020	Total
TBD	Local	Encumbered	\$0	\$0	\$19,000	\$107,000	\$0	\$0	\$0	\$126,000
Total			\$0	\$0	\$19,000	\$107,000	\$0	\$0	\$0	\$126,000

*Status definitions:

- Unidentified: Funding source has not yet been determined
- Identified: Funding source has been found, but not yet requested
- Applied: Grant or loan application has been submitted, or budget has been requested
- Awarded: Grant or loan has been offered but the contract has not yet been signed or budget has not yet been approved by Council
- Encumbered: Project contract has been signed and funds have been allocated to spend on the project

Funding amounts in red reflect sources that are unidentified, identified or anticipated.

Streets / Other

General Resurfacing

STR-2012-461

Executive Summary:

Rehabilitate existing roadways. Funding source comes from the first 1/4% of Real Estate Excise Tax.

Project Justification:

This project is necessary to maintain a usable roadway surface for vehicles.

Location:

Other Location

Citywide

Project Status:

Active

Ongoing

External Factors:

Maintenance:

Maintenance of capital facilities, buildings and infrastructure has an impact on a Department's operating budget, and thus routine maintenance costs for new and ongoing projects are identified in the table below.

	2015	2016	2017	2018	2019	2020	Total
Expected Annual Maintenance	\$0	\$0	\$0	\$0	\$0	\$0	\$0

Maintenance Comments:

Streets / Other

General Resurfacing

STR-2012-461

Spending:

Project Phase	Spending To Date	Estimated Spending							Total
		2015	2016	2017	2018	2019	2020	6-Year Total	
Construction	\$0	\$3,238,435	\$3,049,926	\$2,853,834	\$3,018,381	\$3,122,626	\$3,078,933	\$18,362,135	\$18,362,135
Total	\$0	\$3,238,435	\$3,049,926	\$2,853,834	\$3,018,381	\$3,122,626	\$3,078,933	\$18,362,135	\$18,362,135

Funding:

Funding Name	Source	Status*	Funding to Date	Estimated Funding						Total
				2015	2016	2017	2018	2019	2020	
RET, SAS	Local	Encumbered	\$0	\$3,238,435	\$3,049,926	\$2,853,834	\$3,018,381	\$3,122,626	\$3,078,933	\$18,362,135
Total			\$0	\$3,238,435	\$3,049,926	\$2,853,834	\$3,018,381	\$3,122,626	\$3,078,933	\$18,362,135

*Status definitions:

- Unidentified: Funding source has not yet been determined
- Identified: Funding source has been found, but not yet requested
- Applied: Grant or loan application has been submitted, or budget has been requested
- Awarded: Grant or loan has been offered but the contract has not yet been signed or budget has not yet been approved by Council
- Encumbered: Project contract has been signed and funds have been allocated to spend on the project

Funding amounts in red reflect sources that are unidentified, identified or anticipated.

Streets / Other

Street Lighting

STR-2012-460

Executive Summary:

Used for Maintenance and operation of street lights. Funding source comes from the first 1/4% of Real Estate Excise Tax.

Project Justification:

Street lights are essential for visibility at night for both drivers and pedestrians. They are a safety feature.

Location:

Other Location

Citywide

Project Status:

Active

Ongoing

External Factors:

Maintenance:

Maintenance of capital facilities, buildings and infrastructure has an impact on a Department's operating budget, and thus routine maintenance costs for new and ongoing projects are identified in the table below.

	2015	2016	2017	2018	2019	2020	Total
Expected Annual Maintenance	\$0	\$0	\$0	\$0	\$0	\$0	\$0

Maintenance Comments:

Streets / Other

Street Lighting

STR-2012-460

Spending:

Project Phase	Spending To Date	Estimated Spending							Total
		2015	2016	2017	2018	2019	2020	6-Year Total	
---	\$0	\$1,900,000	\$1,957,000	\$2,076,000	\$2,138,280	\$2,202,428	\$2,268,501	\$12,542,209	\$12,542,209
Total	\$0	\$1,900,000	\$1,957,000	\$2,076,000	\$2,138,280	\$2,202,428	\$2,268,501	\$12,542,209	\$12,542,209

Funding:

Funding Name	Source	Status*	Funding to Date	Estimated Funding						Total
				2015	2016	2017	2018	2019	2020	
RET, SAS	Local	Encumbered	\$0	\$1,900,000	\$1,957,000	\$2,076,000	\$2,138,280	\$2,202,428	\$2,268,501	\$12,542,209
Total			\$0	\$1,900,000	\$1,957,000	\$2,076,000	\$2,138,280	\$2,202,428	\$2,268,501	\$12,542,209

*Status definitions:

- Unidentified: Funding source has not yet been determined
- Identified: Funding source has been found, but not yet requested
- Applied: Grant or loan application has been submitted, or budget has been requested
- Awarded: Grant or loan has been offered but the contract has not yet been signed or budget has not yet been approved by Council
- Encumbered: Project contract has been signed and funds have been allocated to spend on the project

Funding amounts in red reflect sources that are unidentified, identified or anticipated.

2013 Downtown Pedestrian Improvements

STR-2014-19

Executive Summary:

These improvements will reduce barriers for disabled persons and make the pedestrian environment downtown safer and more enjoyable for people of all abilities. The project will remove elements of blight from the area and encourage private investment in the surrounding properties and strengthen the Downtown’s position as the heart of the community.

Project Justification:

These improvements will reduce barriers for disabled persons and make the pedestrian environment downtown safer and more enjoyable for people of all abilities. The project will remove elements of blight from the area and encourage private investment in the surrounding properties and strengthen the Downtown’s position as the heart of the community.

Location:

Other Location

Central Business District, Spokane

Project Status:

Active

Project is in Design with CN expected to be in 2014-2015

External Factors:

Maintenance:

Maintenance of capital facilities, buildings and infrastructure has an impact on a Department’s operating budget, and thus routine maintenance costs for new and ongoing projects are identified in the table below.

	2015	2016	2017	2018	2019	2020	Total
Expected Annual Maintenance	\$0	\$0	\$0	\$0	\$0	\$0	\$0

Maintenance Comments:

2013 Downtown Pedestrian Improvements

STR-2014-19

Spending:

Project Phase	Spending To Date	Estimated Spending						6-Year Total	Total
		2015	2016	2017	2018	2019	2020		
Construction	\$400,000	\$1,363,906	\$0	\$0	\$0	\$0	\$0	\$1,363,906	\$1,763,906
Design	\$170,000	\$38,043	\$0	\$0	\$0	\$0	\$0	\$38,043	\$208,043
Land purchase	\$0	\$30,000	\$0	\$0	\$0	\$0	\$0	\$30,000	\$30,000
Total	\$570,000	\$1,431,949	\$0	\$0	\$0	\$0	\$0	\$1,431,949	\$2,001,949

Funding:

Funding Name	Source	Status*	Funding to Date	Estimated Funding						Total
				2015	2016	2017	2018	2019	2020	
CMAQ	Federal	Encumbered	\$321,541	\$790,849	\$0	\$0	\$0	\$0	\$0	\$1,112,390
DSP	Private	Encumbered	\$14,337	\$35,263	\$0	\$0	\$0	\$0	\$0	\$49,600
PEIP	Local	Encumbered	\$20,234	\$79,766	\$0	\$0	\$0	\$0	\$0	\$100,000
REET	Local	Encumbered	\$59,809	\$147,104	\$0	\$0	\$0	\$0	\$0	\$206,913
TIB	Federal	Encumbered	\$154,079	\$378,967	\$0	\$0	\$0	\$0	\$0	\$533,046
Total			\$570,000	\$1,431,949	\$0	\$0	\$0	\$0	\$0	\$2,001,949

*Status definitions:

- Unidentified: Funding source has not yet been determined
- Identified: Funding source has been found, but not yet requested
- Applied: Grant or loan application has been submitted, or budget has been requested
- Awarded: Grant or loan has been offered but the contract has not yet been signed or budget has not yet been approved by Council
- Encumbered: Project contract has been signed and funds have been allocated to spend on the project

Funding amounts in red reflect sources that are unidentified, identified or anticipated.

Addison and Standard Bicycle and Pedestrian Corridor

STR-2014-20

Executive Summary:

Complete a 5-mile bicycle-pedestrian corridor from Holland Ave at Colton St. Along Colton, Addison, and Standard, connecting to existing bike lanes at Buckeye and Division to the South. This project adds new bike lanes, transition improvements at intersections and adds missing sidewalk.

Project Justification:

This is a 5-mile bicycle corridor that is on the city's Master Bike Plan and sits between two major north/south vehicle corridors. Adding bicycle and pedestrian facilities provides a safer alternative for pedestrians and cyclist.

Location:

Other Location

Addison and Standard streets from Buckeye Ave to Holland Ave.

Project Status:

Active

Design to begin in 2014 with CN planned for 2015.

External Factors:

Maintenance:

Maintenance of capital facilities, buildings and infrastructure has an impact on a Department's operating budget, and thus routine maintenance costs for new and ongoing projects are identified in the table below.

	2015	2016	2017	2018	2019	2020	Total
Expected Annual Maintenance	\$0	\$0	\$0	\$0	\$0	\$0	\$0

Maintenance Comments:

Addison and Standard Bicycle and Pedestrian Corridor

STR-2014-20

Spending:

Project Phase	Spending To Date	Estimated Spending						6-Year Total	Total
		2015	2016	2017	2018	2019	2020		
Construction	\$0	\$661,500	\$0	\$0	\$0	\$0	\$0	\$661,500	\$661,500
Design	\$73,500	\$0	\$0	\$0	\$0	\$0	\$0	\$0	\$73,500
Land purchase	\$0	\$48,000	\$0	\$0	\$0	\$0	\$0	\$48,000	\$48,000
Total	\$73,500	\$709,500	\$0	\$0	\$0	\$0	\$0	\$709,500	\$783,000

Funding:

Funding Name	Source	Status*	Funding to Date	Estimated Funding						Total
				2015	2016	2017	2018	2019	2020	
CMAQ	Federal	Encumbered	\$63,578	\$613,718	\$0	\$0	\$0	\$0	\$0	\$677,296
REET	Local	Encumbered	\$9,922	\$95,782	\$0	\$0	\$0	\$0	\$0	\$105,704
Total			\$73,500	\$709,500	\$0	\$0	\$0	\$0	\$0	\$783,000

*Status definitions:

- Unidentified: Funding source has not yet been determined
- Identified: Funding source has been found, but not yet requested
- Applied: Grant or loan application has been submitted, or budget has been requested
- Awarded: Grant or loan has been offered but the contract has not yet been signed or budget has not yet been approved by Council
- Encumbered: Project contract has been signed and funds have been allocated to spend on the project

Funding amounts in red reflect sources that are unidentified, identified or anticipated.

Ben-Burr Trail Connection to the Centennial Trail

STR-2012-71

Executive Summary:

Multi-use trail covering 4 sections. Underhill Park to Liberty Park, Planned bike facility on 5th Ave to Liberty Park, Liberty Park to Erie/Riverside Dr. Extension & Centennial Bridge at Gonzaga to old Brown Building Supply property.

Project Justification:

The city is committed to connecting the trail system and provide multimodal transportation throughout the region while increasing the safety of pedestrians and bicyclist.

Location:

Other Location

Ben Burr Trail between Fiske St and the Centennial Trail.

Project Status:

Active

Design complete. Construction in 2014 and 2015.

External Factors:

This project will likely combine with stormwater CSO reduction efforts. These may include work on Erie street adjacent to the trail construction.

Maintenance:

Maintenance of capital facilities, buildings and infrastructure has an impact on a Department's operating budget, and thus routine maintenance costs for new and ongoing projects are identified in the table below.

	2015	2016	2017	2018	2019	2020	Total
Expected Annual Maintenance	\$0	\$0	\$0	\$0	\$0	\$0	\$0

Maintenance Comments:

Ben-Burr Trail Connection to the Centennial Trail

STR-2012-71

Spending:

Project Phase	Spending To Date	Estimated Spending						6-Year Total	Total
		2015	2016	2017	2018	2019	2020		
Construction	\$0	\$600,000	\$600,000	\$0	\$0	\$0	\$0	\$1,200,000	\$1,200,000
Design	\$100,000	\$0	\$0	\$0	\$0	\$0	\$0	\$0	\$100,000
Land purchase	\$412,500	\$0	\$0	\$0	\$0	\$0	\$0	\$0	\$412,500
Total	\$512,500	\$600,000	\$600,000	\$0	\$0	\$0	\$0	\$1,200,000	\$1,712,500

Funding:

Funding Name	Source	Status*	Funding to Date	Estimated Funding						Total
				2015	2016	2017	2018	2019	2020	
CMAQ	Federal	Encumbered	\$250,000	\$0	\$0	\$0	\$0	\$0	\$0	\$250,000
REET	Local	Encumbered	\$62,500	\$0	\$0	\$0	\$0	\$0	\$0	\$62,500
STP	Federal	Encumbered	\$200,000	\$600,000	\$600,000	\$0	\$0	\$0	\$0	\$1,400,000
Total			\$512,500	\$600,000	\$600,000	\$0	\$0	\$0	\$0	\$1,712,500

*Status definitions:

- Unidentified: Funding source has not yet been determined
- Identified: Funding source has been found, but not yet requested
- Applied: Grant or loan application has been submitted, or budget has been requested
- Awarded: Grant or loan has been offered but the contract has not yet been signed or budget has not yet been approved by Council
- Encumbered: Project contract has been signed and funds have been allocated to spend on the project

Funding amounts in red reflect sources that are unidentified, identified or anticipated.

Bike Route Signing and Striping

STR-2012-63

Executive Summary:

Striping and conversion of signs to MUTCD standards

Project Justification:

Bicycle lane signing and striping standards have changed. This project is intended to bring our bicycle lanes up to MUTCD standards throughout the city.

Location:

Other Location

Citywide

Project Status:

Active

This is an ongoing project that is accomplished during every construction season as need arises.

External Factors:

Maintenance:

Maintenance of capital facilities, buildings and infrastructure has an impact on a Department's operating budget, and thus routine maintenance costs for new and ongoing projects are identified in the table below.

	2015	2016	2017	2018	2019	2020	Total
Expected Annual Maintenance	\$0	\$0	\$0	\$0	\$0	\$0	\$0

Maintenance Comments:

Bike Route Signing and Striping

STR-2012-63

Spending:

Project Phase	Spending To Date	Estimated Spending							Total
		2015	2016	2017	2018	2019	2020	6-Year Total	
Construction	\$10,000	\$10,000	\$10,000	\$10,000	\$10,000	\$10,000	\$10,000	\$60,000	\$70,000
Total	\$10,000	\$10,000	\$10,000	\$10,000	\$10,000	\$10,000	\$10,000	\$60,000	\$70,000

Funding:

Funding Name	Source	Status*	Funding to Date	Estimated Funding						Total
				2015	2016	2017	2018	2019	2020	
Paths/Trails	Local	Encumbered	\$10,000	\$10,000	\$10,000	\$10,000	\$10,000	\$10,000	\$10,000	\$70,000
Total			\$10,000	\$10,000	\$10,000	\$10,000	\$10,000	\$10,000	\$10,000	\$70,000

*Status definitions:

- Unidentified: Funding source has not yet been determined
- Identified: Funding source has been found, but not yet requested
- Applied: Grant or loan application has been submitted, or budget has been requested
- Awarded: Grant or loan has been offered but the contract has not yet been signed or budget has not yet been approved by Council
- Encumbered: Project contract has been signed and funds have been allocated to spend on the project

Funding amounts in red reflect sources that are unidentified, identified or anticipated.

Centennial Trail Gap, Mission Ave Crossing Study

STR-2013-86

Executive Summary:

This project will provide a feasibility study for an improved crossing for pedestrians and bicyclists at Mission Avenue in central Spokane. The project is to study and develop improved crossing alternatives, including a recommended alternative. The completed study will then be used for the detailed design of the selected alternative.

Project Justification:

This existing at-grade crossing is presently dangerous because of the volume of vehicles, bicyclists, and pedestrians and the physical complexities of the crossing.

Location:

Other Location

Centennial trail at Mission Ave

Project Status:

Active

Study is nearing completion. The recommended alternative includes a phased approach to improving this intersection. Phase 1 will improve the at-grade crossing while subsequent phases will grade-separate the trail from Mission Ave and the railroad tracks. PE and CN funds are currently being requested for phase 1.

External Factors:

Maintenance:

Maintenance of capital facilities, buildings and infrastructure has an impact on a Department's operating budget, and thus routine maintenance costs for new and ongoing projects are identified in the table below.

	2015	2016	2017	2018	2019	2020	Total
Expected Annual Maintenance	\$0	\$0	\$0	\$0	\$0	\$0	\$0

Maintenance Comments:

Centennial Trail Gap, Mission Ave Crossing Study

STR-2013-86

Spending:

Project Phase	Spending To Date	Estimated Spending							Total
		2015	2016	2017	2018	2019	2020	6-Year Total	
Construction	\$0	\$0	\$700,000	\$0	\$0	\$0	\$0	\$700,000	\$700,000
Planning	\$210,000	\$40,000	\$0	\$0	\$0	\$0	\$0	\$40,000	\$250,000
Total	\$210,000	\$40,000	\$700,000	\$0	\$0	\$0	\$0	\$740,000	\$950,000

Funding:

Funding Name	Source	Status*	Funding to Date	Estimated Funding						Total
				2015	2016	2017	2018	2019	2020	
Other	Federal	Unidentified	\$0	\$0	\$700,000	\$0	\$0	\$0	\$0	\$700,000
STP	Federal	Encumbered	\$210,000	\$40,000	\$0	\$0	\$0	\$0	\$0	\$250,000
Total			\$210,000	\$40,000	\$700,000	\$0	\$0	\$0	\$0	\$950,000

*Status definitions:

- Unidentified: Funding source has not yet been determined
- Identified: Funding source has been found, but not yet requested
- Applied: Grant or loan application has been submitted, or budget has been requested
- Awarded: Grant or loan has been offered but the contract has not yet been signed or budget has not yet been approved by Council
- Encumbered: Project contract has been signed and funds have been allocated to spend on the project

Funding amounts in red reflect sources that are unidentified, identified or anticipated.

Connect to Transit, Hardscape Improvements

STR-2013-102

Executive Summary:

The proposed project will complete a sidewalk gap on Arthur from 2nd to 3rd Avenues as well as improve curb ramps and install bus landing pads on select bus routes within the City of Spokane to include the TBD (Transportation Benefit District) top priority curb ramps.

Project Justification:

The proposed project will improve access to transit for disabled, elderly and low-income residents within the project vicinity. Included in this project are the Transportation Benefit District (TBD) curb ramps to fill the requirements of the TBD sidewalk program, which conduct sidewalk infill and ADA compliance requirements.

Location:

Other Location

Arthur from 2nd to 3rd Avenues, and other various locations around the city

Project Status:

Active

Construction in 2014.

External Factors:

This project will be broken into two phases with Phase 1 being constructed concurrently with the Bond 'Gap' project on Arthur street.

Maintenance:

Maintenance of capital facilities, buildings and infrastructure has an impact on a Department's operating budget, and thus routine maintenance costs for new and ongoing projects are identified in the table below.

	2015	2016	2017	2018	2019	2020	Total
Expected Annual Maintenance	\$0	\$0	\$0	\$0	\$0	\$0	\$0

Maintenance Comments:

Connect to Transit, Hardscape Improvements

STR-2013-102

Spending:

Project Phase	Spending To Date	Estimated Spending						6-Year Total	Total
		2015	2016	2017	2018	2019	2020		
Construction	\$93,000	\$190,500	\$0	\$0	\$0	\$0	\$0	\$190,500	\$283,500
Design	\$32,000	\$0	\$0	\$0	\$0	\$0	\$0	\$0	\$32,000
Total	\$125,000	\$190,500	\$0	\$0	\$0	\$0	\$0	\$190,500	\$315,500

Funding:

Funding Name	Source	Status*	Funding to Date	Estimated Funding						Total
				2015	2016	2017	2018	2019	2020	
FTA	Federal	Encumbered	\$100,000	\$152,400	\$0	\$0	\$0	\$0	\$0	\$252,400
TBD	Local	Encumbered	\$25,000	\$38,100	\$0	\$0	\$0	\$0	\$0	\$63,100
Total			\$125,000	\$190,500	\$0	\$0	\$0	\$0	\$0	\$315,500

*Status definitions:

- Unidentified: Funding source has not yet been determined
- Identified: Funding source has been found, but not yet requested
- Applied: Grant or loan application has been submitted, or budget has been requested
- Awarded: Grant or loan has been offered but the contract has not yet been signed or budget has not yet been approved by Council
- Encumbered: Project contract has been signed and funds have been allocated to spend on the project

Funding amounts in red reflect sources that are unidentified, identified or anticipated.

Division St Gateway Improvements

STR-2013-90

Executive Summary:

Construct street-scape improvements as well as motor transportation improvements throughout the corridor to provide not only “entrance” statements into the downtown, but strong linkages that provide east-west access between Downtown and the University District.

Project Justification:

To beautify the entrance to downtown for visitors and to provide a strong east-west access between downtown and the university district.

Location:

Other Location

Division/Browne Street and Division/Ruby Street improvements from Interstate 90 to Sharp Avenue.

Project Status:

Active

Currently in Design

External Factors:

This project may be eligible to coordinate CSO reduction efforts.

Maintenance:

Maintenance of capital facilities, buildings and infrastructure has an impact on a Department’s operating budget, and thus routine maintenance costs for new and ongoing projects are identified in the table below.

	2015	2016	2017	2018	2019	2020	Total
Expected Annual Maintenance	\$0	\$0	\$0	\$0	\$0	\$0	\$0

Maintenance Comments:

Division St Gateway Improvements

STR-2013-90

Spending:

Project Phase	Spending To Date	Estimated Spending							Total
		2015	2016	2017	2018	2019	2020	6-Year Total	
Construction	\$0	\$0	\$0	\$3,500,000	\$0	\$0	\$0	\$3,500,000	\$3,500,000
Design	\$750,000	\$75,000	\$0	\$0	\$0	\$0	\$0	\$75,000	\$825,000
Total	\$750,000	\$75,000	\$0	\$3,500,000	\$0	\$0	\$0	\$3,575,000	\$4,325,000

Funding:

Funding Name	Source	Status*	Funding to Date	Estimated Funding						
				2015	2016	2017	2018	2019	2020	Total
Other	---	Applied	\$0	\$0	\$0	\$3,500,000	\$0	\$0	\$0	\$3,500,000
UDRA	Local	Encumbered	\$750,000	\$75,000	\$0	\$0	\$0	\$0	\$0	\$825,000
Total			\$750,000	\$75,000	\$0	\$3,500,000	\$0	\$0	\$0	\$4,325,000

*Status definitions:

- Unidentified: Funding source has not yet been determined
- Identified: Funding source has been found, but not yet requested
- Applied: Grant or loan application has been submitted, or budget has been requested
- Awarded: Grant or loan has been offered but the contract has not yet been signed or budget has not yet been approved by Council
- Encumbered: Project contract has been signed and funds have been allocated to spend on the project

Funding amounts in red reflect sources that are unidentified, identified or anticipated.

Downtown Bicycle Network Completion

STR-2013-89

Executive Summary:

Complete the on-street bicycle facilities in downtown Spokane, according to the adopted Master Bike Plan, with adjustments as necessary.

Project Justification:

While it is illegal to ride bicycles on the sidewalks downtown, the on-street facilities were greatly lacking. This project will complete a functional bicycle network in the downtown core.

Location:

Other Location

Downtown core of Spokane

Project Status:

Active

Design complete, construction was started in 2013. CN currently paused.

External Factors:

Maintenance:

Maintenance of capital facilities, buildings and infrastructure has an impact on a Department's operating budget, and thus routine maintenance costs for new and ongoing projects are identified in the table below.

	2015	2016	2017	2018	2019	2020	Total
Expected Annual Maintenance	\$0	\$0	\$0	\$0	\$0	\$0	\$0

Maintenance Comments:

Downtown Bicycle Network Completion

STR-2013-89

Spending:

Project Phase	Spending To Date	Estimated Spending						6-Year Total	Total
		2015	2016	2017	2018	2019	2020		
Construction	\$682,457	\$5,000	\$0	\$0	\$0	\$0	\$0	\$5,000	\$687,457
Design	\$81,500	\$0	\$0	\$0	\$0	\$0	\$0	\$0	\$81,500
Total	\$763,957	\$5,000	\$0	\$0	\$0	\$0	\$0	\$5,000	\$768,957

Funding:

Funding Name	Source	Status*	Funding to Date	Estimated Funding						Total
				2015	2016	2017	2018	2019	2020	
CMAQ	Federal	Encumbered	\$611,166	\$4,000	\$0	\$0	\$0	\$0	\$0	\$615,166
REET	Local	Encumbered	\$152,791	\$1,000	\$0	\$0	\$0	\$0	\$0	\$153,791
Total			\$763,957	\$5,000	\$0	\$0	\$0	\$0	\$0	\$768,957

*Status definitions:

- Unidentified: Funding source has not yet been determined
- Identified: Funding source has been found, but not yet requested
- Applied: Grant or loan application has been submitted, or budget has been requested
- Awarded: Grant or loan has been offered but the contract has not yet been signed or budget has not yet been approved by Council
- Encumbered: Project contract has been signed and funds have been allocated to spend on the project

Funding amounts in red reflect sources that are unidentified, identified or anticipated.

Streets / Pedestrian and Bikeways

Fish Lake Trail - Phase 3

STR-2012-68

Executive Summary:

Phase 3a includes paving the trail from Scribner Rd to Queen Lucas Lake (2.1 miles) and complete design and ROW in preparation for phase 3b which includes the remaining paving to Fish Lake and bridge construction. Construction funding for phase 3b has not yet been obtained.

Project Justification:

This trail will complete the gap that will provide 11 miles of trail connecting the City of Spokane and the City of Cheney. This system is identified in the Comprehensive plan as a corridor to preserve and improve.

Location:

Other Location

Fish Lake Trail, Scribner Rd to Fish Lake

Project Status:

Active

Project phasing continues. Phase 3a under construction to pave to Queen Lucas Lake. Phase 3b will complete design and RW efforts for remaining segment of the trail.

External Factors:

Funding for CN of phase 3b is not yet secure. Negotiations with BNSF for aerial rights for bridges will take some time.

Maintenance:

Maintenance of capital facilities, buildings and infrastructure has an impact on a Department's operating budget, and thus routine maintenance costs for new and ongoing projects are identified in the table below.

	2015	2016	2017	2018	2019	2020	Total
Expected Annual Maintenance	\$0	\$0	\$0	\$0	\$0	\$0	\$0

Maintenance Comments:

Streets / Pedestrian and Bikeways

Fish Lake Trail - Phase 3

STR-2012-68

Spending:

Project Phase	Spending To Date	Estimated Spending							Total
		2015	2016	2017	2018	2019	2020	6-Year Total	
Construction	\$0	\$961,127	\$2,250,000	\$2,250,000	\$0	\$0	\$0	\$5,461,127	\$5,461,127
Design	\$275,500	\$0	\$0	\$0	\$0	\$0	\$0	\$0	\$275,500
Land purchase	\$260,600	\$0	\$0	\$0	\$0	\$0	\$0	\$0	\$260,600
Total	\$536,100	\$961,127	\$2,250,000	\$2,250,000	\$0	\$0	\$0	\$5,461,127	\$5,997,227

Funding:

Funding Name	Source	Status*	Funding to Date	Estimated Funding						Total
				2015	2016	2017	2018	2019	2020	
Other	Local	Unidentified	\$0	\$0	\$2,250,000	\$2,250,000	\$0	\$0	\$0	\$4,500,000
TCSP	Federal	Encumbered	\$536,100	\$961,127	\$0	\$0	\$0	\$0	\$0	\$1,497,227
Total			\$536,100	\$961,127	\$2,250,000	\$2,250,000	\$0	\$0	\$0	\$5,997,227

*Status definitions:

- Unidentified: Funding source has not yet been determined
- Identified: Funding source has been found, but not yet requested
- Applied: Grant or loan application has been submitted, or budget has been requested
- Awarded: Grant or loan has been offered but the contract has not yet been signed or budget has not yet been approved by Council
- Encumbered: Project contract has been signed and funds have been allocated to spend on the project

Funding amounts in red reflect sources that are unidentified, identified or anticipated.

High Drive Pedestrian and Bicycle Linkage

STR-2013-84

Executive Summary:

This project will provide travel lane width reduction and removal of on-street parking to construct bicycle and pedestrian facilities on High Drive from Hatch Rd to 29th Ave.

Project Justification:

Improve the safety of pedestrians and cyclists traveling on High Drive between Hatch Rd and 29th Ave and also connect to the bicycle lanes currently terminating at High drive and 29th Ave.

Location:

Other Location

High Drive from Hatch Road to 29th Ave

Project Status:

Active

Project was broken into two phases with the first phase being constructed in 2014 and phase II will be constructed in 2015.

External Factors:

This project incorporates CSO reduction efforts. It will be constructed in coordination with the 2004 bond program and the CSO program.

Maintenance:

Maintenance of capital facilities, buildings and infrastructure has an impact on a Department's operating budget, and thus routine maintenance costs for new and ongoing projects are identified in the table below.

	2015	2016	2017	2018	2019	2020	Total
Expected Annual Maintenance	\$0	\$0	\$0	\$0	\$0	\$0	\$0

Maintenance Comments:

High Drive Pedestrian and Bicycle Linkage

STR-2013-84

Spending:

Project Phase	Spending To Date	Estimated Spending						6-Year Total	Total
		2015	2016	2017	2018	2019	2020		
Construction	\$229,400	\$237,000	\$0	\$0	\$0	\$0	\$0	\$237,000	\$466,400
Design	\$46,600	\$0	\$0	\$0	\$0	\$0	\$0	\$0	\$46,600
Total	\$276,000	\$237,000	\$0	\$0	\$0	\$0	\$0	\$237,000	\$513,000

Funding:

Funding Name	Source	Status*	Funding to Date	Estimated Funding						Total
				2015	2016	2017	2018	2019	2020	
CMAQ	Federal	Encumbered	\$220,800	\$189,600	\$0	\$0	\$0	\$0	\$0	\$410,400
REET	Local	Encumbered	\$55,200	\$47,400	\$0	\$0	\$0	\$0	\$0	\$102,600
Total			\$276,000	\$237,000	\$0	\$0	\$0	\$0	\$0	\$513,000

*Status definitions:

- Unidentified: Funding source has not yet been determined
- Identified: Funding source has been found, but not yet requested
- Applied: Grant or loan application has been submitted, or budget has been requested
- Awarded: Grant or loan has been offered but the contract has not yet been signed or budget has not yet been approved by Council
- Encumbered: Project contract has been signed and funds have been allocated to spend on the project

Funding amounts in red reflect sources that are unidentified, identified or anticipated.

Millwood Trail, from SCC to Felts Field

STR-2014-29

Executive Summary:

Design and a Multi-use Path from Spokane Community College to Felts Field along the Spokane River.

Project Justification:

The city is committed to connecting the trail system and provide multimodal transportation throughout the region.

Location:

Other Location

From Spokane Community College to Felts Field.

Project Status:

Active

Project is in Design. Will seek federal funding for CN.

External Factors:

Study will determine feasibility option for routing the trail through Spokane Community College Campus.

Maintenance:

Maintenance of capital facilities, buildings and infrastructure has an impact on a Department's operating budget, and thus routine maintenance costs for new and ongoing projects are identified in the table below.

	2015	2016	2017	2018	2019	2020	Total
Expected Annual Maintenance	\$0	\$0	\$0	\$0	\$0	\$0	\$0

Maintenance Comments:

Millwood Trail, from SCC to Felts Field

STR-2014-29

Spending:

Project Phase	Spending To Date	Estimated Spending						6-Year Total	Total
		2015	2016	2017	2018	2019	2020		
Design	\$75,000	\$175,000	\$0	\$0	\$0	\$0	\$0	\$175,000	\$250,000
Total	\$75,000	\$175,000	\$0	\$0	\$0	\$0	\$0	\$175,000	\$250,000

Funding:

Funding Name	Source	Status*	Funding to Date	Estimated Funding						Total
				2015	2016	2017	2018	2019	2020	
CMAQ	Federal	Encumbered	\$75,000	\$175,000	\$0	\$0	\$0	\$0	\$0	\$250,000
Total			\$75,000	\$175,000	\$0	\$0	\$0	\$0	\$0	\$250,000

*Status definitions:

- Unidentified: Funding source has not yet been determined
- Identified: Funding source has been found, but not yet requested
- Applied: Grant or loan application has been submitted, or budget has been requested
- Awarded: Grant or loan has been offered but the contract has not yet been signed or budget has not yet been approved by Council
- Encumbered: Project contract has been signed and funds have been allocated to spend on the project

Funding amounts in red reflect sources that are unidentified, identified or anticipated.

U-District Pedestrian & Bicycle Bridge

STR-2013-113

Executive Summary:

Design and purchase right of way for a Pedestrian/Bike Safety Rail Overpass Bridge within the University District. Currently seeking funding for construction.

Project Justification:

With the current growth of River point Campus there is a need for students to move to and from housing, shopping, classes and local services. Connectivity to the south is lacking. The U-district ped/bike bridge will provide the connectivity needed and also help revitalize the Sprague district.

Location:

Other Location

From E Riverside & Sherman to EWU Campus

Project Status:

Active

Currently in design, ROW purchase in 2015 and construction planned for 2016.

External Factors:

Funding for CN has been requested and will set the time frame for construction.

Maintenance:

Maintenance of capital facilities, buildings and infrastructure has an impact on a Department's operating budget, and thus routine maintenance costs for new and ongoing projects are identified in the table below.

	2015	2016	2017	2018	2019	2020	Total
Expected Annual Maintenance	\$0	\$0	\$0	\$0	\$0	\$0	\$0

Maintenance Comments:

U-District Pedestrian & Bicycle Bridge

STR-2013-113

Spending:

Project Phase	Spending To Date	Estimated Spending						6-Year Total	Total
		2015	2016	2017	2018	2019	2020		
Construction	\$0	\$0	\$13,000,000	\$0	\$0	\$0	\$0	\$13,000,000	\$13,000,000
Design	\$2,044,600	\$0	\$0	\$0	\$0	\$0	\$0	\$0	\$2,044,600
Land purchase	\$0	\$1,554,500	\$0	\$0	\$0	\$0	\$0	\$1,554,500	\$1,554,500
Total	\$2,044,600	\$1,554,500	\$13,000,000	\$0	\$0	\$0	\$0	\$14,554,500	\$16,599,100

Funding:

Funding Name	Source	Status*	Funding to Date	Estimated Funding						Total
				2015	2016	2017	2018	2019	2020	
Other	Federal	Applied	\$0	\$0	\$10,000,000	\$0	\$0	\$0	\$0	\$10,000,000
PWTF	Federal	Encumbered	\$1,600,000	\$1,554,500	\$0	\$0	\$0	\$0	\$0	\$3,154,500
TCSP	Federal	Encumbered	\$444,600	\$0	\$0	\$0	\$0	\$0	\$0	\$444,600
UDRA	Local	Encumbered	\$0	\$0	\$3,000,000	\$0	\$0	\$0	\$0	\$3,000,000
Total			\$2,044,600	\$1,554,500	\$13,000,000	\$0	\$0	\$0	\$0	\$16,599,100

*Status definitions:

- Unidentified: Funding source has not yet been determined
- Identified: Funding source has been found, but not yet requested
- Applied: Grant or loan application has been submitted, or budget has been requested
- Awarded: Grant or loan has been offered but the contract has not yet been signed or budget has not yet been approved by Council
- Encumbered: Project contract has been signed and funds have been allocated to spend on the project

Funding amounts in red reflect sources that are unidentified, identified or anticipated.

Barnes Road from Phoebe to Strong Road

STR-2013-176

Executive Summary:

The proposed project will construct a new section of Barnes Road between Phoebe and Strong Road. Separated sidewalk on one side, drainage facilities along the backsides of the curbs, two lanes for vehicular traffic, a bike lane going uphill and shared-use on the downhill side of the roadway

Project Justification:

A connection between the Indian Trail area and 5-Mile Prairie has been sought for many years because of the safety concerns of having very limited access in and out due to the topography of the area. Constructing Barnes Road will greatly improve access.

Location:

Other Location

Barnes Road will be constructed between Phoebe and Strong Road.

Project Status:

Active

Project has been authorized for design and will move to construction as funding allows.

External Factors:

Funding opportunities have allowed this project to move forward.

Maintenance:

Maintenance of capital facilities, buildings and infrastructure has an impact on a Department's operating budget, and thus routine maintenance costs for new and ongoing projects are identified in the table below.

	2015	2016	2017	2018	2019	2020	Total
Expected Annual Maintenance	\$0	\$0	\$0	\$0	\$0	\$0	\$0

Maintenance Comments:

Barnes Road from Phoebe to Strong Road

STR-2013-176

Spending:

Project Phase	Spending To Date	Estimated Spending							Total
		2015	2016	2017	2018	2019	2020	6-Year Total	
Construction	\$0	\$0	\$0	\$1,975,000	\$0	\$0	\$0	\$1,975,000	\$1,975,000
Design	\$20,000	\$200,000	\$0	\$0	\$0	\$0	\$0	\$200,000	\$220,000
Total	\$20,000	\$200,000	\$0	\$1,975,000	\$0	\$0	\$0	\$2,175,000	\$2,195,000

Funding:

Funding Name	Source	Status*	Funding to Date	Estimated Funding						Total
				2015	2016	2017	2018	2019	2020	
CMAQ	Federal	Encumbered	\$17,300	\$173,000	\$0	\$1,708,400	\$0	\$0	\$0	\$1,898,700
REET	Local	Encumbered	\$2,700	\$27,000	\$0	\$266,600	\$0	\$0	\$0	\$296,300
Total			\$20,000	\$200,000	\$0	\$1,975,000	\$0	\$0	\$0	\$2,195,000

*Status definitions:

- Unidentified: Funding source has not yet been determined
- Identified: Funding source has been found, but not yet requested
- Applied: Grant or loan application has been submitted, or budget has been requested
- Awarded: Grant or loan has been offered but the contract has not yet been signed or budget has not yet been approved by Council
- Encumbered: Project contract has been signed and funds have been allocated to spend on the project

Funding amounts in red reflect sources that are unidentified, identified or anticipated.

Browne St/Division St Couplet, 3rd Ave to Spokane Falls Blvd

STR-2012-97

Executive Summary:

Install countdown pedestrian timers at 14 signalized intersections, place new curb ramps where required to bring up to current ADA standards, and place curb extensions where feasible.

Project Justification:

Countdown pedestrian timers will provide pedestrians with the time remaining before the light changes, allowing them to determine if they have time to cross safely. Curb extensions will reduce the distance pedestrians must travel to clear the crosswalk.

Location:

Other Location

Brown and Division Streets from 3rd Ave to Spokane Falls Blvd

Project Status:

Active

Phase one of this project is the countdown timer portion and was installed in 2013. The curb ramps /bump-outs will be based on the Division St. Gateway Study and will be constructed in 2014.

External Factors:

Maintenance:

Maintenance of capital facilities, buildings and infrastructure has an impact on a Department's operating budget, and thus routine maintenance costs for new and ongoing projects are identified in the table below.

	2015	2016	2017	2018	2019	2020	Total
Expected Annual Maintenance	\$0	\$0	\$0	\$0	\$0	\$0	\$0

Maintenance Comments:

Browne St/Division St Couplet, 3rd Ave to Spokane Falls Blvd

STR-2012-97

Spending:

Project Phase	Spending To Date	Estimated Spending						6-Year Total	Total
		2015	2016	2017	2018	2019	2020		
Construction	\$265,000	\$100,000	\$0	\$0	\$0	\$0	\$0	\$100,000	\$365,000
Design	\$45,000	\$0	\$0	\$0	\$0	\$0	\$0	\$0	\$45,000
Total	\$310,000	\$100,000	\$0	\$0	\$0	\$0	\$0	\$100,000	\$410,000

Funding:

Funding Name	Source	Status*	Funding to Date	Estimated Funding						Total
				2015	2016	2017	2018	2019	2020	
Ped/Bike	Federal	Encumbered	\$310,000	\$100,000	\$0	\$0	\$0	\$0	\$0	\$410,000
Total			\$310,000	\$100,000	\$0	\$0	\$0	\$0	\$0	\$410,000

*Status definitions:

- Unidentified: Funding source has not yet been determined
- Identified: Funding source has been found, but not yet requested
- Applied: Grant or loan application has been submitted, or budget has been requested
- Awarded: Grant or loan has been offered but the contract has not yet been signed or budget has not yet been approved by Council
- Encumbered: Project contract has been signed and funds have been allocated to spend on the project

Funding amounts in red reflect sources that are unidentified, identified or anticipated.

Downtown Spokane Pedestrian Countdown Timers

STR-2013-77

Executive Summary:

This project will install Pedestrian Countdown Timers in the core of downtown (46 signalized, high pedestrian volume intersections) from Monroe St. to Division St. and 3rd Av. to Spokane Falls Blvd.

Project Justification:

Countdown pedestrian timers will provide pedestrians with the time remaining before the light changes, allowing them to determine if they have time to cross safely.

Location:

Other Location

Downtown Spokane Core

Project Status:

Active

Project complete, final billing in process

External Factors:

Maintenance:

Maintenance of capital facilities, buildings and infrastructure has an impact on a Department's operating budget, and thus routine maintenance costs for new and ongoing projects are identified in the table below.

	2015	2016	2017	2018	2019	2020	Total
Expected Annual Maintenance	\$0	\$0	\$0	\$0	\$0	\$0	\$0

Maintenance Comments:

Downtown Spokane Pedestrian Countdown Timers

STR-2013-77

Spending:

Project Phase	Spending To Date	Estimated Spending						6-Year Total	Total
		2015	2016	2017	2018	2019	2020		
Construction	\$405,000	\$45,000	\$0	\$0	\$0	\$0	\$0	\$45,000	\$450,000
Design	\$50,000	\$0	\$0	\$0	\$0	\$0	\$0	\$0	\$50,000
Total	\$455,000	\$45,000	\$0	\$0	\$0	\$0	\$0	\$45,000	\$500,000

Funding:

Funding Name	Source	Status*	Funding to Date	Estimated Funding						Total
				2015	2016	2017	2018	2019	2020	
HSIP	Federal	Encumbered	\$455,000	\$45,000	\$0	\$0	\$0	\$0	\$0	\$500,000
Total			\$455,000	\$45,000	\$0	\$0	\$0	\$0	\$0	\$500,000

*Status definitions:

- Unidentified: Funding source has not yet been determined
- Identified: Funding source has been found, but not yet requested
- Applied: Grant or loan application has been submitted, or budget has been requested
- Awarded: Grant or loan has been offered but the contract has not yet been signed or budget has not yet been approved by Council
- Encumbered: Project contract has been signed and funds have been allocated to spend on the project

Funding amounts in red reflect sources that are unidentified, identified or anticipated.

Flint Rd. and Sunset Hwy (US Hwy 2) Traffic Signal

STR-2013-85

Executive Summary:

This project will install a traffic signal at Flint Rd and US 2. Pavement width will be added to incorporate deceleration lanes, left turn lanes, and transit facilities will be provided as part of the intersection signalization.

Project Justification:

The purpose of this project is to improve overall safety and the level of service of the intersection.

Location:

Other Location

Flint Rd and Sunset Hwy (US Hwy 2) Traffic Signal

Project Status:

Active

Design complete. CN scheduled to start in May 2014.

External Factors:

Working construction contract into WSDOT grind & overlay project which is named 'US 2, Espanola Rd to Jct I-90 Paving'

Maintenance:

Maintenance of capital facilities, buildings and infrastructure has an impact on a Department's operating budget, and thus routine maintenance costs for new and ongoing projects are identified in the table below.

	2015	2016	2017	2018	2019	2020	Total
Expected Annual Maintenance	\$0	\$0	\$0	\$0	\$0	\$0	\$0

Maintenance Comments:

Flint Rd. and Sunset Hwy (US Hwy 2) Traffic Signal

STR-2013-85

Spending:

Project Phase	Spending To Date	Estimated Spending						6-Year Total	Total
		2015	2016	2017	2018	2019	2020		
Construction	\$1,071,000	\$200,000	\$0	\$0	\$0	\$0	\$0	\$200,000	\$1,271,000
Design	\$167,100	\$0	\$0	\$0	\$0	\$0	\$0	\$0	\$167,100
Total	\$1,238,100	\$200,000	\$0	\$0	\$0	\$0	\$0	\$200,000	\$1,438,100

Funding:

Funding Name	Source	Status*	Funding to Date	Estimated Funding						Total	
				2015	2016	2017	2018	2019	2020		
HSIP	Federal	Encumbered	\$1,071,000	\$200,000	\$0	\$0	\$0	\$0	\$0	\$0	\$1,271,000
REET	Local	Encumbered	\$117,100	\$0	\$0	\$0	\$0	\$0	\$0	\$0	\$117,100
WSDOT	State	Encumbered	\$50,000	\$0	\$0	\$0	\$0	\$0	\$0	\$0	\$50,000
Total			\$1,238,100	\$200,000	\$0	\$0	\$0	\$0	\$0	\$0	\$1,438,100

*Status definitions:

- Unidentified: Funding source has not yet been determined
- Identified: Funding source has been found, but not yet requested
- Applied: Grant or loan application has been submitted, or budget has been requested
- Awarded: Grant or loan has been offered but the contract has not yet been signed or budget has not yet been approved by Council
- Encumbered: Project contract has been signed and funds have been allocated to spend on the project

Funding amounts in red reflect sources that are unidentified, identified or anticipated.

Hamblen Elementary School Sidewalk Project.

STR-2013-82

Executive Summary:

Construction of sidewalk sections to complete primary walking routes (including ADA compliant curb ramps at intersections) near Hamblen Elementary School, by filling gaps where presently no sidewalk exists on either side of the street. Curb ramps will also be added to cross street connections.

Project Justification:

This project is part of the safe routes to school program and is necessary to assure kids have a safe route to travel to and from school.

Location:

Other Location

Thurston Ave from Perry St to Napa St, Napa St, from 40th Ave to 34th Ave, Martin St from 44th Ave to 41st Ave, Crestline St, from 42nd Ave to 41st Ave, and from 39th Ave to 37th Ave, and 39th Ave from Crestline St to Lee St, and 42nd Ave from Magnolia St to Matrtn St.

Project Status:

Active

Construction in 2014

External Factors:

Maintenance:

Maintenance of capital facilities, buildings and infrastructure has an impact on a Department's operating budget, and thus routine maintenance costs for new and ongoing projects are identified in the table below.

	2015	2016	2017	2018	2019	2020	Total
Expected Annual Maintenance	\$0	\$0	\$0	\$0	\$0	\$0	\$0

Maintenance Comments:

Hamblen Elementary School Sidewalk Project.

STR-2013-82

Spending:

Project Phase	Spending To Date	Estimated Spending						6-Year Total	Total
		2015	2016	2017	2018	2019	2020		
Construction	\$532,471	\$7,000	\$0	\$0	\$0	\$0	\$0	\$7,000	\$539,471
Design	\$136,900	\$0	\$0	\$0	\$0	\$0	\$0	\$0	\$136,900
Total	\$669,371	\$7,000	\$0	\$0	\$0	\$0	\$0	\$7,000	\$676,371

Funding:

Funding Name	Source	Status*	Funding to Date	Estimated Funding						Total
				2015	2016	2017	2018	2019	2020	
REET	Local	Encumbered	\$84,171	\$0	\$0	\$0	\$0	\$0	\$0	\$84,171
SRTS	Federal	Encumbered	\$585,200	\$7,000	\$0	\$0	\$0	\$0	\$0	\$592,200
Total			\$669,371	\$7,000	\$0	\$0	\$0	\$0	\$0	\$676,371

*Status definitions:

- Unidentified: Funding source has not yet been determined
- Identified: Funding source has been found, but not yet requested
- Applied: Grant or loan application has been submitted, or budget has been requested
- Awarded: Grant or loan has been offered but the contract has not yet been signed or budget has not yet been approved by Council
- Encumbered: Project contract has been signed and funds have been allocated to spend on the project

Funding amounts in red reflect sources that are unidentified, identified or anticipated.

Heat Applied Thermoplastic Pedestrian Crosswalk Markings

STR-2013-79

Executive Summary:

This project will replace painted pedestrian crosswalk markings with heat-applied thermoplastic markings at 72 pedestrian crossing locations.

Project Justification:

The purpose of this project is to decrease accidents involving vehicles, pedestrians, and bicyclists in these areas.

Location:

Other Location

1. Market/Greene (Illinois to Empire), 2. Northwest/Indiana (Maple to Hamilton), 3. Ash (Gardner to Five Mile Rd.), 4. Maple St., Mallon Ave.,Walnut Pl., Cedar St. (19th Ave to Northwest Blvd.)

Project Status:

Active

Project is under construction, expect substantial completion in 2014.

External Factors:

Maintenance:

Maintenance of capital facilities, buildings and infrastructure has an impact on a Department's operating budget, and thus routine maintenance costs for new and ongoing projects are identified in the table below.

	2015	2016	2017	2018	2019	2020	Total
Expected Annual Maintenance	\$0	\$0	\$0	\$0	\$0	\$0	\$0

Maintenance Comments:

Heat Applied Thermoplastic Pedestrian Crosswalk Markings

STR-2013-79

Spending:

Project Phase	Spending To Date	Estimated Spending						6-Year Total	Total
		2015	2016	2017	2018	2019	2020		
Construction	\$598,652	\$20,000	\$0	\$0	\$0	\$0	\$0	\$20,000	\$618,652
Design	\$59,000	\$0	\$0	\$0	\$0	\$0	\$0	\$0	\$59,000
Total	\$657,652	\$20,000	\$0	\$0	\$0	\$0	\$0	\$20,000	\$677,652

Funding:

Funding Name	Source	Status*	Funding to Date	Estimated Funding						Total
				2015	2016	2017	2018	2019	2020	
HSIP	Federal	Encumbered	\$573,300	\$16,700	\$0	\$0	\$0	\$0	\$0	\$590,000
REET	Local	Encumbered	\$84,352	\$3,300	\$0	\$0	\$0	\$0	\$0	\$87,652
Total			\$657,652	\$20,000	\$0	\$0	\$0	\$0	\$0	\$677,652

*Status definitions:

- Unidentified: Funding source has not yet been determined
- Identified: Funding source has been found, but not yet requested
- Applied: Grant or loan application has been submitted, or budget has been requested
- Awarded: Grant or loan has been offered but the contract has not yet been signed or budget has not yet been approved by Council
- Encumbered: Project contract has been signed and funds have been allocated to spend on the project

Funding amounts in red reflect sources that are unidentified, identified or anticipated.

Vehicle Detection System Upgrade

STR-2014-21

Executive Summary:

This project provides for acquisition of up to 13 vehicle detection systems to replace existing video detection systems that are failing. Systems will be installed by city forces at 13 intersections citywide. Bicycle detection is included in this upgrade where appropriate.

Project Justification:

The current vehicle detection systems were purchased in the late 1990's and are failing at an alarming rate as their service life has been far exceeded. The majority of these systems are located on principal arterials. If these systems continue to fail at this rate, budget restriction will force signal timing at these locations to be reprogrammed to fixed timing. Fixed signal timing is inherently inefficient and will significantly reduce the level of service for pedestrians, cyclists and motor vehicles.

Location:

Other Location

Euclid at Market, Garland at Market, Greene at Mission, Freya at Sprague, Freya at Second, Freya Way at Trent, Hawthorne at SR 2, Regal at 37th, Holland at Newport Hwy, Ash at Five Mile, Five Mile at Maple, Regal at Southeast, and Hoerner at Holland.

Project Status:

Active

Equipment is being purchased and will be installed by city forces starting in 2014.

External Factors:

Maintenance:

Maintenance of capital facilities, buildings and infrastructure has an impact on a Department's operating budget, and thus routine maintenance costs for new and ongoing projects are identified in the table below.

	2015	2016	2017	2018	2019	2020	Total
Expected Annual Maintenance	\$0	\$0	\$0	\$0	\$0	\$0	\$0

Maintenance Comments:

Vehicle Detection System Upgrade

STR-2014-21

Spending:

Project Phase	Spending To Date	Estimated Spending						6-Year Total	Total
		2015	2016	2017	2018	2019	2020		
Construction	\$59,200	\$5,000	\$0	\$0	\$0	\$0	\$0	\$5,000	\$64,200
Purchases	\$128,200	\$0	\$0	\$0	\$0	\$0	\$0	\$0	\$128,200
Total	\$187,400	\$5,000	\$0	\$0	\$0	\$0	\$0	\$5,000	\$192,400

Funding:

Funding Name	Source	Status*	Funding to Date	Estimated Funding						Total
				2015	2016	2017	2018	2019	2020	
CMAQ	Federal	Encumbered	\$128,200	\$0	\$0	\$0	\$0	\$0	\$0	\$128,200
Street Maint.	Local	Encumbered	\$59,200	\$5,000	\$0	\$0	\$0	\$0	\$0	\$64,200
Total			\$187,400	\$5,000	\$0	\$0	\$0	\$0	\$0	\$192,400

*Status definitions:

- Unidentified: Funding source has not yet been determined
- Identified: Funding source has been found, but not yet requested
- Applied: Grant or loan application has been submitted, or budget has been requested
- Awarded: Grant or loan has been offered but the contract has not yet been signed or budget has not yet been approved by Council
- Encumbered: Project contract has been signed and funds have been allocated to spend on the project

Funding amounts in red reflect sources that are unidentified, identified or anticipated.

Westview Elementary School Sidewalk Project

STR-2013-80

Executive Summary:

This project will install sidewalk with a minimum 5-foot separation along one side of Bismark Ave between Moore and Assembly streets, and two smaller separated sidewalk sections along Bismark and Fotheringham Streets immediately southeast of the school.

Project Justification:

This project is part of the safe routes to school program and is necessary to assure kids have a safe route to travel to and from school.

Location:

Other Location

Bismark Ave between Moore and Assembly streets, and two smaller separated sidewalk sections along Bismark and Fotheringham Streets immediately southeast of the school.

Project Status:

Active

Construction in 2014

External Factors:

Maintenance:

Maintenance of capital facilities, buildings and infrastructure has an impact on a Department's operating budget, and thus routine maintenance costs for new and ongoing projects are identified in the table below.

	2015	2016	2017	2018	2019	2020	Total
Expected Annual Maintenance	\$0	\$0	\$0	\$0	\$0	\$0	\$0

Maintenance Comments:

Westview Elementary School Sidewalk Project

STR-2013-80

Spending:

Project Phase	Spending To Date	Estimated Spending						6-Year Total	Total
		2015	2016	2017	2018	2019	2020		
Construction	\$547,627	\$7,000	\$0	\$0	\$0	\$0	\$0	\$7,000	\$554,627
Design	\$130,389	\$0	\$0	\$0	\$0	\$0	\$0	\$0	\$130,389
Total	\$678,016	\$7,000	\$0	\$0	\$0	\$0	\$0	\$7,000	\$685,016

Funding:

Funding Name	Source	Status*	Funding to Date	Estimated Funding						Total
				2015	2016	2017	2018	2019	2020	
REET	Local	Encumbered	\$54,500	\$0	\$0	\$0	\$0	\$0	\$0	\$54,500
SRTS	Federal	Encumbered	\$623,516	\$7,000	\$0	\$0	\$0	\$0	\$0	\$630,516
Total			\$678,016	\$7,000	\$0	\$0	\$0	\$0	\$0	\$685,016

*Status definitions:

- Unidentified: Funding source has not yet been determined
- Identified: Funding source has been found, but not yet requested
- Applied: Grant or loan application has been submitted, or budget has been requested
- Awarded: Grant or loan has been offered but the contract has not yet been signed or budget has not yet been approved by Council
- Encumbered: Project contract has been signed and funds have been allocated to spend on the project

Funding amounts in red reflect sources that are unidentified, identified or anticipated.

Addison from Columbia to 525' north of Dalke.

STR-2014-25

Executive Summary:

Apply preservation treatments that may consist of crack sealing, grind and overlay, or other pavement rejuvenation techniques. Upgrades to ADA curb ramps and minor curb and sidewalk repairs are anticipated.

Project Justification:

This section of road is deteriorating and needs repair.

Location:

Other Location

Addison St from Columbia to 525' north of Dalke

Project Status:

Active

Will bid and construct in 2014

External Factors:

Maintenance:

Maintenance of capital facilities, buildings and infrastructure has an impact on a Department's operating budget, and thus routine maintenance costs for new and ongoing projects are identified in the table below.

	2015	2016	2017	2018	2019	2020	Total
Expected Annual Maintenance	\$0	\$0	\$0	\$0	\$0	\$0	\$0

Maintenance Comments:

Streets / Street Bond Projects

Addison from Columbia to 525' north of Dalke.

STR-2014-25

Spending:

Project Phase	Spending To Date	Estimated Spending						6-Year Total	Total
		2015	2016	2017	2018	2019	2020		
Construction	\$221,000	\$25,000	\$0	\$0	\$0	\$0	\$0	\$25,000	\$246,000
Design	\$28,000	\$0	\$0	\$0	\$0	\$0	\$0	\$0	\$28,000
Total	\$249,000	\$25,000	\$0	\$0	\$0	\$0	\$0	\$25,000	\$274,000

Funding:

Funding Name	Source	Status*	Funding to Date	Estimated Funding						Total
				2015	2016	2017	2018	2019	2020	
Bond	Local	Encumbered	\$249,000	\$25,000	\$0	\$0	\$0	\$0	\$0	\$274,000
Total			\$249,000	\$25,000	\$0	\$0	\$0	\$0	\$0	\$274,000

*Status definitions:

- Unidentified: Funding source has not yet been determined
- Identified: Funding source has been found, but not yet requested
- Applied: Grant or loan application has been submitted, or budget has been requested
- Awarded: Grant or loan has been offered but the contract has not yet been signed or budget has not yet been approved by Council
- Encumbered: Project contract has been signed and funds have been allocated to spend on the project

Funding amounts in red reflect sources that are unidentified, identified or anticipated.

Streets / Street Bond Projects

Arthur St. from I-90 to 2nd Ave.

STR-2014-28

Executive Summary:

This reconstruction project will involve rebuilding the full depth roadway section for this section of roadway. ADA curb ramps will be installed where necessary. This project also includes Curb ramp replacement in various locations and sidewalk installation on Arthur St for the 'Connect to Transit'.

Project Justification:

This section of road is deteriorating and needs repair.

Location:

Other Location

Arthur St from 1-90 to 2nd Ave

Project Status:

Active

Project will be bid and constructed in 2014

External Factors:

Incorporates funding shown in the 'Connect to Transit Hardscape Improvements' project.

Maintenance:

Maintenance of capital facilities, buildings and infrastructure has an impact on a Department's operating budget, and thus routine maintenance costs for new and ongoing projects are identified in the table below.

	2015	2016	2017	2018	2019	2020	Total
Expected Annual Maintenance	\$0	\$0	\$0	\$0	\$0	\$0	\$0

Maintenance Comments:

Streets / Street Bond Projects

Arthur St. from I-90 to 2nd Ave.

STR-2014-28

Spending:

Project Phase	Spending To Date	Estimated Spending						6-Year Total	Total
		2015	2016	2017	2018	2019	2020		
Construction	\$200,000	\$25,000	\$0	\$0	\$0	\$0	\$0	\$25,000	\$225,000
Design	\$25,000	\$0	\$0	\$0	\$0	\$0	\$0	\$0	\$25,000
Total	\$225,000	\$25,000	\$0	\$0	\$0	\$0	\$0	\$25,000	\$250,000

Funding:

Funding Name	Source	Status*	Funding to Date	Estimated Funding						Total
				2015	2016	2017	2018	2019	2020	
Bond	Local	Encumbered	\$225,000	\$25,000	\$0	\$0	\$0	\$0	\$0	\$250,000
Total			\$225,000	\$25,000	\$0	\$0	\$0	\$0	\$0	\$250,000

*Status definitions:

- Unidentified: Funding source has not yet been determined
- Identified: Funding source has been found, but not yet requested
- Applied: Grant or loan application has been submitted, or budget has been requested
- Awarded: Grant or loan has been offered but the contract has not yet been signed or budget has not yet been approved by Council
- Encumbered: Project contract has been signed and funds have been allocated to spend on the project

Funding amounts in red reflect sources that are unidentified, identified or anticipated.

Calispel from Wellesley Ave to Queen Ave

STR-2014-26

Executive Summary:

This reconstruction project will involve rebuilding the full depth roadway section for this section of roadway. ADA curb ramps will be installed where necessary.

Project Justification:

This section of road is deteriorating and needs repair.

Location:

Other Location

Calispel St from Wellesley Ave to Queen Ave.

Project Status:

Active

Project will be bid and constructed in 2014

External Factors:

Maintenance:

Maintenance of capital facilities, buildings and infrastructure has an impact on a Department's operating budget, and thus routine maintenance costs for new and ongoing projects are identified in the table below.

	2015	2016	2017	2018	2019	2020	Total
Expected Annual Maintenance	\$0	\$0	\$0	\$0	\$0	\$0	\$0

Maintenance Comments:

Calispel from Wellesley Ave to Queen Ave

STR-2014-26

Spending:

Project Phase	Spending To Date	Estimated Spending						6-Year Total	Total
		2015	2016	2017	2018	2019	2020		
Construction	\$266,475	\$30,000	\$0	\$0	\$0	\$0	\$0	\$30,000	\$296,475
Design	\$33,000	\$0	\$0	\$0	\$0	\$0	\$0	\$0	\$33,000
Total	\$299,475	\$30,000	\$0	\$0	\$0	\$0	\$0	\$30,000	\$329,475

Funding:

Funding Name	Source	Status*	Funding to Date	Estimated Funding						Total
				2015	2016	2017	2018	2019	2020	
Bond	Local	Encumbered	\$299,475	\$30,000	\$0	\$0	\$0	\$0	\$0	\$329,475
Total			\$299,475	\$30,000	\$0	\$0	\$0	\$0	\$0	\$329,475

*Status definitions:

- Unidentified: Funding source has not yet been determined
- Identified: Funding source has been found, but not yet requested
- Applied: Grant or loan application has been submitted, or budget has been requested
- Awarded: Grant or loan has been offered but the contract has not yet been signed or budget has not yet been approved by Council
- Encumbered: Project contract has been signed and funds have been allocated to spend on the project

Funding amounts in red reflect sources that are unidentified, identified or anticipated.

Francis Ave, from Division St to Market St.

STR-2012-384

Executive Summary:

Reconstruct Roadway from curb to curb and replace curbing where necessary.

Project Justification:

This section of road is deteriorated and needs to be repaired.

Location:

Other Location

Francis Ave, from Division St to Market St.

Project Status:

Active

Partly constructed in 2013. Will finish construction in 2014.

External Factors:

Maintenance:

Maintenance of capital facilities, buildings and infrastructure has an impact on a Department's operating budget, and thus routine maintenance costs for new and ongoing projects are identified in the table below.

	2015	2016	2017	2018	2019	2020	Total
Expected Annual Maintenance	\$0	\$0	\$0	\$0	\$0	\$0	\$0

Maintenance Comments:

Streets / Street Bond Projects

Francis Ave, from Division St to Market St.

STR-2012-384

Spending:

Project Phase	Spending To Date	Estimated Spending						6-Year Total	Total
		2015	2016	2017	2018	2019	2020		
Construction	\$3,239,000	\$500,000	\$0	\$0	\$0	\$0	\$0	\$500,000	\$3,739,000
Design	\$415,000	\$0	\$0	\$0	\$0	\$0	\$0	\$0	\$415,000
Total	\$3,654,000	\$500,000	\$0	\$0	\$0	\$0	\$0	\$500,000	\$4,154,000

Funding:

Funding Name	Source	Status*	Funding to Date	Estimated Funding						Total
				2015	2016	2017	2018	2019	2020	
Bond	Local	Encumbered	\$3,654,000	\$500,000	\$0	\$0	\$0	\$0	\$0	\$4,154,000
Total			\$3,654,000	\$500,000	\$0	\$0	\$0	\$0	\$0	\$4,154,000

*Status definitions:

- Unidentified: Funding source has not yet been determined
- Identified: Funding source has been found, but not yet requested
- Applied: Grant or loan application has been submitted, or budget has been requested
- Awarded: Grant or loan has been offered but the contract has not yet been signed or budget has not yet been approved by Council
- Encumbered: Project contract has been signed and funds have been allocated to spend on the project

Funding amounts in red reflect sources that are unidentified, identified or anticipated.

High Dr, from Grand Blvd to 29th Ave

STR-2012-387

Executive Summary:

Reconstruct Roadway add curb where missing and replace curbing where necessary. Add bike lanes both sides and sidewalk on one side.

Project Justification:

This section of road is deteriorated and needs repair.

Location:

Other Location

High Dr, from Grand Blvd to 29th Ave

Project Status:

Active

Currently in design with construction to begin in 2014.

External Factors:

This project incorporates CSO improvements as well as the 'High Drive Pedestrian and Bicycle Linkage' project.

Maintenance:

Maintenance of capital facilities, buildings and infrastructure has an impact on a Department's operating budget, and thus routine maintenance costs for new and ongoing projects are identified in the table below.

	2015	2016	2017	2018	2019	2020	Total
Expected Annual Maintenance	\$0	\$0	\$0	\$0	\$0	\$0	\$0

Maintenance Comments:

Streets / Street Bond Projects

High Dr, from Grand Blvd to 29th Ave

STR-2012-387

Spending:

Project Phase	Spending To Date	Estimated Spending						6-Year Total	Total
		2015	2016	2017	2018	2019	2020		
Construction	\$1,307,000	\$1,300,000	\$0	\$0	\$0	\$0	\$0	\$1,300,000	\$2,607,000
Design	\$300,000	\$0	\$0	\$0	\$0	\$0	\$0	\$0	\$300,000
Total	\$1,607,000	\$1,300,000	\$0	\$0	\$0	\$0	\$0	\$1,300,000	\$2,907,000

Funding:

Funding Name	Source	Status*	Funding to Date	Estimated Funding						Total
				2015	2016	2017	2018	2019	2020	
Bond	Local	Encumbered	\$1,607,000	\$1,300,000	\$0	\$0	\$0	\$0	\$0	\$2,907,000
Total			\$1,607,000	\$1,300,000	\$0	\$0	\$0	\$0	\$0	\$2,907,000

*Status definitions:

- Unidentified: Funding source has not yet been determined
- Identified: Funding source has been found, but not yet requested
- Applied: Grant or loan application has been submitted, or budget has been requested
- Awarded: Grant or loan has been offered but the contract has not yet been signed or budget has not yet been approved by Council
- Encumbered: Project contract has been signed and funds have been allocated to spend on the project

Funding amounts in red reflect sources that are unidentified, identified or anticipated.

Streets / Street Bond Projects

High Dr, from Scott to Grand Blvd

STR-2012-388

Executive Summary:

Reconstruct roadway from curb to curb and replace curb where necessary.

Project Justification:

This section of road is deteriorated and needs to be repaired.

Location:

Other Location

High Dr, from Scott to Grand Blvd

Project Status:

Active

Currently in design with construction to begin in 2015.

External Factors:

This project incorporates CSO improvements as well as the 'High Drive Pedestrian and Bicycle Linkage' project.

Maintenance:

Maintenance of capital facilities, buildings and infrastructure has an impact on a Department's operating budget, and thus routine maintenance costs for new and ongoing projects are identified in the table below.

	2015	2016	2017	2018	2019	2020	Total
Expected Annual Maintenance	\$0	\$0	\$0	\$0	\$0	\$0	\$0

Maintenance Comments:

Streets / Street Bond Projects

High Dr, from Scott to Grand Blvd

STR-2012-388

Spending:

Project Phase	Spending To Date	Estimated Spending						6-Year Total	Total
		2015	2016	2017	2018	2019	2020		
Construction	\$0	\$233,000	\$0	\$0	\$0	\$0	\$0	\$233,000	\$233,000
Design	\$26,000	\$0	\$0	\$0	\$0	\$0	\$0	\$0	\$26,000
Total	\$26,000	\$233,000	\$0	\$0	\$0	\$0	\$0	\$233,000	\$259,000

Funding:

Funding Name	Source	Status*	Funding to Date	Estimated Funding						Total
				2015	2016	2017	2018	2019	2020	
Bond	Local	Encumbered	\$26,000	\$233,000	\$0	\$0	\$0	\$0	\$0	\$259,000
Total			\$26,000	\$233,000	\$0	\$0	\$0	\$0	\$0	\$259,000

*Status definitions:

- Unidentified: Funding source has not yet been determined
- Identified: Funding source has been found, but not yet requested
- Applied: Grant or loan application has been submitted, or budget has been requested
- Awarded: Grant or loan has been offered but the contract has not yet been signed or budget has not yet been approved by Council
- Encumbered: Project contract has been signed and funds have been allocated to spend on the project

Funding amounts in red reflect sources that are unidentified, identified or anticipated.

Mission EB from Hamilton St. to Perry St.

STR-2014-27

Executive Summary:

This reconstruction project will involve rebuilding the full depth roadway section for this section of roadway. ADA curb ramps will be installed where necessary.

Project Justification:

This section of road is deteriorating and needs repair.

Location:

Other Location

Mission Ave from Hamilton St to Perry St.

Project Status:

Active

Project will be bid and constructed in 2014

External Factors:

Maintenance:

Maintenance of capital facilities, buildings and infrastructure has an impact on a Department's operating budget, and thus routine maintenance costs for new and ongoing projects are identified in the table below.

	2015	2016	2017	2018	2019	2020	Total
Expected Annual Maintenance	\$0	\$0	\$0	\$0	\$0	\$0	\$0

Maintenance Comments:

Mission EB from Hamilton St. to Perry St.

STR-2014-27

Spending:

Project Phase	Spending To Date	Estimated Spending						6-Year Total	Total
		2015	2016	2017	2018	2019	2020		
Construction	\$265,725	\$30,000	\$0	\$0	\$0	\$0	\$0	\$30,000	\$295,725
Design	\$33,000	\$0	\$0	\$0	\$0	\$0	\$0	\$0	\$33,000
Total	\$298,725	\$30,000	\$0	\$0	\$0	\$0	\$0	\$30,000	\$328,725

Funding:

Funding Name	Source	Status*	Funding to Date	Estimated Funding						Total
				2015	2016	2017	2018	2019	2020	
Bond	Local	Encumbered	\$298,725	\$30,000	\$0	\$0	\$0	\$0	\$0	\$328,725
Total			\$298,725	\$30,000	\$0	\$0	\$0	\$0	\$0	\$328,725

*Status definitions:

- Unidentified: Funding source has not yet been determined
- Identified: Funding source has been found, but not yet requested
- Applied: Grant or loan application has been submitted, or budget has been requested
- Awarded: Grant or loan has been offered but the contract has not yet been signed or budget has not yet been approved by Council
- Encumbered: Project contract has been signed and funds have been allocated to spend on the project

Funding amounts in red reflect sources that are unidentified, identified or anticipated.

Monroe/Lincoln from 17th Ave to 8th Ave

STR-2014-24

Executive Summary:

This reconstruction project will involve rebuilding the full depth roadway section for this section of roadway. ADA curb ramps will be installed where necessary. This project also includes Integrated stormwater improvements.

Project Justification:

This section of road is deteriorating and needs repair.

Location:

Other Location

Monroe and Lincoln Streets from 17th Ave to 8th Ave

Project Status:

Active

Project is being bid and constructed in 2014

External Factors:

This project incorporates CSO reduction elements and funding.

Maintenance:

Maintenance of capital facilities, buildings and infrastructure has an impact on a Department's operating budget, and thus routine maintenance costs for new and ongoing projects are identified in the table below.

	2015	2016	2017	2018	2019	2020	Total
Expected Annual Maintenance	\$0	\$0	\$0	\$0	\$0	\$0	\$0

Maintenance Comments:

Streets / Street Bond Projects

Monroe/Lincoln from 17th Ave to 8th Ave

STR-2014-24

Spending:

Project Phase	Spending To Date	Estimated Spending						6-Year Total	Total
		2015	2016	2017	2018	2019	2020		
Construction	\$2,791,825	\$350,000	\$0	\$0	\$0	\$0	\$0	\$350,000	\$3,141,825
Design	\$350,000	\$0	\$0	\$0	\$0	\$0	\$0	\$0	\$350,000
Total	\$3,141,825	\$350,000	\$0	\$0	\$0	\$0	\$0	\$350,000	\$3,491,825

Funding:

Funding Name	Source	Status*	Funding to Date	Estimated Funding						Total
				2015	2016	2017	2018	2019	2020	
Bond	Local	Encumbered	\$3,141,825	\$350,000	\$0	\$0	\$0	\$0	\$0	\$3,491,825
Total			\$3,141,825	\$350,000	\$0	\$0	\$0	\$0	\$0	\$3,491,825

*Status definitions:

- Unidentified: Funding source has not yet been determined
- Identified: Funding source has been found, but not yet requested
- Applied: Grant or loan application has been submitted, or budget has been requested
- Awarded: Grant or loan has been offered but the contract has not yet been signed or budget has not yet been approved by Council
- Encumbered: Project contract has been signed and funds have been allocated to spend on the project

Funding amounts in red reflect sources that are unidentified, identified or anticipated.

Streets / Vehicle

10 ton Vibratory Asphalt roller #422287 1998 Caterpillar

STR-2012-270

Executive Summary:

Equipment replacement 10 ton vibratory double drum roller for compacting asphalt paving and utility cuts

Project Justification:

This compacts asphalt to proper density and smoothness

Location:

Other Location

1433 N. Normandie

Project Status:

Active

Anticipated replacement in 2018

External Factors:

Maintenance:

Maintenance of capital facilities, buildings and infrastructure has an impact on a Department's operating budget, and thus routine maintenance costs for new and ongoing projects are identified in the table below.

	2015	2016	2017	2018	2019	2020	Total
Expected Annual Maintenance	\$0	\$0	\$0	\$0	\$0	\$0	\$0

Maintenance Comments:

Maintenance is covered by our rental rates

Streets / Vehicle

10 ton Vibratory Asphalt roller #422287 1998 Caterpillar

STR-2012-270

Spending:

Project Phase	Spending To Date	Estimated Spending							Total
		2015	2016	2017	2018	2019	2020	6-Year Total	
Purchases	\$0	\$0	\$0	\$0	\$195,000	\$0	\$0	\$195,000	\$195,000
Total	\$0	\$0	\$0	\$0	\$195,000	\$0	\$0	\$195,000	\$195,000

Funding:

Funding Name	Source	Status*	Funding to Date	Estimated Funding						Total
				2015	2016	2017	2018	2019	2020	
Replacement Fund	Local	Identified	\$0	\$0	\$0	\$0	\$195,000	\$0	\$0	\$195,000
Total			\$0	\$0	\$0	\$0	\$195,000	\$0	\$0	\$195,000

*Status definitions:

- Unidentified: Funding source has not yet been determined
- Identified: Funding source has been found, but not yet requested
- Applied: Grant or loan application has been submitted, or budget has been requested
- Awarded: Grant or loan has been offered but the contract has not yet been signed or budget has not yet been approved by Council
- Encumbered: Project contract has been signed and funds have been allocated to spend on the project

Funding amounts in red reflect sources that are unidentified, identified or anticipated.

Streets / Vehicle

10 wheel 15 yd. dump/plow/deicer truck # 420426 1996 Ford

STR-2012-261

Executive Summary:

vehicle replacement 15 yd 10 wheel dump truck/plow

Project Justification:

Truck is used in all phases of street maintenance, asphalt, hauling and snow plowing and ice control

Location:

Other Location

1433 N. Normandie

Project Status:

Active

anticipated replacement in 2017

External Factors:

Maintenance:

Maintenance of capital facilities, buildings and infrastructure has an impact on a Department's operating budget, and thus routine maintenance costs for new and ongoing projects are identified in the table below.

	2015	2016	2017	2018	2019	2020	Total
Expected Annual Maintenance	\$0	\$0	\$0	\$0	\$0	\$0	\$0

Maintenance Comments:

maintenance is covered by our rental rates

Streets / Vehicle

10 wheel 15 yd. dump/plow/deicer truck # 420426 1996 Ford

STR-2012-261

Spending:

Project Phase	Spending To Date	Estimated Spending							Total
		2015	2016	2017	2018	2019	2020	6-Year Total	
Purchases	\$0	\$0	\$0	\$210,000	\$0	\$0	\$0	\$210,000	\$210,000
Total	\$0	\$0	\$0	\$210,000	\$0	\$0	\$0	\$210,000	\$210,000

Funding:

Funding Name	Source	Status*	Funding to Date	Estimated Funding						Total
				2015	2016	2017	2018	2019	2020	
Replacement Fund	Local	Identified	\$0	\$0	\$0	\$210,000	\$0	\$0	\$0	\$210,000
Total			\$0	\$0	\$0	\$210,000	\$0	\$0	\$0	\$210,000

*Status definitions:

- Unidentified: Funding source has not yet been determined
- Identified: Funding source has been found, but not yet requested
- Applied: Grant or loan application has been submitted, or budget has been requested
- Awarded: Grant or loan has been offered but the contract has not yet been signed or budget has not yet been approved by Council
- Encumbered: Project contract has been signed and funds have been allocated to spend on the project

Funding amounts in red reflect sources that are unidentified, identified or anticipated.

Streets / Vehicle

10 wheel 15 yd.Dump truck/ plow . # 402341 1994 L9000 Ford

STR-2012-146

Executive Summary:

equipment replacement 15 yd dump truck/plow truck

Project Justification:

This truck is used in all phases of street maintenance hauling dirt, grindings and asphalt. This is also used in snow removal

Location:

Other Location
1433 N. Normandie

Project Status:

Active
Anticipated replacement in 2016

External Factors:

Maintenance:

Maintenance of capital facilities, buildings and infrastructure has an impact on a Department's operating budget, and thus routine maintenance costs for new and ongoing projects are identified in the table below.

	2015	2016	2017	2018	2019	2020	Total
Expected Annual Maintenance	\$0	\$0	\$0	\$0	\$0	\$0	\$0

Maintenance Comments:

Equipment rental covers repairs

Streets / Vehicle

10 wheel 15 yd.Dump truck/ plow . # 402341 1994 L9000 Ford

STR-2012-146

Spending:

Project Phase	Spending To Date	Estimated Spending							Total
		2015	2016	2017	2018	2019	2020	6-Year Total	
Purchases	\$0	\$0	\$210,000	\$0	\$0	\$0	\$0	\$210,000	\$210,000
Total	\$0	\$0	\$210,000	\$0	\$0	\$0	\$0	\$210,000	\$210,000

Funding:

Funding Name	Source	Status*	Funding to Date	Estimated Funding						Total
				2015	2016	2017	2018	2019	2020	
Replacement Fund	Local	Identified	\$0	\$0	\$210,000	\$0	\$0	\$0	\$0	\$210,000
Total			\$0	\$0	\$210,000	\$0	\$0	\$0	\$0	\$210,000

*Status definitions:

- Unidentified: Funding source has not yet been determined
- Identified: Funding source has been found, but not yet requested
- Applied: Grant or loan application has been submitted, or budget has been requested
- Awarded: Grant or loan has been offered but the contract has not yet been signed or budget has not yet been approved by Council
- Encumbered: Project contract has been signed and funds have been allocated to spend on the project

Funding amounts in red reflect sources that are unidentified, identified or anticipated.

Streets / Vehicle

10 wheel Dump/plow truck# 4202344 1993 L 9000 Ford

STR-2014-66

Executive Summary:

Equipment replacement 10 yd. Dump/plow truck

Project Justification:

This truck is used in all phases of street maintenance hauling dirt, asphalt, grindings, and asphalt. This is also used in snow control

Location:

Other Location

1433. N. Normandie

Project Status:

Active

Anticipated replacement in 2020

External Factors:

Maintenance:

Maintenance of capital facilities, buildings and infrastructure has an impact on a Department's operating budget, and thus routine maintenance costs for new and ongoing projects are identified in the table below.

	2015	2016	2017	2018	2019	2020	Total
Expected Annual Maintenance	\$0	\$0	\$0	\$0	\$0	\$0	\$0

Maintenance Comments:

maintenance is covered in our rental rates

Streets / Vehicle

10 wheel Dump/plow truck# 4202344 1993 L 9000 Ford

STR-2014-66

Spending:

Project Phase	Spending To Date	Estimated Spending						6-Year Total	Total
		2015	2016	2017	2018	2019	2020		
Purchases	\$0	\$0	\$0	\$0	\$0	\$0	\$230,000	\$230,000	\$230,000
Total	\$0	\$0	\$0	\$0	\$0	\$0	\$230,000	\$230,000	\$230,000

Funding:

Funding Name	Source	Status*	Funding to Date	Estimated Funding						Total
				2015	2016	2017	2018	2019	2020	
Replacement Fund	Local	Identified	\$0	\$0	\$0	\$0	\$0	\$0	\$230,000	\$230,000
Total			\$0	\$0	\$0	\$0	\$0	\$0	\$230,000	\$230,000

*Status definitions:

- Unidentified: Funding source has not yet been determined
- Identified: Funding source has been found, but not yet requested
- Applied: Grant or loan application has been submitted, or budget has been requested
- Awarded: Grant or loan has been offered but the contract has not yet been signed or budget has not yet been approved by Council
- Encumbered: Project contract has been signed and funds have been allocated to spend on the project

Funding amounts in red reflect sources that are unidentified, identified or anticipated.

Streets / Vehicle

4.5 ton combo asphalt roller 2001 Caterpillar #423811

STR-2013-73

Executive Summary:

Equipment replacement of 4.5 ton combo asphalt roller

Project Justification:

This is used in utility repairs in asphalt repairs done by water and sewer departments

Location:

Other Location

1433 N. Normandie

Project Status:

Active

Anticipated replacement in 2016

External Factors:

Used in asphalt paving to assure complete compaction in utility repairs.

Maintenance:

Maintenance of capital facilities, buildings and infrastructure has an impact on a Department's operating budget, and thus routine maintenance costs for new and ongoing projects are identified in the table below.

	2015	2016	2017	2018	2019	2020	Total
Expected Annual Maintenance	\$0	\$0	\$0	\$0	\$0	\$0	\$0

Maintenance Comments:

Rental rates covers maintenance.

Streets / Vehicle

4.5 ton combo asphalt roller 2001 Caterpillar #423811

STR-2013-73

Spending:

Project Phase	Spending To Date	Estimated Spending							Total
		2015	2016	2017	2018	2019	2020	6-Year Total	
Purchases	\$0	\$0	\$93,000	\$0	\$0	\$0	\$0	\$93,000	\$93,000
Total	\$0	\$0	\$93,000	\$0	\$0	\$0	\$0	\$93,000	\$93,000

Funding:

Funding Name	Source	Status*	Funding to Date	Estimated Funding						Total
				2015	2016	2017	2018	2019	2020	
Replacement Fund	Local	Identified	\$0	\$0	\$93,000	\$0	\$0	\$0	\$0	\$93,000
Total			\$0	\$0	\$93,000	\$0	\$0	\$0	\$0	\$93,000

*Status definitions:

- Unidentified: Funding source has not yet been determined
- Identified: Funding source has been found, but not yet requested
- Applied: Grant or loan application has been submitted, or budget has been requested
- Awarded: Grant or loan has been offered but the contract has not yet been signed or budget has not yet been approved by Council
- Encumbered: Project contract has been signed and funds have been allocated to spend on the project

Funding amounts in red reflect sources that are unidentified, identified or anticipated.

Streets / Vehicle

6 wheel dump/plow truck #420665 1995 Ford

STR-2012-259

Executive Summary:

vehicle replacement

Project Justification:

This is used in all phases of street maintenance, asphalt, hauling and snow plowing

Location:

Other Location

1433 N. Normandie

Project Status:

Active

Anticipated replacement in 2016

External Factors:

Maintenance:

Maintenance of capital facilities, buildings and infrastructure has an impact on a Department's operating budget, and thus routine maintenance costs for new and ongoing projects are identified in the table below.

	2015	2016	2017	2018	2019	2020	Total
Expected Annual Maintenance	\$0	\$0	\$0	\$0	\$0	\$0	\$0

Maintenance Comments:

maintenance is covered in our rental rates

Streets / Vehicle

6 wheel dump/plow truck #420665 1995 Ford

STR-2012-259

Spending:

Project Phase	Spending To Date	Estimated Spending							Total
		2015	2016	2017	2018	2019	2020	6-Year Total	
Purchases	\$0	\$0	\$205,000	\$0	\$0	\$0	\$0	\$205,000	\$205,000
Total	\$0	\$0	\$205,000	\$0	\$0	\$0	\$0	\$205,000	\$205,000

Funding:

Funding Name	Source	Status*	Funding to Date	Estimated Funding						Total
				2015	2016	2017	2018	2019	2020	
Replacement Fund	Local	Identified	\$0	\$0	\$205,000	\$0	\$0	\$0	\$0	\$205,000
Total			\$0	\$0	\$205,000	\$0	\$0	\$0	\$0	\$205,000

*Status definitions:

- Unidentified: Funding source has not yet been determined
- Identified: Funding source has been found, but not yet requested
- Applied: Grant or loan application has been submitted, or budget has been requested
- Awarded: Grant or loan has been offered but the contract has not yet been signed or budget has not yet been approved by Council
- Encumbered: Project contract has been signed and funds have been allocated to spend on the project

Funding amounts in red reflect sources that are unidentified, identified or anticipated.

Streets / Vehicle

6 wheel dump/plow truck #420666 1995 Ford

STR-2012-260

Executive Summary:

Vehicle replacement 6yd. Dump truck/plow

Project Justification:

This is used in all phases of street maintenance asphalt,hauling and snow plowing

Location:

Other Location

1433 N. Normandie

Project Status:

Active

Anticipated replacement in 2017

External Factors:

Maintenance:

Maintenance of capital facilities, buildings and infrastructure has an impact on a Department's operating budget, and thus routine maintenance costs for new and ongoing projects are identified in the table below.

	2015	2016	2017	2018	2019	2020	Total
Expected Annual Maintenance	\$0	\$0	\$0	\$0	\$0	\$0	\$0

Maintenance Comments:

maintenance is covered in our rental rates

Streets / Vehicle

6 wheel dump/plow truck #420666 1995 Ford

STR-2012-260

Spending:

Project Phase	Spending To Date	Estimated Spending							Total
		2015	2016	2017	2018	2019	2020	6-Year Total	
Purchases	\$0	\$0	\$0	\$205,000	\$0	\$0	\$0	\$205,000	\$205,000
Total	\$0	\$0	\$0	\$205,000	\$0	\$0	\$0	\$205,000	\$205,000

Funding:

Funding Name	Source	Status*	Funding to Date	Estimated Funding						
				2015	2016	2017	2018	2019	2020	Total
Replacement Fund	Local	Identified	\$0	\$0	\$0	\$205,000	\$0	\$0	\$0	\$205,000
Total			\$0	\$0	\$0	\$205,000	\$0	\$0	\$0	\$205,000

*Status definitions:

- Unidentified: Funding source has not yet been determined
- Identified: Funding source has been found, but not yet requested
- Applied: Grant or loan application has been submitted, or budget has been requested
- Awarded: Grant or loan has been offered but the contract has not yet been signed or budget has not yet been approved by Council
- Encumbered: Project contract has been signed and funds have been allocated to spend on the project

Funding amounts in red reflect sources that are unidentified, identified or anticipated.

Streets / Vehicle

6 wheel dump/plow/sander truck # 420663 1995 Ford

STR-2012-253

Executive Summary:

Vehicle replacement 6yd. Dump, Sand truck/plow

Project Justification:

This is used in all phases of maintenance in asphalt, hauling, and snow plowing

Location:

Other Location

1433 N. Normandie

Project Status:

Active

anticipated replacement in 2015

External Factors:

Maintenance:

Maintenance of capital facilities, buildings and infrastructure has an impact on a Department's operating budget, and thus routine maintenance costs for new and ongoing projects are identified in the table below.

	2015	2016	2017	2018	2019	2020	Total
Expected Annual Maintenance	\$0	\$0	\$0	\$0	\$0	\$0	\$0

Maintenance Comments:

maintenance is covered in rental rates

Streets / Vehicle

6 wheel dump/plow/sander truck # 420663 1995 Ford

STR-2012-253

Spending:

Project Phase	Spending To Date	Estimated Spending							Total
		2015	2016	2017	2018	2019	2020	6-Year Total	
Purchases	\$0	\$195,000	\$0	\$0	\$0	\$0	\$0	\$195,000	\$195,000
Total	\$0	\$195,000	\$0	\$0	\$0	\$0	\$0	\$195,000	\$195,000

Funding:

Funding Name	Source	Status*	Funding to Date	Estimated Funding						
				2015	2016	2017	2018	2019	2020	Total
Replacement Fund	Local	Identified	\$0	\$195,000	\$0	\$0	\$0	\$0	\$0	\$195,000
Total			\$0	\$195,000	\$0	\$0	\$0	\$0	\$0	\$195,000

*Status definitions:

- Unidentified: Funding source has not yet been determined
- Identified: Funding source has been found, but not yet requested
- Applied: Grant or loan application has been submitted, or budget has been requested
- Awarded: Grant or loan has been offered but the contract has not yet been signed or budget has not yet been approved by Council
- Encumbered: Project contract has been signed and funds have been allocated to spend on the project

Funding amounts in red reflect sources that are unidentified, identified or anticipated.

Streets / Vehicle

6 wheel Dump/plow/sander truck # 420664 1995 Ford

STR-2012-254

Executive Summary:

vehicle replacement

Project Justification:

This is used in all phases of street maintenance asphalt, hauling and snow control

Location:

Other Location

1433 N. Normandie

Project Status:

Active

Anticipated replacement in 2017

External Factors:

Maintenance:

Maintenance of capital facilities, buildings and infrastructure has an impact on a Department's operating budget, and thus routine maintenance costs for new and ongoing projects are identified in the table below.

	2015	2016	2017	2018	2019	2020	Total
Expected Annual Maintenance	\$0	\$0	\$0	\$0	\$0	\$0	\$0

Maintenance Comments:

maintenance is covered in our rental rates

Streets / Vehicle

6 wheel Dump/plow/sander truck # 420664 1995 Ford

STR-2012-254

Spending:

Project Phase	Spending To Date	Estimated Spending							Total
		2015	2016	2017	2018	2019	2020	6-Year Total	
Purchases	\$0	\$0	\$0	\$201,000	\$0	\$0	\$0	\$201,000	\$201,000
Total	\$0	\$0	\$0	\$201,000	\$0	\$0	\$0	\$201,000	\$201,000

Funding:

Funding Name	Source	Status*	Funding to Date	Estimated Funding						
				2015	2016	2017	2018	2019	2020	Total
Replacement Fund	Local	Identified	\$0	\$0	\$0	\$201,000	\$0	\$0	\$0	\$201,000
Total			\$0	\$0	\$0	\$201,000	\$0	\$0	\$0	\$201,000

*Status definitions:

- Unidentified: Funding source has not yet been determined
- Identified: Funding source has been found, but not yet requested
- Applied: Grant or loan application has been submitted, or budget has been requested
- Awarded: Grant or loan has been offered but the contract has not yet been signed or budget has not yet been approved by Council
- Encumbered: Project contract has been signed and funds have been allocated to spend on the project

Funding amounts in red reflect sources that are unidentified, identified or anticipated.

Streets / Vehicle

6 wheel dump/sander/plow truck #402295 1992 Ford

STR-2014-60

Executive Summary:

6 wheel dump/sander truck replacement

Project Justification:

This vehicle is used in all phases of street maintenance asphalt,hauling, snow control as a sander/plow

Location:

Other Location

1433 N. Normandie

Project Status:

Active

Anticipated replacement in 2016

External Factors:

Maintenance:

Maintenance of capital facilities, buildings and infrastructure has an impact on a Department's operating budget, and thus routine maintenance costs for new and ongoing projects are identified in the table below.

	2015	2016	2017	2018	2019	2020	Total
Expected Annual Maintenance	\$0	\$0	\$0	\$0	\$0	\$0	\$0

Maintenance Comments:

Streets / Vehicle

6 wheel dump/sander/plow truck #402295 1992 Ford

STR-2014-60

Spending:

Project Phase	Spending To Date	Estimated Spending							Total
		2015	2016	2017	2018	2019	2020	6-Year Total	
Purchases	\$0	\$0	\$204,000	\$0	\$0	\$0	\$0	\$204,000	\$204,000
Total	\$0	\$0	\$204,000	\$0	\$0	\$0	\$0	\$204,000	\$204,000

Funding:

Funding Name	Source	Status*	Funding to Date	Estimated Funding						Total
				2015	2016	2017	2018	2019	2020	
Replacement Fund	Local	Identified	\$0	\$0	\$204,000	\$0	\$0	\$0	\$0	\$204,000
Total			\$0	\$0	\$204,000	\$0	\$0	\$0	\$0	\$204,000

*Status definitions:

- Unidentified: Funding source has not yet been determined
- Identified: Funding source has been found, but not yet requested
- Applied: Grant or loan application has been submitted, or budget has been requested
- Awarded: Grant or loan has been offered but the contract has not yet been signed or budget has not yet been approved by Council
- Encumbered: Project contract has been signed and funds have been allocated to spend on the project

Funding amounts in red reflect sources that are unidentified, identified or anticipated.

Streets / Vehicle

6 Wheel Flat bed Bridge Crew truck # 402301 1992 Ford

STR-2014-62

Executive Summary:

vehicle replacement

Project Justification:

This is used in all bridge maintenance, hauling and emergency tree removal

Location:

Other Location

1433 N. Normandie

Project Status:

Active

Anticipated replacement in 2015

External Factors:

Maintenance:

Maintenance of capital facilities, buildings and infrastructure has an impact on a Department's operating budget, and thus routine maintenance costs for new and ongoing projects are identified in the table below.

	2015	2016	2017	2018	2019	2020	Total
Expected Annual Maintenance	\$0	\$0	\$0	\$0	\$0	\$0	\$0

Maintenance Comments:

Maintenance is covered in our rental rates

Streets / Vehicle

6 Wheel Flat bed Bridge Crew truck # 402301 1992 Ford

STR-2014-62

Spending:

Project Phase	Spending To Date	Estimated Spending							Total
		2015	2016	2017	2018	2019	2020	6-Year Total	
Purchases	\$0	\$195,000	\$0	\$0	\$0	\$0	\$0	\$195,000	\$195,000
Total	\$0	\$195,000	\$0	\$0	\$0	\$0	\$0	\$195,000	\$195,000

Funding:

Funding Name	Source	Status*	Funding to Date	Estimated Funding						
				2015	2016	2017	2018	2019	2020	Total
Replacement Fund	Local	Identified	\$0	\$195,000	\$0	\$0	\$0	\$0	\$0	\$195,000
Total			\$0	\$195,000	\$0	\$0	\$0	\$0	\$0	\$195,000

*Status definitions:

- Unidentified: Funding source has not yet been determined
- Identified: Funding source has been found, but not yet requested
- Applied: Grant or loan application has been submitted, or budget has been requested
- Awarded: Grant or loan has been offered but the contract has not yet been signed or budget has not yet been approved by Council
- Encumbered: Project contract has been signed and funds have been allocated to spend on the project

Funding amounts in red reflect sources that are unidentified, identified or anticipated.

Streets / Vehicle

6 Wheel Flat bed Bridge Crew truck # 402302 1992 Ford

STR-2014-61

Executive Summary:

vehicle replacement

Project Justification:

This is used in all phases of Bridge maintenance,hauling and emergency tree removal

Location:

Other Location

1433 N. Normandie

Project Status:

Active

Anticipated replacement in 2015

External Factors:

Maintenance:

Maintenance of capital facilities, buildings and infrastructure has an impact on a Department's operating budget, and thus routine maintenance costs for new and ongoing projects are identified in the table below.

	2015	2016	2017	2018	2019	2020	Total
Expected Annual Maintenance	\$0	\$0	\$0	\$0	\$0	\$0	\$0

Maintenance Comments:

Maintenance is covered by our rental rates

Streets / Vehicle

6 Wheel Flat bed Bridge Crew truck # 402302 1992 Ford

STR-2014-61

Spending:

Project Phase	Spending To Date	Estimated Spending							Total
		2015	2016	2017	2018	2019	2020	6-Year Total	
Purchases	\$0	\$195,000	\$0	\$0	\$0	\$0	\$0	\$195,000	\$195,000
Total	\$0	\$195,000	\$0	\$0	\$0	\$0	\$0	\$195,000	\$195,000

Funding:

Funding Name	Source	Status*	Funding to Date	Estimated Funding						Total
				2015	2016	2017	2018	2019	2020	
Replacement Fund	Local	Identified	\$0	\$195,000	\$0	\$0	\$0	\$0	\$0	\$195,000
Total			\$0	\$195,000	\$0	\$0	\$0	\$0	\$0	\$195,000

*Status definitions:

- Unidentified: Funding source has not yet been determined
- Identified: Funding source has been found, but not yet requested
- Applied: Grant or loan application has been submitted, or budget has been requested
- Awarded: Grant or loan has been offered but the contract has not yet been signed or budget has not yet been approved by Council
- Encumbered: Project contract has been signed and funds have been allocated to spend on the project

Funding amounts in red reflect sources that are unidentified, identified or anticipated.

Streets / Vehicle

6 wheel flusher/deicer/plow # 426214 2006 Freightliner/OMCO

STR-2012-271

Executive Summary:

Equipment replacement of 2200 gal flusher/deicer/plow. These are use in summer cleaning streets and hauling water for equipment. In winter these are our first line of defense in snow and ice control running 20 to 24 hrs a day.

Project Justification:

Used to clean dust, fine particles on Arterials, streets to maintain PM 10 and hauling water to equipment. In winter they run 20 to 24 hours a day deicing and plowing streets

Location:

Other Location

1433 N. Normandie

Project Status:

Active

Anticipated replacement in 2018

External Factors:

Maintenance:

Maintenance of capital facilities, buildings and infrastructure has an impact on a Department's operating budget, and thus routine maintenance costs for new and ongoing projects are identified in the table below.

	2015	2016	2017	2018	2019	2020	Total
Expected Annual Maintenance	\$0	\$0	\$0	\$0	\$0	\$0	\$0

Maintenance Comments:

maintenance is covered by rental rates

Streets / Vehicle

6 wheel flusher/deicer/plow # 426214 2006 Freightliner/OMCO

STR-2012-271

Spending:

Project Phase	Spending To Date	Estimated Spending							Total
		2015	2016	2017	2018	2019	2020	6-Year Total	
Purchases	\$0	\$0	\$0	\$0	\$300,000	\$0	\$0	\$300,000	\$300,000
Total	\$0	\$0	\$0	\$0	\$300,000	\$0	\$0	\$300,000	\$300,000

Funding:

Funding Name	Source	Status*	Funding to Date	Estimated Funding						Total
				2015	2016	2017	2018	2019	2020	
Replacement Fund	Local	Identified	\$0	\$0	\$0	\$0	\$300,000	\$0	\$0	\$300,000
Total			\$0	\$0	\$0	\$0	\$300,000	\$0	\$0	\$300,000

*Status definitions:

- Unidentified: Funding source has not yet been determined
- Identified: Funding source has been found, but not yet requested
- Applied: Grant or loan application has been submitted, or budget has been requested
- Awarded: Grant or loan has been offered but the contract has not yet been signed or budget has not yet been approved by Council
- Encumbered: Project contract has been signed and funds have been allocated to spend on the project

Funding amounts in red reflect sources that are unidentified, identified or anticipated.

Streets / Vehicle

6 wheel Flusher/deicer/plow # 426610 Freightliner/OMCO

STR-2014-81

Executive Summary:

Vehicle replacement 2200 gal Flusher/deicer

Project Justification:

Vehicle is used for maintaining PM 10 standards, hauling water to equipment and first line defense of snow and ice control

Location:

Other Location
1433 N.Normandie

Project Status:

Active
Anticipated replacement in 2020

External Factors:

Maintenance:

Maintenance of capital facilities, buildings and infrastructure has an impact on a Department's operating budget, and thus routine maintenance costs for new and ongoing projects are identified in the table below.

	2015	2016	2017	2018	2019	2020	Total
Expected Annual Maintenance	\$0	\$0	\$0	\$0	\$0	\$0	\$0

Maintenance Comments:

maintenance is cover by our rental rate

Streets / Vehicle

6 wheel Flusher/deicer/plow # 426610 Freightliner/OMCO

STR-2014-81

Spending:

Project Phase	Spending To Date	Estimated Spending							Total
		2015	2016	2017	2018	2019	2020	6-Year Total	
Purchases	\$0	\$0	\$0	\$0	\$0	\$0	\$330,000	\$330,000	\$330,000
Total	\$0	\$0	\$0	\$0	\$0	\$0	\$330,000	\$330,000	\$330,000

Funding:

Funding Name	Source	Status*	Funding to Date	Estimated Funding						
				2015	2016	2017	2018	2019	2020	Total
Replacement Fund	Local	Identified	\$0	\$0	\$0	\$0	\$0	\$0	\$330,000	\$330,000
Total			\$0	\$0	\$0	\$0	\$0	\$0	\$330,000	\$330,000

*Status definitions:

- Unidentified: Funding source has not yet been determined
- Identified: Funding source has been found, but not yet requested
- Applied: Grant or loan application has been submitted, or budget has been requested
- Awarded: Grant or loan has been offered but the contract has not yet been signed or budget has not yet been approved by Council
- Encumbered: Project contract has been signed and funds have been allocated to spend on the project

Funding amounts in red reflect sources that are unidentified, identified or anticipated.

Streets / Vehicle

6 wheel Flusher/deicer/plow #426215 2006 Freightliner/OMCO

STR-2012-273

Executive Summary:

vehicle replacement of 2200 gal flusher/deicer/plow in summer maintaining our PM 10 standards,hauling water to equipment. In winter they run 20 to 24 hours a day as our first line of defense in snow and ice control deicing and snow plowing

Project Justification:

cleans dust ,fine particles from Arterials, streets and aids PM 10 standards deices and plows streets

Location:

Other Location

1433 N. Normandie

Project Status:

Active

Anticipated replacement in 2018

External Factors:

Maintenance:

Maintenance of capital facilities, buildings and infrastructure has an impact on a Department's operating budget, and thus routine maintenance costs for new and ongoing projects are identified in the table below.

	2015	2016	2017	2018	2019	2020	Total
Expected Annual Maintenance	\$0	\$0	\$0	\$0	\$0	\$0	\$0

Maintenance Comments:

maintenance is covered by our rental rates

Streets / Vehicle

6 wheel Flusher/deicer/plow #426215 2006 Freightliner/OMCO

STR-2012-273

Spending:

Project Phase	Spending To Date	Estimated Spending							Total
		2015	2016	2017	2018	2019	2020	6-Year Total	
Purchases	\$0	\$0	\$0	\$0	\$300,000	\$0	\$0	\$300,000	\$300,000
Total	\$0	\$0	\$0	\$0	\$300,000	\$0	\$0	\$300,000	\$300,000

Funding:

Funding Name	Source	Status*	Funding to Date	Estimated Funding						
				2015	2016	2017	2018	2019	2020	Total
Replacement Fund	Local	Identified	\$0	\$0	\$0	\$0	\$300,000	\$0	\$0	\$300,000
Total			\$0	\$0	\$0	\$0	\$300,000	\$0	\$0	\$300,000

*Status definitions:

- Unidentified: Funding source has not yet been determined
- Identified: Funding source has been found, but not yet requested
- Applied: Grant or loan application has been submitted, or budget has been requested
- Awarded: Grant or loan has been offered but the contract has not yet been signed or budget has not yet been approved by Council
- Encumbered: Project contract has been signed and funds have been allocated to spend on the project

Funding amounts in red reflect sources that are unidentified, identified or anticipated.

Streets / Vehicle

Bridge crew crane and tool truck # 422785 2000 Sterling

STR-2014-65

Executive Summary:

Vehicle replacement

Project Justification:

This is the one of the main tools for Bridge work with a crane for moving heavier objects equipped with tools, cutting torches and welders

Location:

Other Location

1433 N. Normandie

Project Status:

Active

Anticipated vehicle replacement 2019

External Factors:

Maintenance:

Maintenance of capital facilities, buildings and infrastructure has an impact on a Department's operating budget, and thus routine maintenance costs for new and ongoing projects are identified in the table below.

	2015	2016	2017	2018	2019	2020	Total
Expected Annual Maintenance	\$0	\$0	\$0	\$0	\$0	\$0	\$0

Maintenance Comments:

maintenance is covered in our rental rates

Streets / Vehicle

Bridge crew crane and tool truck # 422785 2000 Sterling

STR-2014-65

Spending:

Project Phase	Spending To Date	Estimated Spending							Total
		2015	2016	2017	2018	2019	2020	6-Year Total	
Purchases	\$0	\$0	\$0	\$0	\$0	\$380,000	\$0	\$380,000	\$380,000
Total	\$0	\$0	\$0	\$0	\$0	\$380,000	\$0	\$380,000	\$380,000

Funding:

Funding Name	Source	Status*	Funding to Date	Estimated Funding						Total
				2015	2016	2017	2018	2019	2020	
Replacement Fund	Local	Identified	\$0	\$0	\$0	\$0	\$0	\$380,000	\$0	\$380,000
Total			\$0	\$0	\$0	\$0	\$0	\$380,000	\$0	\$380,000

*Status definitions:

- Unidentified: Funding source has not yet been determined
- Identified: Funding source has been found, but not yet requested
- Applied: Grant or loan application has been submitted, or budget has been requested
- Awarded: Grant or loan has been offered but the contract has not yet been signed or budget has not yet been approved by Council
- Encumbered: Project contract has been signed and funds have been allocated to spend on the project

Funding amounts in red reflect sources that are unidentified, identified or anticipated.

Streets / Vehicle

Loader 4 yd. bucket #422044 1998 Cat 938F

STR-2012-172

Executive Summary:

Equipment replacement articulating loader with 4 yd. Bucket

Project Justification:

Loaders are used in all phases of street maintenance Loading trucks, sanders, cleanup of spills, recycling materials and stockpiling

Location:

Other Location

1433 N. Normandie

Project Status:

Active

Anticipated replacement in 2018

External Factors:

Maintenance:

Maintenance of capital facilities, buildings and infrastructure has an impact on a Department's operating budget, and thus routine maintenance costs for new and ongoing projects are identified in the table below.

	2015	2016	2017	2018	2019	2020	Total
Expected Annual Maintenance	\$0	\$0	\$0	\$0	\$0	\$0	\$0

Maintenance Comments:

Maintenance is included in rental rate

Streets / Vehicle

Loader 4 yd. bucket #422044 1998 Cat 938F

STR-2012-172

Spending:

Project Phase	Spending To Date	Estimated Spending							Total
		2015	2016	2017	2018	2019	2020	6-Year Total	
Purchases	\$0	\$0	\$0	\$0	\$204,000	\$0	\$0	\$204,000	\$204,000
Total	\$0	\$0	\$0	\$0	\$204,000	\$0	\$0	\$204,000	\$204,000

Funding:

Funding Name	Source	Status*	Funding to Date	Estimated Funding						Total
				2015	2016	2017	2018	2019	2020	
Replacement Fund	Local	Identified	\$0	\$0	\$0	\$0	\$204,000	\$0	\$0	\$204,000
Total			\$0	\$0	\$0	\$0	\$204,000	\$0	\$0	\$204,000

*Status definitions:

- Unidentified: Funding source has not yet been determined
- Identified: Funding source has been found, but not yet requested
- Applied: Grant or loan application has been submitted, or budget has been requested
- Awarded: Grant or loan has been offered but the contract has not yet been signed or budget has not yet been approved by Council
- Encumbered: Project contract has been signed and funds have been allocated to spend on the project

Funding amounts in red reflect sources that are unidentified, identified or anticipated.

Streets / Vehicle

Mechanical sweeper #427474 2009 Elgin

STR-2014-82

Executive Summary:

Vehicle replacement with a high dump street sweeper for maintaining PM 10 and drainage of the streets

Project Justification:

Used in cleaning streets and drains for P.M.10

Location:

Other Location

1433 N. Normandie

Project Status:

Active

Anticipated in 2019 with Regenerative high dump sweeper

External Factors:

Maintenance:

Maintenance of capital facilities, buildings and infrastructure has an impact on a Department's operating budget, and thus routine maintenance costs for new and ongoing projects are identified in the table below.

	2015	2016	2017	2018	2019	2020	Total
Expected Annual Maintenance	\$0	\$0	\$0	\$0	\$0	\$0	\$0

Maintenance Comments:

Rental rates cover our maintenance.

Streets / Vehicle

Mechanical sweeper #427474 2009 Elgin

STR-2014-82

Spending:

Project Phase	Spending To Date	Estimated Spending							Total
		2015	2016	2017	2018	2019	2020	6-Year Total	
Purchases	\$0	\$0	\$0	\$0	\$0	\$296,000	\$0	\$296,000	\$296,000
Total	\$0	\$0	\$0	\$0	\$0	\$296,000	\$0	\$296,000	\$296,000

Funding:

Funding Name	Source	Status*	Funding to Date	Estimated Funding						Total
				2015	2016	2017	2018	2019	2020	
Replacement Fund	Local	Identified	\$0	\$0	\$0	\$0	\$0	\$296,000	\$0	\$296,000
Total			\$0	\$0	\$0	\$0	\$0	\$296,000	\$0	\$296,000

*Status definitions:

- Unidentified: Funding source has not yet been determined
- Identified: Funding source has been found, but not yet requested
- Applied: Grant or loan application has been submitted, or budget has been requested
- Awarded: Grant or loan has been offered but the contract has not yet been signed or budget has not yet been approved by Council
- Encumbered: Project contract has been signed and funds have been allocated to spend on the project

Funding amounts in red reflect sources that are unidentified, identified or anticipated.

Streets / Vehicle

Regenerative Air sweeper # 426961 2007 TYMCO

STR-2012-262

Executive Summary:

Vehicle replacement high dump regenerative air sweeper maintains PM 10 standards

Project Justification:

This sweeper cleans streets, drains and aids in compliance of PM 10 standards

Location:

Other Location

1433 N. Normandie

Project Status:

Active

Anticipated replacement in 2017

External Factors:

Maintenance:

Maintenance of capital facilities, buildings and infrastructure has an impact on a Department's operating budget, and thus routine maintenance costs for new and ongoing projects are identified in the table below.

	2015	2016	2017	2018	2019	2020	Total
Expected Annual Maintenance	\$0	\$0	\$0	\$0	\$0	\$0	\$0

Maintenance Comments:

Mintenance is covered in our rental rates

Streets / Vehicle

Regenerative Air sweeper # 426961 2007 TYMCO

STR-2012-262

Spending:

Project Phase	Spending To Date	Estimated Spending							Total
		2015	2016	2017	2018	2019	2020	6-Year Total	
Purchases	\$0	\$0	\$0	\$295,000	\$0	\$0	\$0	\$295,000	\$295,000
Total	\$0	\$0	\$0	\$295,000	\$0	\$0	\$0	\$295,000	\$295,000

Funding:

Funding Name	Source	Status*	Funding to Date	Estimated Funding						
				2015	2016	2017	2018	2019	2020	Total
Replacement Fund	Local	Identified	\$0	\$0	\$0	\$295,000	\$0	\$0	\$0	\$295,000
Total			\$0	\$0	\$0	\$295,000	\$0	\$0	\$0	\$295,000

*Status definitions:

- Unidentified: Funding source has not yet been determined
- Identified: Funding source has been found, but not yet requested
- Applied: Grant or loan application has been submitted, or budget has been requested
- Awarded: Grant or loan has been offered but the contract has not yet been signed or budget has not yet been approved by Council
- Encumbered: Project contract has been signed and funds have been allocated to spend on the project

Funding amounts in red reflect sources that are unidentified, identified or anticipated.

Streets / Vehicle

Regenerative Air Sweeper # 426223 2003 TYMCO

STR-2012-248

Executive Summary:

Vehicle replacement high dump regenerative air sweeper to maintain PM 10 standards

Project Justification:

Regenerative Air sweepers maintain PM 10 standards and clear storm drains

Location:

Other Location

1433 N. Normandie

Project Status:

Active

Anticipated replacement in 2015

External Factors:

Maintenance:

Maintenance of capital facilities, buildings and infrastructure has an impact on a Department's operating budget, and thus routine maintenance costs for new and ongoing projects are identified in the table below.

	2015	2016	2017	2018	2019	2020	Total
Expected Annual Maintenance	\$0	\$0	\$0	\$0	\$0	\$0	\$0

Maintenance Comments:

rental rates cover maintenance

Streets / Vehicle

Regenerative Air Sweeper # 426223 2003 TYMCO

STR-2012-248

Spending:

Project Phase	Spending To Date	Estimated Spending							Total
		2015	2016	2017	2018	2019	2020	6-Year Total	
Purchases	\$0	\$259,000	\$0	\$0	\$0	\$0	\$0	\$259,000	\$259,000
Total	\$0	\$259,000	\$0	\$0	\$0	\$0	\$0	\$259,000	\$259,000

Funding:

Funding Name	Source	Status*	Funding to Date	Estimated Funding						Total
				2015	2016	2017	2018	2019	2020	
Replacement Fund	Local	Identified	\$0	\$259,000	\$0	\$0	\$0	\$0	\$0	\$259,000
Total			\$0	\$259,000	\$0	\$0	\$0	\$0	\$0	\$259,000

*Status definitions:

- Unidentified: Funding source has not yet been determined
- Identified: Funding source has been found, but not yet requested
- Applied: Grant or loan application has been submitted, or budget has been requested
- Awarded: Grant or loan has been offered but the contract has not yet been signed or budget has not yet been approved by Council
- Encumbered: Project contract has been signed and funds have been allocated to spend on the project

Funding amounts in red reflect sources that are unidentified, identified or anticipated.

Streets / Vehicle

Regenerative Air Sweeper #426543 2006 TYMCO

STR-2012-269

Executive Summary:

Vehicle replacement regenerative high dump sweeper to maintain PM 10 standards

Project Justification:

This is used to clean streets, drains and maintain PM 10 standards

Location:

Other Location

1433 N. Normandie

Project Status:

Active

Anticipated replacement in 2016

External Factors:

Maintenance:

Maintenance of capital facilities, buildings and infrastructure has an impact on a Department's operating budget, and thus routine maintenance costs for new and ongoing projects are identified in the table below.

	2015	2016	2017	2018	2019	2020	Total
Expected Annual Maintenance	\$0	\$0	\$0	\$0	\$0	\$0	\$0

Maintenance Comments:

maintenance is covered in our rental rates

Regenerative Air Sweeper #426543 2006 TYMCO

STR-2012-269

Spending:

Project Phase	Spending To Date	Estimated Spending						6-Year Total	Total
		2015	2016	2017	2018	2019	2020		
Purchases	\$0	\$0	\$267,000	\$0	\$0	\$0	\$0	\$267,000	\$267,000
Total	\$0	\$0	\$267,000	\$0	\$0	\$0	\$0	\$267,000	\$267,000

Funding:

Funding Name	Source	Status*	Funding to Date	Estimated Funding						Total
				2015	2016	2017	2018	2019	2020	
Replacement Fund	Local	Identified	\$0	\$0	\$267,000	\$0	\$0	\$0	\$0	\$267,000
Total			\$0	\$0	\$267,000	\$0	\$0	\$0	\$0	\$267,000

*Status definitions:

- Unidentified: Funding source has not yet been determined
- Identified: Funding source has been found, but not yet requested
- Applied: Grant or loan application has been submitted, or budget has been requested
- Awarded: Grant or loan has been offered but the contract has not yet been signed or budget has not yet been approved by Council
- Encumbered: Project contract has been signed and funds have been allocated to spend on the project

Funding amounts in red reflect sources that are unidentified, identified or anticipated.

Streets / Vehicle

Regenerative Air Sweeper #427330 2009 TYMCO

STR-2013-75

Executive Summary:

Vehicle replacement regenerative high dump sweeper to maintain PM 10 standards

Project Justification:

This is used to clean street, drains and maintain PM 10 standards

Location:

Other Location

1433 N. Normandie

Project Status:

Active

Anticipated replacement in 2018

External Factors:

Maintenance:

Maintenance of capital facilities, buildings and infrastructure has an impact on a Department's operating budget, and thus routine maintenance costs for new and ongoing projects are identified in the table below.

	2015	2016	2017	2018	2019	2020	Total
Expected Annual Maintenance	\$0	\$0	\$0	\$0	\$0	\$0	\$0

Maintenance Comments:

Maintenance is covered in our rental rates.

Regenerative Air Sweeper #427330 2009 TYMCO

STR-2013-75

Spending:

Project Phase	Spending To Date	Estimated Spending							Total
		2015	2016	2017	2018	2019	2020	6-Year Total	
Purchases	\$0	\$0	\$0	\$0	\$300,000	\$0	\$0	\$300,000	\$300,000
Total	\$0	\$0	\$0	\$0	\$300,000	\$0	\$0	\$300,000	\$300,000

Funding:

Funding Name	Source	Status*	Funding to Date	Estimated Funding						Total
				2015	2016	2017	2018	2019	2020	
Replacement Fund	Local	Identified	\$0	\$0	\$0	\$0	\$300,000	\$0	\$0	\$300,000
Total			\$0	\$0	\$0	\$0	\$300,000	\$0	\$0	\$300,000

*Status definitions:

- Unidentified: Funding source has not yet been determined
- Identified: Funding source has been found, but not yet requested
- Applied: Grant or loan application has been submitted, or budget has been requested
- Awarded: Grant or loan has been offered but the contract has not yet been signed or budget has not yet been approved by Council
- Encumbered: Project contract has been signed and funds have been allocated to spend on the project

Funding amounts in red reflect sources that are unidentified, identified or anticipated.

Streets / Vehicle

Regenerative Air Sweeper #427344 2009 TYMCO

STR-2013-74

Executive Summary:

Vehicle replacement regenerative high dump sweeper to maintain PM 10 standards.

Project Justification:

This is used to clean streets, drains and maintain PM 10 standards.

Location:

Other Location

1433 N. Normandie

Project Status:

Active

Anticipated replacement in 2019

External Factors:

Maintenance:

Maintenance of capital facilities, buildings and infrastructure has an impact on a Department's operating budget, and thus routine maintenance costs for new and ongoing projects are identified in the table below.

	2015	2016	2017	2018	2019	2020	Total
Expected Annual Maintenance	\$0	\$0	\$0	\$0	\$0	\$0	\$0

Maintenance Comments:

Rental rate covers maintenance.

Streets / Vehicle

Regenerative Air Sweeper #427344 2009 TYMCO

STR-2013-74

Spending:

Project Phase	Spending To Date	Estimated Spending							Total
		2015	2016	2017	2018	2019	2020	6-Year Total	
Purchases	\$0	\$0	\$0	\$0	\$0	\$306,000	\$0	\$306,000	\$306,000
Total	\$0	\$0	\$0	\$0	\$0	\$306,000	\$0	\$306,000	\$306,000

Funding:

Funding Name	Source	Status*	Funding to Date	Estimated Funding						Total
				2015	2016	2017	2018	2019	2020	
Replacement Fund	Local	Identified	\$0	\$0	\$0	\$0	\$0	\$306,000	\$0	\$306,000
Total			\$0	\$0	\$0	\$0	\$0	\$306,000	\$0	\$306,000

*Status definitions:

- Unidentified: Funding source has not yet been determined
- Identified: Funding source has been found, but not yet requested
- Applied: Grant or loan application has been submitted, or budget has been requested
- Awarded: Grant or loan has been offered but the contract has not yet been signed or budget has not yet been approved by Council
- Encumbered: Project contract has been signed and funds have been allocated to spend on the project

Funding amounts in red reflect sources that are unidentified, identified or anticipated.

Streets / Vehicle

Regenerative Air Sweeper #427475 2009 TYMCO

STR-2014-83

Executive Summary:

Vehicle replacement regenerative high dump sweeper to maintain PM 10 standards

Project Justification:

To replace worn out equipment.

Location:

Other Location

1433 N. Normandie

Project Status:

Active

Anticipated replacement in 2020

External Factors:

Maintenance:

Maintenance of capital facilities, buildings and infrastructure has an impact on a Department's operating budget, and thus routine maintenance costs for new and ongoing projects are identified in the table below.

	2015	2016	2017	2018	2019	2020	Total
Expected Annual Maintenance	\$0	\$0	\$0	\$0	\$0	\$0	\$0

Maintenance Comments:

Rental rates cover our maintenance

Streets / Vehicle

Regenerative Air Sweeper #427475 2009 TYMCO

STR-2014-83

Spending:

Project Phase	Spending To Date	Estimated Spending						6-Year Total	Total
		2015	2016	2017	2018	2019	2020		
Purchases	\$0	\$0	\$0	\$0	\$0	\$0	\$316,000	\$316,000	\$316,000
Total	\$0	\$0	\$0	\$0	\$0	\$0	\$316,000	\$316,000	\$316,000

Funding:

Funding Name	Source	Status*	Funding to Date	Estimated Funding						Total
				2015	2016	2017	2018	2019	2020	
Replacement Fund	Local	Identified	\$0	\$0	\$0	\$0	\$0	\$0	\$316,000	\$316,000
Total			\$0	\$0	\$0	\$0	\$0	\$0	\$316,000	\$316,000

*Status definitions:

- Unidentified: Funding source has not yet been determined
- Identified: Funding source has been found, but not yet requested
- Applied: Grant or loan application has been submitted, or budget has been requested
- Awarded: Grant or loan has been offered but the contract has not yet been signed or budget has not yet been approved by Council
- Encumbered: Project contract has been signed and funds have been allocated to spend on the project

Funding amounts in red reflect sources that are unidentified, identified or anticipated.

Streets / Vehicle

Road Grader # 402380 1994 Champion

STR-2012-166

Executive Summary:

Vehicle replacement articulating grader with 14 ft. moldboard

Project Justification:

Grader used for maintenance of dirt streets,shoulders,asphalt and snow control

Location:

Other Location

1433 N. Normandie

Project Status:

Active

Anticipated replacement in 2015

External Factors:

Maintenance:

Maintenance of capital facilities, buildings and infrastructure has an impact on a Department's operating budget, and thus routine maintenance costs for new and ongoing projects are identified in the table below.

	2015	2016	2017	2018	2019	2020	Total
Expected Annual Maintenance	\$0	\$0	\$0	\$0	\$0	\$0	\$0

Maintenance Comments:

maintenance is covered by our rental rates

Streets / Vehicle

Road Grader # 402380 1994 Champion

STR-2012-166

Spending:

Project Phase	Spending To Date	Estimated Spending						6-Year Total	Total
		2015	2016	2017	2018	2019	2020		
Purchases	\$0	\$320,000	\$0	\$0	\$0	\$0	\$0	\$320,000	\$320,000
Total	\$0	\$320,000	\$0	\$0	\$0	\$0	\$0	\$320,000	\$320,000

Funding:

Funding Name	Source	Status*	Funding to Date	Estimated Funding						Total
				2015	2016	2017	2018	2019	2020	
Replacement Fund	Local	Identified	\$0	\$320,000	\$0	\$0	\$0	\$0	\$0	\$320,000
Total			\$0	\$320,000	\$0	\$0	\$0	\$0	\$0	\$320,000

*Status definitions:

- Unidentified: Funding source has not yet been determined
- Identified: Funding source has been found, but not yet requested
- Applied: Grant or loan application has been submitted, or budget has been requested
- Awarded: Grant or loan has been offered but the contract has not yet been signed or budget has not yet been approved by Council
- Encumbered: Project contract has been signed and funds have been allocated to spend on the project

Funding amounts in red reflect sources that are unidentified, identified or anticipated.

Streets / Vehicle

Road Grader # 420238 1994 Champion

STR-2012-175

Executive Summary:

Equipment replacement articulating grader with 14 ft. moldboard

Project Justification:

Grader's are used in snow control, dirt streets, shoulders and asphalt

Location:

Other Location

1433 N. Normandie

Project Status:

Active

Anticipated replacement in 2016

External Factors:

Maintenance:

Maintenance of capital facilities, buildings and infrastructure has an impact on a Department's operating budget, and thus routine maintenance costs for new and ongoing projects are identified in the table below.

	2015	2016	2017	2018	2019	2020	Total
Expected Annual Maintenance	\$0	\$0	\$0	\$0	\$0	\$0	\$0

Maintenance Comments:

Maintenance is covered by our rental rates

Streets / Vehicle

Road Grader # 420238 1994 Champion

STR-2012-175

Spending:

Project Phase	Spending To Date	Estimated Spending							Total
		2015	2016	2017	2018	2019	2020	6-Year Total	
Purchases	\$0	\$0	\$328,000	\$0	\$0	\$0	\$0	\$328,000	\$328,000
Total	\$0	\$0	\$328,000	\$0	\$0	\$0	\$0	\$328,000	\$328,000

Funding:

Funding Name	Source	Status*	Funding to Date	Estimated Funding						Total
				2015	2016	2017	2018	2019	2020	
Replacement Fund	Local	Identified	\$0	\$0	\$328,000	\$0	\$0	\$0	\$0	\$328,000
Total			\$0	\$0	\$328,000	\$0	\$0	\$0	\$0	\$328,000

*Status definitions:

- Unidentified: Funding source has not yet been determined
- Identified: Funding source has been found, but not yet requested
- Applied: Grant or loan application has been submitted, or budget has been requested
- Awarded: Grant or loan has been offered but the contract has not yet been signed or budget has not yet been approved by Council
- Encumbered: Project contract has been signed and funds have been allocated to spend on the project

Funding amounts in red reflect sources that are unidentified, identified or anticipated.

Streets / Vehicle

Road Grader # 421927 1997 John Deere

STR-2012-274

Executive Summary:

Equipment replacement of articulating grader with 14 ft. moldboard

Project Justification:

This maintains shoulders,dirt streets, asphalt repair and snow plowing

Location:

Other Location

1433 N. Normandie

Project Status:

Active

Anticipated replacement in 2019

External Factors:

Maintenance:

Maintenance of capital facilities, buildings and infrastructure has an impact on a Department's operating budget, and thus routine maintenance costs for new and ongoing projects are identified in the table below.

	2015	2016	2017	2018	2019	2020	Total
Expected Annual Maintenance	\$0	\$0	\$0	\$0	\$0	\$0	\$0

Maintenance Comments:

maintenance is covered in our rental rates

Streets / Vehicle

Road Grader # 421927 1997 John Deere

STR-2012-274

Spending:

Project Phase	Spending To Date	Estimated Spending							Total
		2015	2016	2017	2018	2019	2020	6-Year Total	
Purchases	\$0	\$0	\$0	\$0	\$0	\$385,300	\$0	\$385,300	\$385,300
Total	\$0	\$0	\$0	\$0	\$0	\$385,300	\$0	\$385,300	\$385,300

Funding:

Funding Name	Source	Status*	Funding to Date	Estimated Funding						Total
				2015	2016	2017	2018	2019	2020	
Replacement Fund	Local	Identified	\$0	\$0	\$0	\$0	\$0	\$385,300	\$0	\$385,300
Total			\$0	\$0	\$0	\$0	\$0	\$385,300	\$0	\$385,300

*Status definitions:

- Unidentified: Funding source has not yet been determined
- Identified: Funding source has been found, but not yet requested
- Applied: Grant or loan application has been submitted, or budget has been requested
- Awarded: Grant or loan has been offered but the contract has not yet been signed or budget has not yet been approved by Council
- Encumbered: Project contract has been signed and funds have been allocated to spend on the project

Funding amounts in red reflect sources that are unidentified, identified or anticipated.

Streets / Vehicle

Road Grader #421928 1997 John Deere

STR-2013-71

Executive Summary:

vehicle replacement articulating grader 4' moldboard

Project Justification:

Used in snow plowing,grading dirt streets,asphalt and street maintenance

Location:

Other Location

1433 N. Normandie

Project Status:

Active

Anticipated replacement in 2020

External Factors:

Maintenance:

Maintenance of capital facilities, buildings and infrastructure has an impact on a Department's operating budget, and thus routine maintenance costs for new and ongoing projects are identified in the table below.

	2015	2016	2017	2018	2019	2020	Total
Expected Annual Maintenance	\$0	\$0	\$0	\$0	\$0	\$0	\$0

Maintenance Comments:

Rental rates include maintenance

Streets / Vehicle

Road Grader #421928 1997 John Deere

STR-2013-71

Spending:

Project Phase	Spending To Date	Estimated Spending						6-Year Total	Total
		2015	2016	2017	2018	2019	2020		
Purchases	\$0	\$0	\$0	\$0	\$0	\$0	\$408,910	\$408,910	\$408,910
Total	\$0	\$0	\$0	\$0	\$0	\$0	\$408,910	\$408,910	\$408,910

Funding:

Funding Name	Source	Status*	Funding to Date	Estimated Funding						Total
				2015	2016	2017	2018	2019	2020	
Replacement Fund	Local	Identified	\$0	\$0	\$0	\$0	\$0	\$0	\$408,910	\$408,910
Total			\$0	\$0	\$0	\$0	\$0	\$0	\$408,910	\$408,910

*Status definitions:

- Unidentified: Funding source has not yet been determined
- Identified: Funding source has been found, but not yet requested
- Applied: Grant or loan application has been submitted, or budget has been requested
- Awarded: Grant or loan has been offered but the contract has not yet been signed or budget has not yet been approved by Council
- Encumbered: Project contract has been signed and funds have been allocated to spend on the project

Funding amounts in red reflect sources that are unidentified, identified or anticipated.

Streets / Vehicle

Road Grader #421929 1997 John Deere

STR-2013-135

Executive Summary:

vehicle replacement grader Articulating 14' moldboard

Project Justification:

Grading shoulders, dirt streets, asphalt repair and snow plowing,

Location:

Other Location

1433 N.Normandie

Project Status:

Active

Anticipated replacement in 2018

External Factors:

Maintenance:

Maintenance of capital facilities, buildings and infrastructure has an impact on a Department's operating budget, and thus routine maintenance costs for new and ongoing projects are identified in the table below.

	2015	2016	2017	2018	2019	2020	Total
Expected Annual Maintenance	\$0	\$0	\$0	\$0	\$0	\$0	\$0

Maintenance Comments:

Rental rates covers maintenance

Streets / Vehicle

Road Grader #421929 1997 John Deere

STR-2013-135

Spending:

Project Phase	Spending To Date	Estimated Spending						6-Year Total	Total
		2015	2016	2017	2018	2019	2020		
Purchases	\$0	\$0	\$0	\$0	\$375,000	\$0	\$0	\$375,000	\$375,000
Total	\$0	\$0	\$0	\$0	\$375,000	\$0	\$0	\$375,000	\$375,000

Funding:

Funding Name	Source	Status*	Funding to Date	Estimated Funding						Total
				2015	2016	2017	2018	2019	2020	
Replacement Fund	Local	Identified	\$0	\$0	\$0	\$0	\$375,000	\$0	\$0	\$375,000
Total			\$0	\$0	\$0	\$0	\$375,000	\$0	\$0	\$375,000

*Status definitions:

- Unidentified: Funding source has not yet been determined
- Identified: Funding source has been found, but not yet requested
- Applied: Grant or loan application has been submitted, or budget has been requested
- Awarded: Grant or loan has been offered but the contract has not yet been signed or budget has not yet been approved by Council
- Encumbered: Project contract has been signed and funds have been allocated to spend on the project

Funding amounts in red reflect sources that are unidentified, identified or anticipated.

Streets / Vehicle

Road Grader #421930 1997 John Deere

STR-2012-268

Executive Summary:

Vehicle replacement articulating Grader with 14 ft. moldboard

Project Justification:

This is used in shoulder repair,maintaining dirt streets, asphalt and snow control

Location:

Other Location

1433 N. Normandie

Project Status:

Active

Anticipated replacement in 2017

External Factors:

Maintenance:

Maintenance of capital facilities, buildings and infrastructure has an impact on a Department's operating budget, and thus routine maintenance costs for new and ongoing projects are identified in the table below.

	2015	2016	2017	2018	2019	2020	Total
Expected Annual Maintenance	\$0	\$0	\$0	\$0	\$0	\$0	\$0

Maintenance Comments:

maintenance is covered in rental rate

Streets / Vehicle

Road Grader #421930 1997 John Deere

STR-2012-268

Spending:

Project Phase	Spending To Date	Estimated Spending							Total
		2015	2016	2017	2018	2019	2020	6-Year Total	
Purchases	\$0	\$0	\$0	\$363,000	\$0	\$0	\$0	\$363,000	\$363,000
Total	\$0	\$0	\$0	\$363,000	\$0	\$0	\$0	\$363,000	\$363,000

Funding:

Funding Name	Source	Status*	Funding to Date	Estimated Funding						
				2015	2016	2017	2018	2019	2020	Total
Replacement Fund	Local	Identified	\$0	\$0	\$0	\$363,000	\$0	\$0	\$0	\$363,000
Total			\$0	\$0	\$0	\$363,000	\$0	\$0	\$0	\$363,000

*Status definitions:

- Unidentified: Funding source has not yet been determined
- Identified: Funding source has been found, but not yet requested
- Applied: Grant or loan application has been submitted, or budget has been requested
- Awarded: Grant or loan has been offered but the contract has not yet been signed or budget has not yet been approved by Council
- Encumbered: Project contract has been signed and funds have been allocated to spend on the project

Funding amounts in red reflect sources that are unidentified, identified or anticipated.

Streets / Vehicle

Tar melting Crack Machine #426216 2005 Cimiline

STR-2012-179

Executive Summary:

Equipment replacement 230 gallon Cimline tar heater and applicator

Project Justification:

This is a major tool to extent pavement life at low cost.

Location:

Other Location

1433 N. Normandie

Project Status:

Active

anticipated replacement in 2015

External Factors:

Maintenance:

Maintenance of capital facilities, buildings and infrastructure has an impact on a Department's operating budget, and thus routine maintenance costs for new and ongoing projects are identified in the table below.

	2015	2016	2017	2018	2019	2020	Total
Expected Annual Maintenance	\$0	\$0	\$0	\$0	\$0	\$0	\$0

Maintenance Comments:

maintenance is covered in our rental rate

Tar melting Crack Machine #426216 2005 Cimiline

STR-2012-179

Spending:

Project Phase	Spending To Date	Estimated Spending							Total
		2015	2016	2017	2018	2019	2020	6-Year Total	
Purchases	\$0	\$70,000	\$0	\$0	\$0	\$0	\$0	\$70,000	\$70,000
Total	\$0	\$70,000	\$0	\$0	\$0	\$0	\$0	\$70,000	\$70,000

Funding:

Funding Name	Source	Status*	Funding to Date	Estimated Funding						Total
				2015	2016	2017	2018	2019	2020	
Replacement Fund	Local	Identified	\$0	\$70,000	\$0	\$0	\$0	\$0	\$0	\$70,000
Total			\$0	\$70,000	\$0	\$0	\$0	\$0	\$0	\$70,000

*Status definitions:

- Unidentified: Funding source has not yet been determined
- Identified: Funding source has been found, but not yet requested
- Applied: Grant or loan application has been submitted, or budget has been requested
- Awarded: Grant or loan has been offered but the contract has not yet been signed or budget has not yet been approved by Council
- Encumbered: Project contract has been signed and funds have been allocated to spend on the project

Funding amounts in red reflect sources that are unidentified, identified or anticipated.

WASTEWATER MANAGEMENT DEPARTMENT

Wastewater Management Department

Department Goals

We believe that clean water is fundamental to life itself. Because of this vision, Wastewater Management will: 1) serve the regional community by protecting public health, property and the environment; 2) provide efficient service, both now and in the future, by utilizing sound financial and natural resource management practices; 3) enlist the support of the public and align our organizational structure for the attainment of this vision; 4) continue to give the customer the best service value in the Pacific Northwest; and 5) recognize that our employees, as members of this community, are the key to success.



Contact Information

Dale Arnold, Director, 625-7901, darnold@spokanecity.org

Name	Title	Telephone	email
Lars Hendron	Principal Engineer	625-7929	lhendron@spokanecity.org
Bill Peacock	Principal Engineer	625-7902	bpeacock@spokanecity.org
Marcia Davis	Senior Engineer	625-6398	mdavis@spokanecity.org

Services Provided

The City of Spokane's Wastewater Management (WWM) Department provides sewer collection, wastewater treatment, and stormwater management. The WWM Department is an enterprise fund, which provides goods or services to the public for a fee and makes the entity self-supporting. The department employs over 170 full-time and regular part-time staff, with an annual operating budget of over \$42 million dollars (excluding major capital expenditures).

Background

Sanitary collection system: The City operates and maintains over 470 miles of sanitary sewer lines, 400 miles of "combined" sanitary and storm sewer lines, twenty-eight sewage lift stations and fourteen river crossings. The Sanitary collection system contains projects related to collecting sanitary sewage and conveying it to the Riverside Park Water Reclamation Plant (RPWRP).

Stormwater: The City operates and maintains over 350 miles of storm drain pipes and over one hundred stormwater outfalls to the river. Stormwater contains infrastructure projects related to the collection, treatment and disposal of runoff resulting from either rain and/or melted snow.

Combined Sewer Overflow (CSO) Abatement: The City is under a NPDES Permit issued by the Washington State Department of Ecology. This permit requires the City of Spokane to complete improvements by 2017 to the combined sewer system to control the number of overflows that will discharge to the Spokane River from the City's CSO regulator structures. CSO Abatement projects will reduce overflows to the Spokane River from the individual CSO basins to no more than one year on average. Most of these projects include construction of off-line storage tanks for temporary retention of mixed sanitary sewage and storm water. The City is working diligently to meet a 2017 Department of Ecology NPDES Permit deadline for completion of CSO abatement projects. Design costs include environmental documentation and property acquisition

Total Maximum Daily Load (TMDL) Compliance: Washington State law requires the City to meet water quality standards of the Spokane River by enhancing treatment of wastewater generated by its wastewater treatment plant (RPWRF). Presently, TMDL requirements for phosphorus and dissolved oxygen are being developed, with other requirements planned for the future. The Spokane River and Lake Spokane do not have enough dissolved oxygen (DO) during the months of March through October to meet current Water Quality Standards (WQS). To comply with WQS, Total Maximum Daily Load (TMDL) requirements need to be met to return the river to a healthy condition. The Department of Ecology has determined the maximum TMDL for nutrients affecting DO in the Spokane River and Lake Spokane. The NPDES permit for the RPWRF was issued on June 23rd 2011 and included the implementation plan needed to meet the TMDL. The new permit will contain more stringent effluent limitations for phosphorus, ammonia and carbonaceous biological oxygen demand and will address reclaimed water use.

Riverside Park Water Reclamation Facility (RPWRF): The City's wastewater treatment plant treats approximately an average of about 34 million gallons of wastewater each day. Discharge from the RPWRF into the Spokane River must meet the City's NPDES Permit. Capital projects will improve the City's treatment of wastewater prior to discharge to the Spokane River. The sequence of these projects is intended to allow full operation of the facility during construction. The projects have been organized into "Packages" based on priority of the work, physical sequence, locations and logistics, and to combine work of specialists for design efficiency.

Level of Service Standard

The level of service (LOS) for sanitary sewage processing is 100 gallons per capita per day (GPCD). This means that the city must plan to be able to accommodate 100 gallons of sanitary sewage per day for every person in the service area. Although some citizens may generate less or more sanitary sewage, this is an accepted average that can be used for planning purposes.

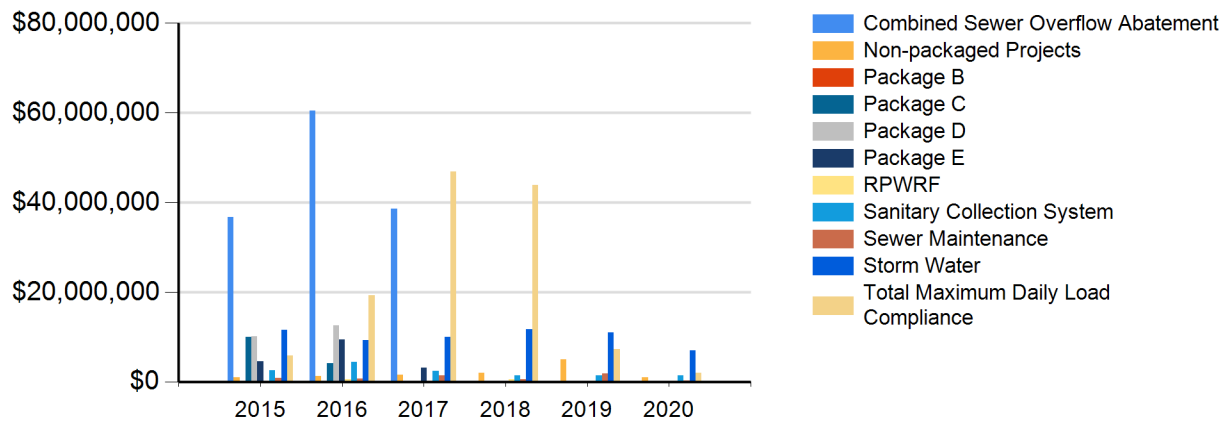
The RPWRF has the capacity to process, on average, approximately 40 to 50 million gallons per day (MGD) of regionally generated sanitary sewage. High river conditions may generate sustained flows well above average for a month or two. Peak flows during storm events may generate 150 mgd of plant influent for short periods. The city has, through interlocal agreements, agreed to reserve 10 MGD for Spokane County to serve the City of Spokane Valley, Millwood, and unincorporated urban areas that are on septic systems and over the aquifer. Over the past several years, the sewage load has become the driver for process upgrades, rather than the flow in gallons. Accordingly, the capacity for growth is now considered in terms of both flow and load. Currently, the RPWRF is processing an average of about 34 MGD of regional sanitary sewage. This includes up to about 9.6 MGD that are associated with variable flow. Variable flow is water that infiltrates or inflows into the system and is not associated with sanitary sewer users. The city continues to make improvements to the sewer collection system to limit the amount of variable flow.

The level of service (LOS) for stormwater is to design public right-of-way for a 10-year rainfall frequency, prevent flooding of property during a 25-yr 24-hour rainfall event, and prevent damage to buildings for a 100-year rainfall event.

Spending by Category Summary

Wastewater Management

Category	2015	2016	2017	2018	2019	2020	Total
Combined Sewer Overflow Abatement	\$36,795,000	\$60,550,000	\$38,650,000	\$0	\$0	\$0	\$135,995,000
Non-packaged Projects	\$1,070,000	\$1,329,000	\$1,670,000	\$2,070,000	\$5,022,000	\$1,070,000	\$12,231,000
Package B	\$229,000	\$0	\$0	\$0	\$0	\$0	\$229,000
Package C	\$9,984,000	\$4,208,000	\$0	\$0	\$0	\$0	\$14,192,000
Package D	\$10,218,000	\$12,687,000	\$21,000	\$0	\$0	\$0	\$22,926,000
Package E	\$4,580,000	\$9,408,000	\$3,165,000	\$0	\$0	\$0	\$17,153,000
RPWRF	\$210,000	\$558,000	\$150,000	\$630,000	\$0	\$0	\$1,548,000
Sanitary Collection System	\$2,685,000	\$4,504,000	\$2,425,000	\$1,475,000	\$1,475,000	\$1,475,000	\$14,039,000
Sewer Maintenance	\$950,000	\$750,000	\$1,450,000	\$600,000	\$1,850,000	\$265,000	\$5,865,000
Storm Water	\$11,578,000	\$9,365,850	\$10,100,000	\$11,800,000	\$11,100,000	\$7,100,000	\$61,043,850
Total Maximum Daily Load Compliance	\$5,928,000	\$19,387,000	\$46,924,000	\$43,946,000	\$7,365,000	\$2,000,000	\$125,550,000
Total	\$84,227,000	\$122,746,850	\$104,555,000	\$60,521,000	\$26,812,000	\$11,910,000	\$410,771,850



Funding Summary by Project

Wastewater Management

Combined Sewer Overflow Abatement									
Project Name	Funding Source	To Date	2015	2016	2017	2018	2019	2020	Project Total
CSO Basin 06 Shadle Bluff, Northwest Blvd at Garland Ave	PWTF	\$0	\$5,692,000	\$0	\$0	\$0	\$0	\$0	\$5,692,000
	Utility Rates	\$3,190,000	\$308,000	\$1,400,000	\$0	\$0	\$0	\$0	\$1,708,000
	WQ SRF	\$610,000	\$0	\$0	\$0	\$0	\$0	\$0	\$0
	Total	\$3,800,000	\$6,000,000	\$1,400,000	\$0	\$0	\$0	\$0	\$7,400,000
CSO Basin 07 Downriver	Utility Rates	\$7,000	\$45,000	\$0	\$0	\$0	\$0	\$0	\$45,000
	Total	\$7,000	\$45,000	\$0	\$0	\$0	\$0	\$0	\$45,000
CSO Basin 12 Doomsday Hill, Pettet Drive at Nora Avenue.	Utility Rates	\$0	\$3,000,000	\$3,800,000	\$1,000,000	\$0	\$0	\$0	\$7,800,000
	WQ SRF	\$0	\$900,000	\$0	\$0	\$0	\$0	\$0	\$900,000
	Total	\$0	\$3,900,000	\$3,800,000	\$1,000,000	\$0	\$0	\$0	\$8,700,000
CSO Basin 14 Summit, Nettleton Ohio/Summit Blvd.	WQ SRF	\$0	\$600,000	\$500,000	\$400,000	\$0	\$0	\$0	\$1,500,000
	Total	\$0	\$600,000	\$500,000	\$400,000	\$0	\$0	\$0	\$1,500,000
CSO Basin 15 Summit, Summit Blvd. South of Sherwood Street.	WQ SRF	\$0	\$480,000	\$400,000	\$620,000	\$0	\$0	\$0	\$1,500,000
	Total	\$0	\$480,000	\$400,000	\$620,000	\$0	\$0	\$0	\$1,500,000
CSO Basin 20 Hatch, Garfield Street and 43rd Avenue.	WQ SRF	\$405,000	\$4,120,000	\$0	\$0	\$0	\$0	\$0	\$4,120,000
	Total	\$405,000	\$4,120,000	\$0	\$0	\$0	\$0	\$0	\$4,120,000
CSO Basin 24 Substorage High Drive between 37th and Hatch.	Utility Rates	\$100,000	\$1,370,000	\$0	\$0	\$0	\$0	\$0	\$1,370,000
	Total	\$100,000	\$1,370,000	\$0	\$0	\$0	\$0	\$0	\$1,370,000
CSO Basin 24, 25 & 26 Main Street	Utility Rates	\$1,750,000	\$3,500,000	\$19,000,000	\$18,000,000	\$0	\$0	\$0	\$40,500,000
	WQ SRF	\$1,195,000	\$0	\$0	\$0	\$0	\$0	\$0	\$0
	Total	\$2,945,000	\$3,500,000	\$19,000,000	\$18,000,000	\$0	\$0	\$0	\$40,500,000
CSO Basin 33-1 Liberty Park	Utility Rates	\$0	\$4,900,000	\$12,000,000	\$8,000,000	\$0	\$0	\$0	\$24,900,000
	WQ SRF	\$400,000	\$1,900,000	\$0	\$0	\$0	\$0	\$0	\$1,900,000
	Total	\$400,000	\$6,800,000	\$12,000,000	\$8,000,000	\$0	\$0	\$0	\$26,800,000
CSO Basin 33-2 East University District, Sprague & Arthur	WQ SRF	\$2,770,000	\$1,860,000	\$0	\$0	\$0	\$0	\$0	\$1,860,000
	Total	\$2,770,000	\$1,860,000	\$0	\$0	\$0	\$0	\$0	\$1,860,000

Combined Sewer Overflow Abatement

Project Name	Funding Source	To Date	2015	2016	2017	2018	2019	2020	Project Total
CSO Basin 34 & I07, Crestline North of Sprague	Utility Rates	\$0	\$0	\$9,000,000	\$5,600,000	\$0	\$0	\$0	\$14,600,000
	WQ SRF	\$270,000	\$1,000,000	\$0	\$0	\$0	\$0	\$0	\$1,000,000
	Total	\$270,000	\$1,000,000	\$9,000,000	\$5,600,000	\$0	\$0	\$0	\$15,600,000
CSO Basin 34-2 Underhill, South of Hartson and Regal.	Utility Rates	\$1,790,000	\$0	\$0	\$0	\$0	\$0	\$0	\$0
	WQ SRF	\$8,500,000	\$1,100,000	\$0	\$0	\$0	\$0	\$0	\$1,100,000
	Total	\$10,290,000	\$1,100,000	\$0	\$0	\$0	\$0	\$0	\$1,100,000
CSO I03 NW, Northwest Blvd & TJ Meenach.	Utility Rates	\$0	\$4,200,000	\$5,000,000	\$0	\$0	\$0	\$0	\$9,200,000
	WQ SRF	\$1,500,000	\$800,000	\$0	\$0	\$0	\$0	\$0	\$800,000
	Total	\$1,500,000	\$5,000,000	\$5,000,000	\$0	\$0	\$0	\$0	\$10,000,000
CSO I04 M Bosch's Lot, Bridge Avenue, Monroe to Lincoln.	Utility Rates	\$0	\$0	\$1,779,000	\$440,000	\$0	\$0	\$0	\$2,219,000
	WQ SRF	\$0	\$260,000	\$821,000	\$0	\$0	\$0	\$0	\$1,081,000
	Total	\$0	\$260,000	\$2,600,000	\$440,000	\$0	\$0	\$0	\$3,300,000
CSO I04 W North Bank, Washington Street & Spokane River.	Utility Rates	\$0	\$760,000	\$6,100,000	\$3,840,000	\$0	\$0	\$0	\$10,700,000
	Total	\$0	\$760,000	\$6,100,000	\$3,840,000	\$0	\$0	\$0	\$10,700,000
CSO Regulator Upgrade	Utility Rates	\$0	\$0	\$750,000	\$750,000	\$0	\$0	\$0	\$1,500,000
	Total	\$0	\$0	\$750,000	\$750,000	\$0	\$0	\$0	\$1,500,000
Category Total		\$22,487,000	\$36,795,000	\$60,550,000	\$38,650,000	\$0	\$0	\$0	\$135,995,000

Non-packaged Projects

Project Name	Funding Source	To Date	2015	2016	2017	2018	2019	2020	Project Total
Digester 4 & 5 heating upgrade	Utility Rates	\$0	\$0	\$0	\$600,000	\$1,000,000	\$2,400,000	\$0	\$4,000,000
	Total	\$0	\$0	\$0	\$600,000	\$1,000,000	\$2,400,000	\$0	\$4,000,000
General Infrastructure Replacements	Utility Rates	\$200,000	\$200,000	\$200,000	\$200,000	\$200,000	\$200,000	\$200,000	\$1,200,000
	Total	\$200,000	\$200,000	\$200,000	\$200,000	\$200,000	\$200,000	\$200,000	\$1,200,000
RPWRF Plant Engineering	Utility Rates	\$0	\$512,000	\$771,000	\$512,000	\$512,000	\$2,064,000	\$512,000	\$4,883,000
	Total	\$0	\$512,000	\$771,000	\$512,000	\$512,000	\$2,064,000	\$512,000	\$4,883,000
RPWRF-PMO Administration and Management	Utility Rates	\$2,199,000	\$358,000	\$358,000	\$358,000	\$358,000	\$358,000	\$358,000	\$2,148,000
	Total	\$2,199,000	\$358,000	\$358,000	\$358,000	\$358,000	\$358,000	\$358,000	\$2,148,000
Category Total		\$2,399,000	\$1,070,000	\$1,329,000	\$1,670,000	\$2,070,000	\$5,022,000	\$1,070,000	\$12,231,000

Package B									
Project Name	Funding Source	To Date	2015	2016	2017	2018	2019	2020	Project Total
3. Digester Gas Compressor Room	Utility Rates	\$1,197,000	\$229,000	\$0	\$0	\$0	\$0	\$0	\$229,000
	Total	\$1,197,000	\$229,000	\$0	\$0	\$0	\$0	\$0	\$229,000
Category Total		\$1,197,000	\$229,000	\$0	\$0	\$0	\$0	\$0	\$229,000
Package C									
Project Name	Funding Source	To Date	2015	2016	2017	2018	2019	2020	Project Total
Digester Facility #3 & Modifications to #4,#5	Utility Rates	\$2,388,000	\$9,984,000	\$4,208,000	\$0	\$0	\$0	\$0	\$14,192,000
	Total	\$2,388,000	\$9,984,000	\$4,208,000	\$0	\$0	\$0	\$0	\$14,192,000
Category Total		\$2,388,000	\$9,984,000	\$4,208,000	\$0	\$0	\$0	\$0	\$14,192,000
Package D									
Project Name	Funding Source	To Date	2015	2016	2017	2018	2019	2020	Project Total
LID Project	Grant Funding	\$0	\$964,000	\$23,000	\$0	\$0	\$0	\$0	\$987,000
	Total	\$0	\$964,000	\$23,000	\$0	\$0	\$0	\$0	\$987,000
NLT Box	Utility Rates	\$0	\$1,271,000	\$1,739,000	\$0	\$0	\$0	\$0	\$3,010,000
	Total	\$0	\$1,271,000	\$1,739,000	\$0	\$0	\$0	\$0	\$3,010,000
Northwest Terrace Pump Station at the RPWRF	Utility Rates	\$0	\$429,000	\$586,000	\$0	\$0	\$0	\$0	\$1,015,000
	Total	\$0	\$429,000	\$586,000	\$0	\$0	\$0	\$0	\$1,015,000
Primary Clarifier No. 5	Utility Rates	\$0	\$6,058,000	\$8,291,000	\$15,000	\$0	\$0	\$0	\$14,364,000
	Total	\$0	\$6,058,000	\$8,291,000	\$15,000	\$0	\$0	\$0	\$14,364,000
Solids Recycle Pump Station	Utility Rates	\$0	\$1,496,000	\$2,048,000	\$6,000	\$0	\$0	\$0	\$3,550,000
	Total	\$0	\$1,496,000	\$2,048,000	\$6,000	\$0	\$0	\$0	\$3,550,000
Category Total		\$0	\$10,218,000	\$12,687,000	\$21,000	\$0	\$0	\$0	\$22,926,000
Package E									
Project Name	Funding Source	To Date	2015	2016	2017	2018	2019	2020	Project Total
Boiler 1-3 Replacement With Blowers	Utility Rates	\$0	\$1,147,000	\$2,356,000	\$793,000	\$0	\$0	\$0	\$4,296,000
	Total	\$0	\$1,147,000	\$2,356,000	\$793,000	\$0	\$0	\$0	\$4,296,000
CEPT/Chemical Storage Facility	Utility Rates	\$0	\$2,268,000	\$4,659,000	\$1,567,000	\$0	\$0	\$0	\$8,494,000
	Total	\$0	\$2,268,000	\$4,659,000	\$1,567,000	\$0	\$0	\$0	\$8,494,000
Compressor No.3 OR new Blower No. 4 with LP Boiler Burner 4	Utility Rates	\$0	\$382,000	\$785,000	\$264,000	\$0	\$0	\$0	\$1,431,000
	Total	\$0	\$382,000	\$785,000	\$264,000	\$0	\$0	\$0	\$1,431,000

Package E (continued)

Project Name	Funding Source	To Date	2015	2016	2017	2018	2019	2020	Project Total
CSO Clarifier 6 Improvements	Utility Rates	\$0	\$783,000	\$1,608,000	\$541,000	\$0	\$0	\$0	\$2,932,000
	Total	\$0	\$783,000	\$1,608,000	\$541,000	\$0	\$0	\$0	\$2,932,000
Category Total		\$0	\$4,580,000	\$9,408,000	\$3,165,000	\$0	\$0	\$0	\$17,153,000

RPWRF

Project Name	Funding Source	To Date	2015	2016	2017	2018	2019	2020	Project Total
Anoxic Mixing Blades and Pumps Replacement	Utility Rates	\$0	\$0	\$100,000	\$0	\$100,000	\$0	\$0	\$200,000
	Total	\$0	\$0	\$100,000	\$0	\$100,000	\$0	\$0	\$200,000
BioSolids Equipment Replacement	Utility Rates	\$0	\$150,000	\$255,000	\$150,000	\$450,000	\$0	\$0	\$1,005,000
	Total	\$0	\$150,000	\$255,000	\$150,000	\$450,000	\$0	\$0	\$1,005,000
CSO Van Replacement	Utility Rates	\$0	\$0	\$75,000	\$0	\$0	\$0	\$0	\$75,000
	Total	\$0	\$0	\$75,000	\$0	\$0	\$0	\$0	\$75,000
Major Lab Equipment Replacement	Utility Rates	\$0	\$60,000	\$68,000	\$0	\$0	\$0	\$0	\$128,000
	Total	\$0	\$60,000	\$68,000	\$0	\$0	\$0	\$0	\$128,000
Serpentex Biosolids Conveyor Rebuild	Utility Rates	\$0	\$0	\$60,000	\$0	\$80,000	\$0	\$0	\$140,000
	Total	\$0	\$0	\$60,000	\$0	\$80,000	\$0	\$0	\$140,000
Category Total		\$0	\$210,000	\$558,000	\$150,000	\$630,000	\$0	\$0	\$1,548,000

Sanitary Collection System

Project Name	Funding Source	To Date	2015	2016	2017	2018	2019	2020	Project Total
City Wide On-Going Cure In Place Pipe (CIPP) Project	Utility Rates	\$0	\$400,000	\$400,000	\$400,000	\$400,000	\$400,000	\$400,000	\$2,400,000
	Total	\$0	\$400,000	\$400,000	\$400,000	\$400,000	\$400,000	\$400,000	\$2,400,000
Collection System General Infrastructure Replacement	Utility Rates	\$0	\$200,000	\$200,000	\$200,000	\$200,000	\$200,000	\$200,000	\$1,200,000
	Total	\$0	\$200,000	\$200,000	\$200,000	\$200,000	\$200,000	\$200,000	\$1,200,000
Force Main Replacement	Utility Rates	\$0	\$150,000	\$150,000	\$150,000	\$150,000	\$150,000	\$150,000	\$900,000
	Total	\$0	\$150,000	\$150,000	\$150,000	\$150,000	\$150,000	\$150,000	\$900,000
Infrastructure Upgrade - Public	Utility Rates	\$0	\$175,000	\$175,000	\$175,000	\$175,000	\$175,000	\$175,000	\$1,050,000
	Total	\$0	\$175,000	\$175,000	\$175,000	\$175,000	\$175,000	\$175,000	\$1,050,000
Joint City-County Marion Haye Intertie	Utility Rates	\$0	\$100,000	\$979,000	\$0	\$0	\$0	\$0	\$1,079,000
	Total	\$0	\$100,000	\$979,000	\$0	\$0	\$0	\$0	\$1,079,000

Sanitary Collection System (continued)

Project Name	Funding Source	To Date	2015	2016	2017	2018	2019	2020	Project Total
Large Line H2S Rehabilitation	Utility Rates	\$750,000	\$500,000	\$400,000	\$250,000	\$250,000	\$250,000	\$250,000	\$1,900,000
	Total	\$750,000	\$500,000	\$400,000	\$250,000	\$250,000	\$250,000	\$250,000	\$1,900,000
Lift Station Repair and Upgrade	Utility Rates	\$0	\$350,000	\$250,000	\$200,000	\$0	\$0	\$0	\$800,000
	Total	\$0	\$350,000	\$250,000	\$200,000	\$0	\$0	\$0	\$800,000
Post Street Bridge Rehabilitation	Utility Rates	\$0	\$10,000	\$150,000	\$0	\$0	\$0	\$0	\$160,000
	Total	\$0	\$10,000	\$150,000	\$0	\$0	\$0	\$0	\$160,000
Rehabilitation Projects	Utility Rates	\$0	\$250,000	\$250,000	\$250,000	\$250,000	\$250,000	\$250,000	\$1,500,000
	Total	\$0	\$250,000	\$250,000	\$250,000	\$250,000	\$250,000	\$250,000	\$1,500,000
River Inflow and Infiltration (I/I) Reduction	Utility Rates	\$0	\$500,000	\$1,500,000	\$750,000	\$0	\$0	\$0	\$2,750,000
	Total	\$0	\$500,000	\$1,500,000	\$750,000	\$0	\$0	\$0	\$2,750,000
STEP Projects	Utility Rates	\$0	\$50,000	\$50,000	\$50,000	\$50,000	\$50,000	\$50,000	\$300,000
	Total	\$0	\$50,000	\$50,000	\$50,000	\$50,000	\$50,000	\$50,000	\$300,000
Category Total		\$750,000	\$2,685,000	\$4,504,000	\$2,425,000	\$1,475,000	\$1,475,000	\$1,475,000	\$14,039,000

Sewer Maintenance

Project Name	Funding Source	To Date	2015	2016	2017	2018	2019	2020	Project Total
2 - 10 yard dump trucks 2017	Utility Rates	\$0	\$0	\$0	\$500,000	\$0	\$0	\$0	\$500,000
	Total	\$0	\$0	\$0	\$500,000	\$0	\$0	\$0	\$500,000
Service Truck 2017	Utility Rates	\$0	\$0	\$0	\$150,000	\$0	\$0	\$0	\$150,000
	Utility Rates	\$0	\$0	\$0	\$150,000	\$0	\$0	\$0	\$150,000
	Total	\$0	\$0	\$0	\$300,000	\$0	\$0	\$0	\$300,000
Bucket Machines 2016	Utility Rates	\$0	\$0	\$100,000	\$0	\$0	\$0	\$0	\$100,000
	Total	\$0	\$0	\$100,000	\$0	\$0	\$0	\$0	\$100,000
Catch Basin Truck 2015	Utility Rates	\$0	\$300,000	\$0	\$0	\$0	\$0	\$0	\$300,000
	Total	\$0	\$300,000	\$0	\$0	\$0	\$0	\$0	\$300,000
Catch Basin truck 2016	Utility Rates	\$0	\$0	\$300,000	\$0	\$0	\$0	\$0	\$300,000
	Total	\$0	\$0	\$300,000	\$0	\$0	\$0	\$0	\$300,000
Closed Circuit Television Inspection Truck 2015	Utility Rates	\$0	\$200,000	\$0	\$0	\$0	\$0	\$0	\$200,000
	Total	\$0	\$200,000	\$0	\$0	\$0	\$0	\$0	\$200,000
Closed Circuit Television Inspection Truck 2016	Utility Rates	\$0	\$0	\$200,000	\$0	\$0	\$0	\$0	\$200,000
	Total	\$0	\$0	\$200,000	\$0	\$0	\$0	\$0	\$200,000

Sewer Maintenance (continued)

Project Name	Funding Source	To Date	2015	2016	2017	2018	2019	2020	Project Total
Closed Circuit Television Inspection Truck 2017	Utility Rates	\$0	\$0	\$0	\$200,000	\$0	\$0	\$0	\$200,000
	Total	\$0	\$0	\$0	\$200,000	\$0	\$0	\$0	\$200,000
Closed Circuit Television Inspection Truck 2018	Utility Rates	\$0	\$0	\$0	\$0	\$200,000	\$0	\$0	\$200,000
	Total	\$0	\$0	\$0	\$0	\$200,000	\$0	\$0	\$200,000
Combination Sewer Cleaner 2019	Utility Rates	\$0	\$0	\$0	\$0	\$0	\$550,000	\$0	\$550,000
	Utility Rates	\$0	\$0	\$0	\$0	\$0	\$550,000	\$0	\$550,000
	Total	\$0	\$0	\$0	\$0	\$0	\$1,100,000	\$0	\$1,100,000
Combination Sewer Cleaners 2019	Utility Rates	\$0	\$0	\$0	\$0	\$0	\$650,000	\$0	\$650,000
	Total	\$0	\$0	\$0	\$0	\$0	\$650,000	\$0	\$650,000
Fork Lift 2020	Utility Rates	\$0	\$0	\$0	\$0	\$0	\$0	\$40,000	\$40,000
	Total	\$0	\$0	\$0	\$0	\$0	\$0	\$40,000	\$40,000
Heavy Construction Equipment 2015	Utility Rates	\$0	\$300,000	\$0	\$0	\$0	\$0	\$0	\$300,000
	Total	\$0	\$300,000	\$0	\$0	\$0	\$0	\$0	\$300,000
Heavy Construction Equipment 2017	Utility Rates	\$0	\$0	\$0	\$300,000	\$0	\$0	\$0	\$300,000
	Total	\$0	\$0	\$0	\$300,000	\$0	\$0	\$0	\$300,000
Jet Rodder 2018	Utility Rates	\$0	\$0	\$0	\$0	\$200,000	\$0	\$0	\$200,000
	Total	\$0	\$0	\$0	\$0	\$200,000	\$0	\$0	\$200,000
Mechanical Sewer Rodder 2015	Utility Rates	\$0	\$150,000	\$0	\$0	\$0	\$0	\$0	\$150,000
	Total	\$0	\$150,000	\$0	\$0	\$0	\$0	\$0	\$150,000
North Side Service Truck 2017	Utility Rates	\$0	\$0	\$0	\$150,000	\$0	\$0	\$0	\$150,000
	Total	\$0	\$0	\$0	\$150,000	\$0	\$0	\$0	\$150,000
Pumper/Tank Truck 2016	Utility Rates	\$0	\$0	\$150,000	\$0	\$0	\$0	\$0	\$150,000
	Total	\$0	\$0	\$150,000	\$0	\$0	\$0	\$0	\$150,000
Pumper/Tank Truck 2018	Utility Rates	\$0	\$0	\$0	\$0	\$200,000	\$0	\$0	\$200,000
	Total	\$0	\$0	\$0	\$0	\$200,000	\$0	\$0	\$200,000
Small SUV for District Supervisor 2019	Utility Rates	\$0	\$0	\$0	\$0	\$0	\$25,000	\$0	\$25,000
	Utility Rates	\$0	\$0	\$0	\$0	\$0	\$25,000	\$0	\$25,000
	Utility Rates	\$0	\$0	\$0	\$0	\$0	\$25,000	\$0	\$25,000
	Utility Rates	\$0	\$0	\$0	\$0	\$0	\$25,000	\$0	\$25,000
	Total	\$0	\$0	\$0	\$0	\$0	\$100,000	\$0	\$100,000

Sewer Maintenance (continued)

Project Name	Funding Source	To Date	2015	2016	2017	2018	2019	2020	Project Total
Small SUV for Inspector 2020	Utility Rates	\$0	\$0	\$0	\$0	\$0	\$0	\$25,000	\$25,000
	Utility Rates	\$0	\$0	\$0	\$0	\$0	\$0	\$25,000	\$25,000
	Utility Rates	\$0	\$0	\$0	\$0	\$0	\$0	\$25,000	\$25,000
	Total	\$0	\$0	\$0	\$0	\$0	\$0	\$75,000	\$75,000
South Side Service Truck 2020	Utility Rates	\$0	\$0	\$0	\$0	\$0	\$0	\$150,000	\$150,000
	Total	\$0	\$0	\$0	\$0	\$0	\$0	\$150,000	\$150,000
Category Total		\$0	\$950,000	\$750,000	\$1,450,000	\$600,000	\$1,850,000	\$265,000	\$5,865,000

Storm Water

Project Name	Funding Source	To Date	2015	2016	2017	2018	2019	2020	Project Total
37th Avenue Stormwater Upsizing	Utility Rates	\$0	\$0	\$395,000	\$0	\$0	\$0	\$0	\$395,000
	WQ SRF	\$0	\$0	\$90,850	\$0	\$0	\$0	\$0	\$90,850
	Total	\$0	\$0	\$485,850	\$0	\$0	\$0	\$0	\$485,850
Bio-Infiltration System Rehabilitation	Utility Rates	\$0	\$100,000	\$100,000	\$100,000	\$100,000	\$100,000	\$100,000	\$600,000
	Total	\$0	\$100,000	\$100,000	\$100,000	\$100,000	\$100,000	\$100,000	\$600,000
Cochran Basin Stormwater Improvements	ECY Grant	\$0	\$0	\$0	\$2,000,000	\$0	\$0	\$0	\$2,000,000
	ECY SRF	\$500,000	\$1,000,000	\$500,000	\$0	\$0	\$0	\$0	\$1,500,000
	Utility Rates	\$0	\$0	\$0	\$2,000,000	\$6,000,000	\$6,000,000	\$2,000,000	\$16,000,000
	Total	\$500,000	\$1,000,000	\$500,000	\$4,000,000	\$6,000,000	\$6,000,000	\$2,000,000	\$19,500,000
Havana Stormwater Improvement	Utility Rates	\$0	\$750,000	\$480,000	\$0	\$0	\$0	\$0	\$1,230,000
	Total	\$0	\$750,000	\$480,000	\$0	\$0	\$0	\$0	\$1,230,000
Hazel's Creek Downstream	Utility Rates	\$0	\$252,000	\$0	\$0	\$0	\$0	\$0	\$252,000
	WQ SRF	\$0	\$1,143,000	\$0	\$0	\$0	\$0	\$0	\$1,143,000
	Total	\$0	\$1,395,000	\$0	\$0	\$0	\$0	\$0	\$1,395,000
High Drive Stormwater Improvements	Utility Rates	\$221,000	\$825,000	\$0	\$0	\$0	\$0	\$0	\$825,000
	WQ SRF	\$850,000	\$150,000	\$0	\$0	\$0	\$0	\$0	\$150,000
	Total	\$1,071,000	\$975,000	\$0	\$0	\$0	\$0	\$0	\$975,000
Integrated Planing	WQ SRF	\$800,000	\$1,000,000	\$1,500,000	\$1,000,000	\$700,000	\$0	\$0	\$4,200,000
	Total	\$800,000	\$1,000,000	\$1,500,000	\$1,000,000	\$700,000	\$0	\$0	\$4,200,000
Longterm Control Integrated with Other Infrastructure	Utility Rates	\$2,400,000	\$5,000,000	\$5,000,000	\$5,000,000	\$5,000,000	\$5,000,000	\$5,000,000	\$30,000,000
	Total	\$2,400,000	\$5,000,000	\$5,000,000	\$5,000,000	\$5,000,000	\$5,000,000	\$5,000,000	\$30,000,000

Storm Water (continued)

Project Name	Funding Source	To Date	2015	2016	2017	2018	2019	2020	Project Total
Sharp Avenue Stormwater Improvements	ECY Capacity Grant	\$85,000	\$35,000	\$0	\$0	\$0	\$0	\$0	\$35,000
	ECY SW Grant	\$0	\$0	\$1,000,000	\$0	\$0	\$0	\$0	\$1,000,000
	Utility Rates	\$0	\$0	\$300,000	\$0	\$0	\$0	\$0	\$300,000
	Total	\$85,000	\$35,000	\$1,300,000	\$0	\$0	\$0	\$0	\$1,335,000
Union Basin Stormwater Project	ECY SW Grant	\$80,000	\$920,000	\$0	\$0	\$0	\$0	\$0	\$920,000
	Utility Rates	\$50,400	\$403,000	\$0	\$0	\$0	\$0	\$0	\$403,000
	Total	\$130,400	\$1,323,000	\$0	\$0	\$0	\$0	\$0	\$1,323,000
Category Total		\$4,986,400	\$11,578,000	\$9,365,850	\$10,100,000	\$11,800,000	\$11,100,000	\$7,100,000	\$61,043,850

Total Maximum Daily Load Compliance

Project Name	Funding Source	To Date	2015	2016	2017	2018	2019	2020	Project Total
Next Level of Treatment Implementation	Utility Rates	\$0	\$5,928,000	\$19,387,000	\$46,924,000	\$43,946,000	\$7,365,000	\$2,000,000	\$125,550,000
	Total	\$0	\$5,928,000	\$19,387,000	\$46,924,000	\$43,946,000	\$7,365,000	\$2,000,000	\$125,550,000
Category Total		\$0	\$5,928,000	\$19,387,000	\$46,924,000	\$43,946,000	\$7,365,000	\$2,000,000	\$125,550,000
Department Total		\$34,207,400	\$84,227,000	\$122,746,850	\$104,555,000	\$60,521,000	\$26,812,000	\$11,910,000	\$410,771,850

Wastewater Management Department Project Reports

1 Water Reclamation Facility

- WWM-2012-106
- WWM-2012-116
- WWM-2012-126
- WWM-2012-131
- WWM-2012-134
- WWM-2012-217
- WWM-2012-346
- WWM-2012-354
- WWM-2012-400
- WWM-2012-402
- WWM-2012-406
- WWM-2013-125
- WWM-2014-152
- WWM-2014-154
- WWM-2014-155
- WWM-2014-156
- WWM-2014-157
- WWM-2014-158
- WWM-2014-159
- WWM-2014-160

2 WWM Main Office

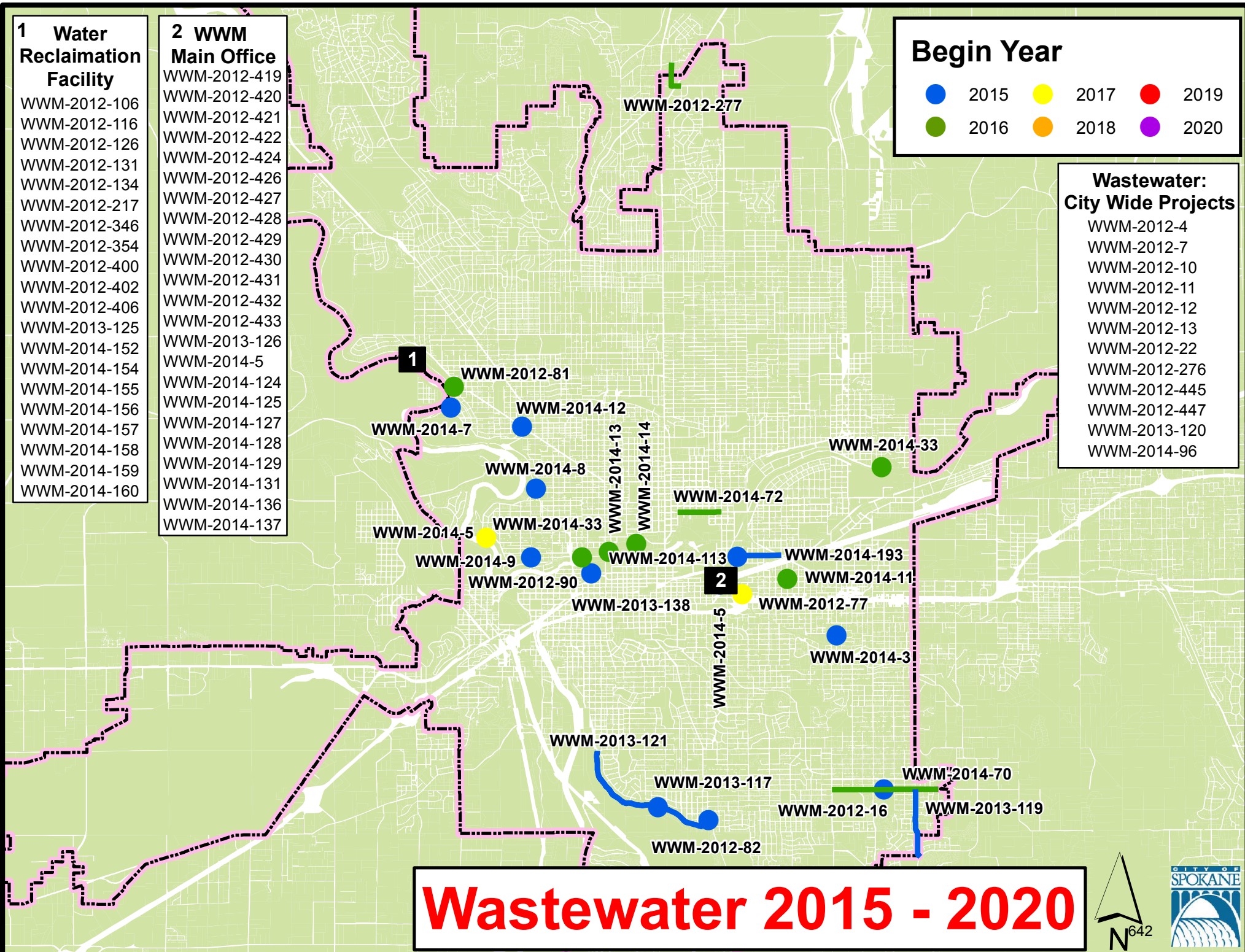
- WWM-2012-419
- WWM-2012-420
- WWM-2012-421
- WWM-2012-422
- WWM-2012-424
- WWM-2012-426
- WWM-2012-427
- WWM-2012-428
- WWM-2012-429
- WWM-2012-430
- WWM-2012-431
- WWM-2012-432
- WWM-2012-433
- WWM-2013-126
- WWM-2014-5
- WWM-2014-124
- WWM-2014-125
- WWM-2014-127
- WWM-2014-128
- WWM-2014-129
- WWM-2014-131
- WWM-2014-136
- WWM-2014-137

Begin Year

- 2015
- 2017
- 2019
- 2016
- 2018
- 2020

Wastewater: City Wide Projects

- WWM-2012-4
- WWM-2012-7
- WWM-2012-10
- WWM-2012-11
- WWM-2012-12
- WWM-2012-13
- WWM-2012-22
- WWM-2012-276
- WWM-2012-445
- WWM-2012-447
- WWM-2013-120
- WWM-2014-96



Wastewater 2015 - 2020



CSO Basin 06 Shadle Bluff, Northwest Blvd at Garland Ave

WWM-2012-81

Executive Summary:

A below ground storage will be constructed to control overflow of combined sewage to the Spokane River.

Project Justification:

The purpose of this project is to meet Ecology regulations to reduce the discharge of untreated sewage to the Spokane River to one discharge per year using a 20 year moving average. To meet this regulation, flow stormwater peak combined sewage flows will be stored and gradually sent to the RPWRF. Separation and infiltration of stormwater is possible for CSO Basin 6 because of ground infiltration and distance to the Aquifer.

Location:

Other Location

Northwest Boulevard and Garland Avenue.

Project Status:

Active

Design is underway.

External Factors:

CSO Basin 6 has one of the six largest discharges by volume to the Spokane River and is being prioritized in the Integrated Plan. Council action is required to approve Enterprise Fund Rates in order to fully fund this project.

Maintenance:

Maintenance of capital facilities, buildings and infrastructure has an impact on a Department's operating budget, and thus routine maintenance costs for new and ongoing projects are identified in the table below.

	2015	2016	2017	2018	2019	2020	Total
Expected Annual Maintenance	\$0	\$0	\$0	\$0	\$0	\$0	\$0

Maintenance Comments:

Wastewater Management / Combined Sewer Overflow Abatement

CSO Basin 06 Shadle Bluff, Northwest Blvd at Garland Ave

WWM-2012-81

Spending:

Project Phase	Spending To Date	Estimated Spending							Total
		2015	2016	2017	2018	2019	2020	6-Year Total	
Construction	\$3,000,000	\$6,000,000	\$1,400,000	\$0	\$0	\$0	\$0	\$7,400,000	\$10,400,000
Design	\$800,000	\$0	\$0	\$0	\$0	\$0	\$0	\$0	\$800,000
Total	\$3,800,000	\$6,000,000	\$1,400,000	\$0	\$0	\$0	\$0	\$7,400,000	\$11,200,000

Funding:

Funding Name	Source	Status*	Funding to Date	Estimated Funding						Total
				2015	2016	2017	2018	2019	2020	
PWTF	State	Awarded	\$0	\$5,692,000	\$0	\$0	\$0	\$0	\$0	\$5,692,000
Utility Rates	Local	Identified	\$3,190,000	\$308,000	\$1,400,000	\$0	\$0	\$0	\$0	\$4,898,000
WQ SRF	Federal	Identified	\$610,000	\$0	\$0	\$0	\$0	\$0	\$0	\$610,000
Total			\$3,800,000	\$6,000,000	\$1,400,000	\$0	\$0	\$0	\$0	\$11,200,000

*Status definitions:

- Unidentified: Funding source has not yet been determined
- Identified: Funding source has been found, but not yet requested
- Applied: Grant or loan application has been submitted, or budget has been requested
- Awarded: Grant or loan has been offered but the contract has not yet been signed or budget has not yet been approved by Council
- Encumbered: Project contract has been signed and funds have been allocated to spend on the project

Funding amounts in red reflect sources that are unidentified, identified or anticipated.

CSO Basin 07 Downriver

WWM-2014-7

Executive Summary:

A regulating vault and connecting pipeline will be constructed to control combined sewer flows to the main sewer interceptor pipeline and reduce overflows to the Spokane River.

Project Justification:

The purpose of this project is to meet Ecology regulations to reduce the discharge of untreated sewage to the Spokane River to one discharge per year using a 20 year moving average.

Location:

Other Location

Downriver Drive and Columbia Circle.

Project Status:

Active

Design is underway.

External Factors:

This project is be constructed with CSO Basin 6.

Maintenance:

Maintenance of capital facilities, buildings and infrastructure has an impact on a Department's operating budget, and thus routine maintenance costs for new and ongoing projects are identified in the table below.

	2015	2016	2017	2018	2019	2020	Total
Expected Annual Maintenance	\$0	\$0	\$0	\$0	\$0	\$0	\$0

Maintenance Comments:

Wastewater Management / Combined Sewer Overflow Abatement

CSO Basin 07 Downriver

WWM-2014-7

Spending:

Project Phase	Spending To Date	Estimated Spending						6-Year Total	Total
		2015	2016	2017	2018	2019	2020		
Construction	\$2,000	\$45,000	\$0	\$0	\$0	\$0	\$0	\$45,000	\$47,000
Design	\$5,000	\$0	\$0	\$0	\$0	\$0	\$0	\$0	\$5,000
Total	\$7,000	\$45,000	\$0	\$0	\$0	\$0	\$0	\$45,000	\$52,000

Funding:

Funding Name	Source	Status*	Funding to Date	Estimated Funding						Total
				2015	2016	2017	2018	2019	2020	
Utility Rates	Local	Applied	\$7,000	\$45,000	\$0	\$0	\$0	\$0	\$0	\$52,000
Total			\$7,000	\$45,000	\$0	\$0	\$0	\$0	\$0	\$52,000

*Status definitions:

- Unidentified: Funding source has not yet been determined
- Identified: Funding source has been found, but not yet requested
- Applied: Grant or loan application has been submitted, or budget has been requested
- Awarded: Grant or loan has been offered but the contract has not yet been signed or budget has not yet been approved by Council
- Encumbered: Project contract has been signed and funds have been allocated to spend on the project

Funding amounts in red reflect sources that are unidentified, identified or anticipated.

CSO Basin 12 Doomsday Hill, Pettet Drive at Nora Avenue.

WWM-2014-8

Executive Summary:

Design and construct a storage facility for CSO Basin 12 to control combined sewer flows to the main sewer interceptor pipeline and reduce overflows to the Spokane River.

Project Justification:

The purpose of this project is to meet Ecology regulations to reduce the discharge of untreated sewage to the Spokane River to one discharge per year using a 20 year moving average. To meet this regulation, peak combined sewage flows will be stored and gradually sent to the RPWRF.

Location:

Other Location
 Pettet Drive and Nora Avenue

Project Status:

Active
 Pre-design is underway.

External Factors:

Council action is required to approve Enterprise Fund Rates in order to fully fund this project.

Maintenance:

Maintenance of capital facilities, buildings and infrastructure has an impact on a Department's operating budget, and thus routine maintenance costs for new and ongoing projects are identified in the table below.

	2015	2016	2017	2018	2019	2020	Total
Expected Annual Maintenance	\$0	\$0	\$0	\$0	\$0	\$0	\$0

Maintenance Comments:

Wastewater Management / Combined Sewer Overflow Abatement

CSO Basin 12 Doomsday Hill, Pettet Drive at Nora Avenue.

WWM-2014-8

Spending:

Project Phase	Spending To Date	Estimated Spending							Total
		2015	2016	2017	2018	2019	2020	6-Year Total	
Construction	\$0	\$3,000,000	\$3,800,000	\$1,000,000	\$0	\$0	\$0	\$7,800,000	\$7,800,000
Design	\$0	\$900,000	\$0	\$0	\$0	\$0	\$0	\$900,000	\$900,000
Total	\$0	\$3,900,000	\$3,800,000	\$1,000,000	\$0	\$0	\$0	\$8,700,000	\$8,700,000

Funding:

Funding Name	Source	Status*	Funding to Date	Estimated Funding						Total
				2015	2016	2017	2018	2019	2020	
Utility Rates	Local	Identified	\$0	\$3,000,000	\$3,800,000	\$1,000,000	\$0	\$0	\$0	\$7,800,000
WQ SRF	Federal	Awarded	\$0	\$900,000	\$0	\$0	\$0	\$0	\$0	\$900,000
Total			\$0	\$3,900,000	\$3,800,000	\$1,000,000	\$0	\$0	\$0	\$8,700,000

*Status definitions:

- Unidentified: Funding source has not yet been determined
- Identified: Funding source has been found, but not yet requested
- Applied: Grant or loan application has been submitted, or budget has been requested
- Awarded: Grant or loan has been offered but the contract has not yet been signed or budget has not yet been approved by Council
- Encumbered: Project contract has been signed and funds have been allocated to spend on the project

Funding amounts in red reflect sources that are unidentified, identified or anticipated.

CSO Basin 14 Summit, Nettleton Ohio/Summit Blvd.

WWM-2014-9

Executive Summary:

Design and construction CSO control facility for CSO Basin 14. The chosen solution may be green infrastructure.

Project Justification:

The purpose of this project is to meet Ecology regulations to reduce the discharge of untreated sewage to the Spokane River to one discharge per year using a 20 year moving average

Location:

Other Location

Nettleton between Summit Boulevard and Ohio.

Project Status:

Active

This project is currently at the planning stage.

External Factors:

Green infrastructure was determined by the Integrated Plan to be the most cost effective solution. Feasibility of green infrastructure implementation is being evaluated. Council action is required to approve Enterprise Fund Rates in order to fully fund this project.

Maintenance:

Maintenance of capital facilities, buildings and infrastructure has an impact on a Department's operating budget, and thus routine maintenance costs for new and ongoing projects are identified in the table below.

	2015	2016	2017	2018	2019	2020	Total
Expected Annual Maintenance	\$0	\$0	\$0	\$0	\$0	\$0	\$0

Maintenance Comments:

Wastewater Management / Combined Sewer Overflow Abatement

CSO Basin 14 Summit, Nettleton Ohio/Summit Blvd.

WWM-2014-9

Spending:

Project Phase	Spending To Date	Estimated Spending							Total
		2015	2016	2017	2018	2019	2020	6-Year Total	
Construction	\$0	\$480,000	\$500,000	\$400,000	\$0	\$0	\$0	\$1,380,000	\$1,380,000
Design	\$0	\$120,000	\$0	\$0	\$0	\$0	\$0	\$120,000	\$120,000
Total	\$0	\$600,000	\$500,000	\$400,000	\$0	\$0	\$0	\$1,500,000	\$1,500,000

Funding:

Funding Name	Source	Status*	Funding to Date	Estimated Funding						Total
				2015	2016	2017	2018	2019	2020	
WQ SRF	Federal	Awarded	\$0	\$600,000	\$500,000	\$400,000	\$0	\$0	\$0	\$1,500,000
Total			\$0	\$600,000	\$500,000	\$400,000	\$0	\$0	\$0	\$1,500,000

*Status definitions:

- Unidentified: Funding source has not yet been determined
- Identified: Funding source has been found, but not yet requested
- Applied: Grant or loan application has been submitted, or budget has been requested
- Awarded: Grant or loan has been offered but the contract has not yet been signed or budget has not yet been approved by Council
- Encumbered: Project contract has been signed and funds have been allocated to spend on the project

Funding amounts in red reflect sources that are unidentified, identified or anticipated.

CSO Basin 15 Summit, Summit Blvd. South of Sherwood Street.

WWM-2012-43

Executive Summary:

Design and construction of control facility for CSO Basin 15. The solution selected may be green infrastructure.

Project Justification:

The purpose of this project is to meet Ecology regulations to reduce the discharge of untreated sewage to the Spokane River to one discharge per year using a 20 year moving average.

Location:

Other Location

Summit Boulevard south of the intersection of Sherwood.

Project Status:

Active

This project is at the planning stage.

External Factors:

Green infrastructure was determined by the Integrated Plan to be the most cost effective solution. Feasibility of green infrastructure implementation is being evaluated. Council action is required to approve Enterprise Fund Rates in order to fully fund this project.

Maintenance:

Maintenance of capital facilities, buildings and infrastructure has an impact on a Department's operating budget, and thus routine maintenance costs for new and ongoing projects are identified in the table below.

	2015	2016	2017	2018	2019	2020	Total
Expected Annual Maintenance	\$0	\$0	\$0	\$0	\$0	\$0	\$0

Maintenance Comments:

Wastewater Management / Combined Sewer Overflow Abatement

CSO Basin 15 Summit, Summit Blvd. South of Sherwood Street.

WWM-2012-43

Spending:

Project Phase	Spending To Date	Estimated Spending							Total
		2015	2016	2017	2018	2019	2020	6-Year Total	
Construction	\$0	\$300,000	\$400,000	\$620,000	\$0	\$0	\$0	\$1,320,000	\$1,320,000
Design	\$0	\$180,000	\$0	\$0	\$0	\$0	\$0	\$180,000	\$180,000
Total	\$0	\$480,000	\$400,000	\$620,000	\$0	\$0	\$0	\$1,500,000	\$1,500,000

Funding:

Funding Name	Source	Status*	Funding to Date	Estimated Funding						Total
				2015	2016	2017	2018	2019	2020	
WQ SRF	Federal	Awarded	\$0	\$480,000	\$400,000	\$620,000	\$0	\$0	\$0	\$1,500,000
Total			\$0	\$480,000	\$400,000	\$620,000	\$0	\$0	\$0	\$1,500,000

*Status definitions:

- Unidentified: Funding source has not yet been determined
- Identified: Funding source has been found, but not yet requested
- Applied: Grant or loan application has been submitted, or budget has been requested
- Awarded: Grant or loan has been offered but the contract has not yet been signed or budget has not yet been approved by Council
- Encumbered: Project contract has been signed and funds have been allocated to spend on the project

Funding amounts in red reflect sources that are unidentified, identified or anticipated.

CSO Basin 20 Hatch, Garfield Street and 43rd Avenue.

WWM-2012-82

Executive Summary:

Design and construction of a storage facility for CSO Basin 20. Major features of the facility include installation of flow controls; self cleaning flush mechanisms; and remote sensors. The outfall to Latah Creek will be eliminated.

Project Justification:

Major features of the facility include installation of flow controls; self cleaning flush mechanisms; and remote sensors. The purpose of this project is to meet Ecology regulations to reduce the discharge of untreated sewage to the Latah (Hangman) Creek.

Location:

Other Location
 Garfield Street and 43rd Avenue

Project Status:

Active
 Design is in progress.

External Factors:

Construction is being coordinated with High Drive Project. Council action is required to approve Enterprise Fund Rates in order to fully fund this project.

Maintenance:

Maintenance of capital facilities, buildings and infrastructure has an impact on a Department's operating budget, and thus routine maintenance costs for new and ongoing projects are identified in the table below.

	2015	2016	2017	2018	2019	2020	Total
Expected Annual Maintenance	\$0	\$0	\$0	\$0	\$0	\$0	\$0

Maintenance Comments:

Wastewater Management / Combined Sewer Overflow Abatement

CSO Basin 20 Hatch, Garfield Street and 43rd Avenue.

WWM-2012-82

Spending:

Project Phase	Spending To Date	Estimated Spending							Total
		2015	2016	2017	2018	2019	2020	6-Year Total	
Construction	\$0	\$4,120,000	\$0	\$0	\$0	\$0	\$0	\$4,120,000	\$4,120,000
Design	\$405,000	\$0	\$0	\$0	\$0	\$0	\$0	\$0	\$405,000
Total	\$405,000	\$4,120,000	\$0	\$0	\$0	\$0	\$0	\$4,120,000	\$4,525,000

Funding:

Funding Name	Source	Status*	Funding to Date	Estimated Funding						Total
				2015	2016	2017	2018	2019	2020	
WQ SRF	Federal	Awarded	\$405,000	\$4,120,000	\$0	\$0	\$0	\$0	\$0	\$4,525,000
Total			\$405,000	\$4,120,000	\$0	\$0	\$0	\$0	\$0	\$4,525,000

*Status definitions:

- Unidentified: Funding source has not yet been determined
- Identified: Funding source has been found, but not yet requested
- Applied: Grant or loan application has been submitted, or budget has been requested
- Awarded: Grant or loan has been offered but the contract has not yet been signed or budget has not yet been approved by Council
- Encumbered: Project contract has been signed and funds have been allocated to spend on the project

Funding amounts in red reflect sources that are unidentified, identified or anticipated.

CSO Basin 24 Substorage High Drive between 37th and Hatch.

WWM-2013-117

Executive Summary:

Construct 3 small combined sewer overflow tanks to reduce unregulated flow into the sewer on the hillside.

Project Justification:

Sewers north of High Drive located within CSO Basin 24 that are directly connected to the South Manito Combined Relief Sewer. The Manito Combined Relief Sewer also serves CSO Basin 20. Model Analysis indicated that during storms, the upper and Manito trunks would become surcharged. The 3 small tanks will mitigate that surcharging and prevent overflows to the Spokane River.

Location:

Other Location

High Drive between 37th and Hatch.

Project Status:

Active

The project is currently in design.

External Factors:

Construction on High Drive. Council action is required to approve Enterprise Fund Rates in order to fully fund this project.

Maintenance:

Maintenance of capital facilities, buildings and infrastructure has an impact on a Department's operating budget, and thus routine maintenance costs for new and ongoing projects are identified in the table below.

	2015	2016	2017	2018	2019	2020	Total
Expected Annual Maintenance	\$0	\$0	\$0	\$0	\$0	\$0	\$0

Maintenance Comments:

CSO Basin 24 Substorage High Drive between 37th and Hatch.

WWM-2013-117

Spending:

Project Phase	Spending To Date	Estimated Spending						6-Year Total	Total
		2015	2016	2017	2018	2019	2020		
Construction	\$0	\$1,370,000	\$0	\$0	\$0	\$0	\$0	\$1,370,000	\$1,370,000
Design	\$100,000	\$0	\$0	\$0	\$0	\$0	\$0	\$0	\$100,000
Total	\$100,000	\$1,370,000	\$0	\$0	\$0	\$0	\$0	\$1,370,000	\$1,470,000

Funding:

Funding Name	Source	Status*	Funding to Date	Estimated Funding						Total
				2015	2016	2017	2018	2019	2020	
Utility Rates	Local	Applied	\$100,000	\$1,370,000	\$0	\$0	\$0	\$0	\$0	\$1,470,000
Total			\$100,000	\$1,370,000	\$0	\$0	\$0	\$0	\$0	\$1,470,000

*Status definitions:

- Unidentified: Funding source has not yet been determined
- Identified: Funding source has been found, but not yet requested
- Applied: Grant or loan application has been submitted, or budget has been requested
- Awarded: Grant or loan has been offered but the contract has not yet been signed or budget has not yet been approved by Council
- Encumbered: Project contract has been signed and funds have been allocated to spend on the project

Funding amounts in red reflect sources that are unidentified, identified or anticipated.

CSO Basin 24, 25 & 26 Main Street

WWM-2012-90

Executive Summary:

Three CSO basins overflow to the Spokane River in the same vicinity of downtown. The control facilities are being combined in this project to reduce construction and operations costs. CSO control facilities will be designed and constructed to control CSO Basins 24, 25 and 26.

Project Justification:

This project is necessary to meet Department of Ecology regulations and for a cleaner river.

Location:

Other Location
Main & Jefferson

Project Status:

Active
Preliminary design is underway. Construction is anticipated to begin in 2016.

External Factors:

Construction of this project will need to be coordinated with Lincoln/Monroe Reconstruction. Council action is required to approve Enterprise Fund Rates in order to fully fund this project.

Maintenance:

Maintenance of capital facilities, buildings and infrastructure has an impact on a Department's operating budget, and thus routine maintenance costs for new and ongoing projects are identified in the table below.

	2015	2016	2017	2018	2019	2020	Total
Expected Annual Maintenance	\$0	\$0	\$0	\$0	\$0	\$0	\$0

Maintenance Comments:

Wastewater Management / Combined Sewer Overflow Abatement

CSO Basin 24, 25 & 26 Main Street

WWM-2012-90

Spending:

Project Phase	Spending To Date	Estimated Spending						6-Year Total	Total
		2015	2016	2017	2018	2019	2020		
Construction	\$0	\$1,500,000	\$19,000,000	\$18,000,000	\$0	\$0	\$0	\$38,500,000	\$38,500,000
Design	\$2,945,000	\$2,000,000	\$0	\$0	\$0	\$0	\$0	\$2,000,000	\$4,945,000
Total	\$2,945,000	\$3,500,000	\$19,000,000	\$18,000,000	\$0	\$0	\$0	\$40,500,000	\$43,445,000

Funding:

Funding Name	Source	Status*	Funding to Date	Estimated Funding						Total
				2015	2016	2017	2018	2019	2020	
Utility Rates	Local	Identified	\$1,750,000	\$3,500,000	\$19,000,000	\$18,000,000	\$0	\$0	\$0	\$42,250,000
WQ SRF	Federal	Encumbered	\$1,195,000	\$0	\$0	\$0	\$0	\$0	\$0	\$1,195,000
Total			\$2,945,000	\$3,500,000	\$19,000,000	\$18,000,000	\$0	\$0	\$0	\$43,445,000

*Status definitions:

- Unidentified: Funding source has not yet been determined
- Identified: Funding source has been found, but not yet requested
- Applied: Grant or loan application has been submitted, or budget has been requested
- Awarded: Grant or loan has been offered but the contract has not yet been signed or budget has not yet been approved by Council
- Encumbered: Project contract has been signed and funds have been allocated to spend on the project

Funding amounts in red reflect sources that are unidentified, identified or anticipated.

CSO Basin 33-1 Liberty Park

WWM-2012-77

Executive Summary:

Design and construct a storage facility for CSO Basin 33.

Project Justification:

The purpose of this project is to meet Ecology regulations to reduce the discharge of untreated sewage to the Spokane River to one discharge per year using a 20 year moving average. To meet this regulation, flow stormwater peak combined sewage flows will be stored and gradually sent to the RPWRF.

Location:

Other Location

Near 2nd Avenue and Perry Street

Project Status:

Active

This project is in the preliminary design stage.

External Factors:

Right of way from WSDOT (I90) is required for the selected site. Council action is required to approve Enterprise Fund Rates in order to fully fund this project.

Maintenance:

Maintenance of capital facilities, buildings and infrastructure has an impact on a Department's operating budget, and thus routine maintenance costs for new and ongoing projects are identified in the table below.

	2015	2016	2017	2018	2019	2020	Total
Expected Annual Maintenance	\$0	\$0	\$0	\$0	\$0	\$0	\$0

Maintenance Comments:

Wastewater Management / Combined Sewer Overflow Abatement

CSO Basin 33-1 Liberty Park

WWM-2012-77

Spending:

Project Phase	Spending To Date	Estimated Spending							Total
		2015	2016	2017	2018	2019	2020	6-Year Total	
Construction	\$0	\$5,000,000	\$12,000,000	\$8,000,000	\$0	\$0	\$0	\$25,000,000	\$25,000,000
Design	\$400,000	\$1,800,000	\$0	\$0	\$0	\$0	\$0	\$1,800,000	\$2,200,000
Total	\$400,000	\$6,800,000	\$12,000,000	\$8,000,000	\$0	\$0	\$0	\$26,800,000	\$27,200,000

Funding:

Funding Name	Source	Status*	Funding to Date	Estimated Funding						Total
				2015	2016	2017	2018	2019	2020	
Utility Rates	Local	Applied	\$0	\$4,900,000	\$12,000,000	\$8,000,000	\$0	\$0	\$0	\$24,900,000
WQ SRF	Federal	Encumbered	\$400,000	\$1,900,000	\$0	\$0	\$0	\$0	\$0	\$2,300,000
Total			\$400,000	\$6,800,000	\$12,000,000	\$8,000,000	\$0	\$0	\$0	\$27,200,000

*Status definitions:

- Unidentified: Funding source has not yet been determined
- Identified: Funding source has been found, but not yet requested
- Applied: Grant or loan application has been submitted, or budget has been requested
- Awarded: Grant or loan has been offered but the contract has not yet been signed or budget has not yet been approved by Council
- Encumbered: Project contract has been signed and funds have been allocated to spend on the project

Funding amounts in red reflect sources that are unidentified, identified or anticipated.

CSO Basin 33-2 East University District, Sprague & Arthur

WWM-2014-5

Executive Summary:

Design and construct storage for CSO Basin 33-2

Project Justification:

The purpose of this project is to meet Ecology regulations to reduce the discharge of untreated sewage to the Spokane River to one discharge per year using a 20 year moving average. To meet this regulation, flow stormwater peak combined sewage flows will be stored and gradually sent to the RPWRF.

Location:

Other Location

Near Sprague Avenue and Arthur Street

Project Status:

Active

Construction is scheduled to begin in 2014.

External Factors:

Council action is required to approve Enterprise Fund Rates in order to fully fund this project.

Maintenance:

Maintenance of capital facilities, buildings and infrastructure has an impact on a Department's operating budget, and thus routine maintenance costs for new and ongoing projects are identified in the table below.

	2015	2016	2017	2018	2019	2020	Total
Expected Annual Maintenance	\$0	\$0	\$0	\$0	\$0	\$0	\$0

Maintenance Comments:

Wastewater Management / Combined Sewer Overflow Abatement

CSO Basin 33-2 East University District, Sprague & Arthur

WWM-2014-5

Spending:

Project Phase	Spending To Date	Estimated Spending						6-Year Total	Total
		2015	2016	2017	2018	2019	2020		
Construction	\$2,400,000	\$1,860,000	\$0	\$0	\$0	\$0	\$0	\$1,860,000	\$4,260,000
Design	\$370,000	\$0	\$0	\$0	\$0	\$0	\$0	\$0	\$370,000
Total	\$2,770,000	\$1,860,000	\$0	\$0	\$0	\$0	\$0	\$1,860,000	\$4,630,000

Funding:

Funding Name	Source	Status*	Funding to Date	Estimated Funding						Total
				2015	2016	2017	2018	2019	2020	
WQ SRF	Federal	Encumbered	\$2,770,000	\$1,860,000	\$0	\$0	\$0	\$0	\$0	\$4,630,000
Total			\$2,770,000	\$1,860,000	\$0	\$0	\$0	\$0	\$0	\$4,630,000

*Status definitions:

- Unidentified: Funding source has not yet been determined
- Identified: Funding source has been found, but not yet requested
- Applied: Grant or loan application has been submitted, or budget has been requested
- Awarded: Grant or loan has been offered but the contract has not yet been signed or budget has not yet been approved by Council
- Encumbered: Project contract has been signed and funds have been allocated to spend on the project

Funding amounts in red reflect sources that are unidentified, identified or anticipated.

CSO Basin 34 & I07, Crestline North of Sprague

WWM-2014-11

Executive Summary:

Construct a large CSO tank (Exact size to be determined) along with control structures and associated piping.

Project Justification:

This project reduces combined effluent from entering the Spokane River, as well as protecting the interceptor from overcharging.

Location:

Other Location

Crestline Street North of Sprague Avenue.

Project Status:

Active

Planning work is underway.

External Factors:

Maintenance:

Maintenance of capital facilities, buildings and infrastructure has an impact on a Department's operating budget, and thus routine maintenance costs for new and ongoing projects are identified in the table below.

	2015	2016	2017	2018	2019	2020	Total
Expected Annual Maintenance	\$0	\$0	\$0	\$0	\$0	\$0	\$0

Maintenance Comments:

Wastewater Management / Combined Sewer Overflow Abatement

CSO Basin 34 & I07, Crestline North of Sprague

WWM-2014-11

Spending:

Project Phase	Spending To Date	Estimated Spending						6-Year Total	Total
		2015	2016	2017	2018	2019	2020		
Construction	\$0	\$0	\$9,000,000	\$5,600,000	\$0	\$0	\$0	\$14,600,000	\$14,600,000
Design	\$270,000	\$1,000,000	\$0	\$0	\$0	\$0	\$0	\$1,000,000	\$1,270,000
Total	\$270,000	\$1,000,000	\$9,000,000	\$5,600,000	\$0	\$0	\$0	\$15,600,000	\$15,870,000

Funding:

Funding Name	Source	Status*	Funding to Date	Estimated Funding						Total
				2015	2016	2017	2018	2019	2020	
Utility Rates	Local	Applied	\$0	\$0	\$9,000,000	\$5,600,000	\$0	\$0	\$0	\$14,600,000
WQ SRF	Federal	Encumbered	\$270,000	\$1,000,000	\$0	\$0	\$0	\$0	\$0	\$1,270,000
Total			\$270,000	\$1,000,000	\$9,000,000	\$5,600,000	\$0	\$0	\$0	\$15,870,000

*Status definitions:

- Unidentified: Funding source has not yet been determined
- Identified: Funding source has been found, but not yet requested
- Applied: Grant or loan application has been submitted, or budget has been requested
- Awarded: Grant or loan has been offered but the contract has not yet been signed or budget has not yet been approved by Council
- Encumbered: Project contract has been signed and funds have been allocated to spend on the project

Funding amounts in red reflect sources that are unidentified, identified or anticipated.

CSO Basin 34-2 Underhill, South of Hartson and Regal.

WWM-2014-3

Executive Summary:

Construction of a combined sewer overflow (CSO) storage facilities for CSO Basin 34.

Project Justification:

The storage facility will be sized to store peak volumes during rainfall events and then slowly meter flows back into the sanitary sewer system via a flow control device. This will eliminate overflows from this basin entering the Spokane River during storm events.

Location:

Other Location
Underhill Park

Project Status:

Active
Construction is underway.

External Factors:

Maintenance:

Maintenance of capital facilities, buildings and infrastructure has an impact on a Department's operating budget, and thus routine maintenance costs for new and ongoing projects are identified in the table below.

	2015	2016	2017	2018	2019	2020	Total
Expected Annual Maintenance	\$0	\$0	\$0	\$0	\$0	\$0	\$0

Maintenance Comments:

Wastewater Management / Combined Sewer Overflow Abatement

CSO Basin 34-2 Underhill, South of Hartson and Regal.

WWM-2014-3

Spending:

Project Phase	Spending To Date	Estimated Spending							Total
		2015	2016	2017	2018	2019	2020	6-Year Total	
Construction	\$8,500,000	\$1,100,000	\$0	\$0	\$0	\$0	\$0	\$1,100,000	\$9,600,000
Design	\$1,790,000	\$0	\$0	\$0	\$0	\$0	\$0	\$0	\$1,790,000
Total	\$10,290,000	\$1,100,000	\$0	\$0	\$0	\$0	\$0	\$1,100,000	\$11,390,000

Funding:

Funding Name	Source	Status*	Funding to Date	Estimated Funding						Total
				2015	2016	2017	2018	2019	2020	
Utility Rates	Local	Identified	\$1,790,000	\$0	\$0	\$0	\$0	\$0	\$0	\$1,790,000
WQ SRF	Federal	Encumbered	\$8,500,000	\$1,100,000	\$0	\$0	\$0	\$0	\$0	\$9,600,000
Total			\$10,290,000	\$1,100,000	\$0	\$0	\$0	\$0	\$0	\$11,390,000

*Status definitions:

- Unidentified: Funding source has not yet been determined
- Identified: Funding source has been found, but not yet requested
- Applied: Grant or loan application has been submitted, or budget has been requested
- Awarded: Grant or loan has been offered but the contract has not yet been signed or budget has not yet been approved by Council
- Encumbered: Project contract has been signed and funds have been allocated to spend on the project

Funding amounts in red reflect sources that are unidentified, identified or anticipated.

CSO I03 NW, Northwest Blvd & TJ Meenach.

WWM-2014-12

Executive Summary:

Design and construct a 1,240,000 gallon interceptor protection storage facility.

Project Justification:

IO3 is the main interceptor draining most of the Northeast Portion of the City of Spokane. (Sometimes referred to as the Cochran Basin). Whenever a storm occurs, the sewer system becomes inundated and overflows into the Spokane River. Because there is no overflow to relieve flow to the interceptor, the storage facility is being construction to protect the pipe and allow more combined sewer to be conveyed to the RPWRF.

Location:

Other Location

Northwest Boulevard and T.J.Meenach Drive.

Project Status:

Active

Preliminary design is in process

External Factors:

The final location of this tank is under determination.

Maintenance:

Maintenance of capital facilities, buildings and infrastructure has an impact on a Department's operating budget, and thus routine maintenance costs for new and ongoing projects are identified in the table below.

	2015	2016	2017	2018	2019	2020	Total
Expected Annual Maintenance	\$0	\$0	\$0	\$0	\$0	\$0	\$0

Maintenance Comments:

Wastewater Management / Combined Sewer Overflow Abatement

CSO I03 NW, Northwest Blvd & TJ Meenach.

WWM-2014-12

Spending:

Project Phase	Spending To Date	Estimated Spending							Total
		2015	2016	2017	2018	2019	2020	6-Year Total	
Construction	\$0	\$4,200,000	\$5,000,000	\$0	\$0	\$0	\$0	\$9,200,000	\$9,200,000
Design	\$1,500,000	\$800,000	\$0	\$0	\$0	\$0	\$0	\$800,000	\$2,300,000
Total	\$1,500,000	\$5,000,000	\$5,000,000	\$0	\$0	\$0	\$0	\$10,000,000	\$11,500,000

Funding:

Funding Name	Source	Status*	Funding to Date	Estimated Funding						Total
				2015	2016	2017	2018	2019	2020	
Utility Rates	Local	Identified	\$0	\$4,200,000	\$5,000,000	\$0	\$0	\$0	\$0	\$9,200,000
WQ SRF	Federal	Awarded	\$1,500,000	\$800,000	\$0	\$0	\$0	\$0	\$0	\$2,300,000
Total			\$1,500,000	\$5,000,000	\$5,000,000	\$0	\$0	\$0	\$0	\$11,500,000

*Status definitions:

- Unidentified: Funding source has not yet been determined
- Identified: Funding source has been found, but not yet requested
- Applied: Grant or loan application has been submitted, or budget has been requested
- Awarded: Grant or loan has been offered but the contract has not yet been signed or budget has not yet been approved by Council
- Encumbered: Project contract has been signed and funds have been allocated to spend on the project

Funding amounts in red reflect sources that are unidentified, identified or anticipated.

CSO I04 M Bosch's Lot, Bridge Avenue, Monroe to Lincoln.

WWM-2014-13

Executive Summary:

Construct a interceptor protection storage facility with associated piping and control devices.

Project Justification:

IO4 is the main interceptor draining most of the north portion of the City of Spokane. Whenever a storm occurs, the sewer system becomes inundated and overflows into the Spokane River. Because there is no overflow to relieve flow to the interceptor, the storage facility is being construction to protect the pipe and allow more combined sewer to be conveyed to the RPWRF.

Location:

Other Location

Between Monroe and Lincoln streets North of Bridge Avenue.

Project Status:

Active

This project is in the planning stage.

External Factors:

Maintenance:

Maintenance of capital facilities, buildings and infrastructure has an impact on a Department's operating budget, and thus routine maintenance costs for new and ongoing projects are identified in the table below.

	2015	2016	2017	2018	2019	2020	Total
Expected Annual Maintenance	\$0	\$0	\$0	\$0	\$0	\$0	\$0

Maintenance Comments:

Wastewater Management / Combined Sewer Overflow Abatement

CSO I04 M Bosch's Lot, Bridge Avenue, Monroe to Lincoln.

WWM-2014-13

Spending:

Project Phase	Spending To Date	Estimated Spending							Total
		2015	2016	2017	2018	2019	2020	6-Year Total	
Construction	\$0	\$0	\$2,600,000	\$440,000	\$0	\$0	\$0	\$3,040,000	\$3,040,000
Design	\$0	\$260,000	\$0	\$0	\$0	\$0	\$0	\$260,000	\$260,000
Total	\$0	\$260,000	\$2,600,000	\$440,000	\$0	\$0	\$0	\$3,300,000	\$3,300,000

Funding:

Funding Name	Source	Status*	Funding to Date	Estimated Funding						Total
				2015	2016	2017	2018	2019	2020	
Utility Rates	Local	Identified	\$0	\$0	\$1,779,000	\$440,000	\$0	\$0	\$0	\$2,219,000
WQ SRF	Federal	Awarded	\$0	\$260,000	\$821,000	\$0	\$0	\$0	\$0	\$1,081,000
Total			\$0	\$260,000	\$2,600,000	\$440,000	\$0	\$0	\$0	\$3,300,000

*Status definitions:

- Unidentified: Funding source has not yet been determined
- Identified: Funding source has been found, but not yet requested
- Applied: Grant or loan application has been submitted, or budget has been requested
- Awarded: Grant or loan has been offered but the contract has not yet been signed or budget has not yet been approved by Council
- Encumbered: Project contract has been signed and funds have been allocated to spend on the project

Funding amounts in red reflect sources that are unidentified, identified or anticipated.

CSO I04 W North Bank, Washington Street & Spokane River.

WWM-2014-14

Executive Summary:

Construct a CSO tank with associated control devices and piping.

Project Justification:

The purpose of this project is to meet Ecology regulations to reduce the discharge of untreated sewage to the Spokane River to one discharge per year using a 20 year moving average. The interceptor protector tanks are needed to send more CSO to RPWRF.

Location:

Other Location

North bank of the Spokane river to the West of Washington Street.

Project Status:

Active

This project is at the planning stage.

External Factors:

Coordinate with the park department for possible event conflicts.

Maintenance:

Maintenance of capital facilities, buildings and infrastructure has an impact on a Department's operating budget, and thus routine maintenance costs for new and ongoing projects are identified in the table below.

	2015	2016	2017	2018	2019	2020	Total
Expected Annual Maintenance	\$0	\$0	\$0	\$0	\$0	\$0	\$0

Maintenance Comments:

Wastewater Management / Combined Sewer Overflow Abatement

CSO I04 W North Bank, Washington Street & Spokane River.

WWM-2014-14

Spending:

Project Phase	Spending To Date	Estimated Spending							Total
		2015	2016	2017	2018	2019	2020	6-Year Total	
Construction	\$0	\$0	\$6,000,000	\$3,840,000	\$0	\$0	\$0	\$9,840,000	\$9,840,000
Design	\$0	\$760,000	\$100,000	\$0	\$0	\$0	\$0	\$860,000	\$860,000
Total	\$0	\$760,000	\$6,100,000	\$3,840,000	\$0	\$0	\$0	\$10,700,000	\$10,700,000

Funding:

Funding Name	Source	Status*	Funding to Date	Estimated Funding						Total
				2015	2016	2017	2018	2019	2020	
Utility Rates	Local	Identified	\$0	\$760,000	\$6,100,000	\$3,840,000	\$0	\$0	\$0	\$10,700,000
Total			\$0	\$760,000	\$6,100,000	\$3,840,000	\$0	\$0	\$0	\$10,700,000

*Status definitions:

- Unidentified: Funding source has not yet been determined
- Identified: Funding source has been found, but not yet requested
- Applied: Grant or loan application has been submitted, or budget has been requested
- Awarded: Grant or loan has been offered but the contract has not yet been signed or budget has not yet been approved by Council
- Encumbered: Project contract has been signed and funds have been allocated to spend on the project

Funding amounts in red reflect sources that are unidentified, identified or anticipated.

CSO Regulator Upgrade

WWM-2014-33

Executive Summary:

A vault, pipelines and control valves will be constructed for CSO Basins 23 and 41 will

Project Justification:

The 2013 CSO Plan Amendment determined that large storage facilities would not be necessary in CSO Basins 23 and 41; however, the flow control needs to be changed. This project includes new flow control vaults, weir, and hydroslide valves as recommended the CSO analysis.

Location:

Other Location

CSO 23 - Cedar and Ide; CSO 41 - Rebecca and Upriver

Project Status:

Active

This project combines the CSO Basins 23-1, 23-2 and 41, and is in the planning stage.

External Factors:

Maintenance:

Maintenance of capital facilities, buildings and infrastructure has an impact on a Department's operating budget, and thus routine maintenance costs for new and ongoing projects are identified in the table below.

	2015	2016	2017	2018	2019	2020	Total
Expected Annual Maintenance	\$0	\$0	\$0	\$0	\$0	\$0	\$0

Maintenance Comments:

CSO Regulator Upgrade

WWM-2014-33

Spending:

Project Phase	Spending To Date	Estimated Spending							Total
		2015	2016	2017	2018	2019	2020	6-Year Total	
Construction	\$0	\$0	\$675,000	\$675,000	\$0	\$0	\$0	\$1,350,000	\$1,350,000
Design	\$0	\$0	\$75,000	\$75,000	\$0	\$0	\$0	\$150,000	\$150,000
Total	\$0	\$0	\$750,000	\$750,000	\$0	\$0	\$0	\$1,500,000	\$1,500,000

Funding:

Funding Name	Source	Status*	Funding to Date	Estimated Funding						Total
				2015	2016	2017	2018	2019	2020	
Utility Rates	Local	Applied	\$0	\$0	\$750,000	\$750,000	\$0	\$0	\$0	\$1,500,000
Total			\$0	\$0	\$750,000	\$750,000	\$0	\$0	\$0	\$1,500,000

*Status definitions:

- Unidentified: Funding source has not yet been determined
- Identified: Funding source has been found, but not yet requested
- Applied: Grant or loan application has been submitted, or budget has been requested
- Awarded: Grant or loan has been offered but the contract has not yet been signed or budget has not yet been approved by Council
- Encumbered: Project contract has been signed and funds have been allocated to spend on the project

Funding amounts in red reflect sources that are unidentified, identified or anticipated.

Digester 4 & 5 heating upgrade

WWM-2013-125

Executive Summary:

This project provides a closed-loop primary heating system for the egg-shaped digesters.

Project Justification:

Steam lances are currently used for heating the contents of the egg-shaped digesters. The steam is injected directly into the sludge, which is effective but less energy-efficient than closed-loop systems. This project will install a closed-loop system for heating the solids. Operating a closed-loop heated feed system provides greater operational flexibility for the digesters and extends the service life of the steam generation equipment. Installing this system retains the steam lances to serve as a secondary heating system, which increases reliability.

Location:

Other Location
 RPWRF

Project Status:

Active
 Design will begin in 2017

External Factors:

Council action is required to approve Enterprise Fund Rates in order to fully fund this project.

Maintenance:

Maintenance of capital facilities, buildings and infrastructure has an impact on a Department's operating budget, and thus routine maintenance costs for new and ongoing projects are identified in the table below.

	2015	2016	2017	2018	2019	2020	Total
Expected Annual Maintenance	\$0	\$0	\$0	\$0	\$0	\$0	\$0

Maintenance Comments:

Wastewater Management / Non-packaged Projects

Digester 4 & 5 heating upgrade

WWM-2013-125

Spending:

Project Phase	Spending To Date	Estimated Spending							Total
		2015	2016	2017	2018	2019	2020	6-Year Total	
Construction	\$0	\$0	\$0	\$0	\$1,000,000	\$2,400,000	\$0	\$3,400,000	\$3,400,000
Design	\$0	\$0	\$0	\$600,000	\$0	\$0	\$0	\$600,000	\$600,000
Total	\$0	\$0	\$0	\$600,000	\$1,000,000	\$2,400,000	\$0	\$4,000,000	\$4,000,000

Funding:

Funding Name	Source	Status*	Funding to Date	Estimated Funding						Total
				2015	2016	2017	2018	2019	2020	
Utility Rates	Local	Identified	\$0	\$0	\$0	\$600,000	\$1,000,000	\$2,400,000	\$0	\$4,000,000
Total			\$0	\$0	\$0	\$600,000	\$1,000,000	\$2,400,000	\$0	\$4,000,000

*Status definitions:

- Unidentified: Funding source has not yet been determined
- Identified: Funding source has been found, but not yet requested
- Applied: Grant or loan application has been submitted, or budget has been requested
- Awarded: Grant or loan has been offered but the contract has not yet been signed or budget has not yet been approved by Council
- Encumbered: Project contract has been signed and funds have been allocated to spend on the project

Funding amounts in red reflect sources that are unidentified, identified or anticipated.

General Infrastructure Replacements

WWM-2012-445

Executive Summary:

This program provides funding to perform general infrastructure replacements that are not identified in the Six Year Sewer Construction Plan.

Project Justification:

The project is necessary to enable Wastewater to react to minor infrastructure needs as they arise.

Location:

Other Location

RPWRF

Project Status:

Active

On-going

External Factors:

Council action is required to approve Enterprise Fund Rates in order to fully fund this project.

Maintenance:

Maintenance of capital facilities, buildings and infrastructure has an impact on a Department's operating budget, and thus routine maintenance costs for new and ongoing projects are identified in the table below.

	2015	2016	2017	2018	2019	2020	Total
Expected Annual Maintenance	\$0	\$0	\$0	\$0	\$0	\$0	\$0

Maintenance Comments:

Wastewater Management / Non-packaged Projects

General Infrastructure Replacements

WWM-2012-445

Spending:

Project Phase	Spending To Date	Estimated Spending							Total
		2015	2016	2017	2018	2019	2020	6-Year Total	
Purchases	\$200,000	\$200,000	\$200,000	\$200,000	\$200,000	\$200,000	\$200,000	\$1,200,000	\$1,400,000
Total	\$200,000	\$200,000	\$200,000	\$200,000	\$200,000	\$200,000	\$200,000	\$1,200,000	\$1,400,000

Funding:

Funding Name	Source	Status*	Funding to Date	Estimated Funding						Total
				2015	2016	2017	2018	2019	2020	
Utility Rates	Local	Identified	\$200,000	\$200,000	\$200,000	\$200,000	\$200,000	\$200,000	\$200,000	\$1,400,000
Total			\$200,000	\$200,000	\$200,000	\$200,000	\$200,000	\$200,000	\$200,000	\$1,400,000

*Status definitions:

- Unidentified: Funding source has not yet been determined
- Identified: Funding source has been found, but not yet requested
- Applied: Grant or loan application has been submitted, or budget has been requested
- Awarded: Grant or loan has been offered but the contract has not yet been signed or budget has not yet been approved by Council
- Encumbered: Project contract has been signed and funds have been allocated to spend on the project

Funding amounts in red reflect sources that are unidentified, identified or anticipated.

RPWRF Plant Engineering

WWM-2014-154

Executive Summary:

Ongoing consulting, design and construction support for various upgrades of RPWRF processes, as well as to provide coordination with external projects that affect the RPWRF.

Project Justification:

Many upgrades and repairs at RPWRF are not large enough to warrant being included in a capital project package. They do, however, require coordination with the capital projects and/or with plant operations.

Location:

Other Location

RPWRF

Project Status:

Active

Ongoing.

External Factors:

Maintenance:

Maintenance of capital facilities, buildings and infrastructure has an impact on a Department's operating budget, and thus routine maintenance costs for new and ongoing projects are identified in the table below.

	2015	2016	2017	2018	2019	2020	Total
Expected Annual Maintenance	\$0	\$0	\$0	\$0	\$0	\$0	\$0

Maintenance Comments:

Wastewater Management / Non-packaged Projects

RPWRF Plant Engineering

WWM-2014-154

Spending:

Project Phase	Spending To Date	Estimated Spending							Total
		2015	2016	2017	2018	2019	2020	6-Year Total	
---	\$0	\$512,000	\$771,000	\$512,000	\$512,000	\$2,064,000	\$512,000	\$4,883,000	\$4,883,000
Total	\$0	\$512,000	\$771,000	\$512,000	\$512,000	\$2,064,000	\$512,000	\$4,883,000	\$4,883,000

Funding:

Funding Name	Source	Status*	Funding to Date	Estimated Funding						Total
				2015	2016	2017	2018	2019	2020	
Utility Rates	State	Identified	\$0	\$512,000	\$771,000	\$512,000	\$512,000	\$2,064,000	\$512,000	\$4,883,000
Total			\$0	\$512,000	\$771,000	\$512,000	\$512,000	\$2,064,000	\$512,000	\$4,883,000

*Status definitions:

- Unidentified: Funding source has not yet been determined
- Identified: Funding source has been found, but not yet requested
- Applied: Grant or loan application has been submitted, or budget has been requested
- Awarded: Grant or loan has been offered but the contract has not yet been signed or budget has not yet been approved by Council
- Encumbered: Project contract has been signed and funds have been allocated to spend on the project

Funding amounts in red reflect sources that are unidentified, identified or anticipated.

RPWRF-PMO Administration and Management

WWM-2012-134

Executive Summary:

PMO planning efforts guide the implementation of the facility improvements and overall administration of the RPWRF Phase Two Upgrades Program

Project Justification:

PMO planning efforts guide the implementation of the facility improvements including odor control, permitting, aesthetics, treatment processes, and plant-wide infrastructure. 'PMO' stands for Project Management Office, and it includes program administration, management, and planning for the Water Quality Improvement Program upgrades at the City's Riverside Park Water Reclamation Facility (RPWRF). In addition to capital project implementation, process consulting and plant engineering, the PMO provides planning, organization, scheduling, budgeting, staffing, accounting, invoicing, documentation, record retention, status reporting, office management and, when requested, public outreach for all the improvements and upgrades at the RPWRF. Included in their activities are sub consultant administration and management as well as construction administration and management, including safety management.

Location:

Other Location

RPWRF 4401 N. A.L. White Parkway

Project Status:

Active

This is an ongoing project.

External Factors:

Council action is required to approve Enterprise Fund Rates to fully fund this project.

Maintenance:

Maintenance of capital facilities, buildings and infrastructure has an impact on a Department's operating budget, and thus routine maintenance costs for new and ongoing projects are identified in the table below.

	2015	2016	2017	2018	2019	2020	Total
Expected Annual Maintenance	\$0	\$0	\$0	\$0	\$0	\$0	\$0

Wastewater Management / Non-packaged Projects

RPWRF-PMO Administration and Management

WWM-2012-134

Spending:

Project Phase	Spending To Date	Estimated Spending							Total
		2015	2016	2017	2018	2019	2020	6-Year Total	
Planning	\$2,199,000	\$358,000	\$358,000	\$358,000	\$358,000	\$358,000	\$358,000	\$2,148,000	\$4,347,000
Total	\$2,199,000	\$358,000	\$358,000	\$358,000	\$358,000	\$358,000	\$358,000	\$2,148,000	\$4,347,000

Funding:

Funding Name	Source	Status*	Funding to Date	Estimated Funding						Total
				2015	2016	2017	2018	2019	2020	
Utility Rates	Local	Identified	\$2,199,000	\$358,000	\$358,000	\$358,000	\$358,000	\$358,000	\$358,000	\$4,347,000
Total			\$2,199,000	\$358,000	\$358,000	\$358,000	\$358,000	\$358,000	\$358,000	\$4,347,000

*Status definitions:

- Unidentified: Funding source has not yet been determined
- Identified: Funding source has been found, but not yet requested
- Applied: Grant or loan application has been submitted, or budget has been requested
- Awarded: Grant or loan has been offered but the contract has not yet been signed or budget has not yet been approved by Council
- Encumbered: Project contract has been signed and funds have been allocated to spend on the project

Funding amounts in red reflect sources that are unidentified, identified or anticipated.

3. Digester Gas Compressor Room

WWM-2012-116

Executive Summary:

Once solids are removed from the wastewater, they must be treated to the standards for biosolids reuse. The solids at the RPWRF are pumped to egg shaped digesters and are digested. Solids digestion generates methane gas as a byproduct and the gas line is collected and compressed for use in either heating the solids or for steam generation. The existing gas compressor room has been in service approximately 30 years with some improvements during that time. This project will upgrade equipment to allow the safe collection of the methane gas and safe operation of the system.

Project Justification:

This project will increase the safety and efficiency of the Digester Gas (methane) collection system.

Location:

Other Location

RPWRF 4401 N. A.L. White Parkway

Project Status:

Active

Construction started on the project in 2013 and will continue through 2014. Project closeout anticipated by early 2015.

External Factors:

Council action is required to approve Enterprise Fund Rates to fully fund this project.

Maintenance:

Maintenance of capital facilities, buildings and infrastructure has an impact on a Department's operating budget, and thus routine maintenance costs for new and ongoing projects are identified in the table below.

	2015	2016	2017	2018	2019	2020	Total
Expected Annual Maintenance	\$0	\$0	\$0	\$0	\$0	\$0	\$0

Maintenance Comments:

Wastewater Management / Package B

3. Digester Gas Compressor Room

WWM-2012-116

Spending:

Project Phase	Spending To Date	Estimated Spending							Total
		2015	2016	2017	2018	2019	2020	6-Year Total	
Construction	\$1,197,000	\$229,000	\$0	\$0	\$0	\$0	\$0	\$229,000	\$1,426,000
Total	\$1,197,000	\$229,000	\$0	\$0	\$0	\$0	\$0	\$229,000	\$1,426,000

Funding:

Funding Name	Source	Status*	Funding to Date	Estimated Funding						Total
				2015	2016	2017	2018	2019	2020	
Utility Rates	Local	Identified	\$1,197,000	\$229,000	\$0	\$0	\$0	\$0	\$0	\$1,426,000
Total			\$1,197,000	\$229,000	\$0	\$0	\$0	\$0	\$0	\$1,426,000

*Status definitions:

- Unidentified: Funding source has not yet been determined
- Identified: Funding source has been found, but not yet requested
- Applied: Grant or loan application has been submitted, or budget has been requested
- Awarded: Grant or loan has been offered but the contract has not yet been signed or budget has not yet been approved by Council
- Encumbered: Project contract has been signed and funds have been allocated to spend on the project

Funding amounts in red reflect sources that are unidentified, identified or anticipated.

Digester Facility #3 & Modifications to #4,#5

WWM-2012-126

Executive Summary:

Construction of one additional approximately 2.8 million gallon anaerobic digester. The new digester will be integrated into the digester gallery for operation.

Project Justification:

This project will enhance operations, accommodate increased solids from the Next Level of Treatment, and provide redundancy to meet NPDES permit requirements.

Location:

Other Location

RPWRF - 4401 N. A.L. White Parkway

Project Status:

Active

Construction scheduled to start in 2014.

External Factors:

Council action is required to approve Enterprise Fund Rates in order to fully fund this project.

Maintenance:

Maintenance of capital facilities, buildings and infrastructure has an impact on a Department's operating budget, and thus routine maintenance costs for new and ongoing projects are identified in the table below.

	2015	2016	2017	2018	2019	2020	Total
Expected Annual Maintenance	\$0	\$0	\$0	\$0	\$0	\$0	\$0

Maintenance Comments:

Wastewater Management / Package C

Digester Facility #3 & Modifications to #4,#5

WWM-2012-126

Spending:

Project Phase	Spending To Date	Estimated Spending						Total	
		2015	2016	2017	2018	2019	2020		6-Year Total
Construction	\$2,388,000	\$9,984,000	\$4,208,000	\$0	\$0	\$0	\$0	\$14,192,000	\$16,580,000
Total	\$2,388,000	\$9,984,000	\$4,208,000	\$0	\$0	\$0	\$0	\$14,192,000	\$16,580,000

Funding:

Funding Name	Source	Status*	Funding to Date	Estimated Funding						Total
				2015	2016	2017	2018	2019	2020	
Utility Rates	Local	Identified	\$2,388,000	\$9,984,000	\$4,208,000	\$0	\$0	\$0	\$0	\$16,580,000
Total			\$2,388,000	\$9,984,000	\$4,208,000	\$0	\$0	\$0	\$0	\$16,580,000

*Status definitions:

- Unidentified: Funding source has not yet been determined
- Identified: Funding source has been found, but not yet requested
- Applied: Grant or loan application has been submitted, or budget has been requested
- Awarded: Grant or loan has been offered but the contract has not yet been signed or budget has not yet been approved by Council
- Encumbered: Project contract has been signed and funds have been allocated to spend on the project

Funding amounts in red reflect sources that are unidentified, identified or anticipated.

LID Project

WWM-2014-157

Executive Summary:

Modify existing front parking lot stormwater system to treat runoff vs. discharge to Spokane River. Also, construct green infrastructure demonstration project regarding LID paving, and improve parking in this congested area to mitigate impacts to users of Riverside State Park.

Project Justification:

Project helps achieve City's goals to reduce stormwater pollutant load to the River, and helps alleviate parking issues along A.L.White Parkway.

Location:

Other Location

RPWRF - 4401 N. A.L.White Parkway

Project Status:

Active

Designed, with construction pending acquisition of grant funding.

External Factors:

Pending grant funding, to be applied for in 2014.

Maintenance:

Maintenance of capital facilities, buildings and infrastructure has an impact on a Department's operating budget, and thus routine maintenance costs for new and ongoing projects are identified in the table below.

	2015	2016	2017	2018	2019	2020	Total
Expected Annual Maintenance	\$0	\$0	\$0	\$0	\$0	\$0	\$0

Maintenance Comments:

Wastewater Management / Package D

LID Project

WWM-2014-157

Spending:

Project Phase	Spending To Date	Estimated Spending							Total
		2015	2016	2017	2018	2019	2020	6-Year Total	
---	\$0	\$964,000	\$23,000	\$0	\$0	\$0	\$0	\$987,000	\$987,000
Total	\$0	\$964,000	\$23,000	\$0	\$0	\$0	\$0	\$987,000	\$987,000

Funding:

Funding Name	Source	Status*	Funding to Date	Estimated Funding						Total
				2015	2016	2017	2018	2019	2020	
Grant Funding	State	Unidentified	\$0	\$964,000	\$23,000	\$0	\$0	\$0	\$0	\$987,000
Total			\$0	\$964,000	\$23,000	\$0	\$0	\$0	\$0	\$987,000

*Status definitions:

- Unidentified: Funding source has not yet been determined
- Identified: Funding source has been found, but not yet requested
- Applied: Grant or loan application has been submitted, or budget has been requested
- Awarded: Grant or loan has been offered but the contract has not yet been signed or budget has not yet been approved by Council
- Encumbered: Project contract has been signed and funds have been allocated to spend on the project

Funding amounts in red reflect sources that are unidentified, identified or anticipated.

NLT Box

WWM-2014-155

Executive Summary:

Flow control structure to distribute the flow of secondary effluent to, and occasionally /around, the Next Level of Treatment.

Project Justification:

Secondary effluent must be properly distributed to the Next Level of Treatment facility trains to optimize the removal of pollutants.

Location:

Other Location

RPWRF

Project Status:

Active

Construction is scheduled to begin in 2015

External Factors:

Needed for futures upgrades at RPWRF. Council action is required to approve Enterprise Fund Rates to fully fund this project.

Maintenance:

Maintenance of capital facilities, buildings and infrastructure has an impact on a Department's operating budget, and thus routine maintenance costs for new and ongoing projects are identified in the table below.

	2015	2016	2017	2018	2019	2020	Total
Expected Annual Maintenance	\$0	\$0	\$0	\$0	\$0	\$0	\$0

Maintenance Comments:

Wastewater Management / Package D

NLT Box

WWM-2014-155

Spending:

Project Phase	Spending To Date	Estimated Spending							Total
		2015	2016	2017	2018	2019	2020	6-Year Total	
Construction	\$0	\$1,271,000	\$1,739,000	\$0	\$0	\$0	\$0	\$3,010,000	\$3,010,000
Total	\$0	\$1,271,000	\$1,739,000	\$0	\$0	\$0	\$0	\$3,010,000	\$3,010,000

Funding:

Funding Name	Source	Status*	Funding to Date	Estimated Funding						Total
				2015	2016	2017	2018	2019	2020	
Utility Rates	Local	Identified	\$0	\$1,271,000	\$1,739,000	\$0	\$0	\$0	\$0	\$3,010,000
Total			\$0	\$1,271,000	\$1,739,000	\$0	\$0	\$0	\$0	\$3,010,000

*Status definitions:

- Unidentified: Funding source has not yet been determined
- Identified: Funding source has been found, but not yet requested
- Applied: Grant or loan application has been submitted, or budget has been requested
- Awarded: Grant or loan has been offered but the contract has not yet been signed or budget has not yet been approved by Council
- Encumbered: Project contract has been signed and funds have been allocated to spend on the project

Funding amounts in red reflect sources that are unidentified, identified or anticipated.

Northwest Terrace Pump Station at the RPWRF

WWM-2014-156

Executive Summary:

New pump station within RPWRF to enhance flows from the NW Terrace Pump Station as they enter the headworks.

Project Justification:

Installation of fine screens in the Headworks (to meet biosolids regulations) along with re-routing Interceptor 01 (to reduce hillside pipe vulnerability and accommodate future County flows from North Spokane) caused NW Terrace gravity flows to slow down, leading to sedimentation and odor problems and increased pipe maintenance. This new pump station will eliminate these problems by pumping NW Terrace flows to the Headworks once they reach RPWRF.

Location:

Other Location
 RPWRF

Project Status:

Active
 Construction scheduled to begin in 2015.

External Factors:

Council action is required to approve Enterprise Fund Rates to fully fund this project.

Maintenance:

Maintenance of capital facilities, buildings and infrastructure has an impact on a Department's operating budget, and thus routine maintenance costs for new and ongoing projects are identified in the table below.

	2015	2016	2017	2018	2019	2020	Total
Expected Annual Maintenance	\$0	\$0	\$0	\$0	\$0	\$0	\$0

Maintenance Comments:

Wastewater Management / Package D

Northwest Terrace Pump Station at the RPWRF

WWM-2014-156

Spending:

Project Phase	Spending To Date	Estimated Spending							Total
		2015	2016	2017	2018	2019	2020	6-Year Total	
---	\$0	\$429,000	\$586,000	\$0	\$0	\$0	\$0	\$1,015,000	\$1,015,000
Total	\$0	\$429,000	\$586,000	\$0	\$0	\$0	\$0	\$1,015,000	\$1,015,000

Funding:

Funding Name	Source	Status*	Funding to Date	Estimated Funding						Total
				2015	2016	2017	2018	2019	2020	
Utility Rates	Local	Identified	\$0	\$429,000	\$586,000	\$0	\$0	\$0	\$0	\$1,015,000
Total			\$0	\$429,000	\$586,000	\$0	\$0	\$0	\$0	\$1,015,000

*Status definitions:

- Unidentified: Funding source has not yet been determined
- Identified: Funding source has been found, but not yet requested
- Applied: Grant or loan application has been submitted, or budget has been requested
- Awarded: Grant or loan has been offered but the contract has not yet been signed or budget has not yet been approved by Council
- Encumbered: Project contract has been signed and funds have been allocated to spend on the project

Funding amounts in red reflect sources that are unidentified, identified or anticipated.

Wastewater Management / Package D

Primary Clarifier No. 5

WWM-2012-131

Executive Summary:

Construction of an additional (fifth) primary clarifier.

Project Justification:

This project includes a primary clarifier, solids pumping systems, yard piping and flow splitting for primary treatment. Primary clarifier No. 5 needs to be built before Next Level of Treatment. This project will provide redundancy in the primary treatment system to help remove phosphorus and will accommodate 25 mgd more combined sewer flow through primary and secondary treatment, reducing wet weather impacts at RPWRF.

Location:

Other Location

RPWRF 4401 N. A.L. White Parkway

Project Status:

Active

Design is underway. Construction is scheduled to begin in 2015.

External Factors:

Needed for future upgrades at RPWRF. Council action is required to approve Enterprise Fund Rates to fully fund this project.

Maintenance:

Maintenance of capital facilities, buildings and infrastructure has an impact on a Department's operating budget, and thus routine maintenance costs for new and ongoing projects are identified in the table below.

	2015	2016	2017	2018	2019	2020	Total
Expected Annual Maintenance	\$0	\$0	\$0	\$0	\$0	\$0	\$0

Maintenance Comments:

Wastewater Management / Package D

Primary Clarifier No. 5

WWM-2012-131

Spending:

Project Phase	Spending To Date	Estimated Spending							Total
		2015	2016	2017	2018	2019	2020	6-Year Total	
Construction	\$0	\$6,058,000	\$8,291,000	\$15,000	\$0	\$0	\$0	\$14,364,000	\$14,364,000
Total	\$0	\$6,058,000	\$8,291,000	\$15,000	\$0	\$0	\$0	\$14,364,000	\$14,364,000

Funding:

Funding Name	Source	Status*	Funding to Date	Estimated Funding						Total
				2015	2016	2017	2018	2019	2020	
Utility Rates	Local	Identified	\$0	\$6,058,000	\$8,291,000	\$15,000	\$0	\$0	\$0	\$14,364,000
Total			\$0	\$6,058,000	\$8,291,000	\$15,000	\$0	\$0	\$0	\$14,364,000

*Status definitions:

- Unidentified: Funding source has not yet been determined
- Identified: Funding source has been found, but not yet requested
- Applied: Grant or loan application has been submitted, or budget has been requested
- Awarded: Grant or loan has been offered but the contract has not yet been signed or budget has not yet been approved by Council
- Encumbered: Project contract has been signed and funds have been allocated to spend on the project

Funding amounts in red reflect sources that are unidentified, identified or anticipated.

Solids Recycle Pump Station

WWM-2012-217

Executive Summary:

Construct a pump station to pump solids to Gravity Belt Thickeners.

Project Justification:

A new solids recycle pump station is needed to pump the gravity belt thickener and belt filter press filtrate to the headworks for chemically enhanced primary treatment to reduce the loading to the activated sludge process. The project involves the existing gravity thickener, a tank cover and odor control system, four new pumps in the DT Building, and 24” piping.

Location:

Other Location

RPWRF - 4401 N. A.L. White Parkway

Project Status:

Active

Design to begin in 2013.

External Factors:

Needed to support future upgrades at RPWRF. Council action is required to approve Enterprise Fund Rates to fully fund this project.

Maintenance:

Maintenance of capital facilities, buildings and infrastructure has an impact on a Department’s operating budget, and thus routine maintenance costs for new and ongoing projects are identified in the table below.

	2015	2016	2017	2018	2019	2020	Total
Expected Annual Maintenance	\$0	\$0	\$0	\$0	\$0	\$0	\$0

Maintenance Comments:

Solids Recycle Pump Station

WWM-2012-217

Spending:

Project Phase	Spending To Date	Estimated Spending							Total
		2015	2016	2017	2018	2019	2020	6-Year Total	
Construction	\$0	\$1,496,000	\$2,048,000	\$6,000	\$0	\$0	\$0	\$3,550,000	\$3,550,000
Total	\$0	\$1,496,000	\$2,048,000	\$6,000	\$0	\$0	\$0	\$3,550,000	\$3,550,000

Funding:

Funding Name	Source	Status*	Funding to Date	Estimated Funding						Total
				2015	2016	2017	2018	2019	2020	
Utility Rates	Local	Identified	\$0	\$1,496,000	\$2,048,000	\$6,000	\$0	\$0	\$0	\$3,550,000
Total			\$0	\$1,496,000	\$2,048,000	\$6,000	\$0	\$0	\$0	\$3,550,000

*Status definitions:

- Unidentified: Funding source has not yet been determined
- Identified: Funding source has been found, but not yet requested
- Applied: Grant or loan application has been submitted, or budget has been requested
- Awarded: Grant or loan has been offered but the contract has not yet been signed or budget has not yet been approved by Council
- Encumbered: Project contract has been signed and funds have been allocated to spend on the project

Funding amounts in red reflect sources that are unidentified, identified or anticipated.

Boiler 1-3 Replacement With Blowers

WWM-2014-159

Executive Summary:

Replace digester gas Boilers No 1 through 3

Project Justification:

Existing Boilers No. 1 through 3 are reaching the end of their service life and new units will aid RPWRF's anticipated transition from a high pressure system to a low pressure system.

Location:

Other Location
RPWRF

Project Status:

Active
Preliminary design underway. Construction scheduled to begin 2016.

External Factors:

Council action needed to approve Enterprise Fund rate increases to fully fund this project.

Maintenance:

Maintenance of capital facilities, buildings and infrastructure has an impact on a Department's operating budget, and thus routine maintenance costs for new and ongoing projects are identified in the table below.

	2015	2016	2017	2018	2019	2020	Total
Expected Annual Maintenance	\$0	\$0	\$0	\$0	\$0	\$0	\$0

Maintenance Comments:

Wastewater Management / Package E

Boiler 1-3 Replacement With Blowers

WWM-2014-159

Spending:

Project Phase	Spending To Date	Estimated Spending							Total
		2015	2016	2017	2018	2019	2020	6-Year Total	
---	\$0	\$1,147,000	\$2,356,000	\$793,000	\$0	\$0	\$0	\$4,296,000	\$4,296,000
Total	\$0	\$1,147,000	\$2,356,000	\$793,000	\$0	\$0	\$0	\$4,296,000	\$4,296,000

Funding:

Funding Name	Source	Status*	Funding to Date	Estimated Funding						
				2015	2016	2017	2018	2019	2020	Total
Utility Rates	Local	Identified	\$0	\$1,147,000	\$2,356,000	\$793,000	\$0	\$0	\$0	\$4,296,000
Total			\$0	\$1,147,000	\$2,356,000	\$793,000	\$0	\$0	\$0	\$4,296,000

*Status definitions:

- Unidentified: Funding source has not yet been determined
- Identified: Funding source has been found, but not yet requested
- Applied: Grant or loan application has been submitted, or budget has been requested
- Awarded: Grant or loan has been offered but the contract has not yet been signed or budget has not yet been approved by Council
- Encumbered: Project contract has been signed and funds have been allocated to spend on the project

Funding amounts in red reflect sources that are unidentified, identified or anticipated.

CEPT/Chemical Storage Facility

WWM-2014-152

Executive Summary:

Chemically Enhanced Primary Treatment facility housing a pumping and chemical storage system.

Project Justification:

This project includes a Chemically Enhanced Primary Treatment facility housing a pumping and chemical storage system used to deliver alum and polymer into the wastewater flow stream to remove some phosphorus in the primary clarifiers. CEPT will improve phosphorus removal and enable the activated sludge treatment process to accommodate increased loading from growth and from next level of treatment. The facility will also provide additional maintenance garage space. The purpose of this project is to allow more efficient operation, and provide for more phosphorus removal relating to both Next Level of Treatment and growth.

Location:

Other Location

RPWRF 4401 N. A.L. White Parkway

Project Status:

Active

Design is scheduled to begin in 2013 and construction is scheduled to begin in 2015.

External Factors:

Needed for future upgrades at the RPWRF. Council action is required to approve Enterprise Fund Rates in order to fully fund this project.

Maintenance:

Maintenance of capital facilities, buildings and infrastructure has an impact on a Department's operating budget, and thus routine maintenance costs for new and ongoing projects are identified in the table below.

	2015	2016	2017	2018	2019	2020	Total
Expected Annual Maintenance	\$0	\$0	\$0	\$0	\$0	\$0	\$0

Maintenance Comments:

CEPT/Chemical Storage Facility

WWM-2014-152

Spending:

Project Phase	Spending To Date	Estimated Spending							Total
		2015	2016	2017	2018	2019	2020	6-Year Total	
Design	\$0	\$2,268,000	\$4,659,000	\$1,567,000	\$0	\$0	\$0	\$8,494,000	\$8,494,000
Total	\$0	\$2,268,000	\$4,659,000	\$1,567,000	\$0	\$0	\$0	\$8,494,000	\$8,494,000

Funding:

Funding Name	Source	Status*	Funding to Date	Estimated Funding						Total
				2015	2016	2017	2018	2019	2020	
Utility Rates	Local	Identified	\$0	\$2,268,000	\$4,659,000	\$1,567,000	\$0	\$0	\$0	\$8,494,000
Total			\$0	\$2,268,000	\$4,659,000	\$1,567,000	\$0	\$0	\$0	\$8,494,000

*Status definitions:

- Unidentified: Funding source has not yet been determined
- Identified: Funding source has been found, but not yet requested
- Applied: Grant or loan application has been submitted, or budget has been requested
- Awarded: Grant or loan has been offered but the contract has not yet been signed or budget has not yet been approved by Council
- Encumbered: Project contract has been signed and funds have been allocated to spend on the project

Funding amounts in red reflect sources that are unidentified, identified or anticipated.

Compressor No.3 OR new Blower No. 4 with LP Boiler Burner 4

WWM-2014-160

Executive Summary:

Replace Digester Gas Compressor No. 3 with either a new compressor OR with a new low pressure blower No. 4 and, commensurately, install a low pressure burner in existing Boiler No. 4.

Project Justification:

Compressor No. 3 is at the end of its service life and needs to be replaced with either another compressor OR, if RPWRF transitions to a low-pressure gas system, with a new low-pressure blower, in which case existing Boiler No. 4 must be retrofitted with a low pressure burner.

Location:

Other Location

RPWRF

Project Status:

Active

Preliminary design underway. Construction scheduled to start in 2016.

External Factors:

Council action is required to adopt Enterprise Fund rates to fully fund this project.

Maintenance:

Maintenance of capital facilities, buildings and infrastructure has an impact on a Department's operating budget, and thus routine maintenance costs for new and ongoing projects are identified in the table below.

	2015	2016	2017	2018	2019	2020	Total
Expected Annual Maintenance	\$0	\$0	\$0	\$0	\$0	\$0	\$0

Maintenance Comments:

Wastewater Management / Package E

Compressor No.3 OR new Blower No. 4 with LP Boiler Burner 4

WWM-2014-160

Spending:

Project Phase	Spending To Date	Estimated Spending							Total
		2015	2016	2017	2018	2019	2020	6-Year Total	
---	\$0	\$382,000	\$785,000	\$264,000	\$0	\$0	\$0	\$1,431,000	\$1,431,000
Total	\$0	\$382,000	\$785,000	\$264,000	\$0	\$0	\$0	\$1,431,000	\$1,431,000

Funding:

Funding Name	Source	Status*	Funding to Date	Estimated Funding						
				2015	2016	2017	2018	2019	2020	Total
Utility Rates	Local	Identified	\$0	\$382,000	\$785,000	\$264,000	\$0	\$0	\$0	\$1,431,000
Total			\$0	\$382,000	\$785,000	\$264,000	\$0	\$0	\$0	\$1,431,000

*Status definitions:

- Unidentified: Funding source has not yet been determined
- Identified: Funding source has been found, but not yet requested
- Applied: Grant or loan application has been submitted, or budget has been requested
- Awarded: Grant or loan has been offered but the contract has not yet been signed or budget has not yet been approved by Council
- Encumbered: Project contract has been signed and funds have been allocated to spend on the project

Funding amounts in red reflect sources that are unidentified, identified or anticipated.

CSO Clarifier 6 Improvements

WWM-2014-158

Executive Summary:

Upgrade Clarifier 6 beyond its current capacity to provide more CSO storage..

Project Justification:

Upgrading SC 6 enhances operational flexibility needed for the Next Level of Treatment.

Location:

Other Location

RPWRF

Project Status:

Active

Preliminary design underway. Construction scheduled to begin 2016.

External Factors:

Project is required to support future projects at RPWRF. Council action is required to approve Enterprise Fund rates needed to fully fund this project.

Maintenance:

Maintenance of capital facilities, buildings and infrastructure has an impact on a Department's operating budget, and thus routine maintenance costs for new and ongoing projects are identified in the table below.

	2015	2016	2017	2018	2019	2020	Total
Expected Annual Maintenance	\$0	\$0	\$0	\$0	\$0	\$0	\$0

Maintenance Comments:

CSO Clarifier 6 Improvements

WWM-2014-158

Spending:

Project Phase	Spending To Date	Estimated Spending							Total
		2015	2016	2017	2018	2019	2020	6-Year Total	
Construction	\$0	\$783,000	\$1,608,000	\$541,000	\$0	\$0	\$0	\$2,932,000	\$2,932,000
Total	\$0	\$783,000	\$1,608,000	\$541,000	\$0	\$0	\$0	\$2,932,000	\$2,932,000

Funding:

Funding Name	Source	Status*	Funding to Date	Estimated Funding						Total
				2015	2016	2017	2018	2019	2020	
Utility Rates	Local	Identified	\$0	\$783,000	\$1,608,000	\$541,000	\$0	\$0	\$0	\$2,932,000
Total			\$0	\$783,000	\$1,608,000	\$541,000	\$0	\$0	\$0	\$2,932,000

*Status definitions:

- Unidentified: Funding source has not yet been determined
- Identified: Funding source has been found, but not yet requested
- Applied: Grant or loan application has been submitted, or budget has been requested
- Awarded: Grant or loan has been offered but the contract has not yet been signed or budget has not yet been approved by Council
- Encumbered: Project contract has been signed and funds have been allocated to spend on the project

Funding amounts in red reflect sources that are unidentified, identified or anticipated.

Anoxic Mixing Blades and Pumps Replacement

WWM-2012-402

Spending:

Project Phase	Spending To Date	Estimated Spending							Total
		2015	2016	2017	2018	2019	2020	6-Year Total	
Purchases	\$0	\$0	\$100,000	\$0	\$100,000	\$0	\$0	\$200,000	\$200,000
Total	\$0	\$0	\$100,000	\$0	\$100,000	\$0	\$0	\$200,000	\$200,000

Funding:

Funding Name	Source	Status*	Funding to Date	Estimated Funding						Total
				2015	2016	2017	2018	2019	2020	
Utility Rates	Local	Identified	\$0	\$0	\$100,000	\$0	\$100,000	\$0	\$0	\$200,000
Total			\$0	\$0	\$100,000	\$0	\$100,000	\$0	\$0	\$200,000

*Status definitions:

- Unidentified: Funding source has not yet been determined
- Identified: Funding source has been found, but not yet requested
- Applied: Grant or loan application has been submitted, or budget has been requested
- Awarded: Grant or loan has been offered but the contract has not yet been signed or budget has not yet been approved by Council
- Encumbered: Project contract has been signed and funds have been allocated to spend on the project

Funding amounts in red reflect sources that are unidentified, identified or anticipated.

BioSolids Equipment Replacement

WWM-2012-346

Executive Summary:

Replacement of equipment necessary to transport and apply Biosolids generated at the Riverside Park Water Reclamation Facility. Equipment being replaced includes Biosolids Crew Truck, Biosolids Tractor, Biosolids Front End Loader, Biosolids Dump Truck and Pup, Biosolids Tractor, and Biosolids Dump

Project Justification:

Biosolids generated at the Riverside Park Water Reclamation Facility are applied to private farmland in accordance to Federal and State regulations. Replacement of Biosolids hauling and application equipment is necessary to maintain the reliability necessary to meet Biosolids application regulations

Location:

Other Location

Riverside Park Water Reclamation Facility

Project Status:

Active

In process

External Factors:

Council action is required to approve Enterprise Fund Rates in order to fully fund this project.

Maintenance:

Maintenance of capital facilities, buildings and infrastructure has an impact on a Department's operating budget, and thus routine maintenance costs for new and ongoing projects are identified in the table below.

	2015	2016	2017	2018	2019	2020	Total
Expected Annual Maintenance	\$0	\$0	\$0	\$0	\$0	\$0	\$0

Maintenance Comments:

Maintenance and equipment downtime will be lower with the purchase of new more reliable equipment.

BioSolids Equipment Replacement

WWM-2012-346

Spending:

Project Phase	Spending To Date	Estimated Spending							Total
		2015	2016	2017	2018	2019	2020	6-Year Total	
Purchases	\$0	\$150,000	\$255,000	\$150,000	\$450,000	\$0	\$0	\$1,005,000	\$1,005,000
Total	\$0	\$150,000	\$255,000	\$150,000	\$450,000	\$0	\$0	\$1,005,000	\$1,005,000

Funding:

Funding Name	Source	Status*	Funding to Date	Estimated Funding						Total
				2015	2016	2017	2018	2019	2020	
Utility Rates	Local	Identified	\$0	\$150,000	\$255,000	\$150,000	\$450,000	\$0	\$0	\$1,005,000
Total			\$0	\$150,000	\$255,000	\$150,000	\$450,000	\$0	\$0	\$1,005,000

*Status definitions:

- Unidentified: Funding source has not yet been determined
- Identified: Funding source has been found, but not yet requested
- Applied: Grant or loan application has been submitted, or budget has been requested
- Awarded: Grant or loan has been offered but the contract has not yet been signed or budget has not yet been approved by Council
- Encumbered: Project contract has been signed and funds have been allocated to spend on the project

Funding amounts in red reflect sources that are unidentified, identified or anticipated.

CSO Van Replacement

WWM-2012-400

Executive Summary:

Replacement of CSO flow monitoring and maintenance van

Project Justification:

In order to comply with DPDES requirements and the Sierra Club settlement the City must monitor and regularly inspect CSO overflow regulators.

Location:

Other Location

Riverside Park Water Reclamation Facility

Project Status:

Active

Will move from concept to selection closer to purchase date.

External Factors:

Council action is required to approve Enterprise Fund Rates in order to fully fund this project.

Maintenance:

Maintenance of capital facilities, buildings and infrastructure has an impact on a Department's operating budget, and thus routine maintenance costs for new and ongoing projects are identified in the table below.

	2015	2016	2017	2018	2019	2020	Total
Expected Annual Maintenance	\$0	\$0	\$0	\$0	\$0	\$0	\$0

Maintenance Comments:

Replacement of the existing monitoring van should result in lower maintenance cost and vehicle down time.

CSO Van Replacement

WWM-2012-400

Spending:

Project Phase	Spending To Date	Estimated Spending							Total
		2015	2016	2017	2018	2019	2020	6-Year Total	
Purchases	\$0	\$0	\$75,000	\$0	\$0	\$0	\$0	\$75,000	\$75,000
Total	\$0	\$0	\$75,000	\$0	\$0	\$0	\$0	\$75,000	\$75,000

Funding:

Funding Name	Source	Status*	Funding to Date	Estimated Funding						Total
				2015	2016	2017	2018	2019	2020	
Utility Rates	Local	Identified	\$0	\$0	\$75,000	\$0	\$0	\$0	\$0	\$75,000
Total			\$0	\$0	\$75,000	\$0	\$0	\$0	\$0	\$75,000

*Status definitions:

- Unidentified: Funding source has not yet been determined
- Identified: Funding source has been found, but not yet requested
- Applied: Grant or loan application has been submitted, or budget has been requested
- Awarded: Grant or loan has been offered but the contract has not yet been signed or budget has not yet been approved by Council
- Encumbered: Project contract has been signed and funds have been allocated to spend on the project

Funding amounts in red reflect sources that are unidentified, identified or anticipated.

Major Lab Equipment Replacement

WWM-2012-406

Executive Summary:

Replacement of laboratory equipment at the Riverside Park Water Reclamation Facility. Equipment being replaced includes a metals and nutrient analyzers and a bench spectrometers.

Project Justification:

Replacement of laboratory equipment is necessary to meet lab accreditation standards and to meet testing requirements of the NPDES permit.

Location:

Other Location

Riverside Park Water Reclamation Facility

Project Status:

Active

On-going.

External Factors:

Council action is required to approve Enterprise Fund Rates in order to fully fund this project.

Maintenance:

Maintenance of capital facilities, buildings and infrastructure has an impact on a Department's operating budget, and thus routine maintenance costs for new and ongoing projects are identified in the table below.

	2015	2016	2017	2018	2019	2020	Total
Expected Annual Maintenance	\$0	\$0	\$0	\$0	\$0	\$0	\$0

Maintenance Comments:

Major Lab Equipment Replacement

WWM-2012-406

Spending:

Project Phase	Spending To Date	Estimated Spending							Total
		2015	2016	2017	2018	2019	2020	6-Year Total	
Purchases	\$0	\$60,000	\$68,000	\$0	\$0	\$0	\$0	\$128,000	\$128,000
Total	\$0	\$60,000	\$68,000	\$0	\$0	\$0	\$0	\$128,000	\$128,000

Funding:

Funding Name	Source	Status*	Funding to Date	Estimated Funding						Total
				2015	2016	2017	2018	2019	2020	
Utility Rates	Local	Identified	\$0	\$60,000	\$68,000	\$0	\$0	\$0	\$0	\$128,000
Total			\$0	\$60,000	\$68,000	\$0	\$0	\$0	\$0	\$128,000

*Status definitions:

- Unidentified: Funding source has not yet been determined
- Identified: Funding source has been found, but not yet requested
- Applied: Grant or loan application has been submitted, or budget has been requested
- Awarded: Grant or loan has been offered but the contract has not yet been signed or budget has not yet been approved by Council
- Encumbered: Project contract has been signed and funds have been allocated to spend on the project

Funding amounts in red reflect sources that are unidentified, identified or anticipated.

Serpentex Biosolids Conveyor Rebuild

WWM-2012-354

Executive Summary:

Rebuild of the Serpentex Biosolids Conveyor Systems

Project Justification:

The conveyor systems move solids from the Belt Filter Presses to the Biosolids Trucks for transport. The rebuild of the conveyors is necessary to ensure that Biosolids can be removed and transported from the RPWRF.

Location:

Other Location

Riverside Park Water Reclamation Facility Process Building

Project Status:

Active

Scheduled for 2014.

External Factors:

Council action is required to approve Enterprise Fund Rates in order to fully fund this project.

Maintenance:

Maintenance of capital facilities, buildings and infrastructure has an impact on a Department's operating budget, and thus routine maintenance costs for new and ongoing projects are identified in the table below.

	2015	2016	2017	2018	2019	2020	Total
Expected Annual Maintenance	\$0	\$0	\$0	\$0	\$0	\$0	\$0

Maintenance Comments:

Serpentex Biosolids Conveyor Rebuild

WWM-2012-354

Spending:

Project Phase	Spending To Date	Estimated Spending							Total
		2015	2016	2017	2018	2019	2020	6-Year Total	
Purchases	\$0	\$0	\$60,000	\$0	\$80,000	\$0	\$0	\$140,000	\$140,000
Total	\$0	\$0	\$60,000	\$0	\$80,000	\$0	\$0	\$140,000	\$140,000

Funding:

Funding Name	Source	Status*	Funding to Date	Estimated Funding						Total
				2015	2016	2017	2018	2019	2020	
Utility Rates	Local	Identified	\$0	\$0	\$60,000	\$0	\$80,000	\$0	\$0	\$140,000
Total			\$0	\$0	\$60,000	\$0	\$80,000	\$0	\$0	\$140,000

*Status definitions:

- Unidentified: Funding source has not yet been determined
- Identified: Funding source has been found, but not yet requested
- Applied: Grant or loan application has been submitted, or budget has been requested
- Awarded: Grant or loan has been offered but the contract has not yet been signed or budget has not yet been approved by Council
- Encumbered: Project contract has been signed and funds have been allocated to spend on the project

Funding amounts in red reflect sources that are unidentified, identified or anticipated.

City Wide On- Going Cure In Place Pipe (CIPP) Project

WWM-2012-4

Executive Summary:

Rehabilitation of damaged pipe using a polyester felt liner impregnated with a resin that hardens when heated.

Project Justification:

CIPP(cured in place pipe) is a method that rehabilitates damaged pipe using a polyester felt liner impregnated with a resin that hardens when heated. Essentially, CIPP constructs a new pipe within a damaged pipe without resorting to excavating. Many of the existing older sewers are made of vitrified clay that is susceptible to cracking and/or infiltration at the joints. Excavation to replace sewer pipes in congested streets is very expensive, so using CIPP is a cost-effective method to rehabilitate these types of pipes. The purpose of this project is to reduce operation and maintenance costs by replacing damaged and leaking pipes.

Location:

Other Location

This project will occur throughout the City.

Project Status:

Active

This is an ongoing infrastructure rehabilitation project.

External Factors:

Council action is required to approve Enterprise Fund Rates in order to fully fund this project.

Maintenance:

Maintenance of capital facilities, buildings and infrastructure has an impact on a Department's operating budget, and thus routine maintenance costs for new and ongoing projects are identified in the table below.

	2015	2016	2017	2018	2019	2020	Total
Expected Annual Maintenance	\$0	\$0	\$0	\$0	\$0	\$0	\$0

Maintenance Comments:

Wastewater Management / Sanitary Collection System

City Wide On- Going Cure In Place Pipe (CIPP) Project

WWM-2012-4

Spending:

Project Phase	Spending To Date	Estimated Spending							Total
		2015	2016	2017	2018	2019	2020	6-Year Total	
Construction	\$0	\$400,000	\$400,000	\$400,000	\$400,000	\$400,000	\$400,000	\$2,400,000	\$2,400,000
Total	\$0	\$400,000	\$400,000	\$400,000	\$400,000	\$400,000	\$400,000	\$2,400,000	\$2,400,000

Funding:

Funding Name	Source	Status*	Funding to Date	Estimated Funding						Total
				2015	2016	2017	2018	2019	2020	
Utility Rates	Local	Identified	\$0	\$400,000	\$400,000	\$400,000	\$400,000	\$400,000	\$400,000	\$2,400,000
Total			\$0	\$400,000	\$400,000	\$400,000	\$400,000	\$400,000	\$400,000	\$2,400,000

*Status definitions:

- Unidentified: Funding source has not yet been determined
- Identified: Funding source has been found, but not yet requested
- Applied: Grant or loan application has been submitted, or budget has been requested
- Awarded: Grant or loan has been offered but the contract has not yet been signed or budget has not yet been approved by Council
- Encumbered: Project contract has been signed and funds have been allocated to spend on the project

Funding amounts in red reflect sources that are unidentified, identified or anticipated.

Collection System General Infrastructure Replacement

WWM-2012-447

Executive Summary:

This project provides funding to perform general infrastructure replacements that are not identified in the Six Year Sewer Construction Plan.

Project Justification:

The project is necessary to enable wastewater to react to minor infrastructure needs as they arise.

Location:

Other Location

City Wide

Project Status:

Active

On-going

External Factors:

Council action is required to approve Enterprise Fund Rates in order to fully fund this project.

Maintenance:

Maintenance of capital facilities, buildings and infrastructure has an impact on a Department's operating budget, and thus routine maintenance costs for new and ongoing projects are identified in the table below.

	2015	2016	2017	2018	2019	2020	Total
Expected Annual Maintenance	\$0	\$0	\$0	\$0	\$0	\$0	\$0

Maintenance Comments:

Collection System General Infrastructure Replacement

WWM-2012-447

Spending:

Project Phase	Spending To Date	Estimated Spending							Total
		2015	2016	2017	2018	2019	2020	6-Year Total	
Construction	\$0	\$200,000	\$200,000	\$200,000	\$200,000	\$200,000	\$200,000	\$1,200,000	\$1,200,000
Total	\$0	\$200,000	\$200,000	\$200,000	\$200,000	\$200,000	\$200,000	\$1,200,000	\$1,200,000

Funding:

Funding Name	Source	Status*	Funding to Date	Estimated Funding						Total
				2015	2016	2017	2018	2019	2020	
Utility Rates	Local	Identified	\$0	\$200,000	\$200,000	\$200,000	\$200,000	\$200,000	\$200,000	\$1,200,000
Total			\$0	\$200,000	\$200,000	\$200,000	\$200,000	\$200,000	\$200,000	\$1,200,000

*Status definitions:

- Unidentified: Funding source has not yet been determined
- Identified: Funding source has been found, but not yet requested
- Applied: Grant or loan application has been submitted, or budget has been requested
- Awarded: Grant or loan has been offered but the contract has not yet been signed or budget has not yet been approved by Council
- Encumbered: Project contract has been signed and funds have been allocated to spend on the project

Funding amounts in red reflect sources that are unidentified, identified or anticipated.

Force Main Replacement

WWM-2012-10

Executive Summary:

Replacement of existing plastic pipes with ductile iron.

Project Justification:

Many of the lift station installed in the 1980s and 1990s used plastic (PVC) pipe for their force mains. Recurring line breaks on these plastic force main lines have required expensive emergency repairs. This project is an on-going replacement of these plastic pipes with ductile iron. Replacement is prioritized by the Sewer Maintenance Division based on the condition and location of the plastic force mains. Eventually, all plastic force mains will be replaced with ductile iron pipe. The purpose of this project is to reduce operation and maintenance costs and to reduce expenditures associated with emergency repairs by replacing plastic force mains and reducing the e.

Location:

Other Location

This project will occur throughout the City.

Project Status:

Active

This is an ongoing infrastructure rehabilitation project.

External Factors:

Council action is required to approve Enterprise Fund Rates in order to fully fund this project.

Maintenance:

Maintenance of capital facilities, buildings and infrastructure has an impact on a Department's operating budget, and thus routine maintenance costs for new and ongoing projects are identified in the table below.

	2015	2016	2017	2018	2019	2020	Total
Expected Annual Maintenance	\$0	\$0	\$0	\$0	\$0	\$0	\$0

Maintenance Comments:

Wastewater Management / Sanitary Collection System

Force Main Replacement

WWM-2012-10

Spending:

Project Phase	Spending To Date	Estimated Spending							Total
		2015	2016	2017	2018	2019	2020	6-Year Total	
Construction	\$0	\$150,000	\$150,000	\$150,000	\$150,000	\$150,000	\$150,000	\$900,000	\$900,000
Total	\$0	\$150,000	\$150,000	\$150,000	\$150,000	\$150,000	\$150,000	\$900,000	\$900,000

Funding:

Funding Name	Source	Status*	Funding to Date	Estimated Funding						Total
				2015	2016	2017	2018	2019	2020	
Utility Rates	Local	Identified	\$0	\$150,000	\$150,000	\$150,000	\$150,000	\$150,000	\$150,000	\$900,000
Total			\$0	\$150,000	\$150,000	\$150,000	\$150,000	\$150,000	\$150,000	\$900,000

*Status definitions:

- Unidentified: Funding source has not yet been determined
- Identified: Funding source has been found, but not yet requested
- Applied: Grant or loan application has been submitted, or budget has been requested
- Awarded: Grant or loan has been offered but the contract has not yet been signed or budget has not yet been approved by Council
- Encumbered: Project contract has been signed and funds have been allocated to spend on the project

Funding amounts in red reflect sources that are unidentified, identified or anticipated.

Infrastructure Upgrade - Public

WWM-2012-7

Executive Summary:

Replacement and/or upgrade of sewer facilities by coordinating with other City infrastructure work.

Project Justification:

The Wastewater Management Department coordinates with other City infrastructure work on an ongoing basis. When sewer or stormwater facilities are within other City projects, the Department evaluates these facilities for upgrade or replacement. For example: in conjunction with a road project, the Department funds the replacement of shallow vitrified clay pipe, broken or cracked pipes, and deteriorated manholes including replacement of worn surface cast iron rings and covers. These facility replacements and upgrades are funded through this project and paid for through separate schedules as part of the larger City improvement. The purpose of this project is to reduce overall project costs by combining sewer upgrades with other City projects.

Location:

Other Location

These projects will occur at various locations throughout the City.

Project Status:

Active

This is an ongoing infrastructure upgrade project. With the integrated approach to complete streets, funds are needed to upgrade and or replace lines as necessary in conjunction with other City projects..

External Factors:

These projects are associate with other City projects. Funds will be expended in relation to the timing of the other City other projects. Council action is required to approve Enterprise Fund Rates in order to fully fund this project.

Maintenance:

Maintenance of capital facilities, buildings and infrastructure has an impact on a Department's operating budget, and thus routine maintenance costs for new and ongoing projects are identified in the table below.

	2015	2016	2017	2018	2019	2020	Total
Expected Annual Maintenance	\$0	\$0	\$0	\$0	\$0	\$0	\$0

Maintenance Comments:

Wastewater Management / Sanitary Collection System

Infrastructure Upgrade - Public

WWM-2012-7

Spending:

Project Phase	Spending To Date	Estimated Spending							Total
		2015	2016	2017	2018	2019	2020	6-Year Total	
Construction	\$0	\$175,000	\$175,000	\$175,000	\$175,000	\$175,000	\$175,000	\$1,050,000	\$1,050,000
Total	\$0	\$175,000	\$175,000	\$175,000	\$175,000	\$175,000	\$175,000	\$1,050,000	\$1,050,000

Funding:

Funding Name	Source	Status*	Funding to Date	Estimated Funding						Total
				2015	2016	2017	2018	2019	2020	
Utility Rates	Local	Identified	\$0	\$175,000	\$175,000	\$175,000	\$175,000	\$175,000	\$175,000	\$1,050,000
Total			\$0	\$175,000	\$175,000	\$175,000	\$175,000	\$175,000	\$175,000	\$1,050,000

*Status definitions:

- Unidentified: Funding source has not yet been determined
- Identified: Funding source has been found, but not yet requested
- Applied: Grant or loan application has been submitted, or budget has been requested
- Awarded: Grant or loan has been offered but the contract has not yet been signed or budget has not yet been approved by Council
- Encumbered: Project contract has been signed and funds have been allocated to spend on the project

Funding amounts in red reflect sources that are unidentified, identified or anticipated.

Joint City-County Marion Haye Intertie

WWM-2012-277

Executive Summary:

This project will construct a gravity sewer pipe from North Pointe lift station to Spokane County's Marion Haye Lift Station.

Project Justification:

This project will reduce operation and maintenance costs by eliminating a lift station.

Location:

Other Location

North Spokane

Project Status:

Active

The start of this project is pending the completion of two other projects. Construction on this project is expected to start in 2016 with design in 2015.

External Factors:

Completion of the Broad Avenue cross over and the Broad Avenue and Assembly connection point are necessary for construction of this project. Council action is required to approve Enterprise Fund Rates in order to fully fund this project.

Maintenance:

Maintenance of capital facilities, buildings and infrastructure has an impact on a Department's operating budget, and thus routine maintenance costs for new and ongoing projects are identified in the table below.

	2015	2016	2017	2018	2019	2020	Total
Expected Annual Maintenance	\$0	\$0	\$0	\$0	\$0	\$0	\$0

Maintenance Comments:

Joint City-County Marion Haye Intertie

WWM-2012-277

Spending:

Project Phase	Spending To Date	Estimated Spending							Total
		2015	2016	2017	2018	2019	2020	6-Year Total	
Construction	\$0	\$0	\$979,000	\$0	\$0	\$0	\$0	\$979,000	\$979,000
Design	\$0	\$100,000	\$0	\$0	\$0	\$0	\$0	\$100,000	\$100,000
Total	\$0	\$100,000	\$979,000	\$0	\$0	\$0	\$0	\$1,079,000	\$1,079,000

Funding:

Funding Name	Source	Status*	Funding to Date	Estimated Funding						Total
				2015	2016	2017	2018	2019	2020	
Utility Rates	Local	Identified	\$0	\$100,000	\$979,000	\$0	\$0	\$0	\$0	\$1,079,000
Total			\$0	\$100,000	\$979,000	\$0	\$0	\$0	\$0	\$1,079,000

*Status definitions:

- Unidentified: Funding source has not yet been determined
- Identified: Funding source has been found, but not yet requested
- Applied: Grant or loan application has been submitted, or budget has been requested
- Awarded: Grant or loan has been offered but the contract has not yet been signed or budget has not yet been approved by Council
- Encumbered: Project contract has been signed and funds have been allocated to spend on the project

Funding amounts in red reflect sources that are unidentified, identified or anticipated.

Large Line H2S Rehabilitation

WWM-2012-276

Executive Summary:

Line large sewer pipes that have been damaged by hydrogen sulfide with the CIPP (cured in place pipe) process.

Project Justification:

Hydrogen sulfide is eroding many of the concrete sewer pipes within the City. This erosion is occurring to the extent that pipes are collapsing because of it. These pipes which are eroded will be lined with an inert material.

Location:

Other Location

These projects occur throughout the City.

Project Status:

Active

The project was started in 2013. The first large lines were completed in 2014 and WWM is currently researching best practices for reducing the Hydrogen Sulfide problem.

External Factors:

Council action is required to approve Enterprise Fund Rates in order to fully fund this project.

Maintenance:

Maintenance of capital facilities, buildings and infrastructure has an impact on a Department's operating budget, and thus routine maintenance costs for new and ongoing projects are identified in the table below.

	2015	2016	2017	2018	2019	2020	Total
Expected Annual Maintenance	\$0	\$0	\$0	\$0	\$0	\$0	\$0

Maintenance Comments:

Wastewater Management / Sanitary Collection System

Large Line H2S Rehabilitation

WWM-2012-276

Spending:

Project Phase	Spending To Date	Estimated Spending							Total
		2015	2016	2017	2018	2019	2020	6-Year Total	
Construction	\$750,000	\$500,000	\$400,000	\$250,000	\$250,000	\$250,000	\$250,000	\$1,900,000	\$2,650,000
Total	\$750,000	\$500,000	\$400,000	\$250,000	\$250,000	\$250,000	\$250,000	\$1,900,000	\$2,650,000

Funding:

Funding Name	Source	Status*	Funding to Date	Estimated Funding						Total
				2015	2016	2017	2018	2019	2020	
Utility Rates	Local	Identified	\$750,000	\$500,000	\$400,000	\$250,000	\$250,000	\$250,000	\$250,000	\$2,650,000
Total			\$750,000	\$500,000	\$400,000	\$250,000	\$250,000	\$250,000	\$250,000	\$2,650,000

*Status definitions:

- Unidentified: Funding source has not yet been determined
- Identified: Funding source has been found, but not yet requested
- Applied: Grant or loan application has been submitted, or budget has been requested
- Awarded: Grant or loan has been offered but the contract has not yet been signed or budget has not yet been approved by Council
- Encumbered: Project contract has been signed and funds have been allocated to spend on the project

Funding amounts in red reflect sources that are unidentified, identified or anticipated.

Lift Station Repair and Upgrade

WWM-2012-12

Executive Summary:

Repairs and/or upgrades existing lift stations.

Project Justification:

This project repairs and/or upgrades existing lift stations because either the pumps and/or control equipment require excessive maintenance. Upgrades may also include above-ground facilities to address the new confined-space safety issues of lift stations in underground vaults. Clarke Street, Rossmor and Wind River Lift Stations have been identified for upgrade in 2015 Through 2017. The purpose of this project is to reduce operation and maintenance costs by rehabilitating lift stations. Design occurs within a year of bidding

Location:

Other Location

This project will occur throughout the City. Clarke Avenue Lift Station, Wind River Lift Station and Rossmor Ridge Lift Station are the next scheduled locations

Project Status:

Active

This is an ongoing maintenance project.

External Factors:

Council action is required to approve Enterprise Fund Rates in order to fully fund this project.

Maintenance:

Maintenance of capital facilities, buildings and infrastructure has an impact on a Department's operating budget, and thus routine maintenance costs for new and ongoing projects are identified in the table below.

	2015	2016	2017	2018	2019	2020	Total
Expected Annual Maintenance	\$0	\$0	\$0	\$0	\$0	\$0	\$0

Maintenance Comments:

Wastewater Management / Sanitary Collection System

Lift Station Repair and Upgrade

WWM-2012-12

Spending:

Project Phase	Spending To Date	Estimated Spending							Total
		2015	2016	2017	2018	2019	2020	6-Year Total	
Construction	\$0	\$350,000	\$250,000	\$200,000	\$0	\$0	\$0	\$800,000	\$800,000
Total	\$0	\$350,000	\$250,000	\$200,000	\$0	\$0	\$0	\$800,000	\$800,000

Funding:

Funding Name	Source	Status*	Funding to Date	Estimated Funding						Total
				2015	2016	2017	2018	2019	2020	
Utility Rates	Local	Identified	\$0	\$350,000	\$250,000	\$200,000	\$0	\$0	\$0	\$800,000
Total			\$0	\$350,000	\$250,000	\$200,000	\$0	\$0	\$0	\$800,000

*Status definitions:

- Unidentified: Funding source has not yet been determined
- Identified: Funding source has been found, but not yet requested
- Applied: Grant or loan application has been submitted, or budget has been requested
- Awarded: Grant or loan has been offered but the contract has not yet been signed or budget has not yet been approved by Council
- Encumbered: Project contract has been signed and funds have been allocated to spend on the project

Funding amounts in red reflect sources that are unidentified, identified or anticipated.

Post Street Bridge Rehabilitation

WWM-2013-138

Executive Summary:

Replacement of the old 54-inch steel pipe with 450 feet of 60-inch ductile iron pipe within the Post Street Bridge. A Structural evaluation of the bridge will determine the appropriate multi-modal use and utility loading.

Project Justification:

The Post Street Bridge, located immediately north of City Hall, carries a 54-inch sewer interceptor that transports sewage from the south side of the river to the north side. The City Public Works Department plans a significant rehabilitation of the Post Street Bridge. Included with the Post Street Bridge rehabilitation is replacement or reline of the old 54-inch steel pipe with 450 feet of 60-inch ductile iron pipe, as well as manhole replacement on both river banks. This project will be constructed in coordination with the bridge rehabilitation project. The existing pipe has the potential to leak raw sewage into the Spokane River.

Location:

Other Location
Post Street Bridge

Project Status:

Active
Design on the project is planned to start in 2015.

External Factors:

This project is dependant on the reconstruction of the Post Street Bridge. If the bridge project is delayed or accelerated this project would have to follow suit. Council action is required to approve Enterprise Fund Rates in order to fully fund this project.

Maintenance:

Maintenance of capital facilities, buildings and infrastructure has an impact on a Department's operating budget, and thus routine maintenance costs for new and ongoing projects are identified in the table below.

	2015	2016	2017	2018	2019	2020	Total
Expected Annual Maintenance	\$0	\$0	\$0	\$0	\$0	\$0	\$0

Maintenance Comments:

Wastewater Management / Sanitary Collection System

Post Street Bridge Rehabilitation

WWM-2013-138

Spending:

Project Phase	Spending To Date	Estimated Spending							Total
		2015	2016	2017	2018	2019	2020	6-Year Total	
Construction	\$0	\$0	\$150,000	\$0	\$0	\$0	\$0	\$150,000	\$150,000
Design	\$0	\$10,000	\$0	\$0	\$0	\$0	\$0	\$10,000	\$10,000
Total	\$0	\$10,000	\$150,000	\$0	\$0	\$0	\$0	\$160,000	\$160,000

Funding:

Funding Name	Source	Status*	Funding to Date	Estimated Funding						Total
				2015	2016	2017	2018	2019	2020	
Utility Rates	Local	Identified	\$0	\$10,000	\$150,000	\$0	\$0	\$0	\$0	\$160,000
Total			\$0	\$10,000	\$150,000	\$0	\$0	\$0	\$0	\$160,000

*Status definitions:

- Unidentified: Funding source has not yet been determined
- Identified: Funding source has been found, but not yet requested
- Applied: Grant or loan application has been submitted, or budget has been requested
- Awarded: Grant or loan has been offered but the contract has not yet been signed or budget has not yet been approved by Council
- Encumbered: Project contract has been signed and funds have been allocated to spend on the project

Funding amounts in red reflect sources that are unidentified, identified or anticipated.

Rehabilitation Projects

WWM-2012-13

Executive Summary:

Construction for unscheduled repairs.

Project Justification:

This project makes funds available for emergency repairs from external or internal damaged pipe.

Location:

Other Location

This project will occur throughout the City.

Project Status:

Active

This is an ongoing maintenance project.

External Factors:

Council action is required to approve Enterprise Fund Rates in order to fully fund this project.

Maintenance:

Maintenance of capital facilities, buildings and infrastructure has an impact on a Department's operating budget, and thus routine maintenance costs for new and ongoing projects are identified in the table below.

	2015	2016	2017	2018	2019	2020	Total
Expected Annual Maintenance	\$0	\$0	\$0	\$0	\$0	\$0	\$0

Maintenance Comments:

Rehabilitation Projects

WWM-2012-13

Spending:

Project Phase	Spending To Date	Estimated Spending							Total
		2015	2016	2017	2018	2019	2020	6-Year Total	
Construction	\$0	\$250,000	\$250,000	\$250,000	\$250,000	\$250,000	\$250,000	\$1,500,000	\$1,500,000
Total	\$0	\$250,000	\$250,000	\$250,000	\$250,000	\$250,000	\$250,000	\$1,500,000	\$1,500,000

Funding:

Funding Name	Source	Status*	Funding to Date	Estimated Funding						Total
				2015	2016	2017	2018	2019	2020	
Utility Rates	Local	Identified	\$0	\$250,000	\$250,000	\$250,000	\$250,000	\$250,000	\$250,000	\$1,500,000
Total			\$0	\$250,000	\$250,000	\$250,000	\$250,000	\$250,000	\$250,000	\$1,500,000

*Status definitions:

- Unidentified: Funding source has not yet been determined
- Identified: Funding source has been found, but not yet requested
- Applied: Grant or loan application has been submitted, or budget has been requested
- Awarded: Grant or loan has been offered but the contract has not yet been signed or budget has not yet been approved by Council
- Encumbered: Project contract has been signed and funds have been allocated to spend on the project

Funding amounts in red reflect sources that are unidentified, identified or anticipated.

River Inflow and Infiltration (I/I) Reduction

WWM-2014-113

Executive Summary:

The City has found by line monitoring that portions of the interceptor system along the river built prior to 1950 allow River water via increased ground water levels to flow through joints and cracks into the City system. This project will use CIPP (cured in place pipe) techniques to reline these

Project Justification:

With the next level of treatment currently under design for the Riverside Park Water Reclamation Facility, and the ongoing CSO projects reducing non wastewater flows is essential. Additionally if this water does not enter the interceptor system it will not require treatment and thus plant costs are lowered.

Location:

Other Location

Most of the work will be preformed around the intersection of Front and Erie and Mallon and Hogan. Approximately 5280 feet of lines ranging from 15 inch to 36 inch in diameter.

Project Status:

Active

River influence into the City interceptor system has been ongoing and now the Wastewater Management has identified specific areas of the system needing rehabilitation.

External Factors:

Maintenance:

Maintenance of capital facilities, buildings and infrastructure has an impact on a Department's operating budget, and thus routine maintenance costs for new and ongoing projects are identified in the table below.

	2015	2016	2017	2018	2019	2020	Total
Expected Annual Maintenance	\$0	\$0	\$0	\$0	\$0	\$0	\$0

Maintenance Comments:

Wastewater Management / Sanitary Collection System

River Inflow and Infiltration (I/I) Reduction

WWM-2014-113

Spending:

Project Phase	Spending To Date	Estimated Spending							Total
		2015	2016	2017	2018	2019	2020	6-Year Total	
Construction	\$0	\$500,000	\$1,500,000	\$750,000	\$0	\$0	\$0	\$2,750,000	\$2,750,000
Total	\$0	\$500,000	\$1,500,000	\$750,000	\$0	\$0	\$0	\$2,750,000	\$2,750,000

Funding:

Funding Name	Source	Status*	Funding to Date	Estimated Funding						
				2015	2016	2017	2018	2019	2020	Total
Utility Rates	Local	Identified	\$0	\$500,000	\$1,500,000	\$750,000	\$0	\$0	\$0	\$2,750,000
Total			\$0	\$500,000	\$1,500,000	\$750,000	\$0	\$0	\$0	\$2,750,000

*Status definitions:

- Unidentified: Funding source has not yet been determined
- Identified: Funding source has been found, but not yet requested
- Applied: Grant or loan application has been submitted, or budget has been requested
- Awarded: Grant or loan has been offered but the contract has not yet been signed or budget has not yet been approved by Council
- Encumbered: Project contract has been signed and funds have been allocated to spend on the project

Funding amounts in red reflect sources that are unidentified, identified or anticipated.

STEP Projects

WWM-2012-11

Executive Summary:

Eliminate septic tanks by connecting homes and businesses to the existing sewer.

Project Justification:

The term 'STEP' is an acronym for 'Septic Tank Elimination Program.' The City has numerous isolated pockets of properties using septic tanks. This project will construct small lateral extensions to connect to the sewer. Construction will be scheduled when project are identified. Potentially more septic tanks will qualify for elimination with the additional of the West Plains to the City. The purpose of this project is to protect Aquifer water quality by eliminating septic tanks.

Location:

Other Location

This project will occur throughout the City.

Project Status:

Active

This is an ongoing maintenance project.

External Factors:

Council action is required to approve Enterprise Fund Rates in order to fully fund this project.

Maintenance:

Maintenance of capital facilities, buildings and infrastructure has an impact on a Department's operating budget, and thus routine maintenance costs for new and ongoing projects are identified in the table below.

	2015	2016	2017	2018	2019	2020	Total
Expected Annual Maintenance	\$0	\$0	\$0	\$0	\$0	\$0	\$0

Maintenance Comments:

Wastewater Management / Sanitary Collection System

STEP Projects

WWM-2012-11

Spending:

Project Phase	Spending To Date	Estimated Spending							Total
		2015	2016	2017	2018	2019	2020	6-Year Total	
Construction	\$0	\$50,000	\$50,000	\$50,000	\$50,000	\$50,000	\$50,000	\$300,000	\$300,000
Total	\$0	\$50,000	\$50,000	\$50,000	\$50,000	\$50,000	\$50,000	\$300,000	\$300,000

Funding:

Funding Name	Source	Status*	Funding to Date	Estimated Funding						Total
				2015	2016	2017	2018	2019	2020	
Utility Rates	---	Unidentified	\$0	\$50,000	\$50,000	\$50,000	\$50,000	\$50,000	\$50,000	\$300,000
Total			\$0	\$50,000	\$50,000	\$50,000	\$50,000	\$50,000	\$50,000	\$300,000

*Status definitions:

- Unidentified: Funding source has not yet been determined
- Identified: Funding source has been found, but not yet requested
- Applied: Grant or loan application has been submitted, or budget has been requested
- Awarded: Grant or loan has been offered but the contract has not yet been signed or budget has not yet been approved by Council
- Encumbered: Project contract has been signed and funds have been allocated to spend on the project

Funding amounts in red reflect sources that are unidentified, identified or anticipated.

Wastewater Management / Sewer Maintenance

2 - 10 yard dump trucks 2017

WWM-2014-124

Executive Summary:

Replacement vehicles

Project Justification:

Maintain City Infrastructure

Location:

Other Location

City wide

Project Status:

Active

Completion of work for the rehabilitation and restoration of stormwater and sanitary sewer infrastructure.

External Factors:

Maintenance:

Maintenance of capital facilities, buildings and infrastructure has an impact on a Department's operating budget, and thus routine maintenance costs for new and ongoing projects are identified in the table below.

	2015	2016	2017	2018	2019	2020	Total
Expected Annual Maintenance	\$0	\$0	\$0	\$250	\$250	\$250	\$750

Maintenance Comments:

Wastewater Management / Sewer Maintenance

2 - 10 yard dump trucks 2017

WWM-2014-124

Spending:

Project Phase	Spending To Date	Estimated Spending							Total
		2015	2016	2017	2018	2019	2020	6-Year Total	
Purchases	\$0	\$0	\$0	\$500,000	\$0	\$0	\$0	\$500,000	\$500,000
Total	\$0	\$0	\$0	\$500,000	\$0	\$0	\$0	\$500,000	\$500,000

Funding:

Funding Name	Source	Status*	Funding to Date	Estimated Funding						Total
				2015	2016	2017	2018	2019	2020	
Utility Rates	Local	Identified	\$0	\$0	\$0	\$500,000	\$0	\$0	\$0	\$500,000
Total			\$0	\$0	\$0	\$500,000	\$0	\$0	\$0	\$500,000

*Status definitions:

- Unidentified: Funding source has not yet been determined
- Identified: Funding source has been found, but not yet requested
- Applied: Grant or loan application has been submitted, or budget has been requested
- Awarded: Grant or loan has been offered but the contract has not yet been signed or budget has not yet been approved by Council
- Encumbered: Project contract has been signed and funds have been allocated to spend on the project

Funding amounts in red reflect sources that are unidentified, identified or anticipated.

Wastewater Management / Sewer Maintenance

Service Truck 2017

WWM-2012-430

Executive Summary:

This truck is used to maintain the existing collection systems and is utilized for responding to citizen calls for service and emergency response calls during the day.

Project Justification:

To maintain the capacity of the existing infrastructure.

Location:

Other Location
909 E. Sprague

Project Status:

Active
Replacement Vehicle

External Factors:

Council action is required to approve Enterprise Fund Rates in order to fully fund this project.

Maintenance:

Maintenance of capital facilities, buildings and infrastructure has an impact on a Department's operating budget, and thus routine maintenance costs for new and ongoing projects are identified in the table below.

	2015	2016	2017	2018	2019	2020	Total
Expected Annual Maintenance	\$0	\$0	\$0	\$0	\$0	\$0	\$0

Maintenance Comments:

Wastewater Management / Sewer Maintenance

Service Truck 2017

WWM-2012-430

Spending:

Project Phase	Spending To Date	Estimated Spending							Total
		2015	2016	2017	2018	2019	2020	6-Year Total	
Purchases	\$0	\$0	\$0	\$150,000	\$0	\$0	\$0	\$150,000	\$150,000
Total	\$0	\$0	\$0	\$150,000	\$0	\$0	\$0	\$150,000	\$150,000

Funding:

Funding Name	Source	Status*	Funding to Date	Estimated Funding						Total
				2015	2016	2017	2018	2019	2020	
Utility Rates	Local	Identified	\$0	\$0	\$0	\$150,000	\$0	\$0	\$0	\$150,000
Total			\$0	\$0	\$0	\$150,000	\$0	\$0	\$0	\$150,000

*Status definitions:

- Unidentified: Funding source has not yet been determined
- Identified: Funding source has been found, but not yet requested
- Applied: Grant or loan application has been submitted, or budget has been requested
- Awarded: Grant or loan has been offered but the contract has not yet been signed or budget has not yet been approved by Council
- Encumbered: Project contract has been signed and funds have been allocated to spend on the project

Funding amounts in red reflect sources that are unidentified, identified or anticipated.

Wastewater Management / Sewer Maintenance

Bucket Machines 2016

WWM-2014-137

Executive Summary:

These machines are used to clean large line sewers. They can also maintain lines that cannot be reached with a Hydro and remove large obstacles from deep sewer lines.

Project Justification:

To maintain the capacity of the interceptor sewer pipes.

Location:

Other Location

909 E. Sprague City Wide

Project Status:

Active

New/replacement purchase

External Factors:

Maintenance:

Maintenance of capital facilities, buildings and infrastructure has an impact on a Department's operating budget, and thus routine maintenance costs for new and ongoing projects are identified in the table below.

	2015	2016	2017	2018	2019	2020	Total
Expected Annual Maintenance	\$0	\$0	\$0	\$0	\$100	\$100	\$200

Maintenance Comments:

Wastewater Management / Sewer Maintenance

Bucket Machines 2016

WWM-2014-137

Spending:

Project Phase	Spending To Date	Estimated Spending							Total
		2015	2016	2017	2018	2019	2020	6-Year Total	
Purchases	\$0	\$0	\$100,000	\$0	\$0	\$0	\$0	\$100,000	\$100,000
Total	\$0	\$0	\$100,000	\$0	\$0	\$0	\$0	\$100,000	\$100,000

Funding:

Funding Name	Source	Status*	Funding to Date	Estimated Funding						Total
				2015	2016	2017	2018	2019	2020	
Utility Rates	Local	Identified	\$0	\$0	\$100,000	\$0	\$0	\$0	\$0	\$100,000
Total			\$0	\$0	\$100,000	\$0	\$0	\$0	\$0	\$100,000

*Status definitions:

- Unidentified: Funding source has not yet been determined
- Identified: Funding source has been found, but not yet requested
- Applied: Grant or loan application has been submitted, or budget has been requested
- Awarded: Grant or loan has been offered but the contract has not yet been signed or budget has not yet been approved by Council
- Encumbered: Project contract has been signed and funds have been allocated to spend on the project

Funding amounts in red reflect sources that are unidentified, identified or anticipated.

Wastewater Management / Sewer Maintenance

Catch Basin Truck 2015

WWM-2012-419

Executive Summary:

This truck is used to pump catch basins and maintain storm infrastructure throughout the City.

Project Justification:

To maintain the capacity of the stormwater collection system.

Location:

Other Location

909 E. Sprague

Project Status:

Active

Replacement Purchase

External Factors:

Council action is required to approve Enterprise Fund Rates in order to fully fund this project.

Maintenance:

Maintenance of capital facilities, buildings and infrastructure has an impact on a Department's operating budget, and thus routine maintenance costs for new and ongoing projects are identified in the table below.

	2015	2016	2017	2018	2019	2020	Total
Expected Annual Maintenance	\$0	\$500	\$500	\$750	\$750	\$1,000	\$3,500

Maintenance Comments:

Wastewater Management / Sewer Maintenance

Catch Basin Truck 2015

WWM-2012-419

Spending:

Project Phase	Spending To Date	Estimated Spending							Total
		2015	2016	2017	2018	2019	2020	6-Year Total	
Purchases	\$0	\$300,000	\$0	\$0	\$0	\$0	\$0	\$300,000	\$300,000
Total	\$0	\$300,000	\$0	\$0	\$0	\$0	\$0	\$300,000	\$300,000

Funding:

Funding Name	Source	Status*	Funding to Date	Estimated Funding						Total
				2015	2016	2017	2018	2019	2020	
Utility Rates	Local	Identified	\$0	\$300,000	\$0	\$0	\$0	\$0	\$0	\$300,000
Total			\$0	\$300,000	\$0	\$0	\$0	\$0	\$0	\$300,000

*Status definitions:

- Unidentified: Funding source has not yet been determined
- Identified: Funding source has been found, but not yet requested
- Applied: Grant or loan application has been submitted, or budget has been requested
- Awarded: Grant or loan has been offered but the contract has not yet been signed or budget has not yet been approved by Council
- Encumbered: Project contract has been signed and funds have been allocated to spend on the project

Funding amounts in red reflect sources that are unidentified, identified or anticipated.

Wastewater Management / Sewer Maintenance

Catch Basin truck 2016

WWM-2014-125

Executive Summary:

Replacement vehicle

Project Justification:

Maintain storm water catch basins throughout the city.

Location:

Other Location

city wide

Project Status:

Active

New/Replacement Purchase

External Factors:

Maintenance:

Maintenance of capital facilities, buildings and infrastructure has an impact on a Department's operating budget, and thus routine maintenance costs for new and ongoing projects are identified in the table below.

	2015	2016	2017	2018	2019	2020	Total
Expected Annual Maintenance	\$0	\$0	\$250	\$250	\$250	\$250	\$1,000

Maintenance Comments:

Wastewater Management / Sewer Maintenance

Catch Basin truck 2016

WWM-2014-125

Spending:

Project Phase	Spending To Date	Estimated Spending							Total
		2015	2016	2017	2018	2019	2020	6-Year Total	
Purchases	\$0	\$0	\$300,000	\$0	\$0	\$0	\$0	\$300,000	\$300,000
Total	\$0	\$0	\$300,000	\$0	\$0	\$0	\$0	\$300,000	\$300,000

Funding:

Funding Name	Source	Status*	Funding to Date	Estimated Funding						Total
				2015	2016	2017	2018	2019	2020	
Utility Rates	Local	Identified	\$0	\$0	\$300,000	\$0	\$0	\$0	\$0	\$300,000
Total			\$0	\$0	\$300,000	\$0	\$0	\$0	\$0	\$300,000

*Status definitions:

- Unidentified: Funding source has not yet been determined
- Identified: Funding source has been found, but not yet requested
- Applied: Grant or loan application has been submitted, or budget has been requested
- Awarded: Grant or loan has been offered but the contract has not yet been signed or budget has not yet been approved by Council
- Encumbered: Project contract has been signed and funds have been allocated to spend on the project

Funding amounts in red reflect sources that are unidentified, identified or anticipated.

Closed Circuit Television Inspection Truck 2015

WWM-2012-421

Executive Summary:

This truck is used to inspect new sewers for quality and workmanship. We also routinely inspect existing storm and sanitary sewers for blockages and condition of pipe.

Project Justification:

To maintain the capacity and integrity of the wastewater collection system.

Location:

Other Location

909 E. Sprague

Project Status:

Active

Replacement Vehicle

External Factors:

Council action is required to approve Enterprise Fund Rates in order to fully fund this project.

Maintenance:

Maintenance of capital facilities, buildings and infrastructure has an impact on a Department's operating budget, and thus routine maintenance costs for new and ongoing projects are identified in the table below.

	2015	2016	2017	2018	2019	2020	Total
Expected Annual Maintenance	\$0	\$0	\$0	\$0	\$0	\$0	\$0

Maintenance Comments:

Closed Circuit Television Inspection Truck 2015

WWM-2012-421

Spending:

Project Phase	Spending To Date	Estimated Spending							Total
		2015	2016	2017	2018	2019	2020	6-Year Total	
Purchases	\$0	\$200,000	\$0	\$0	\$0	\$0	\$0	\$200,000	\$200,000
Total	\$0	\$200,000	\$0	\$0	\$0	\$0	\$0	\$200,000	\$200,000

Funding:

Funding Name	Source	Status*	Funding to Date	Estimated Funding						Total
				2015	2016	2017	2018	2019	2020	
Utility Rates	Local	Identified	\$0	\$200,000	\$0	\$0	\$0	\$0	\$0	\$200,000
Total			\$0	\$200,000	\$0	\$0	\$0	\$0	\$0	\$200,000

*Status definitions:

- Unidentified: Funding source has not yet been determined
- Identified: Funding source has been found, but not yet requested
- Applied: Grant or loan application has been submitted, or budget has been requested
- Awarded: Grant or loan has been offered but the contract has not yet been signed or budget has not yet been approved by Council
- Encumbered: Project contract has been signed and funds have been allocated to spend on the project

Funding amounts in red reflect sources that are unidentified, identified or anticipated.

Closed Circuit Television Inspection Truck 2016

WWM-2012-424

Executive Summary:

This truck is used to inspect new infrastructure and routinely check existing infrastructure for blockages and structural condition.

Project Justification:

To maintain the capacity and integrity of the wastewater collection system.

Location:

Other Location

909 E. Sprague

Project Status:

Active

Replacement Vehicle

External Factors:

Council action is required to approve Enterprise Fund Rates in order to fully fund this project.

Maintenance:

Maintenance of capital facilities, buildings and infrastructure has an impact on a Department's operating budget, and thus routine maintenance costs for new and ongoing projects are identified in the table below.

	2015	2016	2017	2018	2019	2020	Total
Expected Annual Maintenance	\$0	\$0	\$0	\$0	\$0	\$0	\$0

Maintenance Comments:

Closed Circuit Television Inspection Truck 2016

WWM-2012-424

Spending:

Project Phase	Spending To Date	Estimated Spending							Total
		2015	2016	2017	2018	2019	2020	6-Year Total	
Purchases	\$0	\$0	\$200,000	\$0	\$0	\$0	\$0	\$200,000	\$200,000
Total	\$0	\$0	\$200,000	\$0	\$0	\$0	\$0	\$200,000	\$200,000

Funding:

Funding Name	Source	Status*	Funding to Date	Estimated Funding						Total
				2015	2016	2017	2018	2019	2020	
Utility Rates	Local	Identified	\$0	\$0	\$200,000	\$0	\$0	\$0	\$0	\$200,000
Total			\$0	\$0	\$200,000	\$0	\$0	\$0	\$0	\$200,000

*Status definitions:

- Unidentified: Funding source has not yet been determined
- Identified: Funding source has been found, but not yet requested
- Applied: Grant or loan application has been submitted, or budget has been requested
- Awarded: Grant or loan has been offered but the contract has not yet been signed or budget has not yet been approved by Council
- Encumbered: Project contract has been signed and funds have been allocated to spend on the project

Funding amounts in red reflect sources that are unidentified, identified or anticipated.

Closed Circuit Television Inspection Truck 2017

WWM-2012-428

Executive Summary:

This truck is used to inspect all new construction and routinely inspects existing infrastructure for blockages and structural integrity.

Project Justification:

.To maintain the capacity and integrity of the wastewater collection system.

Location:

Other Location

909 E. Sprague

Project Status:

Active

Replacement Vehicle

External Factors:

Council action is required to approve Enterprise Fund Rates in order to fully fund this project.

Maintenance:

Maintenance of capital facilities, buildings and infrastructure has an impact on a Department's operating budget, and thus routine maintenance costs for new and ongoing projects are identified in the table below.

	2015	2016	2017	2018	2019	2020	Total
Expected Annual Maintenance	\$0	\$0	\$0	\$0	\$0	\$0	\$0

Maintenance Comments:

Closed Circuit Television Inspection Truck 2017

WWM-2012-428

Spending:

Project Phase	Spending To Date	Estimated Spending							Total
		2015	2016	2017	2018	2019	2020	6-Year Total	
Purchases	\$0	\$0	\$0	\$200,000	\$0	\$0	\$0	\$200,000	\$200,000
Total	\$0	\$0	\$0	\$200,000	\$0	\$0	\$0	\$200,000	\$200,000

Funding:

Funding Name	Source	Status*	Funding to Date	Estimated Funding						
				2015	2016	2017	2018	2019	2020	Total
Utility Rates	State	Identified	\$0	\$0	\$0	\$200,000	\$0	\$0	\$0	\$200,000
Total			\$0	\$0	\$0	\$200,000	\$0	\$0	\$0	\$200,000

*Status definitions:

- Unidentified: Funding source has not yet been determined
- Identified: Funding source has been found, but not yet requested
- Applied: Grant or loan application has been submitted, or budget has been requested
- Awarded: Grant or loan has been offered but the contract has not yet been signed or budget has not yet been approved by Council
- Encumbered: Project contract has been signed and funds have been allocated to spend on the project

Funding amounts in red reflect sources that are unidentified, identified or anticipated.

Closed Circuit Television Inspection Truck 2018

WWM-2012-432

Executive Summary:

This truck is used to inspect all new Storm and Sanitary sewer pipes as well as routine inspection of existing infrastructure for blockages and structural condition.

Project Justification:

To maintain the capacity and integrity of the wastewater collection system.

Location:

Other Location

909 E. Sprague

Project Status:

Active

Replacement vehicle

External Factors:

Council action is required to approve Enterprise Fund Rates in order to fully fund this project.

Maintenance:

Maintenance of capital facilities, buildings and infrastructure has an impact on a Department's operating budget, and thus routine maintenance costs for new and ongoing projects are identified in the table below.

	2015	2016	2017	2018	2019	2020	Total
Expected Annual Maintenance	\$0	\$0	\$0	\$0	\$0	\$0	\$0

Maintenance Comments:

Closed Circuit Television Inspection Truck 2018

WWM-2012-432

Spending:

Project Phase	Spending To Date	Estimated Spending							Total
		2015	2016	2017	2018	2019	2020	6-Year Total	
Purchases	\$0	\$0	\$0	\$0	\$200,000	\$0	\$0	\$200,000	\$200,000
Total	\$0	\$0	\$0	\$0	\$200,000	\$0	\$0	\$200,000	\$200,000

Funding:

Funding Name	Source	Status*	Funding to Date	Estimated Funding						
				2015	2016	2017	2018	2019	2020	Total
Utility Rates	Local	Identified	\$0	\$0	\$0	\$0	\$200,000	\$0	\$0	\$200,000
Total			\$0	\$0	\$0	\$0	\$200,000	\$0	\$0	\$200,000

*Status definitions:

- Unidentified: Funding source has not yet been determined
- Identified: Funding source has been found, but not yet requested
- Applied: Grant or loan application has been submitted, or budget has been requested
- Awarded: Grant or loan has been offered but the contract has not yet been signed or budget has not yet been approved by Council
- Encumbered: Project contract has been signed and funds have been allocated to spend on the project

Funding amounts in red reflect sources that are unidentified, identified or anticipated.

Combination Sewer Cleaner 2019

WWM-2014-128

Executive Summary:

These trucks are used to clean large sewer lines throughout the city and assist other departments with construction or general pumping requirements.

Project Justification:

To maintain the integrity and the capacity of the Sanitary Sewer System.

Location:

Other Location

909 E. Sprague - City Wide

Project Status:

Active

Replacement Purchase

External Factors:

Council action is required to approve Enterprise Fund Rates in order to fully fund this project.

Maintenance:

Maintenance of capital facilities, buildings and infrastructure has an impact on a Department's operating budget, and thus routine maintenance costs for new and ongoing projects are identified in the table below.

	2015	2016	2017	2018	2019	2020	Total
Expected Annual Maintenance	\$0	\$0	\$0	\$0	\$0	\$250	\$250

Maintenance Comments:

Wastewater Management / Sewer Maintenance

Combination Sewer Cleaner 2019

WWM-2014-128

Spending:

Project Phase	Spending To Date	Estimated Spending							Total
		2015	2016	2017	2018	2019	2020	6-Year Total	
Purchases	\$0	\$0	\$0	\$0	\$0	\$550,000	\$0	\$550,000	\$550,000
Total	\$0	\$0	\$0	\$0	\$0	\$550,000	\$0	\$550,000	\$550,000

Funding:

Funding Name	Source	Status*	Funding to Date	Estimated Funding						Total
				2015	2016	2017	2018	2019	2020	
Utility Rates	Local	Identified	\$0	\$0	\$0	\$0	\$0	\$550,000	\$0	\$550,000
Total			\$0	\$0	\$0	\$0	\$0	\$550,000	\$0	\$550,000

*Status definitions:

- Unidentified: Funding source has not yet been determined
- Identified: Funding source has been found, but not yet requested
- Applied: Grant or loan application has been submitted, or budget has been requested
- Awarded: Grant or loan has been offered but the contract has not yet been signed or budget has not yet been approved by Council
- Encumbered: Project contract has been signed and funds have been allocated to spend on the project

Funding amounts in red reflect sources that are unidentified, identified or anticipated.

Combination Sewer Cleaner 2019

WWM-2014-126

Executive Summary:

These trucks are used to clean large sewer lines throughout the city and assist other departments with construction or general pumping requirements.

Project Justification:

To maintain the integrity and the capacity of the Sanitary Sewer System.

Location:

Other Location

909 E. Sprague - City Wide

Project Status:

Active

Replacement Purchase

External Factors:

Council action is required to approve Enterprise Fund Rates in order to fully fund this project.

Maintenance:

Maintenance of capital facilities, buildings and infrastructure has an impact on a Department's operating budget, and thus routine maintenance costs for new and ongoing projects are identified in the table below.

	2015	2016	2017	2018	2019	2020	Total
Expected Annual Maintenance	\$0	\$0	\$0	\$0	\$0	\$250	\$250

Maintenance Comments:

Wastewater Management / Sewer Maintenance

Combination Sewer Cleaner 2019

WWM-2014-126

Spending:

Project Phase	Spending To Date	Estimated Spending							Total
		2015	2016	2017	2018	2019	2020	6-Year Total	
Purchases	\$0	\$0	\$0	\$0	\$0	\$550,000	\$0	\$550,000	\$550,000
Total	\$0	\$0	\$0	\$0	\$0	\$550,000	\$0	\$550,000	\$550,000

Funding:

Funding Name	Source	Status*	Funding to Date	Estimated Funding						Total
				2015	2016	2017	2018	2019	2020	
Utility Rates	Local	Identified	\$0	\$0	\$0	\$0	\$0	\$550,000	\$0	\$550,000
Total			\$0	\$0	\$0	\$0	\$0	\$550,000	\$0	\$550,000

*Status definitions:

- Unidentified: Funding source has not yet been determined
- Identified: Funding source has been found, but not yet requested
- Applied: Grant or loan application has been submitted, or budget has been requested
- Awarded: Grant or loan has been offered but the contract has not yet been signed or budget has not yet been approved by Council
- Encumbered: Project contract has been signed and funds have been allocated to spend on the project

Funding amounts in red reflect sources that are unidentified, identified or anticipated.

Combination Sewer Cleaners 2019

WWM-2013-126

Executive Summary:

These trucks are used to clean large line and interceptor lines in the sanitary sewer system as well as being used to provide assistance for construction projects being performed by multiple departments throughout the City.

Project Justification:

To maintain the capacity and integrity of the Sanitary Sewer system.

Location:

Other Location
909 E Sprague

Project Status:

Active
Replacement Purchase

External Factors:

Council action is required to approve Enterprise Fund Rates in order to fully fund this project.

Maintenance:

Maintenance of capital facilities, buildings and infrastructure has an impact on a Department's operating budget, and thus routine maintenance costs for new and ongoing projects are identified in the table below.

	2015	2016	2017	2018	2019	2020	Total
Expected Annual Maintenance	\$0	\$0	\$0	\$0	\$0	\$0	\$0

Maintenance Comments:

Maintenance of the replacement equipment is anticipated to be less expensive than the aging equipment it is replacing.

Wastewater Management / Sewer Maintenance

Combination Sewer Cleaners 2019

WWM-2013-126

Spending:

Project Phase	Spending To Date	Estimated Spending							Total
		2015	2016	2017	2018	2019	2020	6-Year Total	
Purchases	\$0	\$0	\$0	\$0	\$0	\$650,000	\$0	\$650,000	\$650,000
Total	\$0	\$0	\$0	\$0	\$0	\$650,000	\$0	\$650,000	\$650,000

Funding:

Funding Name	Source	Status*	Funding to Date	Estimated Funding						Total
				2015	2016	2017	2018	2019	2020	
Utility Rates	Local	Identified	\$0	\$0	\$0	\$0	\$0	\$650,000	\$0	\$650,000
Total			\$0	\$0	\$0	\$0	\$0	\$650,000	\$0	\$650,000

*Status definitions:

- Unidentified: Funding source has not yet been determined
- Identified: Funding source has been found, but not yet requested
- Applied: Grant or loan application has been submitted, or budget has been requested
- Awarded: Grant or loan has been offered but the contract has not yet been signed or budget has not yet been approved by Council
- Encumbered: Project contract has been signed and funds have been allocated to spend on the project

Funding amounts in red reflect sources that are unidentified, identified or anticipated.

Wastewater Management / Sewer Maintenance

Fork Lift 2020

WWM-2014-127

Executive Summary:

Replacement vehicle for our 1990 fork lift

Project Justification:

This vehicle is required for loading and unloading trucks and equipment in the shop.

Location:

Other Location

909 E. Sprague Warehouse

Project Status:

Active

Replacement Purchase

External Factors:

Maintenance:

Maintenance of capital facilities, buildings and infrastructure has an impact on a Department's operating budget, and thus routine maintenance costs for new and ongoing projects are identified in the table below.

	2015	2016	2017	2018	2019	2020	Total
Expected Annual Maintenance	\$0	\$0	\$0	\$0	\$0	\$0	\$0

Maintenance Comments:

Wastewater Management / Sewer Maintenance

Fork Lift 2020

WWM-2014-127

Spending:

Project Phase	Spending To Date	Estimated Spending							Total
		2015	2016	2017	2018	2019	2020	6-Year Total	
Purchases	\$0	\$0	\$0	\$0	\$0	\$0	\$40,000	\$40,000	\$40,000
Total	\$0	\$0	\$0	\$0	\$0	\$0	\$40,000	\$40,000	\$40,000

Funding:

Funding Name	Source	Status*	Funding to Date	Estimated Funding						Total
				2015	2016	2017	2018	2019	2020	
Utility Rates	Local	Identified	\$0	\$0	\$0	\$0	\$0	\$0	\$40,000	\$40,000
Total			\$0	\$0	\$0	\$0	\$0	\$0	\$40,000	\$40,000

*Status definitions:

- Unidentified: Funding source has not yet been determined
- Identified: Funding source has been found, but not yet requested
- Applied: Grant or loan application has been submitted, or budget has been requested
- Awarded: Grant or loan has been offered but the contract has not yet been signed or budget has not yet been approved by Council
- Encumbered: Project contract has been signed and funds have been allocated to spend on the project

Funding amounts in red reflect sources that are unidentified, identified or anticipated.

Heavy Construction Equipment 2015

WWM-2012-422

Executive Summary:

This equipment, a 315 trackhoe excavator and 3 yard frontend loader is scheduled to be replaced at this time.

Project Justification:

Dependable equipment on the job is important in the routine repair of infrastructure saving both time and money. It is essential to have this type of equipment available for emergency situations and a 24/7 response effort.

Location:

Other Location
 909 E. Sprague

Project Status:

Active
 Replacement Purchase

External Factors:

Council action is required to approve Enterprise Fund Rates in order to fully fund this project.

Maintenance:

Maintenance of capital facilities, buildings and infrastructure has an impact on a Department's operating budget, and thus routine maintenance costs for new and ongoing projects are identified in the table below.

	2015	2016	2017	2018	2019	2020	Total
Expected Annual Maintenance	\$0	\$0	\$0	\$0	\$0	\$0	\$0

Maintenance Comments:

Wastewater Management / Sewer Maintenance

Heavy Construction Equipment 2015

WWM-2012-422

Spending:

Project Phase	Spending To Date	Estimated Spending							Total
		2015	2016	2017	2018	2019	2020	6-Year Total	
Purchases	\$0	\$300,000	\$0	\$0	\$0	\$0	\$0	\$300,000	\$300,000
Total	\$0	\$300,000	\$0	\$0	\$0	\$0	\$0	\$300,000	\$300,000

Funding:

Funding Name	Source	Status*	Funding to Date	Estimated Funding						Total
				2015	2016	2017	2018	2019	2020	
Utility Rates	Local	Identified	\$0	\$300,000	\$0	\$0	\$0	\$0	\$0	\$300,000
Total			\$0	\$300,000	\$0	\$0	\$0	\$0	\$0	\$300,000

*Status definitions:

- Unidentified: Funding source has not yet been determined
- Identified: Funding source has been found, but not yet requested
- Applied: Grant or loan application has been submitted, or budget has been requested
- Awarded: Grant or loan has been offered but the contract has not yet been signed or budget has not yet been approved by Council
- Encumbered: Project contract has been signed and funds have been allocated to spend on the project

Funding amounts in red reflect sources that are unidentified, identified or anticipated.

Heavy Construction Equipment 2017

WWM-2012-427

Executive Summary:

This equipment is used to maintain and rehabilitate our existing sanitary sewer and stormwater collection systems.

Project Justification:

To maintain the capacity of the existing collection systems.

Location:

Other Location

909 E. Sprague

Project Status:

Active

Replacement Vehicle

External Factors:

Council action is required to approve Enterprise Fund Rates in order to fully fund this project.

Maintenance:

Maintenance of capital facilities, buildings and infrastructure has an impact on a Department's operating budget, and thus routine maintenance costs for new and ongoing projects are identified in the table below.

	2015	2016	2017	2018	2019	2020	Total
Expected Annual Maintenance	\$0	\$0	\$0	\$0	\$0	\$0	\$0

Maintenance Comments:

Heavy Construction Equipment 2017

WWM-2012-427

Spending:

Project Phase	Spending To Date	Estimated Spending							Total
		2015	2016	2017	2018	2019	2020	6-Year Total	
Purchases	\$0	\$0	\$0	\$300,000	\$0	\$0	\$0	\$300,000	\$300,000
Total	\$0	\$0	\$0	\$300,000	\$0	\$0	\$0	\$300,000	\$300,000

Funding:

Funding Name	Source	Status*	Funding to Date	Estimated Funding						Total
				2015	2016	2017	2018	2019	2020	
Utility Rates	Local	Identified	\$0	\$0	\$0	\$300,000	\$0	\$0	\$0	\$300,000
Total			\$0	\$0	\$0	\$300,000	\$0	\$0	\$0	\$300,000

*Status definitions:

- Unidentified: Funding source has not yet been determined
- Identified: Funding source has been found, but not yet requested
- Applied: Grant or loan application has been submitted, or budget has been requested
- Awarded: Grant or loan has been offered but the contract has not yet been signed or budget has not yet been approved by Council
- Encumbered: Project contract has been signed and funds have been allocated to spend on the project

Funding amounts in red reflect sources that are unidentified, identified or anticipated.

Wastewater Management / Sewer Maintenance

Jet Rodder 2018

WWM-2012-431

Executive Summary:

This truck is used for cleaning roots and debris from the sanitary sewer and stormwater collection systems.

Project Justification:

To maintain the capacity of the existing infrastructure systems.

Location:

Other Location

909 E. Sprague

Project Status:

Active

Replacement Vehicle

External Factors:

Council action is required to approve Enterprise Fund Rates in order to fully fund this project.

Maintenance:

Maintenance of capital facilities, buildings and infrastructure has an impact on a Department's operating budget, and thus routine maintenance costs for new and ongoing projects are identified in the table below.

	2015	2016	2017	2018	2019	2020	Total
Expected Annual Maintenance	\$0	\$0	\$0	\$0	\$0	\$0	\$0

Maintenance Comments:

Wastewater Management / Sewer Maintenance

Jet Rodder 2018

WWM-2012-431

Spending:

Project Phase	Spending To Date	Estimated Spending							Total
		2015	2016	2017	2018	2019	2020	6-Year Total	
Purchases	\$0	\$0	\$0	\$0	\$200,000	\$0	\$0	\$200,000	\$200,000
Total	\$0	\$0	\$0	\$0	\$200,000	\$0	\$0	\$200,000	\$200,000

Funding:

Funding Name	Source	Status*	Funding to Date	Estimated Funding						Total
				2015	2016	2017	2018	2019	2020	
Utility Rates	Local	Identified	\$0	\$0	\$0	\$0	\$200,000	\$0	\$0	\$200,000
Total			\$0	\$0	\$0	\$0	\$200,000	\$0	\$0	\$200,000

*Status definitions:

- Unidentified: Funding source has not yet been determined
- Identified: Funding source has been found, but not yet requested
- Applied: Grant or loan application has been submitted, or budget has been requested
- Awarded: Grant or loan has been offered but the contract has not yet been signed or budget has not yet been approved by Council
- Encumbered: Project contract has been signed and funds have been allocated to spend on the project

Funding amounts in red reflect sources that are unidentified, identified or anticipated.

Wastewater Management / Sewer Maintenance

Mechanical Sewer Rodder 2015

WWM-2012-420

Executive Summary:

This truck is used to remove roots from the sanitary sewer system throughout the City.

Project Justification:

To maintain the capacity of the wastewater collection system

Location:

Other Location

909 E. Sprague

Project Status:

Active

Replacement Purchase

External Factors:

Council action is required to approve Enterprise Fund Rates in order to fully fund this project.

Maintenance:

Maintenance of capital facilities, buildings and infrastructure has an impact on a Department's operating budget, and thus routine maintenance costs for new and ongoing projects are identified in the table below.

	2015	2016	2017	2018	2019	2020	Total
Expected Annual Maintenance	\$0	\$0	\$0	\$0	\$0	\$0	\$0

Maintenance Comments:

Wastewater Management / Sewer Maintenance

Mechanical Sewer Rodder 2015

WWM-2012-420

Spending:

Project Phase	Spending To Date	Estimated Spending							Total
		2015	2016	2017	2018	2019	2020	6-Year Total	
Purchases	\$0	\$150,000	\$0	\$0	\$0	\$0	\$0	\$150,000	\$150,000
Total	\$0	\$150,000	\$0	\$0	\$0	\$0	\$0	\$150,000	\$150,000

Funding:

Funding Name	Source	Status*	Funding to Date	Estimated Funding						Total
				2015	2016	2017	2018	2019	2020	
Utility Rates	State	Identified	\$0	\$150,000	\$0	\$0	\$0	\$0	\$0	\$150,000
Total			\$0	\$150,000	\$0	\$0	\$0	\$0	\$0	\$150,000

*Status definitions:

- Unidentified: Funding source has not yet been determined
- Identified: Funding source has been found, but not yet requested
- Applied: Grant or loan application has been submitted, or budget has been requested
- Awarded: Grant or loan has been offered but the contract has not yet been signed or budget has not yet been approved by Council
- Encumbered: Project contract has been signed and funds have been allocated to spend on the project

Funding amounts in red reflect sources that are unidentified, identified or anticipated.

Wastewater Management / Sewer Maintenance

North Side Service Truck 2017

WWM-2012-429

Executive Summary:

This vehicle is used for maintaining the collection system and is responsible for responding to citizen and emergency calls throughout the day.

Project Justification:

To maintain the capacity of the existing infrastructure.

Location:

Other Location
909 E. Sprague

Project Status:

Active
Replacement Vehicle

External Factors:

Council action is required to approve Enterprise Fund Rates in order to fully fund this project.

Maintenance:

Maintenance of capital facilities, buildings and infrastructure has an impact on a Department's operating budget, and thus routine maintenance costs for new and ongoing projects are identified in the table below.

	2015	2016	2017	2018	2019	2020	Total
Expected Annual Maintenance	\$0	\$0	\$0	\$0	\$0	\$0	\$0

Maintenance Comments:

Wastewater Management / Sewer Maintenance

North Side Service Truck 2017

WWM-2012-429

Spending:

Project Phase	Spending To Date	Estimated Spending							Total
		2015	2016	2017	2018	2019	2020	6-Year Total	
Purchases	\$0	\$0	\$0	\$150,000	\$0	\$0	\$0	\$150,000	\$150,000
Total	\$0	\$0	\$0	\$150,000	\$0	\$0	\$0	\$150,000	\$150,000

Funding:

Funding Name	Source	Status*	Funding to Date	Estimated Funding						Total
				2015	2016	2017	2018	2019	2020	
Utility Rates	Local	Identified	\$0	\$0	\$0	\$150,000	\$0	\$0	\$0	\$150,000
Total			\$0	\$0	\$0	\$150,000	\$0	\$0	\$0	\$150,000

*Status definitions:

- Unidentified: Funding source has not yet been determined
- Identified: Funding source has been found, but not yet requested
- Applied: Grant or loan application has been submitted, or budget has been requested
- Awarded: Grant or loan has been offered but the contract has not yet been signed or budget has not yet been approved by Council
- Encumbered: Project contract has been signed and funds have been allocated to spend on the project

Funding amounts in red reflect sources that are unidentified, identified or anticipated.

Wastewater Management / Sewer Maintenance

Pumper/Tank Truck 2016

WWM-2012-426

Executive Summary:

This vehicle is used in conjunction with the service crews to maintain the sanitary sewer collection system.

Project Justification:

To maintain the capacity of the collection system.

Location:

Other Location

909 E. Sprague

Project Status:

Active

Replacement vehicle

External Factors:

Council action is required to approve Enterprise Fund Rates in order to fully fund this project.

Maintenance:

Maintenance of capital facilities, buildings and infrastructure has an impact on a Department's operating budget, and thus routine maintenance costs for new and ongoing projects are identified in the table below.

	2015	2016	2017	2018	2019	2020	Total
Expected Annual Maintenance	\$0	\$0	\$0	\$0	\$0	\$0	\$0

Maintenance Comments:

Wastewater Management / Sewer Maintenance

Pumper/Tank Truck 2016

WWM-2012-426

Spending:

Project Phase	Spending To Date	Estimated Spending							Total
		2015	2016	2017	2018	2019	2020	6-Year Total	
Purchases	\$0	\$0	\$150,000	\$0	\$0	\$0	\$0	\$150,000	\$150,000
Total	\$0	\$0	\$150,000	\$0	\$0	\$0	\$0	\$150,000	\$150,000

Funding:

Funding Name	Source	Status*	Funding to Date	Estimated Funding						Total
				2015	2016	2017	2018	2019	2020	
Utility Rates	State	Identified	\$0	\$0	\$150,000	\$0	\$0	\$0	\$0	\$150,000
Total			\$0	\$0	\$150,000	\$0	\$0	\$0	\$0	\$150,000

*Status definitions:

- Unidentified: Funding source has not yet been determined
- Identified: Funding source has been found, but not yet requested
- Applied: Grant or loan application has been submitted, or budget has been requested
- Awarded: Grant or loan has been offered but the contract has not yet been signed or budget has not yet been approved by Council
- Encumbered: Project contract has been signed and funds have been allocated to spend on the project

Funding amounts in red reflect sources that are unidentified, identified or anticipated.

Wastewater Management / Sewer Maintenance

Pumper/Tank Truck 2018

WWM-2012-433

Executive Summary:

This truck is used in conjunction with our service crews in maintaining both the Sanitary Sewer and Stormwater collection systems.

Project Justification:

To maintain the capacity of the existing system.

Location:

Other Location
909 E. Sprague

Project Status:

Active
Replacement Purchase

External Factors:

Council action is required to approve Enterprise Fund Rates in order to fully fund this project.

Maintenance:

Maintenance of capital facilities, buildings and infrastructure has an impact on a Department's operating budget, and thus routine maintenance costs for new and ongoing projects are identified in the table below.

	2015	2016	2017	2018	2019	2020	Total
Expected Annual Maintenance	\$0	\$0	\$0	\$0	\$0	\$0	\$0

Maintenance Comments:

Wastewater Management / Sewer Maintenance

Pumper/Tank Truck 2018

WWM-2012-433

Spending:

Project Phase	Spending To Date	Estimated Spending							Total
		2015	2016	2017	2018	2019	2020	6-Year Total	
Purchases	\$0	\$0	\$0	\$0	\$200,000	\$0	\$0	\$200,000	\$200,000
Total	\$0	\$0	\$0	\$0	\$200,000	\$0	\$0	\$200,000	\$200,000

Funding:

Funding Name	Source	Status*	Funding to Date	Estimated Funding						Total
				2015	2016	2017	2018	2019	2020	
Utility Rates	Local	Identified	\$0	\$0	\$0	\$0	\$200,000	\$0	\$0	\$200,000
Total			\$0	\$0	\$0	\$0	\$200,000	\$0	\$0	\$200,000

*Status definitions:

- Unidentified: Funding source has not yet been determined
- Identified: Funding source has been found, but not yet requested
- Applied: Grant or loan application has been submitted, or budget has been requested
- Awarded: Grant or loan has been offered but the contract has not yet been signed or budget has not yet been approved by Council
- Encumbered: Project contract has been signed and funds have been allocated to spend on the project

Funding amounts in red reflect sources that are unidentified, identified or anticipated.

Small SUV for District Supervisor 2019

WWM-2014-131

Executive Summary:

These vehicles are used around the City, in easements and new construction sites and for emergency response 24/7, year round.

Project Justification:

To supervise and assist in all operation and maintenance concerning the wastewater and stormwater collection systems infrastructure.

Location:

Other Location

909 E. Sprague City Wide

Project Status:

Active

Replacement vehicles

External Factors:

Maintenance:

Maintenance of capital facilities, buildings and infrastructure has an impact on a Department's operating budget, and thus routine maintenance costs for new and ongoing projects are identified in the table below.

	2015	2016	2017	2018	2019	2020	Total
Expected Annual Maintenance	\$0	\$0	\$0	\$0	\$0	\$100	\$100

Maintenance Comments:

Small SUV for District Supervisor 2019

WWM-2014-131

Spending:

Project Phase	Spending To Date	Estimated Spending							Total
		2015	2016	2017	2018	2019	2020	6-Year Total	
Purchases	\$0	\$0	\$0	\$0	\$0	\$25,000	\$0	\$25,000	\$25,000
Total	\$0	\$0	\$0	\$0	\$0	\$25,000	\$0	\$25,000	\$25,000

Funding:

Funding Name	Source	Status*	Funding to Date	Estimated Funding						
				2015	2016	2017	2018	2019	2020	Total
Utility Rates	Local	Identified	\$0	\$0	\$0	\$0	\$0	\$25,000	\$0	\$25,000
Total			\$0	\$0	\$0	\$0	\$0	\$25,000	\$0	\$25,000

*Status definitions:

- Unidentified: Funding source has not yet been determined
- Identified: Funding source has been found, but not yet requested
- Applied: Grant or loan application has been submitted, or budget has been requested
- Awarded: Grant or loan has been offered but the contract has not yet been signed or budget has not yet been approved by Council
- Encumbered: Project contract has been signed and funds have been allocated to spend on the project

Funding amounts in red reflect sources that are unidentified, identified or anticipated.

Small SUV for District Supervisor 2019

WWM-2014-130

Executive Summary:

These vehicles are used around the City, in easements and new construction sites and for emergency response 24/7, year round.

Project Justification:

To supervise and assist in all operation and maintenance concerning the wastewater and stormwater collection systems infrastructure.

Location:

Other Location

909 E. Sprague City Wide

Project Status:

Active

Replacement vehicles

External Factors:

Maintenance:

Maintenance of capital facilities, buildings and infrastructure has an impact on a Department's operating budget, and thus routine maintenance costs for new and ongoing projects are identified in the table below.

	2015	2016	2017	2018	2019	2020	Total
Expected Annual Maintenance	\$0	\$0	\$0	\$0	\$0	\$100	\$100

Maintenance Comments:

Small SUV for District Supervisor 2019

WWM-2014-130

Spending:

Project Phase	Spending To Date	Estimated Spending						6-Year Total	Total
		2015	2016	2017	2018	2019	2020		
Purchases	\$0	\$0	\$0	\$0	\$0	\$25,000	\$0	\$25,000	\$25,000
Total	\$0	\$0	\$0	\$0	\$0	\$25,000	\$0	\$25,000	\$25,000

Funding:

Funding Name	Source	Status*	Funding to Date	Estimated Funding						Total
				2015	2016	2017	2018	2019	2020	
Utility Rates	Local	Identified	\$0	\$0	\$0	\$0	\$0	\$25,000	\$0	\$25,000
Total			\$0	\$0	\$0	\$0	\$0	\$25,000	\$0	\$25,000

*Status definitions:

- Unidentified: Funding source has not yet been determined
- Identified: Funding source has been found, but not yet requested
- Applied: Grant or loan application has been submitted, or budget has been requested
- Awarded: Grant or loan has been offered but the contract has not yet been signed or budget has not yet been approved by Council
- Encumbered: Project contract has been signed and funds have been allocated to spend on the project

Funding amounts in red reflect sources that are unidentified, identified or anticipated.

Small SUV for District Supervisor 2019

WWM-2014-132

Executive Summary:

These vehicles are used around the City, in easements and new construction sites and for emergency response 24/7, year round.

Project Justification:

To supervise and assist in all operation and maintenance concerning the wastewater and stormwater collection systems infrastructure.

Location:

Other Location

909 E. Sprague City Wide

Project Status:

Active

Replacement vehicles

External Factors:

Maintenance:

Maintenance of capital facilities, buildings and infrastructure has an impact on a Department's operating budget, and thus routine maintenance costs for new and ongoing projects are identified in the table below.

	2015	2016	2017	2018	2019	2020	Total
Expected Annual Maintenance	\$0	\$0	\$0	\$0	\$0	\$100	\$100

Maintenance Comments:

Small SUV for District Supervisor 2019

WWM-2014-132

Spending:

Project Phase	Spending To Date	Estimated Spending							Total
		2015	2016	2017	2018	2019	2020	6-Year Total	
Purchases	\$0	\$0	\$0	\$0	\$0	\$25,000	\$0	\$25,000	\$25,000
Total	\$0	\$0	\$0	\$0	\$0	\$25,000	\$0	\$25,000	\$25,000

Funding:

Funding Name	Source	Status*	Funding to Date	Estimated Funding						
				2015	2016	2017	2018	2019	2020	Total
Utility Rates	Local	Identified	\$0	\$0	\$0	\$0	\$0	\$25,000	\$0	\$25,000
Total			\$0	\$0	\$0	\$0	\$0	\$25,000	\$0	\$25,000

*Status definitions:

- Unidentified: Funding source has not yet been determined
- Identified: Funding source has been found, but not yet requested
- Applied: Grant or loan application has been submitted, or budget has been requested
- Awarded: Grant or loan has been offered but the contract has not yet been signed or budget has not yet been approved by Council
- Encumbered: Project contract has been signed and funds have been allocated to spend on the project

Funding amounts in red reflect sources that are unidentified, identified or anticipated.

Small SUV for District Supervisor 2019

WWM-2014-133

Executive Summary:

These vehicles are used around the City, in easements and new construction sites and for emergency response 24/7, year round.

Project Justification:

To supervise and assist in all operation and maintenance concerning the wastewater and stormwater collection systems infrastructure.

Location:

Other Location

909 E. Sprague City Wide

Project Status:

Active

Replacement vehicles

External Factors:

Maintenance:

Maintenance of capital facilities, buildings and infrastructure has an impact on a Department's operating budget, and thus routine maintenance costs for new and ongoing projects are identified in the table below.

	2015	2016	2017	2018	2019	2020	Total
Expected Annual Maintenance	\$0	\$0	\$0	\$0	\$0	\$100	\$100

Maintenance Comments:

Small SUV for District Supervisor 2019

WWM-2014-133

Spending:

Project Phase	Spending To Date	Estimated Spending							Total
		2015	2016	2017	2018	2019	2020	6-Year Total	
Purchases	\$0	\$0	\$0	\$0	\$0	\$25,000	\$0	\$25,000	\$25,000
Total	\$0	\$0	\$0	\$0	\$0	\$25,000	\$0	\$25,000	\$25,000

Funding:

Funding Name	Source	Status*	Funding to Date	Estimated Funding						
				2015	2016	2017	2018	2019	2020	Total
Utility Rates	Local	Identified	\$0	\$0	\$0	\$0	\$0	\$25,000	\$0	\$25,000
Total			\$0	\$0	\$0	\$0	\$0	\$25,000	\$0	\$25,000

*Status definitions:

- Unidentified: Funding source has not yet been determined
- Identified: Funding source has been found, but not yet requested
- Applied: Grant or loan application has been submitted, or budget has been requested
- Awarded: Grant or loan has been offered but the contract has not yet been signed or budget has not yet been approved by Council
- Encumbered: Project contract has been signed and funds have been allocated to spend on the project

Funding amounts in red reflect sources that are unidentified, identified or anticipated.

Small SUV for Inspector 2020

WWM-2014-136

Executive Summary:

These vehicles are used for both stormwater and side sewer inspections year round, in easements and new construction sites.

Project Justification:

To ensure timely response of inspections for new pipe in the ground, proper installation of new City infrastructure and CO approval on new construction.

Location:

Other Location

909 E. Sprague City Wide

Project Status:

Active

Replacement vehicles

External Factors:

Maintenance:

Maintenance of capital facilities, buildings and infrastructure has an impact on a Department's operating budget, and thus routine maintenance costs for new and ongoing projects are identified in the table below.

	2015	2016	2017	2018	2019	2020	Total
Expected Annual Maintenance	\$0	\$0	\$0	\$0	\$0	\$0	\$0

Maintenance Comments:

Wastewater Management / Sewer Maintenance

Small SUV for Inspector 2020

WWM-2014-136

Spending:

Project Phase	Spending To Date	Estimated Spending							Total
		2015	2016	2017	2018	2019	2020	6-Year Total	
Purchases	\$0	\$0	\$0	\$0	\$0	\$0	\$25,000	\$25,000	\$25,000
Total	\$0	\$0	\$0	\$0	\$0	\$0	\$25,000	\$25,000	\$25,000

Funding:

Funding Name	Source	Status*	Funding to Date	Estimated Funding						Total
				2015	2016	2017	2018	2019	2020	
Utility Rates	Local	Identified	\$0	\$0	\$0	\$0	\$0	\$0	\$25,000	\$25,000
Total			\$0	\$0	\$0	\$0	\$0	\$0	\$25,000	\$25,000

*Status definitions:

- Unidentified: Funding source has not yet been determined
- Identified: Funding source has been found, but not yet requested
- Applied: Grant or loan application has been submitted, or budget has been requested
- Awarded: Grant or loan has been offered but the contract has not yet been signed or budget has not yet been approved by Council
- Encumbered: Project contract has been signed and funds have been allocated to spend on the project

Funding amounts in red reflect sources that are unidentified, identified or anticipated.

Small SUV for Inspector 2020

WWM-2014-135

Executive Summary:

These vehicles are used for both stormwater and side sewer inspections year round, in easements and new construction sites.

Project Justification:

To ensure timely response of inspections for new pipe in the ground, proper installation of new City infrastructure and CO approval on new construction.

Location:

Other Location
 909 E. Sprague City Wide

Project Status:

Active
 Replacement vehicles

External Factors:

Maintenance:

Maintenance of capital facilities, buildings and infrastructure has an impact on a Department's operating budget, and thus routine maintenance costs for new and ongoing projects are identified in the table below.

	2015	2016	2017	2018	2019	2020	Total
Expected Annual Maintenance	\$0	\$0	\$0	\$0	\$0	\$0	\$0

Maintenance Comments:

Wastewater Management / Sewer Maintenance

Small SUV for Inspector 2020

WWM-2014-135

Spending:

Project Phase	Spending To Date	Estimated Spending							Total
		2015	2016	2017	2018	2019	2020	6-Year Total	
Purchases	\$0	\$0	\$0	\$0	\$0	\$0	\$25,000	\$25,000	\$25,000
Total	\$0	\$0	\$0	\$0	\$0	\$0	\$25,000	\$25,000	\$25,000

Funding:

Funding Name	Source	Status*	Funding to Date	Estimated Funding						Total
				2015	2016	2017	2018	2019	2020	
Utility Rates	Local	Identified	\$0	\$0	\$0	\$0	\$0	\$0	\$25,000	\$25,000
Total			\$0	\$0	\$0	\$0	\$0	\$0	\$25,000	\$25,000

*Status definitions:

- Unidentified: Funding source has not yet been determined
- Identified: Funding source has been found, but not yet requested
- Applied: Grant or loan application has been submitted, or budget has been requested
- Awarded: Grant or loan has been offered but the contract has not yet been signed or budget has not yet been approved by Council
- Encumbered: Project contract has been signed and funds have been allocated to spend on the project

Funding amounts in red reflect sources that are unidentified, identified or anticipated.

Small SUV for Inspector 2020

WWM-2014-134

Executive Summary:

These vehicles are used for both stormwater and side sewer inspections year round, in easements and new construction sites.

Project Justification:

To ensure timely response of inspections for new pipe in the ground, proper installation of new City infrastructure and CO approval on new construction.

Location:

Other Location

909 E. Sprague City Wide

Project Status:

Active

Replacement vehicles

External Factors:

Maintenance:

Maintenance of capital facilities, buildings and infrastructure has an impact on a Department's operating budget, and thus routine maintenance costs for new and ongoing projects are identified in the table below.

	2015	2016	2017	2018	2019	2020	Total
Expected Annual Maintenance	\$0	\$0	\$0	\$0	\$0	\$0	\$0

Maintenance Comments:

Wastewater Management / Sewer Maintenance

Small SUV for Inspector 2020

WWM-2014-134

Spending:

Project Phase	Spending To Date	Estimated Spending							Total
		2015	2016	2017	2018	2019	2020	6-Year Total	
Purchases	\$0	\$0	\$0	\$0	\$0	\$0	\$25,000	\$25,000	\$25,000
Total	\$0	\$0	\$0	\$0	\$0	\$0	\$25,000	\$25,000	\$25,000

Funding:

Funding Name	Source	Status*	Funding to Date	Estimated Funding						Total
				2015	2016	2017	2018	2019	2020	
Utility Rates	Local	Identified	\$0	\$0	\$0	\$0	\$0	\$0	\$25,000	\$25,000
Total			\$0	\$0	\$0	\$0	\$0	\$0	\$25,000	\$25,000

*Status definitions:

- Unidentified: Funding source has not yet been determined
- Identified: Funding source has been found, but not yet requested
- Applied: Grant or loan application has been submitted, or budget has been requested
- Awarded: Grant or loan has been offered but the contract has not yet been signed or budget has not yet been approved by Council
- Encumbered: Project contract has been signed and funds have been allocated to spend on the project

Funding amounts in red reflect sources that are unidentified, identified or anticipated.

South Side Service Truck 2020

WWM-2014-129

Executive Summary:

This is a replacement vehicle that maintains Sanitary Sewer infrastructure, handles citizen calls, locates, lost items, broken gates, etc.

Project Justification:

To maintain the integrity and capacity of the wastewater collection systems.

Location:

Other Location
 909 E. Sprague City Wide

Project Status:

Active
 Replacement Purchase

External Factors:

Maintenance:

Maintenance of capital facilities, buildings and infrastructure has an impact on a Department's operating budget, and thus routine maintenance costs for new and ongoing projects are identified in the table below.

	2015	2016	2017	2018	2019	2020	Total
Expected Annual Maintenance	\$0	\$0	\$0	\$0	\$0	\$0	\$0

Maintenance Comments:

Wastewater Management / Sewer Maintenance

South Side Service Truck 2020

WWM-2014-129

Spending:

Project Phase	Spending To Date	Estimated Spending							Total
		2015	2016	2017	2018	2019	2020	6-Year Total	
Purchases	\$0	\$0	\$0	\$0	\$0	\$0	\$150,000	\$150,000	\$150,000
Total	\$0	\$0	\$0	\$0	\$0	\$0	\$150,000	\$150,000	\$150,000

Funding:

Funding Name	Source	Status*	Funding to Date	Estimated Funding						Total
				2015	2016	2017	2018	2019	2020	
Utility Rates	Local	Identified	\$0	\$0	\$0	\$0	\$0	\$0	\$150,000	\$150,000
Total			\$0	\$0	\$0	\$0	\$0	\$0	\$150,000	\$150,000

*Status definitions:

- Unidentified: Funding source has not yet been determined
- Identified: Funding source has been found, but not yet requested
- Applied: Grant or loan application has been submitted, or budget has been requested
- Awarded: Grant or loan has been offered but the contract has not yet been signed or budget has not yet been approved by Council
- Encumbered: Project contract has been signed and funds have been allocated to spend on the project

Funding amounts in red reflect sources that are unidentified, identified or anticipated.

37th Avenue Stormwater Upsizing

WWM-2014-70

Executive Summary:

Stormwater pipelines will be constructed in 37th Avenue and Freya Street to collect street runoff. A pump station will be constructed to convey stormwater to the 37th and Rebecca treatment facility. Runoff from Ray Street will be managed as part of this project.

Project Justification:

37th Avenue currently experiences localized flooding within the project limits causing creates water quality issues, as well as pedestrian and motorist safety issues. This area is also prone to flooding in basements.

Location:

Other Location

37th Avenue between Regal and Custer Streets

Project Status:

Active

This project will begin design in 2014 with construction in 2015 and 2016.

External Factors:

This project will be constructed in coordination the 37th Avenue reconstruction project and with the Hazel's Creek Downstream project. Timing with these two projects will need to be coordinated. Council action is required to approve Enterprise Fund Rates in order to fully fund this project.

Maintenance:

Maintenance of capital facilities, buildings and infrastructure has an impact on a Department's operating budget, and thus routine maintenance costs for new and ongoing projects are identified in the table below.

	2015	2016	2017	2018	2019	2020	Total
Expected Annual Maintenance	\$0	\$0	\$0	\$0	\$0	\$0	\$0

Maintenance Comments:

37th Avenue Stormwater Upsizing

WWM-2014-70

Spending:

Project Phase	Spending To Date	Estimated Spending							Total
		2015	2016	2017	2018	2019	2020	6-Year Total	
Construction	\$0	\$0	\$485,850	\$0	\$0	\$0	\$0	\$485,850	\$485,850
Design	\$0	\$0	\$0	\$0	\$0	\$0	\$0	\$0	\$0
Total	\$0	\$0	\$485,850	\$0	\$0	\$0	\$0	\$485,850	\$485,850

Funding:

Funding Name	Source	Status*	Funding to Date	Estimated Funding						Total
				2015	2016	2017	2018	2019	2020	
Utility Rates	Local	Applied	\$0	\$0	\$395,000	\$0	\$0	\$0	\$0	\$395,000
WQ SRF	Federal	Awarded	\$0	\$0	\$90,850	\$0	\$0	\$0	\$0	\$90,850
Total			\$0	\$0	\$485,850	\$0	\$0	\$0	\$0	\$485,850

*Status definitions:

- Unidentified: Funding source has not yet been determined
- Identified: Funding source has been found, but not yet requested
- Applied: Grant or loan application has been submitted, or budget has been requested
- Awarded: Grant or loan has been offered but the contract has not yet been signed or budget has not yet been approved by Council
- Encumbered: Project contract has been signed and funds have been allocated to spend on the project

Funding amounts in red reflect sources that are unidentified, identified or anticipated.

Bio-Infiltration System Rehabilitation

WWM-2012-22

Executive Summary:

Replaces soils and vegetation (grass) of existing bio-infiltration swales to restore proper function.

Project Justification:

'Bio-Infiltration Systems' or grass percolation areas are commonly known as 'grassy swales' or "208 swales". The City maintains approximately 10 acres of grass percolation areas along arterial streets that treat and dispose of stormwater. City staff performs regular maintenance in order to maintain the effectiveness of these facilities. Bio-infiltration systems are expected to need rehabilitation about every 20 years. This project provides for this substantial rehabilitation efforts along arterials. The purpose of this project is to restore and retain stormwater treatment and infiltration capacity.

Location:

Other Location

These rehabilitation projects will occur throughout the City.

Project Status:

Active

This is an ongoing project.

External Factors:

Council action is required to approve Enterprise Fund Rates in order to fully fund this project.

Maintenance:

Maintenance of capital facilities, buildings and infrastructure has an impact on a Department's operating budget, and thus routine maintenance costs for new and ongoing projects are identified in the table below.

	2015	2016	2017	2018	2019	2020	Total
Expected Annual Maintenance	\$0	\$0	\$0	\$0	\$0	\$0	\$0

Maintenance Comments:

This project is a maintenance cost for existing infrastructure.

Bio-Infiltration System Rehabilitation

WWM-2012-22

Spending:

Project Phase	Spending To Date	Estimated Spending							Total
		2015	2016	2017	2018	2019	2020	6-Year Total	
Construction	\$0	\$100,000	\$100,000	\$100,000	\$100,000	\$100,000	\$100,000	\$600,000	\$600,000
Total	\$0	\$100,000	\$100,000	\$100,000	\$100,000	\$100,000	\$100,000	\$600,000	\$600,000

Funding:

Funding Name	Source	Status*	Funding to Date	Estimated Funding						Total
				2015	2016	2017	2018	2019	2020	
Utility Rates	Local	Applied	\$0	\$100,000	\$100,000	\$100,000	\$100,000	\$100,000	\$100,000	\$600,000
Total			\$0	\$100,000	\$100,000	\$100,000	\$100,000	\$100,000	\$100,000	\$600,000

*Status definitions:

- Unidentified: Funding source has not yet been determined
- Identified: Funding source has been found, but not yet requested
- Applied: Grant or loan application has been submitted, or budget has been requested
- Awarded: Grant or loan has been offered but the contract has not yet been signed or budget has not yet been approved by Council
- Encumbered: Project contract has been signed and funds have been allocated to spend on the project

Funding amounts in red reflect sources that are unidentified, identified or anticipated.

Cochran Basin Stormwater Improvements

WWM-2013-137

Executive Summary:

This project will eliminate the direct discharge of stormwater to the Spokane River by treating and infiltrating stormwater runoff from the Cochran Basin.

Project Justification:

By eliminating the discharge of stormwater from the Cochran Basin, approximately 50% of the City of Spokane’s stormwater discharge to the Spokane River will be removed. Approximately 90% of stormwater from this basin will be treated to meet the TMDL requirements from the Department of Ecology.

Location:

Other Location
North Spokane

Project Status:

Active

The project is currently in the planning stage as part of the Integrated Clean Water Plan. Design on the project is expected to begin in 2015.

External Factors:

Funding for Cochran Basin construction depend upon the Integrated Clean Water Plan. Council action is required to approve Enterprise Fund Rates in order to fully fund this project.

Maintenance:

Maintenance of capital facilities, buildings and infrastructure has an impact on a Department’s operating budget, and thus routine maintenance costs for new and ongoing projects are identified in the table below.

	2015	2016	2017	2018	2019	2020	Total
Expected Annual Maintenance	\$0	\$0	\$0	\$0	\$0	\$0	\$0

Maintenance Comments:

Wastewater Management / Storm Water

Cochran Basin Stormwater Improvements

WWM-2013-137

Spending:

Project Phase	Spending To Date	Estimated Spending							Total
		2015	2016	2017	2018	2019	2020	6-Year Total	
Construction	\$0	\$0	\$0	\$4,000,000	\$6,000,000	\$6,000,000	\$2,000,000	\$18,000,000	\$18,000,000
Design	\$500,000	\$1,000,000	\$500,000	\$0	\$0	\$0	\$0	\$1,500,000	\$2,000,000
Total	\$500,000	\$1,000,000	\$500,000	\$4,000,000	\$6,000,000	\$6,000,000	\$2,000,000	\$19,500,000	\$20,000,000

Funding:

Funding Name	Source	Status*	Funding to Date	Estimated Funding						Total
				2015	2016	2017	2018	2019	2020	
ECY Grant	State	Awarded	\$0	\$0	\$0	\$2,000,000	\$0	\$0	\$0	\$2,000,000
ECY SRF	Federal	Awarded	\$500,000	\$1,000,000	\$500,000	\$0	\$0	\$0	\$0	\$2,000,000
Utility Rates	---	Unidentified	\$0	\$0	\$0	\$2,000,000	\$6,000,000	\$6,000,000	\$2,000,000	\$16,000,000
Total			\$500,000	\$1,000,000	\$500,000	\$4,000,000	\$6,000,000	\$6,000,000	\$2,000,000	\$20,000,000

*Status definitions:

- Unidentified: Funding source has not yet been determined
- Identified: Funding source has been found, but not yet requested
- Applied: Grant or loan application has been submitted, or budget has been requested
- Awarded: Grant or loan has been offered but the contract has not yet been signed or budget has not yet been approved by Council
- Encumbered: Project contract has been signed and funds have been allocated to spend on the project

Funding amounts in red reflect sources that are unidentified, identified or anticipated.

Havana Stormwater Improvement

WWM-2013-119

Executive Summary:

Bioretention swales and stormwater pipelines will be constructed in Havana Street from 37th Avenue to the City limits to collect and treat street runoff.

Project Justification:

Construction of the Glenrose/Havana/57th water pipeline has initiated an integrated look at Havana Street. Additions of sidewalk and associated curbs created a need for upgraded stormwater management of street runoff.

Location:

Other Location

Havana Street between 37th Avenue and City limits

Project Status:

Active

This project will begin design in 2014 with construction starting in 2015.

External Factors:

This project will be constructed in coordination the 37th Avenue reconstruction, with the Hazel's Creek Downstream and Glenrose/57th/Havana water pipeline projects. Timing with these two projects will need to be coordinated. Council action is required to approve Enterprise Fund Rates in order to fully fund this project.

Maintenance:

Maintenance of capital facilities, buildings and infrastructure has an impact on a Department's operating budget, and thus routine maintenance costs for new and ongoing projects are identified in the table below.

	2015	2016	2017	2018	2019	2020	Total
Expected Annual Maintenance	\$0	\$0	\$0	\$0	\$0	\$0	\$0

Maintenance Comments:

Havana Stormwater Improvement

WWM-2013-119

Spending:

Project Phase	Spending To Date	Estimated Spending							Total
		2015	2016	2017	2018	2019	2020	6-Year Total	
Construction	\$0	\$750,000	\$480,000	\$0	\$0	\$0	\$0	\$1,230,000	\$1,230,000
Total	\$0	\$750,000	\$480,000	\$0	\$0	\$0	\$0	\$1,230,000	\$1,230,000

Funding:

Funding Name	Source	Status*	Funding to Date	Estimated Funding						Total
				2015	2016	2017	2018	2019	2020	
Utility Rates	Local	Applied	\$0	\$750,000	\$480,000	\$0	\$0	\$0	\$0	\$1,230,000
Total			\$0	\$750,000	\$480,000	\$0	\$0	\$0	\$0	\$1,230,000

*Status definitions:

- Unidentified: Funding source has not yet been determined
- Identified: Funding source has been found, but not yet requested
- Applied: Grant or loan application has been submitted, or budget has been requested
- Awarded: Grant or loan has been offered but the contract has not yet been signed or budget has not yet been approved by Council
- Encumbered: Project contract has been signed and funds have been allocated to spend on the project

Funding amounts in red reflect sources that are unidentified, identified or anticipated.

Hazel's Creek Downstream

WWM-2012-16

Executive Summary:

Stormwater conveyance and infiltration will be designed and constructed downstream of Hazel's Creek Stormwater Facility.

Project Justification:

This project will implement infrastructure improvements as warranted by new development on the Moran Prairie. Hazel's Creek Stormwater Facility infiltration capacity is limited by a downstream restriction. As more capacity is necessary at Hazel's Creek, stormwater will be conveyed in a piping system downstream. The first phase will complete design to connect to 37th and Rebecca facility. Construction will include conveyance piping as well as stormwater treatment facility at 37th and Rebecca. After treatment, stormwater will be conveyed for underground infiltration in area of Cuba Street and 35th Avenue.

Location:

Other Location

44th & Freya to 37th & Rebecca in South Spokane

Project Status:

Active

Design is scheduled to begin in 2014.

External Factors:

This project may be dependent on outside funding sources to begin construction. Council action is required to approve Enterprise Fund Rates in order to fully fund this project. Glenrose/Havana/57th water pipeline construction and 37th Avenue street reconstruction need to be coordinated with this project.

Maintenance:

Maintenance of capital facilities, buildings and infrastructure has an impact on a Department's operating budget, and thus routine maintenance costs for new and ongoing projects are identified in the table below.

	2015	2016	2017	2018	2019	2020	Total
Expected Annual Maintenance	\$0	\$0	\$0	\$0	\$0	\$0	\$0

Maintenance Comments:

Wastewater Management / Storm Water

Hazel's Creek Downstream

WWM-2012-16

Spending:

Project Phase	Spending To Date	Estimated Spending							Total
		2015	2016	2017	2018	2019	2020	6-Year Total	
Construction	\$0	\$1,395,000	\$0	\$0	\$0	\$0	\$0	\$1,395,000	\$1,395,000
Total	\$0	\$1,395,000	\$0	\$0	\$0	\$0	\$0	\$1,395,000	\$1,395,000

Funding:

Funding Name	Source	Status*	Funding to Date	Estimated Funding						Total
				2015	2016	2017	2018	2019	2020	
Utility Rates	Local	Applied	\$0	\$252,000	\$0	\$0	\$0	\$0	\$0	\$252,000
WQ SRF	Federal	Awarded	\$0	\$1,143,000	\$0	\$0	\$0	\$0	\$0	\$1,143,000
Total			\$0	\$1,395,000	\$0	\$0	\$0	\$0	\$0	\$1,395,000

*Status definitions:

- Unidentified: Funding source has not yet been determined
- Identified: Funding source has been found, but not yet requested
- Applied: Grant or loan application has been submitted, or budget has been requested
- Awarded: Grant or loan has been offered but the contract has not yet been signed or budget has not yet been approved by Council
- Encumbered: Project contract has been signed and funds have been allocated to spend on the project

Funding amounts in red reflect sources that are unidentified, identified or anticipated.

High Drive Stormwater Improvements

WWM-2013-121

Executive Summary:

This project will create stormwater treatment and disposal areas within the project limits and will remove flows from the combined sewer system.

Project Justification:

This project is necessary to reduce flows going into the combined sewer system and causing overflows to the Spokane River.

Location:

Other Location

High Drive between Grand Blvd and 29th Ave.

Project Status:

Active

The project will started design in 2013.

External Factors:

Council action is required to approve Enterprise Fund Rates in order to fully fund this project.

Maintenance:

Maintenance of capital facilities, buildings and infrastructure has an impact on a Department's operating budget, and thus routine maintenance costs for new and ongoing projects are identified in the table below.

	2015	2016	2017	2018	2019	2020	Total
Expected Annual Maintenance	\$0	\$0	\$0	\$0	\$0	\$0	\$0

Maintenance Comments:

Wastewater Management / Storm Water

High Drive Stormwater Improvements

WWM-2013-121

Spending:

Project Phase	Spending To Date	Estimated Spending						6-Year Total	Total
		2015	2016	2017	2018	2019	2020		
Construction	\$940,000	\$942,000	\$0	\$0	\$0	\$0	\$0	\$942,000	\$1,882,000
Design	\$131,000	\$33,000	\$0	\$0	\$0	\$0	\$0	\$33,000	\$164,000
Total	\$1,071,000	\$975,000	\$0	\$0	\$0	\$0	\$0	\$975,000	\$2,046,000

Funding:

Funding Name	Source	Status*	Funding to Date	Estimated Funding						Total
				2015	2016	2017	2018	2019	2020	
Utility Rates	Local	Applied	\$221,000	\$825,000	\$0	\$0	\$0	\$0	\$0	\$1,046,000
WQ SRF	Federal	Awarded	\$850,000	\$150,000	\$0	\$0	\$0	\$0	\$0	\$1,000,000
Total			\$1,071,000	\$975,000	\$0	\$0	\$0	\$0	\$0	\$2,046,000

*Status definitions:

- Unidentified: Funding source has not yet been determined
- Identified: Funding source has been found, but not yet requested
- Applied: Grant or loan application has been submitted, or budget has been requested
- Awarded: Grant or loan has been offered but the contract has not yet been signed or budget has not yet been approved by Council
- Encumbered: Project contract has been signed and funds have been allocated to spend on the project

Funding amounts in red reflect sources that are unidentified, identified or anticipated.

Integrated Planing

WWM-2014-96

Executive Summary:

Planning to integrate projects

Project Justification:

This project began to use EPA's Integrated Plan framework to leverage stormwater projects with CSO projects. On-going planning will include Link Spokane and other opportunities for integration.

Location:

Other Location

citywide

Project Status:

Active

Ongoing

External Factors:

Maintenance:

Maintenance of capital facilities, buildings and infrastructure has an impact on a Department's operating budget, and thus routine maintenance costs for new and ongoing projects are identified in the table below.

	2015	2016	2017	2018	2019	2020	Total
Expected Annual Maintenance	\$0	\$0	\$0	\$0	\$0	\$0	\$0

Maintenance Comments:

Wastewater Management / Storm Water

Integrated Planing

WWM-2014-96

Spending:

Project Phase	Spending To Date	Estimated Spending							Total
		2015	2016	2017	2018	2019	2020	6-Year Total	
Planning	\$800,000	\$1,000,000	\$1,500,000	\$1,000,000	\$700,000	\$0	\$0	\$4,200,000	\$5,000,000
Total	\$800,000	\$1,000,000	\$1,500,000	\$1,000,000	\$700,000	\$0	\$0	\$4,200,000	\$5,000,000

Funding:

Funding Name	Source	Status*	Funding to Date	Estimated Funding						Total
				2015	2016	2017	2018	2019	2020	
WQ SRF	Federal	Encumbered	\$800,000	\$1,000,000	\$1,500,000	\$1,000,000	\$700,000	\$0	\$0	\$5,000,000
Total			\$800,000	\$1,000,000	\$1,500,000	\$1,000,000	\$700,000	\$0	\$0	\$5,000,000

*Status definitions:

- Unidentified: Funding source has not yet been determined
- Identified: Funding source has been found, but not yet requested
- Applied: Grant or loan application has been submitted, or budget has been requested
- Awarded: Grant or loan has been offered but the contract has not yet been signed or budget has not yet been approved by Council
- Encumbered: Project contract has been signed and funds have been allocated to spend on the project

Funding amounts in red reflect sources that are unidentified, identified or anticipated.

Longterm Control Integrated with Other Infrastructure

WWM-2013-120

Executive Summary:

Long term control of stormwater will be identified throughout the City where funds can be maximized to solve multiple problems. Integrated funds will be used when a stormwater project has 2 additional infrastructure needs and provides a public benefit or economic development potential.

Project Justification:

To capture saving associated with constructing multiple projects at the same time, integrated funds will be used for multiple benefit projects.

Location:

Other Location

City wide

Project Status:

Active

This project is currently in the planning stages.

External Factors:

Council action is required to approve Enterprise Fund Rates in order to fully fund this project.

Maintenance:

Maintenance of capital facilities, buildings and infrastructure has an impact on a Department's operating budget, and thus routine maintenance costs for new and ongoing projects are identified in the table below.

	2015	2016	2017	2018	2019	2020	Total
Expected Annual Maintenance	\$0	\$0	\$0	\$0	\$0	\$0	\$0

Maintenance Comments:

Longterm Control Integrated with Other Infrastructure

WWM-2013-120

Spending:

Project Phase	Spending To Date	Estimated Spending							Total
		2015	2016	2017	2018	2019	2020	6-Year Total	
Construction	\$2,200,000	\$4,400,000	\$4,400,000	\$4,400,000	\$4,400,000	\$4,400,000	\$4,400,000	\$26,400,000	\$28,600,000
Design	\$200,000	\$600,000	\$600,000	\$600,000	\$600,000	\$600,000	\$600,000	\$3,600,000	\$3,800,000
Total	\$2,400,000	\$5,000,000	\$5,000,000	\$5,000,000	\$5,000,000	\$5,000,000	\$5,000,000	\$30,000,000	\$32,400,000

Funding:

Funding Name	Source	Status*	Funding to Date	Estimated Funding						Total
				2015	2016	2017	2018	2019	2020	
Utility Rates	Local	Unidentified	\$2,400,000	\$5,000,000	\$5,000,000	\$5,000,000	\$5,000,000	\$5,000,000	\$5,000,000	\$32,400,000
Total			\$2,400,000	\$5,000,000	\$5,000,000	\$5,000,000	\$5,000,000	\$5,000,000	\$5,000,000	\$32,400,000

*Status definitions:

- Unidentified: Funding source has not yet been determined
- Identified: Funding source has been found, but not yet requested
- Applied: Grant or loan application has been submitted, or budget has been requested
- Awarded: Grant or loan has been offered but the contract has not yet been signed or budget has not yet been approved by Council
- Encumbered: Project contract has been signed and funds have been allocated to spend on the project

Funding amounts in red reflect sources that are unidentified, identified or anticipated.

Sharp Avenue Stormwater Improvements

WWM-2014-72

Executive Summary:

A low impact development stormwater project will be constructed in Sharp Avenue to determine viability of permeable pavements within the traveled lanes. The project will also a center bioretention swale, street trees, and standard pavement.

Project Justification:

This project will reduce the amount of pollutants going into the Spokane River.

Location:

Other Location

Sharp Avenue from Pearl to Hamilton

Project Status:

Active

Design will start in 2014

External Factors:

Stormwater design needs to be completed by August 1, 2014 to meet an Ecology Stormwater Grant funding design deadline.

Maintenance:

Maintenance of capital facilities, buildings and infrastructure has an impact on a Department's operating budget, and thus routine maintenance costs for new and ongoing projects are identified in the table below.

	2015	2016	2017	2018	2019	2020	Total
Expected Annual Maintenance	\$0	\$0	\$0	\$0	\$0	\$0	\$0

Maintenance Comments:

Sharp Avenue Stormwater Improvements

WWM-2014-72

Spending:

Project Phase	Spending To Date	Estimated Spending							Total
		2015	2016	2017	2018	2019	2020	6-Year Total	
Construction	\$0	\$0	\$1,300,000	\$0	\$0	\$0	\$0	\$1,300,000	\$1,300,000
Design	\$85,000	\$35,000	\$0	\$0	\$0	\$0	\$0	\$35,000	\$120,000
Total	\$85,000	\$35,000	\$1,300,000	\$0	\$0	\$0	\$0	\$1,335,000	\$1,420,000

Funding:

Funding Name	Source	Status*	Funding to Date	Estimated Funding						Total
				2015	2016	2017	2018	2019	2020	
ECY Capacity Grant	State	Awarded	\$85,000	\$35,000	\$0	\$0	\$0	\$0	\$0	\$120,000
ECY SW Grant	State	Identified	\$0	\$0	\$1,000,000	\$0	\$0	\$0	\$0	\$1,000,000
Utility Rates	Local	Applied	\$0	\$0	\$300,000	\$0	\$0	\$0	\$0	\$300,000
Total			\$85,000	\$35,000	\$1,300,000	\$0	\$0	\$0	\$0	\$1,420,000

*Status definitions:

- Unidentified: Funding source has not yet been determined
- Identified: Funding source has been found, but not yet requested
- Applied: Grant or loan application has been submitted, or budget has been requested
- Awarded: Grant or loan has been offered but the contract has not yet been signed or budget has not yet been approved by Council
- Encumbered: Project contract has been signed and funds have been allocated to spend on the project

Funding amounts in red reflect sources that are unidentified, identified or anticipated.

Union Basin Stormwater Project

WWM-2014-193

Executive Summary:

Tree boxes will be constructed within the Union Stormwater Basin to treat and manage stormwater. The stormwater discharge to the Spokane River will be eliminated by this project.

Project Justification:

The discharge from the Union Basin outfall pipe is known to contain high levels of PCBs based on the Department of Ecology sampling. The goal of the project is to eliminate the stormwater flow into the Spokane River by treating and infiltrating stormwater.

Location:

Other Location

Trent from Napa to Erie

Project Status:

Active

Design will start in 2014

External Factors:

A portion of Martin Luther King, JR Way is within Union Basin. Design and construction of these two projects will be coordinated.

Maintenance:

Maintenance of capital facilities, buildings and infrastructure has an impact on a Department's operating budget, and thus routine maintenance costs for new and ongoing projects are identified in the table below.

	2015	2016	2017	2018	2019	2020	Total
Expected Annual Maintenance	\$0	\$0	\$0	\$0	\$0	\$0	\$0

Maintenance Comments:

Union Basin Stormwater Project

WWM-2014-193

Spending:

Project Phase	Spending To Date	Estimated Spending						6-Year Total	Total
		2015	2016	2017	2018	2019	2020		
Construction	\$0	\$1,323,000	\$0	\$0	\$0	\$0	\$0	\$1,323,000	\$1,323,000
Design	\$130,400	\$0	\$0	\$0	\$0	\$0	\$0	\$0	\$130,400
Total	\$130,400	\$1,323,000	\$0	\$0	\$0	\$0	\$0	\$1,323,000	\$1,453,400

Funding:

Funding Name	Source	Status*	Funding to Date	Estimated Funding						Total
				2015	2016	2017	2018	2019	2020	
ECY SW Grant	State	Encumbered	\$80,000	\$920,000	\$0	\$0	\$0	\$0	\$0	\$1,000,000
Utility Rates	Local	Awarded	\$50,400	\$403,000	\$0	\$0	\$0	\$0	\$0	\$453,400
Total			\$130,400	\$1,323,000	\$0	\$0	\$0	\$0	\$0	\$1,453,400

*Status definitions:

- Unidentified: Funding source has not yet been determined
- Identified: Funding source has been found, but not yet requested
- Applied: Grant or loan application has been submitted, or budget has been requested
- Awarded: Grant or loan has been offered but the contract has not yet been signed or budget has not yet been approved by Council
- Encumbered: Project contract has been signed and funds have been allocated to spend on the project

Funding amounts in red reflect sources that are unidentified, identified or anticipated.

Next Level of Treatment Implementation

WWM-2012-106

Executive Summary:

Engineering report, design and construction of tertiary membrane filtration to remove phosphorus as required by the NPDES permit.

Project Justification:

This project consists of an engineering report, design and construction of the tertiary membrane filtration selected by piloting to seasonally remove phosphorus down to the seasonal average of 17.8 pounds per day per the NPDES permit. The membrane filters will be installed to discharge higher quality effluent to the Spokane River. The engineering report concerning the final effluent filter was submitted to the State Department of Ecology. This project will reduce the amount of phosphorus that currently discharges to the Spokane River.

Location:

Other Location

RPWRF 4401 N. A.L. White Parkway

Project Status:

Active

Design will begin in 2013 and construction will begin in 2015. .

External Factors:

Council action is required to approve Enterprise Fund Rates to fully fund this project.

Maintenance:

Maintenance of capital facilities, buildings and infrastructure has an impact on a Department's operating budget, and thus routine maintenance costs for new and ongoing projects are identified in the table below.

	2015	2016	2017	2018	2019	2020	Total
Expected Annual Maintenance	\$0	\$0	\$0	\$0	\$150,000	\$150,000	\$300,000

Maintenance Comments:

A variety of chemicals are used to clean the NLT membrane facility.

Wastewater Management / Total Maximum Daily Load Compliance

Next Level of Treatment Implementation

WWM-2012-106

Spending:

Project Phase	Spending To Date	Estimated Spending							Total
		2015	2016	2017	2018	2019	2020	6-Year Total	
Construction	\$0	\$5,928,000	\$19,387,000	\$46,924,000	\$43,946,000	\$7,365,000	\$2,000,000	\$125,550,000	\$125,550,000
Total	\$0	\$5,928,000	\$19,387,000	\$46,924,000	\$43,946,000	\$7,365,000	\$2,000,000	\$125,550,000	\$125,550,000

Funding:

Funding Name	Source	Status*	Funding to Date	Estimated Funding						Total
				2015	2016	2017	2018	2019	2020	
Utility Rates	Local	Identified	\$0	\$5,928,000	\$19,387,000	\$46,924,000	\$43,946,000	\$7,365,000	\$2,000,000	\$125,550,000
Total			\$0	\$5,928,000	\$19,387,000	\$46,924,000	\$43,946,000	\$7,365,000	\$2,000,000	\$125,550,000

*Status definitions:

- Unidentified: Funding source has not yet been determined
- Identified: Funding source has been found, but not yet requested
- Applied: Grant or loan application has been submitted, or budget has been requested
- Awarded: Grant or loan has been offered but the contract has not yet been signed or budget has not yet been approved by Council
- Encumbered: Project contract has been signed and funds have been allocated to spend on the project

Funding amounts in red reflect sources that are unidentified, identified or anticipated.

WATER DEPARTMENT

Water Department

Department Goals

From modest beginnings and horse-drawn deliveries of wooden pipe, The Spokane Water Department has grown to become a modern water system serving the needs of 211,000 customers. We are proud of our long service to the region. We look forward to continuing our mission of consistently delivering affordable high quality water combined with excellent customer service and ample fire protection capacity for years to come.



Contact Information

Dan Kegley, Director, 625-7821, dkegley@spokanecity.org

Name	Title	Telephone	email
Chris Peterschmidt	Water Engineer	625-7803	cpeterschmidt@spokanecity.org
James Sakamoto	Principal Engineer	625-7854	jsakamoto@spokanecity.org

Services Provided

The City of Spokane Water Department provides potable water to customers within our retail service area. This includes customers living inside the City of Spokane along with others who reside outside the city. As required by State law, the City operates the system under the Washington State Public Water System Identification No. 83100K. The Spokane water system is the ranked 3rd largest in total size state wide

The City of Spokane's Water Department is one of the best water utilities in the Pacific Northwest. It has a Class 1 fire rating, the highest possible, and the Water Department also has the highest possible operating rating. The City of Spokane has some of the highest quality and lowest cost drinking water in the state. The Water Department is an enterprise fund, which provides goods or services to the public for a fee and makes the entity self-supporting. The Water Department has an annual operating budget of over \$35 million with the major source of revenue coming from water sales. The 20 percent utilities tax is a major source of revenue to the City's general fund.

Background

The Program is organized into four elements: source well and booster pump stations, storage system improvements, and transmission mains, and facilities and operations. Each element is described below. Projects within these elements are divided into individual and continuing projects. Projects that are individual and specific to one site are listed separately from continuing maintenance projects. While on-going maintenance projects with large capital expenditures are included in the Program, minor maintenance work is completed under the utility's operation budget and will not be found in this document.

- Source Well and Booster Pump Stations: Source wells extract water from the Spokane Valley Rathdrum Prairie Aquifer, the City's sole source for drinking water. Booster pump stations move the water across distances and to storage facilities at higher elevations providing service throughout the City.
- Storage Systems Improvements: The City's water system has several varieties of tanks and reservoirs that provide water storage. These facilities are located throughout the City, and they serve the dual purposes of balancing customers supply needs and fire protection. Well and booster pump stations keep the tanks full and full tanks supply emergency storage. In addition tanks help equalize the water pressure in the entire system.
- Transmission Mains: Pipes deliver water from the Aquifer to water customers. Large diameter pipes that transport water across the city to storage facilities are called transmission mains. Smaller diameter pipes that carry water to residences and businesses are called distribution mains.
- Facilities: In addition to operating and maintaining the water system, the City's Water Department is responsible for several facilities, including the Upriver Dam.

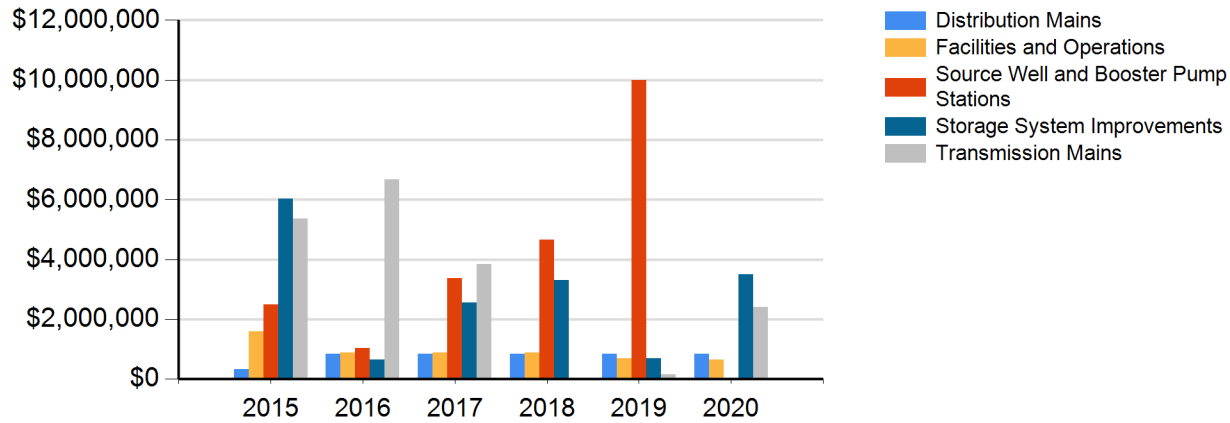
Level of Service Standard

The City presently has seven well sites tapping into the aquifer for its water supply source. Ideal design practice recommends that the source of supply capacity be equal to the maximum day demand (MDD), allowing stored water to be used for the peaking requirements of the system. The total system pumping capacity is 282 MGD. The highest recorded MDD is 185 MGD. Minimum LOS standards were established in the Countywide Planning Policies. According to these policies, distribution pipelines must be designed to deliver sufficient water to meet peak customer demands (peak hourly demand), this period occurring over a range of a few minutes to several hours. The flow rate must be provided at no less than 30 psi (pounds per square inch) at all points in the distribution system (measured at any customer's water meter or at the property line if no meter exists) except for fire flow conditions. By existing policy, the City of Spokane Water Department requires that the water system provide the specified LOS at a minimum pressure of 45 psi. Water pressures of at least 45 psi have proven more satisfactory in terms of meeting the water needs for most customers.

Spending by Category Summary

Water

Category	2015	2016	2017	2018	2019	2020	Total
Distribution Mains	\$325,000	\$850,000	\$850,000	\$850,000	\$850,000	\$850,000	\$4,575,000
Facilities and Operations	\$1,590,000	\$890,000	\$890,000	\$890,000	\$690,000	\$660,000	\$5,610,000
Source Well and Booster Pump Stations	\$2,485,000	\$1,030,000	\$3,375,000	\$4,650,000	\$10,000,000	\$0	\$21,540,000
Storage System Improvements	\$6,040,000	\$650,000	\$2,550,000	\$3,300,000	\$700,000	\$3,500,000	\$16,740,000
Transmission Mains	\$5,369,000	\$6,674,000	\$3,838,000	\$0	\$150,000	\$2,400,000	\$18,431,000
Total	\$15,809,000	\$10,094,000	\$11,503,000	\$9,690,000	\$12,390,000	\$7,410,000	\$66,896,000



Funding Summary by Project

Water

Distribution Mains									
Project Name	Funding Source	To Date	2015	2016	2017	2018	2019	2020	Project Total
13th Avenue; Wall to Bernard	Utility Rates	\$0	\$300,000	\$0	\$0	\$0	\$0	\$0	\$300,000
	Total	\$0	\$300,000	\$0	\$0	\$0	\$0	\$0	\$300,000
Clarke Ave./Water Ave. Distribution Replacement	Utility Rates	\$0	\$25,000	\$450,000	\$0	\$0	\$0	\$0	\$475,000
	Total	\$0	\$25,000	\$450,000	\$0	\$0	\$0	\$0	\$475,000
Distribution Main Rehabilitation	Utility Rates	\$0	\$0	\$0	\$450,000	\$450,000	\$450,000	\$450,000	\$1,800,000
	Total	\$0	\$0	\$0	\$450,000	\$450,000	\$450,000	\$450,000	\$1,800,000
Long Service Elimination	Utility Rates	\$0	\$0	\$400,000	\$400,000	\$400,000	\$400,000	\$400,000	\$2,000,000
	Total	\$0	\$0	\$400,000	\$400,000	\$400,000	\$400,000	\$400,000	\$2,000,000
Category Total		\$0	\$325,000	\$850,000	\$850,000	\$850,000	\$850,000	\$850,000	\$4,575,000
Facilities and Operations									
Project Name	Funding Source	To Date	2015	2016	2017	2018	2019	2020	Project Total
Metering	Utility Rates	\$0	\$500,000	\$500,000	\$500,000	\$500,000	\$300,000	\$300,000	\$2,600,000
	Total	\$0	\$500,000	\$500,000	\$500,000	\$500,000	\$300,000	\$300,000	\$2,600,000
Rebuild Generator #2 in Powerhouse #2	Utility Rates	\$0	\$0	\$30,000	\$300,000	\$0	\$0	\$0	\$330,000
	Total	\$0	\$0	\$30,000	\$300,000	\$0	\$0	\$0	\$330,000
Rebuild Generator #1 in Powerhouse #1	Utility Rates	\$0	\$0	\$0	\$30,000	\$300,000	\$0	\$0	\$330,000
	Total	\$0	\$0	\$0	\$30,000	\$300,000	\$0	\$0	\$330,000
Rebuild Generator #1 in Powerhouse #2	Utility Rates	\$0	\$30,000	\$300,000	\$0	\$0	\$0	\$0	\$330,000
	Total	\$0	\$30,000	\$300,000	\$0	\$0	\$0	\$0	\$330,000
Rebuild Generator #2 in Powerhouse #1	Utility Rates	\$0	\$0	\$0	\$0	\$30,000	\$300,000	\$0	\$330,000
	Total	\$0	\$0	\$0	\$0	\$30,000	\$300,000	\$0	\$330,000
Rebuild Generator #3 in Powerhouse #1	Utility Rates	\$0	\$0	\$0	\$0	\$0	\$30,000	\$300,000	\$330,000
	Total	\$0	\$0	\$0	\$0	\$0	\$30,000	\$300,000	\$330,000
SCADA System	Utility Rates	\$0	\$60,000	\$60,000	\$60,000	\$60,000	\$60,000	\$60,000	\$360,000
	Total	\$0	\$60,000	\$60,000	\$60,000	\$60,000	\$60,000	\$60,000	\$360,000

Facilities and Operations (continued)

Project Name	Funding Source	To Date	2015	2016	2017	2018	2019	2020	Project Total
Upriver Dam Spillway Rehabilitation	Utility Rates	\$200,000	\$1,000,000	\$0	\$0	\$0	\$0	\$0	\$1,000,000
	Total	\$200,000	\$1,000,000	\$0	\$0	\$0	\$0	\$0	\$1,000,000
Category Total		\$200,000	\$1,590,000	\$890,000	\$890,000	\$890,000	\$690,000	\$660,000	\$5,610,000

Source Well and Booster Pump Stations

Project Name	Funding Source	To Date	2015	2016	2017	2018	2019	2020	Project Total
Booster Station Metering	Utility Rates	\$0	\$180,000	\$180,000	\$0	\$0	\$0	\$0	\$360,000
	Total	\$0	\$180,000	\$180,000	\$0	\$0	\$0	\$0	\$360,000
Central Avenue Station 1st Well Rehabilitation	Utility Rates	\$75,000	\$1,855,000	\$0	\$0	\$0	\$0	\$0	\$1,855,000
	Total	\$75,000	\$1,855,000	\$0	\$0	\$0	\$0	\$0	\$1,855,000
Central Avenue Station 2nd Well Rehabilitation	Utility Rates	\$0	\$0	\$0	\$75,000	\$1,500,000	\$0	\$0	\$1,575,000
	Total	\$0	\$0	\$0	\$75,000	\$1,500,000	\$0	\$0	\$1,575,000
Five Mile Booster Replacement	Utility Rates	\$0	\$0	\$0	\$200,000	\$1,800,000	\$0	\$0	\$2,000,000
	Total	\$0	\$0	\$0	\$200,000	\$1,800,000	\$0	\$0	\$2,000,000
Hoffman Well	Utility Rates	\$0	\$0	\$0	\$150,000	\$1,350,000	\$0	\$0	\$1,500,000
	Total	\$0	\$0	\$0	\$150,000	\$1,350,000	\$0	\$0	\$1,500,000
New West Central Well	Utility Rates	\$0	\$100,000	\$700,000	\$0	\$0	\$10,000,000	\$0	\$10,800,000
	Total	\$0	\$100,000	\$700,000	\$0	\$0	\$10,000,000	\$0	\$10,800,000
Parkwater Station Upgrade	Utility Rates	\$0	\$250,000	\$0	\$0	\$0	\$0	\$0	\$250,000
	Total	\$0	\$250,000	\$0	\$0	\$0	\$0	\$0	\$250,000
Plains System New Booster	Utility Rates	\$0	\$100,000	\$0	\$1,100,000	\$0	\$0	\$0	\$1,200,000
	Total	\$0	\$100,000	\$0	\$1,100,000	\$0	\$0	\$0	\$1,200,000
Upriver Headers	Utility Rates	\$0	\$0	\$150,000	\$1,850,000	\$0	\$0	\$0	\$2,000,000
	Total	\$0	\$0	\$150,000	\$1,850,000	\$0	\$0	\$0	\$2,000,000
Category Total		\$75,000	\$2,485,000	\$1,030,000	\$3,375,000	\$4,650,000	\$10,000,000	\$0	\$21,540,000

Storage System Improvements

Project Name	Funding Source	To Date	2015	2016	2017	2018	2019	2020	Project Total
High System Tank	Utility Rates	\$0	\$0	\$0	\$200,000	\$2,800,000	\$0	\$0	\$3,000,000
	Total	\$0	\$0	\$0	\$200,000	\$2,800,000	\$0	\$0	\$3,000,000
Lincoln Heights Tank #2	Utility Rates	\$0	\$700,000	\$0	\$0	\$0	\$0	\$0	\$700,000
	Total	\$0	\$700,000	\$0	\$0	\$0	\$0	\$0	\$700,000

Storage System Improvements (continued)

Project Name	Funding Source	To Date	2015	2016	2017	2018	2019	2020	Project Total
Plains System Large Capacity Reservoir	PWTF	\$300,000	\$0	\$0	\$0	\$0	\$0	\$0	\$0
	Utility Rates	\$360,000	\$0	\$0	\$0	\$0	\$0	\$0	\$0
	Utility Rates	\$0	\$5,340,000	\$0	\$0	\$0	\$0	\$0	\$5,340,000
	Total	\$660,000	\$5,340,000	\$0	\$0	\$0	\$0	\$0	\$5,340,000
SIA System Additional Reservoir	Utility Rates	\$0	\$0	\$150,000	\$1,850,000	\$0	\$0	\$0	\$2,000,000
	Total	\$0	\$0	\$150,000	\$1,850,000	\$0	\$0	\$0	\$2,000,000
Tank Rehabilitation	Utility Rates	\$0	\$0	\$500,000	\$500,000	\$500,000	\$500,000	\$500,000	\$2,500,000
	Total	\$0	\$0	\$500,000	\$500,000	\$500,000	\$500,000	\$500,000	\$2,500,000
Thorpe Road Reservoir No. 2	Utility Rates	\$0	\$0	\$0	\$0	\$0	\$200,000	\$3,000,000	\$3,200,000
	Total	\$0	\$0	\$0	\$0	\$0	\$200,000	\$3,000,000	\$3,200,000
Category Total		\$660,000	\$6,040,000	\$650,000	\$2,550,000	\$3,300,000	\$700,000	\$3,500,000	\$16,740,000

Transmission Mains

Project Name	Funding Source	To Date	2015	2016	2017	2018	2019	2020	Project Total
16th Ave Transmission Main, Chestnut to Milton Booster	Utility Rates	\$0	\$0	\$0	\$0	\$0	\$150,000	\$2,000,000	\$2,150,000
	Total	\$0	\$0	\$0	\$0	\$0	\$150,000	\$2,000,000	\$2,150,000
57th Transmission Main Rehabilitation/Replacement	DWSRF	\$0	\$0	\$350,000	\$3,778,000	\$0	\$0	\$0	\$4,128,000
	Total	\$0	\$0	\$350,000	\$3,778,000	\$0	\$0	\$0	\$4,128,000
Central Well to Indian Trail	Utility Rates	\$0	\$0	\$0	\$0	\$0	\$0	\$400,000	\$400,000
	Total	\$0	\$0	\$0	\$0	\$0	\$0	\$400,000	\$400,000
Cleveland Avenue from Buckeye to Greene	DWSRF	\$0	\$0	\$0	\$0	\$0	\$0	\$0	\$0
	Utility Rates	\$0	\$0	\$0	\$60,000	\$0	\$0	\$0	\$60,000
	Total	\$0	\$0	\$0	\$60,000	\$0	\$0	\$0	\$60,000
Glenrose/57th/Havana/37th	DWSRF	\$0	\$4,049,000	\$1,500,000	\$0	\$0	\$0	\$0	\$5,549,000
	Total	\$0	\$4,049,000	\$1,500,000	\$0	\$0	\$0	\$0	\$5,549,000
Kempe to Woodridge Transmission Main	Utility Rates	\$30,000	\$270,000	\$0	\$0	\$0	\$0	\$0	\$270,000
	Total	\$30,000	\$270,000	\$0	\$0	\$0	\$0	\$0	\$270,000
Manito Boulevard from 14th to 33rd Avenue	DWSRF	\$0	\$200,000	\$3,124,000	\$0	\$0	\$0	\$0	\$3,324,000
	Total	\$0	\$200,000	\$3,124,000	\$0	\$0	\$0	\$0	\$3,324,000
Monroe-Lincoln, 8th Ave. to Main Ave.	Utility Rates	\$0	\$550,000	\$0	\$0	\$0	\$0	\$0	\$550,000
	Total	\$0	\$550,000	\$0	\$0	\$0	\$0	\$0	\$550,000

Transmission Mains (continued)									
Project Name	Funding Source	To Date	2015	2016	2017	2018	2019	2020	Project Total
North/South Freeway Crossings	Utility Rates	\$0	\$300,000	\$1,700,000	\$0	\$0	\$0	\$0	\$2,000,000
	Total	\$0	\$300,000	\$1,700,000	\$0	\$0	\$0	\$0	\$2,000,000
Category Total		\$30,000	\$5,369,000	\$6,674,000	\$3,838,000	\$0	\$150,000	\$2,400,000	\$18,431,000
Department Total		\$965,000	\$15,809,000	\$10,094,000	\$11,503,000	\$9,690,000	\$12,390,000	\$7,410,000	\$66,896,000

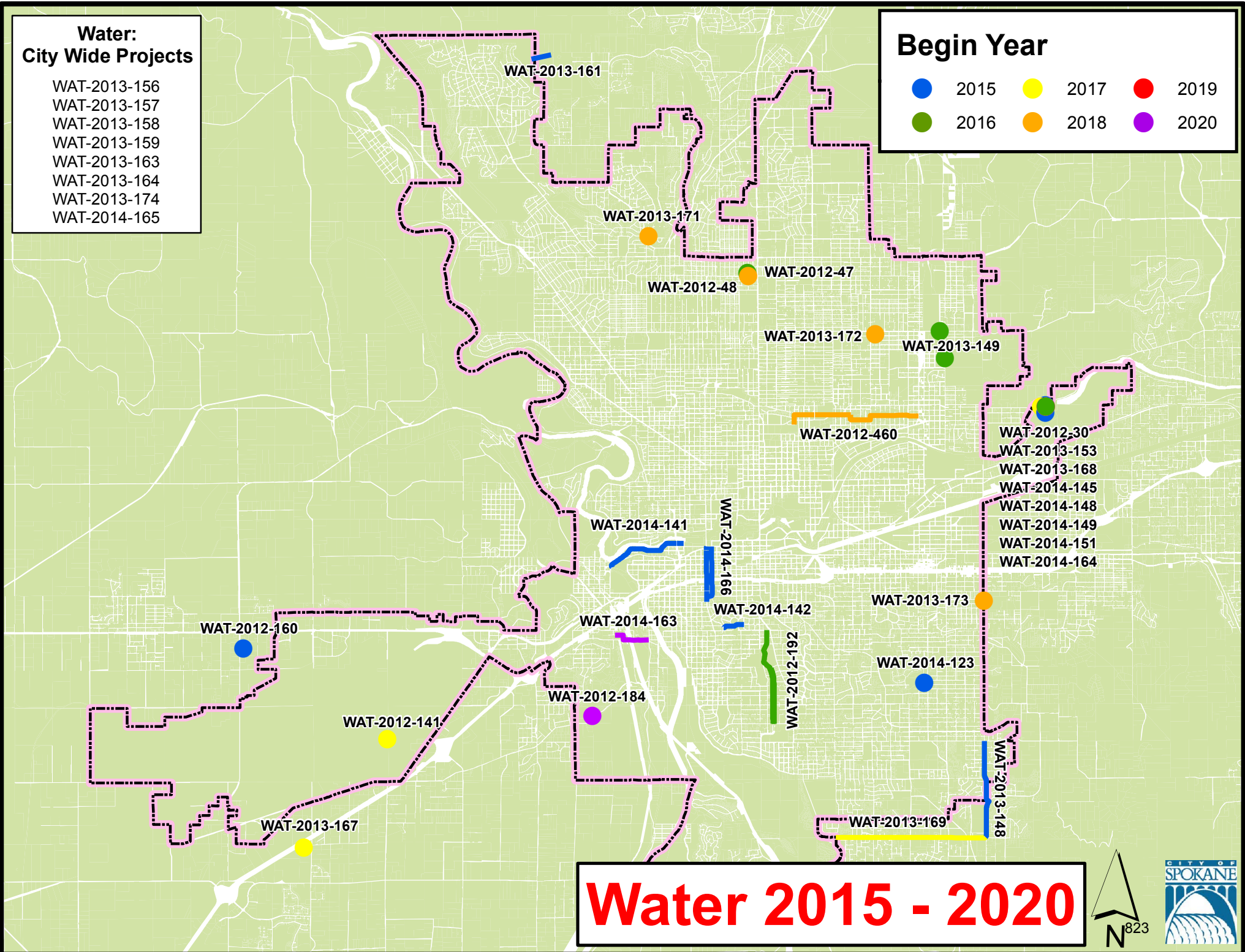
Water Department Project Reports

**Water:
City Wide Projects**

- WAT-2013-156
- WAT-2013-157
- WAT-2013-158
- WAT-2013-159
- WAT-2013-163
- WAT-2013-164
- WAT-2013-174
- WAT-2014-165

Begin Year

- | | | |
|---|--|--|
| ● 2015 | ● 2017 | ● 2019 |
| ● 2016 | ● 2018 | ● 2020 |



Water 2015 - 2020



Water / Distribution Mains

13th Avenue; Wall to Bernard

WAT-2014-142

Executive Summary:

This project would add a distribution main and replace long, aged, leaking, failing services with new ones connected to the new main.

Project Justification:

This area has been identified as having 20+ long (over 250 feet), aged, and leaking service lines in just 2 blocks.

Location:

Other Location

As above

Project Status:

Active

Design in 2014/2015. Construction in 2015

External Factors:

Maintenance:

Maintenance of capital facilities, buildings and infrastructure has an impact on a Department's operating budget, and thus routine maintenance costs for new and ongoing projects are identified in the table below.

	2015	2016	2017	2018	2019	2020	Total
Expected Annual Maintenance	\$0	\$0	\$0	\$0	\$0	\$0	\$0

Maintenance Comments:

Water / Distribution Mains

13th Avenue; Wall to Bernard

WAT-2014-142

Spending:

Project Phase	Spending To Date	Estimated Spending							Total
		2015	2016	2017	2018	2019	2020	6-Year Total	
---	\$0	\$300,000	\$0	\$0	\$0	\$0	\$0	\$300,000	\$300,000
Total	\$0	\$300,000	\$0	\$0	\$0	\$0	\$0	\$300,000	\$300,000

Funding:

Funding Name	Source	Status*	Funding to Date	Estimated Funding						Total
				2015	2016	2017	2018	2019	2020	
Utility Rates	Local	Identified	\$0	\$300,000	\$0	\$0	\$0	\$0	\$0	\$300,000
Total			\$0	\$300,000	\$0	\$0	\$0	\$0	\$0	\$300,000

*Status definitions:

- Unidentified: Funding source has not yet been determined
- Identified: Funding source has been found, but not yet requested
- Applied: Grant or loan application has been submitted, or budget has been requested
- Awarded: Grant or loan has been offered but the contract has not yet been signed or budget has not yet been approved by Council
- Encumbered: Project contract has been signed and funds have been allocated to spend on the project

Funding amounts in red reflect sources that are unidentified, identified or anticipated.

Clarke Ave./Water Ave. Distribution Replacement

WAT-2014-141

Executive Summary:

This project would replace a portion of old cast iron distribution main that is in need of replacement in conjunction with a road and trail project in the same right of way.

Project Justification:

This project would replace the existing pipeline with ductile iron, greatly increasing its useful life. The existing pipe would not survive the other work in the right of way.

Location:

Other Location

Clarke and Water Avenues, Cedar St. to approximately Latah Creek.

Project Status:

Active

Design in 2014/2015. Construction in 2015.

External Factors:

Maintenance:

Maintenance of capital facilities, buildings and infrastructure has an impact on a Department's operating budget, and thus routine maintenance costs for new and ongoing projects are identified in the table below.

	2015	2016	2017	2018	2019	2020	Total
Expected Annual Maintenance	\$0	\$0	\$0	\$0	\$0	\$0	\$0

Maintenance Comments:

Clarke Ave./Water Ave. Distribution Replacement

WAT-2014-141

Spending:

Project Phase	Spending To Date	Estimated Spending							Total
		2015	2016	2017	2018	2019	2020	6-Year Total	
Construction	\$0	\$25,000	\$450,000	\$0	\$0	\$0	\$0	\$475,000	\$475,000
Total	\$0	\$25,000	\$450,000	\$0	\$0	\$0	\$0	\$475,000	\$475,000

Funding:

Funding Name	Source	Status*	Funding to Date	Estimated Funding						Total
				2015	2016	2017	2018	2019	2020	
Utility Rates	Local	Identified	\$0	\$25,000	\$450,000	\$0	\$0	\$0	\$0	\$475,000
Total			\$0	\$25,000	\$450,000	\$0	\$0	\$0	\$0	\$475,000

*Status definitions:

- Unidentified: Funding source has not yet been determined
- Identified: Funding source has been found, but not yet requested
- Applied: Grant or loan application has been submitted, or budget has been requested
- Awarded: Grant or loan has been offered but the contract has not yet been signed or budget has not yet been approved by Council
- Encumbered: Project contract has been signed and funds have been allocated to spend on the project

Funding amounts in red reflect sources that are unidentified, identified or anticipated.

Water / Distribution Mains

Distribution Main Rehabilitation

WAT-2013-164

Executive Summary:

This annual project would be to address the worst distribution pipeline as identified by repair records, condition assessment, service outages, and property damage. This would be an on-going program to address at least one problem area per year.

Project Justification:

This project will eliminate problem areas within the distribution system.

Location:

Other Location

City wide.

Project Status:

Active

Distribution Main Rehabilitation annual program work started in 2014. Work under this program for 2016 will be the Clarke Ave./Water Ave. Distribution Replacement.

External Factors:

Council action is required to approve Enterprise Fund Rates in order to fully fund this project.

Maintenance:

Maintenance of capital facilities, buildings and infrastructure has an impact on a Department's operating budget, and thus routine maintenance costs for new and ongoing projects are identified in the table below.

	2015	2016	2017	2018	2019	2020	Total
Expected Annual Maintenance	\$0	\$0	\$0	\$0	\$0	\$0	\$0

Maintenance Comments:

Distribution Main Rehabilitation

WAT-2013-164

Spending:

Project Phase	Spending To Date	Estimated Spending							Total
		2015	2016	2017	2018	2019	2020	6-Year Total	
Construction	\$0	\$0	\$0	\$450,000	\$450,000	\$450,000	\$450,000	\$1,800,000	\$1,800,000
Total	\$0	\$0	\$0	\$450,000	\$450,000	\$450,000	\$450,000	\$1,800,000	\$1,800,000

Funding:

Funding Name	Source	Status*	Funding to Date	Estimated Funding						Total
				2015	2016	2017	2018	2019	2020	
Utility Rates	Local	Identified	\$0	\$0	\$0	\$450,000	\$450,000	\$450,000	\$450,000	\$1,800,000
Total			\$0	\$0	\$0	\$450,000	\$450,000	\$450,000	\$450,000	\$1,800,000

*Status definitions:

- Unidentified: Funding source has not yet been determined
- Identified: Funding source has been found, but not yet requested
- Applied: Grant or loan application has been submitted, or budget has been requested
- Awarded: Grant or loan has been offered but the contract has not yet been signed or budget has not yet been approved by Council
- Encumbered: Project contract has been signed and funds have been allocated to spend on the project

Funding amounts in red reflect sources that are unidentified, identified or anticipated.

Water / Distribution Mains

Long Service Elimination

WAT-2013-158

Executive Summary:

This would be a program designed to install sections of distribution main then reconnect service lines that are currently several hundred feet long.

Project Justification:

There are over 7,000 service lines in the city which are in excess of 250 feet long; typically before the meter. These lines are often leaking, and a source of lost water and revenue.

Location:

Other Location

City wide

Project Status:

Active

Ongoing. Long Service Elimination annual program work started in 2014. Work under this program for 2015 will be the 13th Avenue; Wall to Bernard.

External Factors:

Council action is required to approve Enterprise Fund Rates in order to fully fund this project.

Maintenance:

Maintenance of capital facilities, buildings and infrastructure has an impact on a Department's operating budget, and thus routine maintenance costs for new and ongoing projects are identified in the table below.

	2015	2016	2017	2018	2019	2020	Total
Expected Annual Maintenance	\$0	\$0	\$0	\$0	\$0	\$0	\$0

Maintenance Comments:

Long Service Elimination

WAT-2013-158

Spending:

Project Phase	Spending To Date	Estimated Spending							Total
		2015	2016	2017	2018	2019	2020	6-Year Total	
Construction	\$0	\$0	\$400,000	\$400,000	\$400,000	\$400,000	\$400,000	\$2,000,000	\$2,000,000
Total	\$0	\$0	\$400,000	\$400,000	\$400,000	\$400,000	\$400,000	\$2,000,000	\$2,000,000

Funding:

Funding Name	Source	Status*	Funding to Date	Estimated Funding						Total
				2015	2016	2017	2018	2019	2020	
Utility Rates	Local	Identified	\$0	\$0	\$400,000	\$400,000	\$400,000	\$400,000	\$400,000	\$2,000,000
Total			\$0	\$0	\$400,000	\$400,000	\$400,000	\$400,000	\$400,000	\$2,000,000

*Status definitions:

- Unidentified: Funding source has not yet been determined
- Identified: Funding source has been found, but not yet requested
- Applied: Grant or loan application has been submitted, or budget has been requested
- Awarded: Grant or loan has been offered but the contract has not yet been signed or budget has not yet been approved by Council
- Encumbered: Project contract has been signed and funds have been allocated to spend on the project

Funding amounts in red reflect sources that are unidentified, identified or anticipated.

Metering

WAT-2013-156

Executive Summary:

This would be an ongoing annual costs for upgrading the meter reading equipment: meters, radios, readers, programs, etc.

Project Justification:

This equipment allows the water department to account for usage and accurately bill usage.

Location:

Other Location

City wide.

Project Status:

Active

This project is ongoing.

External Factors:

Council action is required to approve Enterprise Fund Rates in order to fully fund this project.

Maintenance:

Maintenance of capital facilities, buildings and infrastructure has an impact on a Department's operating budget, and thus routine maintenance costs for new and ongoing projects are identified in the table below.

	2015	2016	2017	2018	2019	2020	Total
Expected Annual Maintenance	\$0	\$0	\$0	\$0	\$0	\$0	\$0

Maintenance Comments:

Water / Facilities and Operations

Metering

WAT-2013-156

Spending:

Project Phase	Spending To Date	Estimated Spending							Total
		2015	2016	2017	2018	2019	2020	6-Year Total	
Construction	\$0	\$500,000	\$500,000	\$500,000	\$500,000	\$300,000	\$300,000	\$2,600,000	\$2,600,000
Total	\$0	\$500,000	\$500,000	\$500,000	\$500,000	\$300,000	\$300,000	\$2,600,000	\$2,600,000

Funding:

Funding Name	Source	Status*	Funding to Date	Estimated Funding						Total
				2015	2016	2017	2018	2019	2020	
Utility Rates	Local	Identified	\$0	\$500,000	\$500,000	\$500,000	\$500,000	\$300,000	\$300,000	\$2,600,000
Total			\$0	\$500,000	\$500,000	\$500,000	\$500,000	\$300,000	\$300,000	\$2,600,000

*Status definitions:

- Unidentified: Funding source has not yet been determined
- Identified: Funding source has been found, but not yet requested
- Applied: Grant or loan application has been submitted, or budget has been requested
- Awarded: Grant or loan has been offered but the contract has not yet been signed or budget has not yet been approved by Council
- Encumbered: Project contract has been signed and funds have been allocated to spend on the project

Funding amounts in red reflect sources that are unidentified, identified or anticipated.

Rebuild Generator #2 in Powerhouse #2

WAT-2014-148

Executive Summary:

Rebuilding generator #2 in Powerhouse #2.

Project Justification:

The generators have not been rebuilt since installation in 1985. This project will increase asset life while improving performance and power generation.

Location:

Other Location

Upriver Dam

Project Status:

Active

Design 2016. Construction 2017.

External Factors:

The generators have not been rebuilt since installation in 1985. This project will increase asset life while improving performance and power generation.

Maintenance:

Maintenance of capital facilities, buildings and infrastructure has an impact on a Department's operating budget, and thus routine maintenance costs for new and ongoing projects are identified in the table below.

	2015	2016	2017	2018	2019	2020	Total
Expected Annual Maintenance	\$0	\$0	\$0	\$0	\$0	\$0	\$0

Maintenance Comments:

Rebuild Generator #2 in Powerhouse #2

WAT-2014-148

Spending:

Project Phase	Spending To Date	Estimated Spending							Total
		2015	2016	2017	2018	2019	2020	6-Year Total	
Construction	\$0	\$0	\$0	\$300,000	\$0	\$0	\$0	\$300,000	\$300,000
Design	\$0	\$0	\$30,000	\$0	\$0	\$0	\$0	\$30,000	\$30,000
Total	\$0	\$0	\$30,000	\$300,000	\$0	\$0	\$0	\$330,000	\$330,000

Funding:

Funding Name	Source	Status*	Funding to Date	Estimated Funding						Total
				2015	2016	2017	2018	2019	2020	
Utility Rates	Local	Identified	\$0	\$0	\$30,000	\$300,000	\$0	\$0	\$0	\$330,000
Total			\$0	\$0	\$30,000	\$300,000	\$0	\$0	\$0	\$330,000

*Status definitions:

- Unidentified: Funding source has not yet been determined
- Identified: Funding source has been found, but not yet requested
- Applied: Grant or loan application has been submitted, or budget has been requested
- Awarded: Grant or loan has been offered but the contract has not yet been signed or budget has not yet been approved by Council
- Encumbered: Project contract has been signed and funds have been allocated to spend on the project

Funding amounts in red reflect sources that are unidentified, identified or anticipated.

Rebuild Generator #1 in Powerhouse #1

WAT-2014-149

Executive Summary:

Rebuilding of generator #1 in powerhouse #1 at Upriver Dam.

Project Justification:

This generator has not been rebuilt in over 30 years. This project will increase asset life while improving performance and power generation.

Location:

Other Location
Upriver Dam

Project Status:

Active
Design in 2017. Construction in 2018.

External Factors:

Council action is required to approve Enterprise Fund Rates in order to fully fund this project.

Maintenance:

Maintenance of capital facilities, buildings and infrastructure has an impact on a Department's operating budget, and thus routine maintenance costs for new and ongoing projects are identified in the table below.

	2015	2016	2017	2018	2019	2020	Total
Expected Annual Maintenance	\$0	\$0	\$0	\$0	\$0	\$0	\$0

Maintenance Comments:

Rebuild Generator #1 in Powerhouse #1

WAT-2014-149

Spending:

Project Phase	Spending To Date	Estimated Spending							Total
		2015	2016	2017	2018	2019	2020	6-Year Total	
Construction	\$0	\$0	\$0	\$0	\$300,000	\$0	\$0	\$300,000	\$300,000
Design	\$0	\$0	\$0	\$30,000	\$0	\$0	\$0	\$30,000	\$30,000
Total	\$0	\$0	\$0	\$30,000	\$300,000	\$0	\$0	\$330,000	\$330,000

Funding:

Funding Name	Source	Status*	Funding to Date	Estimated Funding						
				2015	2016	2017	2018	2019	2020	Total
Utility Rates	Local	Identified	\$0	\$0	\$0	\$30,000	\$300,000	\$0	\$0	\$330,000
Total			\$0	\$0	\$0	\$30,000	\$300,000	\$0	\$0	\$330,000

*Status definitions:

- Unidentified: Funding source has not yet been determined
- Identified: Funding source has been found, but not yet requested
- Applied: Grant or loan application has been submitted, or budget has been requested
- Awarded: Grant or loan has been offered but the contract has not yet been signed or budget has not yet been approved by Council
- Encumbered: Project contract has been signed and funds have been allocated to spend on the project

Funding amounts in red reflect sources that are unidentified, identified or anticipated.

Rebuild Generator #1 in Powerhouse #2

WAT-2014-145

Executive Summary:

Rebuild the generators in Powerhouse #2, generator #1 first.

Project Justification:

The generators have not been rebuilt since installation in 1985. This project will increase asset life while improving performance and power generation.

Location:

Other Location
Upriver Dam

Project Status:

Active
Design in 2015. Construction in 2016.

External Factors:

Council action is required to approve Enterprise Fund Rates in order to fully fund this project.

Maintenance:

Maintenance of capital facilities, buildings and infrastructure has an impact on a Department's operating budget, and thus routine maintenance costs for new and ongoing projects are identified in the table below.

	2015	2016	2017	2018	2019	2020	Total
Expected Annual Maintenance	\$0	\$0	\$0	\$0	\$0	\$0	\$0

Maintenance Comments:

Rebuild Generator #1 in Powerhouse #2

WAT-2014-145

Spending:

Project Phase	Spending To Date	Estimated Spending						6-Year Total	Total
		2015	2016	2017	2018	2019	2020		
Construction	\$0	\$0	\$300,000	\$0	\$0	\$0	\$0	\$300,000	\$300,000
Design	\$0	\$30,000	\$0	\$0	\$0	\$0	\$0	\$30,000	\$30,000
Total	\$0	\$30,000	\$300,000	\$0	\$0	\$0	\$0	\$330,000	\$330,000

Funding:

Funding Name	Source	Status*	Funding to Date	Estimated Funding						Total
				2015	2016	2017	2018	2019	2020	
Utility Rates	Local	Identified	\$0	\$30,000	\$300,000	\$0	\$0	\$0	\$0	\$330,000
Total			\$0	\$30,000	\$300,000	\$0	\$0	\$0	\$0	\$330,000

*Status definitions:

- Unidentified: Funding source has not yet been determined
- Identified: Funding source has been found, but not yet requested
- Applied: Grant or loan application has been submitted, or budget has been requested
- Awarded: Grant or loan has been offered but the contract has not yet been signed or budget has not yet been approved by Council
- Encumbered: Project contract has been signed and funds have been allocated to spend on the project

Funding amounts in red reflect sources that are unidentified, identified or anticipated.

Rebuild Generator #2 in Powerhouse #1

WAT-2014-164

Executive Summary:

Rebuilding generator #2 in Powerhouse #1.

Project Justification:

This generator has not been rebuilt in over 30 years. This project will increase asset life while improving performance and power generation.

Location:

Other Location
Upriver Dam

Project Status:

Active
construction in 2019

External Factors:

Council action is required to approve Enterprise Fund Rates in order to fully fund this project.

Maintenance:

Maintenance of capital facilities, buildings and infrastructure has an impact on a Department's operating budget, and thus routine maintenance costs for new and ongoing projects are identified in the table below.

	2015	2016	2017	2018	2019	2020	Total
Expected Annual Maintenance	\$0	\$0	\$0	\$0	\$0	\$0	\$0

Maintenance Comments:

Rebuild Generator #2 in Powerhouse #1

WAT-2014-164

Spending:

Project Phase	Spending To Date	Estimated Spending							Total
		2015	2016	2017	2018	2019	2020	6-Year Total	
Construction	\$0	\$0	\$0	\$0	\$0	\$300,000	\$0	\$300,000	\$300,000
Design	\$0	\$0	\$0	\$0	\$30,000	\$0	\$0	\$30,000	\$30,000
Total	\$0	\$0	\$0	\$0	\$30,000	\$300,000	\$0	\$330,000	\$330,000

Funding:

Funding Name	Source	Status*	Funding to Date	Estimated Funding						Total
				2015	2016	2017	2018	2019	2020	
Utility Rates	Local	Identified	\$0	\$0	\$0	\$0	\$30,000	\$300,000	\$0	\$330,000
Total			\$0	\$0	\$0	\$0	\$30,000	\$300,000	\$0	\$330,000

*Status definitions:

- Unidentified: Funding source has not yet been determined
- Identified: Funding source has been found, but not yet requested
- Applied: Grant or loan application has been submitted, or budget has been requested
- Awarded: Grant or loan has been offered but the contract has not yet been signed or budget has not yet been approved by Council
- Encumbered: Project contract has been signed and funds have been allocated to spend on the project

Funding amounts in red reflect sources that are unidentified, identified or anticipated.

Rebuild Genertor #3 in Powerhouse #1

WAT-2014-151

Executive Summary:

Rebuilding of generator #3 in powerhouse #1 at Upriver Dam.

Project Justification:

This generator has not been rebuilt in over 30 years. This project will increase asset life while improving performance and power generation.

Location:

Other Location
Upriver Dam

Project Status:

Active
Design in 2019. Construction in 2020.

External Factors:

Council action is required to approve Enterprise Fund Rates in order to fully fund this project.

Maintenance:

Maintenance of capital facilities, buildings and infrastructure has an impact on a Department's operating budget, and thus routine maintenance costs for new and ongoing projects are identified in the table below.

	2015	2016	2017	2018	2019	2020	Total
Expected Annual Maintenance	\$0	\$0	\$0	\$0	\$0	\$0	\$0

Maintenance Comments:

Rebuild Genertor #3 in Powerhouse #1

WAT-2014-151

Spending:

Project Phase	Spending To Date	Estimated Spending							Total
		2015	2016	2017	2018	2019	2020	6-Year Total	
Construction	\$0	\$0	\$0	\$0	\$0	\$0	\$300,000	\$300,000	\$300,000
Design	\$0	\$0	\$0	\$0	\$0	\$30,000	\$0	\$30,000	\$30,000
Total	\$0	\$0	\$0	\$0	\$0	\$30,000	\$300,000	\$330,000	\$330,000

Funding:

Funding Name	Source	Status*	Funding to Date	Estimated Funding						Total
				2015	2016	2017	2018	2019	2020	
Utility Rates	Local	Identified	\$0	\$0	\$0	\$0	\$0	\$30,000	\$300,000	\$330,000
Total			\$0	\$0	\$0	\$0	\$0	\$30,000	\$300,000	\$330,000

*Status definitions:

- Unidentified: Funding source has not yet been determined
- Identified: Funding source has been found, but not yet requested
- Applied: Grant or loan application has been submitted, or budget has been requested
- Awarded: Grant or loan has been offered but the contract has not yet been signed or budget has not yet been approved by Council
- Encumbered: Project contract has been signed and funds have been allocated to spend on the project

Funding amounts in red reflect sources that are unidentified, identified or anticipated.

SCADA System

WAT-2013-157

Executive Summary:

This would be an ongoing annual costs for upgrading control equipment: radios, PLCs, data collectors, control programs, etc.

Project Justification:

This equipment allows the department to monitor the system.

Location:

Other Location

City wide.

Project Status:

Active

Ongoing.

External Factors:

Council action is required to approve Enterprise Fund Rates in order to fully fund this project.

Maintenance:

Maintenance of capital facilities, buildings and infrastructure has an impact on a Department's operating budget, and thus routine maintenance costs for new and ongoing projects are identified in the table below.

	2015	2016	2017	2018	2019	2020	Total
Expected Annual Maintenance	\$0	\$0	\$0	\$0	\$0	\$0	\$0

Maintenance Comments:

SCADA System

WAT-2013-157

Spending:

Project Phase	Spending To Date	Estimated Spending							Total
		2015	2016	2017	2018	2019	2020	6-Year Total	
Purchases	\$0	\$60,000	\$60,000	\$60,000	\$60,000	\$60,000	\$60,000	\$360,000	\$360,000
Total	\$0	\$60,000	\$60,000	\$60,000	\$60,000	\$60,000	\$60,000	\$360,000	\$360,000

Funding:

Funding Name	Source	Status*	Funding to Date	Estimated Funding						Total
				2015	2016	2017	2018	2019	2020	
Utility Rates	Local	Identified	\$0	\$60,000	\$60,000	\$60,000	\$60,000	\$60,000	\$60,000	\$360,000
Total			\$0	\$60,000	\$60,000	\$60,000	\$60,000	\$60,000	\$60,000	\$360,000

*Status definitions:

- Unidentified: Funding source has not yet been determined
- Identified: Funding source has been found, but not yet requested
- Applied: Grant or loan application has been submitted, or budget has been requested
- Awarded: Grant or loan has been offered but the contract has not yet been signed or budget has not yet been approved by Council
- Encumbered: Project contract has been signed and funds have been allocated to spend on the project

Funding amounts in red reflect sources that are unidentified, identified or anticipated.

Upriver Dam Spillway Rehabilitation

WAT-2013-153

Executive Summary:

The spillway at upriver dam is a concrete structure that is in need of work in order to remain safe and fully functional.

Project Justification:

This project will be designed to rehabilitate the spillway such that it can be operated many more years rather than deteriorate to a point beyond use.

Location:

Other Location
Upriver Dam

Project Status:

Active
Design is underway during 2014. Construction will begin in 2015.

External Factors:

Council action is required to approve Enterprise Fund Rates in order to fully fund this project.

Maintenance:

Maintenance of capital facilities, buildings and infrastructure has an impact on a Department's operating budget, and thus routine maintenance costs for new and ongoing projects are identified in the table below.

	2015	2016	2017	2018	2019	2020	Total
Expected Annual Maintenance	\$0	\$0	\$0	\$0	\$0	\$0	\$0

Maintenance Comments:

Upriver Dam Spillway Rehabilitation

WAT-2013-153

Spending:

Project Phase	Spending To Date	Estimated Spending							Total
		2015	2016	2017	2018	2019	2020	6-Year Total	
Construction	\$0	\$1,000,000	\$0	\$0	\$0	\$0	\$0	\$1,000,000	\$1,000,000
Design	\$200,000	\$0	\$0	\$0	\$0	\$0	\$0	\$0	\$200,000
Total	\$200,000	\$1,000,000	\$0	\$0	\$0	\$0	\$0	\$1,000,000	\$1,200,000

Funding:

Funding Name	Source	Status*	Funding to Date	Estimated Funding						
				2015	2016	2017	2018	2019	2020	Total
Utility Rates	Local	Identified	\$200,000	\$1,000,000	\$0	\$0	\$0	\$0	\$0	\$1,200,000
Total			\$200,000	\$1,000,000	\$0	\$0	\$0	\$0	\$0	\$1,200,000

*Status definitions:

- Unidentified: Funding source has not yet been determined
- Identified: Funding source has been found, but not yet requested
- Applied: Grant or loan application has been submitted, or budget has been requested
- Awarded: Grant or loan has been offered but the contract has not yet been signed or budget has not yet been approved by Council
- Encumbered: Project contract has been signed and funds have been allocated to spend on the project

Funding amounts in red reflect sources that are unidentified, identified or anticipated.

Water / Source Well and Booster Pump Stations

Booster Station Metering

WAT-2013-159

Executive Summary:

This project would upgrade and/or install booster station meters at each of the City's stations over the next three years.

Project Justification:

Many of the City's 25 booster stations have old, poorly functioning, or non-existent meters.

Location:

Other Location

City wide.

Project Status:

Active

Construction will begin in 2014.

External Factors:

Council action is required to approve Enterprise Fund Rates in order to fully fund this project.

Maintenance:

Maintenance of capital facilities, buildings and infrastructure has an impact on a Department's operating budget, and thus routine maintenance costs for new and ongoing projects are identified in the table below.

	2015	2016	2017	2018	2019	2020	Total
Expected Annual Maintenance	\$0	\$0	\$0	\$0	\$0	\$0	\$0

Maintenance Comments:

Booster Station Metering

WAT-2013-159

Spending:

Project Phase	Spending To Date	Estimated Spending							Total
		2015	2016	2017	2018	2019	2020	6-Year Total	
Construction	\$0	\$180,000	\$180,000	\$0	\$0	\$0	\$0	\$360,000	\$360,000
Planning	\$0	\$0	\$0	\$0	\$0	\$0	\$0	\$0	\$0
Total	\$0	\$180,000	\$180,000	\$0	\$0	\$0	\$0	\$360,000	\$360,000

Funding:

Funding Name	Source	Status*	Funding to Date	Estimated Funding						Total
				2015	2016	2017	2018	2019	2020	
Utility Rates	Local	Identified	\$0	\$180,000	\$180,000	\$0	\$0	\$0	\$0	\$360,000
Total			\$0	\$180,000	\$180,000	\$0	\$0	\$0	\$0	\$360,000

*Status definitions:

- Unidentified: Funding source has not yet been determined
- Identified: Funding source has been found, but not yet requested
- Applied: Grant or loan application has been submitted, or budget has been requested
- Awarded: Grant or loan has been offered but the contract has not yet been signed or budget has not yet been approved by Council
- Encumbered: Project contract has been signed and funds have been allocated to spend on the project

Funding amounts in red reflect sources that are unidentified, identified or anticipated.

Water / Source Well and Booster Pump Stations

Central Avenue Station 1st Well Rehabilitation

WAT-2012-47

Executive Summary:

Construct a new building and install new pumps and motors at Central Avenue Well Station #1.

Project Justification:

Central Avenue Well Station has two wells located at Central Avenue and Normandie Street. The Number 1 well station will be upgraded and modernized with a new building housing new pumps and motors. Both wells contain older submersible style pumps which are not energy efficient and are very expensive to maintain.

Location:

Other Location

Central Avenue and Normandie Street in the northern portion of the City of Spokane.

Project Status:

Active

Property has been acquired

External Factors:

Council action is required to approve Water Rates in order to fully fund this project.

Maintenance:

Maintenance of capital facilities, buildings and infrastructure has an impact on a Department's operating budget, and thus routine maintenance costs for new and ongoing projects are identified in the table below.

	2015	2016	2017	2018	2019	2020	Total
Expected Annual Maintenance	\$0	\$0	\$0	\$0	\$0	\$0	\$0

Maintenance Comments:

Central Avenue Station 1st Well Rehabilitation

WAT-2012-47

Spending:

Project Phase	Spending To Date	Estimated Spending							Total
		2015	2016	2017	2018	2019	2020	6-Year Total	
Construction	\$0	\$1,855,000	\$0	\$0	\$0	\$0	\$0	\$1,855,000	\$1,855,000
Design	\$75,000	\$0	\$0	\$0	\$0	\$0	\$0	\$0	\$75,000
Total	\$75,000	\$1,855,000	\$0	\$0	\$0	\$0	\$0	\$1,855,000	\$1,930,000

Funding:

Funding Name	Source	Status*	Funding to Date	Estimated Funding						Total
				2015	2016	2017	2018	2019	2020	
Utility Rates	Local	Identified	\$75,000	\$1,855,000	\$0	\$0	\$0	\$0	\$0	\$1,930,000
Total			\$75,000	\$1,855,000	\$0	\$0	\$0	\$0	\$0	\$1,930,000

*Status definitions:

- Unidentified: Funding source has not yet been determined
- Identified: Funding source has been found, but not yet requested
- Applied: Grant or loan application has been submitted, or budget has been requested
- Awarded: Grant or loan has been offered but the contract has not yet been signed or budget has not yet been approved by Council
- Encumbered: Project contract has been signed and funds have been allocated to spend on the project

Funding amounts in red reflect sources that are unidentified, identified or anticipated.

Central Avenue Station 2nd Well Rehabilitation

WAT-2012-48

Executive Summary:

The Central Avenue Well Station consists of two wells, with two submersible pumps in them. These pumps are old, very inefficient and very costly to maintain. This project would upgrade the second of the two wells to meet current state standards, and to increase capacity, efficiency and reliability

Project Justification:

Central Avenue Well Station has two wells located at Central Avenue and Normandie Street. The Number 2 well station will be upgraded and modernized with a new building housing new pumps and motors. Both wells contain older submersible style pumps which are not energy efficient and are very expensive to maintain.

Location:

Other Location

Central Avenue and Normandie Street in the northern portion of the City of Spokane.

Project Status:

Active

Property has been acquired.

External Factors:

Council action is required to approve Water Rates in order to fully fund this project.

Maintenance:

Maintenance of capital facilities, buildings and infrastructure has an impact on a Department's operating budget, and thus routine maintenance costs for new and ongoing projects are identified in the table below.

	2015	2016	2017	2018	2019	2020	Total
Expected Annual Maintenance	\$0	\$0	\$0	\$0	\$0	\$0	\$0

Maintenance Comments:

Central Avenue Station 2nd Well Rehabilitation

WAT-2012-48

Spending:

Project Phase	Spending To Date	Estimated Spending							Total
		2015	2016	2017	2018	2019	2020	6-Year Total	
Construction	\$0	\$0	\$0	\$0	\$1,500,000	\$0	\$0	\$1,500,000	\$1,500,000
Design	\$0	\$0	\$0	\$75,000	\$0	\$0	\$0	\$75,000	\$75,000
Total	\$0	\$0	\$0	\$75,000	\$1,500,000	\$0	\$0	\$1,575,000	\$1,575,000

Funding:

Funding Name	Source	Status*	Funding to Date	Estimated Funding						Total
				2015	2016	2017	2018	2019	2020	
Utility Rates	Local	Identified	\$0	\$0	\$0	\$75,000	\$1,500,000	\$0	\$0	\$1,575,000
Total			\$0	\$0	\$0	\$75,000	\$1,500,000	\$0	\$0	\$1,575,000

*Status definitions:

- Unidentified: Funding source has not yet been determined
- Identified: Funding source has been found, but not yet requested
- Applied: Grant or loan application has been submitted, or budget has been requested
- Awarded: Grant or loan has been offered but the contract has not yet been signed or budget has not yet been approved by Council
- Encumbered: Project contract has been signed and funds have been allocated to spend on the project

Funding amounts in red reflect sources that are unidentified, identified or anticipated.

Water / Source Well and Booster Pump Stations

Five Mile Booster Replacement

WAT-2013-171

Executive Summary:

Booster Station replacement.

Project Justification:

The current booster station can no longer keep up with the required load and is at the end of it's service life. A replacement station is more cost effective than updating.

Location:

Other Location

Five Mile

Project Status:

Active

Design is scheduled for 2017 with Construction in 2018.

External Factors:

Council action is required to approve Enterprise Fund Rates in order to fully fund this project.

Maintenance:

Maintenance of capital facilities, buildings and infrastructure has an impact on a Department's operating budget, and thus routine maintenance costs for new and ongoing projects are identified in the table below.

	2015	2016	2017	2018	2019	2020	Total
Expected Annual Maintenance	\$0	\$0	\$0	\$0	\$0	\$0	\$0

Maintenance Comments:

Water / Source Well and Booster Pump Stations

Five Mile Booster Replacement

WAT-2013-171

Spending:

Project Phase	Spending To Date	Estimated Spending							Total
		2015	2016	2017	2018	2019	2020	6-Year Total	
Construction	\$0	\$0	\$0	\$0	\$1,800,000	\$0	\$0	\$1,800,000	\$1,800,000
Design	\$0	\$0	\$0	\$200,000	\$0	\$0	\$0	\$200,000	\$200,000
Total	\$0	\$0	\$0	\$200,000	\$1,800,000	\$0	\$0	\$2,000,000	\$2,000,000

Funding:

Funding Name	Source	Status*	Funding to Date	Estimated Funding						
				2015	2016	2017	2018	2019	2020	Total
Utility Rates	Local	Identified	\$0	\$0	\$0	\$200,000	\$1,800,000	\$0	\$0	\$2,000,000
Total			\$0	\$0	\$0	\$200,000	\$1,800,000	\$0	\$0	\$2,000,000

*Status definitions:

- Unidentified: Funding source has not yet been determined
- Identified: Funding source has been found, but not yet requested
- Applied: Grant or loan application has been submitted, or budget has been requested
- Awarded: Grant or loan has been offered but the contract has not yet been signed or budget has not yet been approved by Council
- Encumbered: Project contract has been signed and funds have been allocated to spend on the project

Funding amounts in red reflect sources that are unidentified, identified or anticipated.

Hoffman Well

WAT-2013-172

Executive Summary:

This project would be to determine what could be done to salvage the well and put it back in service for the city.

Project Justification:

The Hoffman Well station consists of two hand dug, brick lined wells. One well has a ‘kink’ in it due to the ground shifting, and is not safe to use. This project would rehabilitate the wells for safe operation.

Location:

Other Location

Wellesley Avenue and Hoffman Street in the northern portion of the City of Spokane.

Project Status:

Active

Rehabilitation of existing wells.

External Factors:

Council action is required to approve Water Rates in order to fully fund this project.

Maintenance:

Maintenance of capital facilities, buildings and infrastructure has an impact on a Department’s operating budget, and thus routine maintenance costs for new and ongoing projects are identified in the table below.

	2015	2016	2017	2018	2019	2020	Total
Expected Annual Maintenance	\$0	\$0	\$0	\$0	\$0	\$0	\$0

Maintenance Comments:

Water / Source Well and Booster Pump Stations

Hoffman Well

WAT-2013-172

Spending:

Project Phase	Spending To Date	Estimated Spending							Total
		2015	2016	2017	2018	2019	2020	6-Year Total	
Construction	\$0	\$0	\$0	\$0	\$1,350,000	\$0	\$0	\$1,350,000	\$1,350,000
Design	\$0	\$0	\$0	\$150,000	\$0	\$0	\$0	\$150,000	\$150,000
Total	\$0	\$0	\$0	\$150,000	\$1,350,000	\$0	\$0	\$1,500,000	\$1,500,000

Funding:

Funding Name	Source	Status*	Funding to Date	Estimated Funding						
				2015	2016	2017	2018	2019	2020	Total
Utility Rates	Local	Identified	\$0	\$0	\$0	\$150,000	\$1,350,000	\$0	\$0	\$1,500,000
Total			\$0	\$0	\$0	\$150,000	\$1,350,000	\$0	\$0	\$1,500,000

*Status definitions:

- Unidentified: Funding source has not yet been determined
- Identified: Funding source has been found, but not yet requested
- Applied: Grant or loan application has been submitted, or budget has been requested
- Awarded: Grant or loan has been offered but the contract has not yet been signed or budget has not yet been approved by Council
- Encumbered: Project contract has been signed and funds have been allocated to spend on the project

Funding amounts in red reflect sources that are unidentified, identified or anticipated.

Water / Source Well and Booster Pump Stations

New West Central Well

WAT-2013-174

Executive Summary:

This project would site, develop, and connect a well in the central or western portion of the city to the city's existing water system.

Project Justification:

Currently the city's wells all lie in the eastern portion of the city. This project would increase efficiencies of operation by not pumping water as far, and increase system reliability and flexibility by not having all the wells on one side of the city.

Location:

Other Location
Central to West Spokane.

Project Status:

Active
Evaluating location.

External Factors:

Council action is required to approve Water Rates in order to fully fund this project.

Maintenance:

Maintenance of capital facilities, buildings and infrastructure has an impact on a Department's operating budget, and thus routine maintenance costs for new and ongoing projects are identified in the table below.

	2015	2016	2017	2018	2019	2020	Total
Expected Annual Maintenance	\$0	\$0	\$0	\$0	\$0	\$0	\$0

Maintenance Comments:

Water / Source Well and Booster Pump Stations

New West Central Well

WAT-2013-174

Spending:

Project Phase	Spending To Date	Estimated Spending							Total
		2015	2016	2017	2018	2019	2020	6-Year Total	
Construction	\$0	\$0	\$0	\$0	\$0	\$10,000,000	\$0	\$10,000,000	\$10,000,000
Design	\$0	\$0	\$700,000	\$0	\$0	\$0	\$0	\$700,000	\$700,000
Planning	\$0	\$100,000	\$0	\$0	\$0	\$0	\$0	\$100,000	\$100,000
Total	\$0	\$100,000	\$700,000	\$0	\$0	\$10,000,000	\$0	\$10,800,000	\$10,800,000

Funding:

Funding Name	Source	Status*	Funding to Date	Estimated Funding						Total
				2015	2016	2017	2018	2019	2020	
Utility Rates	Local	Identified	\$0	\$100,000	\$700,000	\$0	\$0	\$10,000,000	\$0	\$10,800,000
Total			\$0	\$100,000	\$700,000	\$0	\$0	\$10,000,000	\$0	\$10,800,000

*Status definitions:

- Unidentified: Funding source has not yet been determined
- Identified: Funding source has been found, but not yet requested
- Applied: Grant or loan application has been submitted, or budget has been requested
- Awarded: Grant or loan has been offered but the contract has not yet been signed or budget has not yet been approved by Council
- Encumbered: Project contract has been signed and funds have been allocated to spend on the project

Funding amounts in red reflect sources that are unidentified, identified or anticipated.

Water / Source Well and Booster Pump Stations

Parkwater Station Upgrade

WAT-2012-30

Executive Summary:

This upgrade will remove one pump, motor, and electric controller combination, that supplies water to the North Hill pressure system, and replace it with a modern pump & motor system.

Project Justification:

Well Electric Station was constructed in 1925; the electrical equipment contained in the booster station has become obsolete. This would modernize one of the pump/motor/controls.

Location:

Other Location

5317 W Rutter Avenue near Upriver Dam. Located in the East Central portion of the City of Spokane.

Project Status:

Active

construction in 2015.

External Factors:

Council action is required to approve Enterprise Fund Rates in order to fully fund this project.

Maintenance:

Maintenance of capital facilities, buildings and infrastructure has an impact on a Department's operating budget, and thus routine maintenance costs for new and ongoing projects are identified in the table below.

	2015	2016	2017	2018	2019	2020	Total
Expected Annual Maintenance	\$0	\$0	\$0	\$0	\$0	\$0	\$0

Maintenance Comments:

Water / Source Well and Booster Pump Stations

Parkwater Station Upgrade

WAT-2012-30

Spending:

Project Phase	Spending To Date	Estimated Spending							Total
		2015	2016	2017	2018	2019	2020	6-Year Total	
Construction	\$0	\$250,000	\$0	\$0	\$0	\$0	\$0	\$250,000	\$250,000
Design	\$0	\$0	\$0	\$0	\$0	\$0	\$0	\$0	\$0
Total	\$0	\$250,000	\$0	\$0	\$0	\$0	\$0	\$250,000	\$250,000

Funding:

Funding Name	Source	Status*	Funding to Date	Estimated Funding						
				2015	2016	2017	2018	2019	2020	Total
Utility Rates	Local	Identified	\$0	\$250,000	\$0	\$0	\$0	\$0	\$0	\$250,000
Total			\$0	\$250,000	\$0	\$0	\$0	\$0	\$0	\$250,000

*Status definitions:

- Unidentified: Funding source has not yet been determined
- Identified: Funding source has been found, but not yet requested
- Applied: Grant or loan application has been submitted, or budget has been requested
- Awarded: Grant or loan has been offered but the contract has not yet been signed or budget has not yet been approved by Council
- Encumbered: Project contract has been signed and funds have been allocated to spend on the project

Funding amounts in red reflect sources that are unidentified, identified or anticipated.

Water / Source Well and Booster Pump Stations

Plains System New Booster

WAT-2012-141

Executive Summary:

Design and construct a new booster station to increase supply to the West Plains area.

Project Justification:

A new booster station will be constructed in the West Plains area. The new booster station will improve water service to the Plains Pressure System by providing redundancy and increased capacity. The exact location of this booster station has not been determined, but is needed in the vicinity of the existing Spotted Road Booster Station. This booster station will supply customers and the increasing demands south and west of the SIA area. Demand in the Plains System is increasing as marketable land near and around the Spokane International Airport develops. This proposed booster station will balance our system of supply by eliminating a weak link in the supply system that provides water to this area.

Location:

Other Location

North of the Spokane International Airport in the vicinity of the existing Spotted Road Booster Station.

Project Status:

Active

Property is needed.

External Factors:

Council action is required to approve Enterprise Fund Rates in order to fully fund this project.

Maintenance:

Maintenance of capital facilities, buildings and infrastructure has an impact on a Department's operating budget, and thus routine maintenance costs for new and ongoing projects are identified in the table below.

	2015	2016	2017	2018	2019	2020	Total
Expected Annual Maintenance	\$0	\$0	\$0	\$0	\$0	\$0	\$0

Maintenance Comments:

Water / Source Well and Booster Pump Stations

Plains System New Booster

WAT-2012-141

Spending:

Project Phase	Spending To Date	Estimated Spending							Total
		2015	2016	2017	2018	2019	2020	6-Year Total	
Construction	\$0	\$0	\$0	\$1,100,000	\$0	\$0	\$0	\$1,100,000	\$1,100,000
Design	\$0	\$100,000	\$0	\$0	\$0	\$0	\$0	\$100,000	\$100,000
Total	\$0	\$100,000	\$0	\$1,100,000	\$0	\$0	\$0	\$1,200,000	\$1,200,000

Funding:

Funding Name	Source	Status*	Funding to Date	Estimated Funding						
				2015	2016	2017	2018	2019	2020	Total
Utility Rates	Local	Identified	\$0	\$100,000	\$0	\$1,100,000	\$0	\$0	\$0	\$1,200,000
Total			\$0	\$100,000	\$0	\$1,100,000	\$0	\$0	\$0	\$1,200,000

*Status definitions:

- Unidentified: Funding source has not yet been determined
- Identified: Funding source has been found, but not yet requested
- Applied: Grant or loan application has been submitted, or budget has been requested
- Awarded: Grant or loan has been offered but the contract has not yet been signed or budget has not yet been approved by Council
- Encumbered: Project contract has been signed and funds have been allocated to spend on the project

Funding amounts in red reflect sources that are unidentified, identified or anticipated.

Upriver Headers

WAT-2013-168

Executive Summary:

Steel Pipe Replacement.

Project Justification:

Well Electric Station was constructed in 1925. It is one of the two largest water feeds to the City. The pipes directly outside the station are old steel pipes that are in need of replacement to insure system reliability and avoid unscheduled, potentially very long outages.

Location:

Other Location

2701 N. Waterworks Street near Upriver Dam. Located in the East Central portion of the City of Spokane.

Project Status:

Active

Pipes scheduled for replacement in 2017.

External Factors:

Council action is required to approve Enterprise Fund Rates in order to fully fund this project.

Maintenance:

Maintenance of capital facilities, buildings and infrastructure has an impact on a Department's operating budget, and thus routine maintenance costs for new and ongoing projects are identified in the table below.

	2015	2016	2017	2018	2019	2020	Total
Expected Annual Maintenance	\$0	\$0	\$0	\$0	\$0	\$0	\$0

Maintenance Comments:

Upriver Headers

WAT-2013-168

Spending:

Project Phase	Spending To Date	Estimated Spending							Total
		2015	2016	2017	2018	2019	2020	6-Year Total	
Construction	\$0	\$0	\$0	\$1,850,000	\$0	\$0	\$0	\$1,850,000	\$1,850,000
Design	\$0	\$0	\$150,000	\$0	\$0	\$0	\$0	\$150,000	\$150,000
Total	\$0	\$0	\$150,000	\$1,850,000	\$0	\$0	\$0	\$2,000,000	\$2,000,000

Funding:

Funding Name	Source	Status*	Funding to Date	Estimated Funding						
				2015	2016	2017	2018	2019	2020	Total
Utility Rates	Local	Identified	\$0	\$0	\$150,000	\$1,850,000	\$0	\$0	\$0	\$2,000,000
Total			\$0	\$0	\$150,000	\$1,850,000	\$0	\$0	\$0	\$2,000,000

*Status definitions:

- Unidentified: Funding source has not yet been determined
- Identified: Funding source has been found, but not yet requested
- Applied: Grant or loan application has been submitted, or budget has been requested
- Awarded: Grant or loan has been offered but the contract has not yet been signed or budget has not yet been approved by Council
- Encumbered: Project contract has been signed and funds have been allocated to spend on the project

Funding amounts in red reflect sources that are unidentified, identified or anticipated.

Water / Storage System Improvements

High System Tank

WAT-2013-173

Executive Summary:

This project will construct a reservoir to increase the amount of storage in the High system such that it would meet state standards on its own, providing increased emergency and operational reliability.

Project Justification:

The High System (pressure zone) is currently undeserved in terms of water storage, both for operational and emergency purposes. The emergency portion of the required water storage has been provided by the reservoirs further up the hill, and in the case of emergency they would backfeed down as needed. This project would allow this system to stand alone in meeting requirements.

Location:

Other Location
 South Hill, Spokane.

Project Status:

Active
 Preliminary estimate complete; additional right of way needed. Construction in 2018.

External Factors:

Council action is required to approve Water Rates in order to fully fund this project.

Maintenance:

Maintenance of capital facilities, buildings and infrastructure has an impact on a Department's operating budget, and thus routine maintenance costs for new and ongoing projects are identified in the table below.

	2015	2016	2017	2018	2019	2020	Total
Expected Annual Maintenance	\$0	\$0	\$0	\$0	\$0	\$0	\$0

Maintenance Comments:

Water / Storage System Improvements

High System Tank

WAT-2013-173

Spending:

Project Phase	Spending To Date	Estimated Spending							Total
		2015	2016	2017	2018	2019	2020	6-Year Total	
Construction	\$0	\$0	\$0	\$0	\$2,800,000	\$0	\$0	\$2,800,000	\$2,800,000
Design	\$0	\$0	\$0	\$200,000	\$0	\$0	\$0	\$200,000	\$200,000
Total	\$0	\$0	\$0	\$200,000	\$2,800,000	\$0	\$0	\$3,000,000	\$3,000,000

Funding:

Funding Name	Source	Status*	Funding to Date	Estimated Funding						Total
				2015	2016	2017	2018	2019	2020	
Utility Rates	Local	Identified	\$0	\$0	\$0	\$200,000	\$2,800,000	\$0	\$0	\$3,000,000
Total			\$0	\$0	\$0	\$200,000	\$2,800,000	\$0	\$0	\$3,000,000

*Status definitions:

- Unidentified: Funding source has not yet been determined
- Identified: Funding source has been found, but not yet requested
- Applied: Grant or loan application has been submitted, or budget has been requested
- Awarded: Grant or loan has been offered but the contract has not yet been signed or budget has not yet been approved by Council
- Encumbered: Project contract has been signed and funds have been allocated to spend on the project

Funding amounts in red reflect sources that are unidentified, identified or anticipated.

Lincoln Heights Tank #2

WAT-2014-123

Executive Summary:

This 10 million gallon reservoir is a concrete tank with an interior liner.

Project Justification:

The existing liner is beyond it's service life and is leaking substantially. This project would replace the liner as well as complete any other repairs to the reservoir that are needed.

Location:

Other Location
Lincoln Heights

Project Status:

Active
This project will be constructed in 2014.

External Factors:

Council action is required to approve Enterprise Fund Rates in order to fully fund this project.

Maintenance:

Maintenance of capital facilities, buildings and infrastructure has an impact on a Department's operating budget, and thus routine maintenance costs for new and ongoing projects are identified in the table below.

	2015	2016	2017	2018	2019	2020	Total
Expected Annual Maintenance	\$10	\$10	\$10	\$10	\$10	\$10	\$60

Maintenance Comments:

Water / Storage System Improvements

Lincoln Heights Tank #2

WAT-2014-123

Spending:

Project Phase	Spending To Date	Estimated Spending							Total
		2015	2016	2017	2018	2019	2020	6-Year Total	
Construction	\$0	\$700,000	\$0	\$0	\$0	\$0	\$0	\$700,000	\$700,000
Total	\$0	\$700,000	\$0	\$0	\$0	\$0	\$0	\$700,000	\$700,000

Funding:

Funding Name	Source	Status*	Funding to Date	Estimated Funding						Total
				2015	2016	2017	2018	2019	2020	
Utility Rates	Local	Identified	\$0	\$700,000	\$0	\$0	\$0	\$0	\$0	\$700,000
Total			\$0	\$700,000	\$0	\$0	\$0	\$0	\$0	\$700,000

*Status definitions:

- Unidentified: Funding source has not yet been determined
- Identified: Funding source has been found, but not yet requested
- Applied: Grant or loan application has been submitted, or budget has been requested
- Awarded: Grant or loan has been offered but the contract has not yet been signed or budget has not yet been approved by Council
- Encumbered: Project contract has been signed and funds have been allocated to spend on the project

Funding amounts in red reflect sources that are unidentified, identified or anticipated.

Plains System Large Capacity Reservoir

WAT-2012-160

Executive Summary:

This project will construct a new reservoir in the Plains Pressure System.

Project Justification:

This second reservoir provides needed storage in the western portion of the City’s water service area. As development continues, this area is becoming under served by the existing facilities. Additional storage, both in volume and location, will address this. Furthermore, increased water supply in the area will create more operational flexibility and better customer service.

Location:

Other Location

In the vicinity of Thomas-Mallen and White Roads.

Project Status:

Active

Initial estimate complete; property currently being acquired. Construction in 2015.

External Factors:

Council action is required to approve Water Rates in order to fully fund this project.

Maintenance:

Maintenance of capital facilities, buildings and infrastructure has an impact on a Department’s operating budget, and thus routine maintenance costs for new and ongoing projects are identified in the table below.

	2015	2016	2017	2018	2019	2020	Total
Expected Annual Maintenance	\$0	\$0	\$0	\$0	\$0	\$0	\$0

Maintenance Comments:

Plains System Large Capacity Reservoir

WAT-2012-160

Spending:

Project Phase	Spending To Date	Estimated Spending						6-Year Total	Total
		2015	2016	2017	2018	2019	2020		
Construction	\$0	\$5,340,000	\$0	\$0	\$0	\$0	\$0	\$5,340,000	\$5,340,000
Design	\$330,000	\$0	\$0	\$0	\$0	\$0	\$0	\$0	\$330,000
Land purchase	\$330,000	\$0	\$0	\$0	\$0	\$0	\$0	\$0	\$330,000
Total	\$660,000	\$5,340,000	\$0	\$0	\$0	\$0	\$0	\$5,340,000	\$6,000,000

Funding:

Funding Name	Source	Status*	Funding to Date	Estimated Funding						Total
				2015	2016	2017	2018	2019	2020	
PWTF	State	Awarded	\$300,000	\$0	\$0	\$0	\$0	\$0	\$0	\$300,000
Utility Rates	Local	Identified	\$0	\$5,340,000	\$0	\$0	\$0	\$0	\$0	\$5,340,000
Utility Rates	Local	Identified	\$360,000	\$0	\$0	\$0	\$0	\$0	\$0	\$360,000
Total			\$660,000	\$5,340,000	\$0	\$0	\$0	\$0	\$0	\$6,000,000

*Status definitions:

- Unidentified: Funding source has not yet been determined
- Identified: Funding source has been found, but not yet requested
- Applied: Grant or loan application has been submitted, or budget has been requested
- Awarded: Grant or loan has been offered but the contract has not yet been signed or budget has not yet been approved by Council
- Encumbered: Project contract has been signed and funds have been allocated to spend on the project

Funding amounts in red reflect sources that are unidentified, identified or anticipated.

SIA System Additional Reservoir

WAT-2013-167

Executive Summary:

This project will construct a third reservoir in the SIA system.

Project Justification:

The two existing reservoirs in the SIA system are not of adequate capacity to fully serve the area and are located on one side of the zone. This additional reservoir will both provide adequate storage but also balance the system for smoother service and operations.

Location:

Other Location

Planned for the vicinity of Highway 2 and Hayford Road. Property will need to be acquired.

Project Status:

Active

Preliminary estimate complete; no additional right of way needed.

External Factors:

Council action is required to approve Water Rates in order to fully fund this project.

Maintenance:

Maintenance of capital facilities, buildings and infrastructure has an impact on a Department's operating budget, and thus routine maintenance costs for new and ongoing projects are identified in the table below.

	2015	2016	2017	2018	2019	2020	Total
Expected Annual Maintenance	\$0	\$0	\$0	\$0	\$0	\$0	\$0

Maintenance Comments:

Water / Storage System Improvements

SIA System Additional Reservoir

WAT-2013-167

Spending:

Project Phase	Spending To Date	Estimated Spending							Total
		2015	2016	2017	2018	2019	2020	6-Year Total	
Construction	\$0	\$0	\$0	\$1,850,000	\$0	\$0	\$0	\$1,850,000	\$1,850,000
Design	\$0	\$0	\$150,000	\$0	\$0	\$0	\$0	\$150,000	\$150,000
Total	\$0	\$0	\$150,000	\$1,850,000	\$0	\$0	\$0	\$2,000,000	\$2,000,000

Funding:

Funding Name	Source	Status*	Funding to Date	Estimated Funding						Total
				2015	2016	2017	2018	2019	2020	
Utility Rates	Local	Identified	\$0	\$0	\$150,000	\$1,850,000	\$0	\$0	\$0	\$2,000,000
Total			\$0	\$0	\$150,000	\$1,850,000	\$0	\$0	\$0	\$2,000,000

*Status definitions:

- Unidentified: Funding source has not yet been determined
- Identified: Funding source has been found, but not yet requested
- Applied: Grant or loan application has been submitted, or budget has been requested
- Awarded: Grant or loan has been offered but the contract has not yet been signed or budget has not yet been approved by Council
- Encumbered: Project contract has been signed and funds have been allocated to spend on the project

Funding amounts in red reflect sources that are unidentified, identified or anticipated.

Water / Storage System Improvements

Tank Rehabilitation

WAT-2013-163

Executive Summary:

The water department has 34 reservoirs. The coatings and liners used have a life expectancy of 10 to 40 years depending on tank style and materials used. A rehabilitation schedule has not been in place or followed for many years. This would be the continuation of a program started in 2014.

Project Justification:

These projects will extend the service life of the reservoirs as well as limit leaking and potential contamination issues associated with the City's storage facilities.

Location:

Other Location
 City wide.

Project Status:

Active
 Annual Construction will began in 2014.

External Factors:

Council action is required to approve Enterprise Fund Rates in order to fully fund this project.

Maintenance:

Maintenance of capital facilities, buildings and infrastructure has an impact on a Department's operating budget, and thus routine maintenance costs for new and ongoing projects are identified in the table below.

	2015	2016	2017	2018	2019	2020	Total
Expected Annual Maintenance	\$0	\$0	\$0	\$0	\$0	\$0	\$0

Maintenance Comments:

Tank Rehabilitation

WAT-2013-163

Spending:

Project Phase	Spending To Date	Estimated Spending							Total	
		2015	2016	2017	2018	2019	2020	6-Year Total		
Construction	\$0	\$0	\$500,000	\$500,000	\$500,000	\$500,000	\$500,000	\$500,000	\$2,500,000	\$2,500,000
Total	\$0	\$0	\$500,000	\$500,000	\$500,000	\$500,000	\$500,000	\$500,000	\$2,500,000	\$2,500,000

Funding:

Funding Name	Source	Status*	Funding to Date	Estimated Funding						Total	
				2015	2016	2017	2018	2019	2020		
Utility Rates	Local	Identified	\$0	\$0	\$500,000	\$500,000	\$500,000	\$500,000	\$500,000	\$500,000	\$2,500,000
Total			\$0	\$0	\$500,000	\$500,000	\$500,000	\$500,000	\$500,000	\$500,000	\$2,500,000

*Status definitions:

- Unidentified: Funding source has not yet been determined
- Identified: Funding source has been found, but not yet requested
- Applied: Grant or loan application has been submitted, or budget has been requested
- Awarded: Grant or loan has been offered but the contract has not yet been signed or budget has not yet been approved by Council
- Encumbered: Project contract has been signed and funds have been allocated to spend on the project

Funding amounts in red reflect sources that are unidentified, identified or anticipated.

Thorpe Road Reservoir No. 2

WAT-2012-184

Executive Summary:

This project will construct a 3.5 million gallon second reservoir next to the existing one on Thorpe Road.

Project Justification:

The existing reservoir serves the Low Pressure Zone and the new 3.5 million gallon reservoir will provide redundancy and additional capacity for growth in the Spokane International Airport (SIA) and Plains pressure zones on the West Plains.

Location:

Other Location

Adjacent to the existing Thorpe road reservoir located West of Spokane near Thorpe Roud, south of Interstate 90.

Project Status:

Active

Preliminary estimate complete; no additional property needed. Construction in 2020.

External Factors:

Council action is required to approve Water Rates in order to fully fund this project.

Maintenance:

Maintenance of capital facilities, buildings and infrastructure has an impact on a Department's operating budget, and thus routine maintenance costs for new and ongoing projects are identified in the table below.

	2015	2016	2017	2018	2019	2020	Total
Expected Annual Maintenance	\$0	\$0	\$0	\$0	\$0	\$0	\$0

Maintenance Comments:

Water / Storage System Improvements

Thorpe Road Reservoir No. 2

WAT-2012-184

Spending:

Project Phase	Spending To Date	Estimated Spending							Total
		2015	2016	2017	2018	2019	2020	6-Year Total	
Construction	\$0	\$0	\$0	\$0	\$0	\$0	\$3,000,000	\$3,000,000	\$3,000,000
Design	\$0	\$0	\$0	\$0	\$0	\$200,000	\$0	\$200,000	\$200,000
Total	\$0	\$0	\$0	\$0	\$0	\$200,000	\$3,000,000	\$3,200,000	\$3,200,000

Funding:

Funding Name	Source	Status*	Funding to Date	Estimated Funding						
				2015	2016	2017	2018	2019	2020	Total
Utility Rates	Local	Identified	\$0	\$0	\$0	\$0	\$0	\$200,000	\$3,000,000	\$3,200,000
Total			\$0	\$0	\$0	\$0	\$0	\$200,000	\$3,000,000	\$3,200,000

*Status definitions:

- Unidentified: Funding source has not yet been determined
- Identified: Funding source has been found, but not yet requested
- Applied: Grant or loan application has been submitted, or budget has been requested
- Awarded: Grant or loan has been offered but the contract has not yet been signed or budget has not yet been approved by Council
- Encumbered: Project contract has been signed and funds have been allocated to spend on the project

Funding amounts in red reflect sources that are unidentified, identified or anticipated.

16th Ave Transmission Main, Chestnut to Milton Booster

WAT-2014-163

Executive Summary:

Replacement of a 30' steel transmission line

Project Justification:

The existing steel line is exposed and vulnerable to failure. This project would replace the steel main with a buried ductile iron pipe.

Location:

Other Location

16th Ave crossing Latah Creek.

Project Status:

Active

Design in 2019. Construction 2020.

External Factors:

Maintenance:

Maintenance of capital facilities, buildings and infrastructure has an impact on a Department's operating budget, and thus routine maintenance costs for new and ongoing projects are identified in the table below.

	2015	2016	2017	2018	2019	2020	Total
Expected Annual Maintenance	\$0	\$0	\$0	\$0	\$0	\$0	\$0

Maintenance Comments:

16th Ave Transmission Main, Chestnut to Milton Booster

WAT-2014-163

Spending:

Project Phase	Spending To Date	Estimated Spending							Total
		2015	2016	2017	2018	2019	2020	6-Year Total	
Construction	\$0	\$0	\$0	\$0	\$0	\$0	\$2,000,000	\$2,000,000	\$2,000,000
Design	\$0	\$0	\$0	\$0	\$0	\$150,000	\$0	\$150,000	\$150,000
Total	\$0	\$0	\$0	\$0	\$0	\$150,000	\$2,000,000	\$2,150,000	\$2,150,000

Funding:

Funding Name	Source	Status*	Funding to Date	Estimated Funding						Total
				2015	2016	2017	2018	2019	2020	
Utility Rates	Local	Identified	\$0	\$0	\$0	\$0	\$0	\$150,000	\$2,000,000	\$2,150,000
Total			\$0	\$0	\$0	\$0	\$0	\$150,000	\$2,000,000	\$2,150,000

*Status definitions:

- Unidentified: Funding source has not yet been determined
- Identified: Funding source has been found, but not yet requested
- Applied: Grant or loan application has been submitted, or budget has been requested
- Awarded: Grant or loan has been offered but the contract has not yet been signed or budget has not yet been approved by Council
- Encumbered: Project contract has been signed and funds have been allocated to spend on the project

Funding amounts in red reflect sources that are unidentified, identified or anticipated.

57th Transmission Main Rehabilitation/Replacement

WAT-2013-169

Executive Summary:

This project would replace the old transmission main.

Project Justification:

The transmission main that runs from Perry to Glenrose is currently the only main feeding into or out of the Brown Park Reservoirs, who in turn feed the majority of the south hill. This main is in need of rehabilitation/replacement.

Location:

Other Location

57th Avenue from Perry to Glenrose.

Project Status:

Active

Project will be designed in 2016 with construction in 2017.

External Factors:

The 57th/Glenrose/37th project slated for construction in 2015 and 2016 would be in place to provide water service such that this main can be worked on. This project may need to be broken into as many as 3 phases for constructability. Council action is required to approve Enterprise Fund Rates in order to fully fund this project.

Maintenance:

Maintenance of capital facilities, buildings and infrastructure has an impact on a Department's operating budget, and thus routine maintenance costs for new and ongoing projects are identified in the table below.

	2015	2016	2017	2018	2019	2020	Total
Expected Annual Maintenance	\$0	\$0	\$0	\$0	\$0	\$0	\$0

Maintenance Comments:

57th Transmission Main Rehabilitation/Replacement

WAT-2013-169

Spending:

Project Phase	Spending To Date	Estimated Spending							Total
		2015	2016	2017	2018	2019	2020	6-Year Total	
Construction	\$0	\$0	\$0	\$3,778,000	\$0	\$0	\$0	\$3,778,000	\$3,778,000
Design	\$0	\$0	\$350,000	\$0	\$0	\$0	\$0	\$350,000	\$350,000
Total	\$0	\$0	\$350,000	\$3,778,000	\$0	\$0	\$0	\$4,128,000	\$4,128,000

Funding:

Funding Name	Source	Status*	Funding to Date	Estimated Funding						Total
				2015	2016	2017	2018	2019	2020	
DWSRF	State	Applied	\$0	\$0	\$350,000	\$3,778,000	\$0	\$0	\$0	\$4,128,000
Total			\$0	\$0	\$350,000	\$3,778,000	\$0	\$0	\$0	\$4,128,000

*Status definitions:

- Unidentified: Funding source has not yet been determined
- Identified: Funding source has been found, but not yet requested
- Applied: Grant or loan application has been submitted, or budget has been requested
- Awarded: Grant or loan has been offered but the contract has not yet been signed or budget has not yet been approved by Council
- Encumbered: Project contract has been signed and funds have been allocated to spend on the project

Funding amounts in red reflect sources that are unidentified, identified or anticipated.

Water / Transmission Mains

Central Well to Indian Trail

WAT-2014-165

Executive Summary:

Installation of a transmission main providing better supply for the Central Avenue Well to the NW area (Indian Trails) of Spokane.

Project Justification:

Supply piping to the NW portion of the city is limited. This project would increase both capacity and reliability of water service while increasing operational flexibility.

Location:

Other Location
 NW Spokane

Project Status:

Active
 Design in 2019. Constructin in 2020.

External Factors:

Maintenance:

Maintenance of capital facilities, buildings and infrastructure has an impact on a Department's operating budget, and thus routine maintenance costs for new and ongoing projects are identified in the table below.

	2015	2016	2017	2018	2019	2020	Total
Expected Annual Maintenance	\$0	\$0	\$0	\$0	\$0	\$0	\$0

Maintenance Comments:

Central Well to Indian Trail

WAT-2014-165

Spending:

Project Phase	Spending To Date	Estimated Spending							Total
		2015	2016	2017	2018	2019	2020	6-Year Total	
Design	\$0	\$0	\$0	\$0	\$0	\$0	\$400,000	\$400,000	\$400,000
Total	\$0	\$0	\$0	\$0	\$0	\$0	\$400,000	\$400,000	\$400,000

Funding:

Funding Name	Source	Status*	Funding to Date	Estimated Funding						Total
				2015	2016	2017	2018	2019	2020	
Utility Rates	Local	Identified	\$0	\$0	\$0	\$0	\$0	\$0	\$400,000	\$400,000
Total			\$0	\$0	\$0	\$0	\$0	\$0	\$400,000	\$400,000

*Status definitions:

- Unidentified: Funding source has not yet been determined
- Identified: Funding source has been found, but not yet requested
- Applied: Grant or loan application has been submitted, or budget has been requested
- Awarded: Grant or loan has been offered but the contract has not yet been signed or budget has not yet been approved by Council
- Encumbered: Project contract has been signed and funds have been allocated to spend on the project

Funding amounts in red reflect sources that are unidentified, identified or anticipated.

Cleveland Avenue from Buckeye to Greene

WAT-2012-460

Executive Summary:

This project replaces about 2 miles of steel transmission main with 36' ductile iron.

Project Justification:

The existing steel mains have had multiple repairs and are in poor condition. This is in part due to age and aggressive the soil conditions.

Location:

Other Location

Standard from Buckeye to Cleveland to Greene Street

Project Status:

Active

No additional right of way needed

External Factors:

Council action is required to approve Enterprise Fund Rates in order to fully fund this project.

Maintenance:

Maintenance of capital facilities, buildings and infrastructure has an impact on a Department's operating budget, and thus routine maintenance costs for new and ongoing projects are identified in the table below.

	2015	2016	2017	2018	2019	2020	Total
Expected Annual Maintenance	\$0	\$0	\$0	\$0	\$0	\$0	\$0

Maintenance Comments:

Cleveland Avenue from Buckeye to Greene

WAT-2012-460

Spending:

Project Phase	Spending To Date	Estimated Spending						6-Year Total	Total
		2015	2016	2017	2018	2019	2020		
Design	\$0	\$0	\$0	\$60,000	\$0	\$0	\$0	\$60,000	\$60,000
Total	\$0	\$0	\$0	\$60,000	\$0	\$0	\$0	\$60,000	\$60,000

Funding:

Funding Name	Source	Status*	Funding to Date	Estimated Funding						Total
				2015	2016	2017	2018	2019	2020	
DWSRF	State	Applied	\$0	\$0	\$0	\$0	\$0	\$0	\$0	\$0
Utility Rates	Local	Identified	\$0	\$0	\$0	\$60,000	\$0	\$0	\$0	\$60,000
Total			\$0	\$0	\$0	\$60,000	\$0	\$0	\$0	\$60,000

*Status definitions:

- Unidentified: Funding source has not yet been determined
- Identified: Funding source has been found, but not yet requested
- Applied: Grant or loan application has been submitted, or budget has been requested
- Awarded: Grant or loan has been offered but the contract has not yet been signed or budget has not yet been approved by Council
- Encumbered: Project contract has been signed and funds have been allocated to spend on the project

Funding amounts in red reflect sources that are unidentified, identified or anticipated.

Water / Transmission Mains

Glenrose/57th/Havana/37th

WAT-2013-148

Executive Summary:

This project would provide a much needed second connection to the reservoirs at 57th and Glenrose. Currently, much of the south hill is fed by a single line that is currently in need of repair.

Project Justification:

This project would provide redundancy, reliability, and the opportunity to maintain other elements of the water system.

Location:

Other Location
South Spokane

Project Status:

Active
Project will be designed in 2014 with construction in 2015 and 2016.

External Factors:

Council action is required to approve Enterprise Fund Rates in order to fully fund this project.

Maintenance:

Maintenance of capital facilities, buildings and infrastructure has an impact on a Department's operating budget, and thus routine maintenance costs for new and ongoing projects are identified in the table below.

	2015	2016	2017	2018	2019	2020	Total
Expected Annual Maintenance	\$0	\$0	\$0	\$0	\$0	\$0	\$0

Maintenance Comments:

Water / Transmission Mains

Glenrose/57th/Havana/37th

WAT-2013-148

Spending:

Project Phase	Spending To Date	Estimated Spending							Total
		2015	2016	2017	2018	2019	2020	6-Year Total	
Construction	\$0	\$4,049,000	\$1,500,000	\$0	\$0	\$0	\$0	\$5,549,000	\$5,549,000
Total	\$0	\$4,049,000	\$1,500,000	\$0	\$0	\$0	\$0	\$5,549,000	\$5,549,000

Funding:

Funding Name	Source	Status*	Funding to Date	Estimated Funding						Total
				2015	2016	2017	2018	2019	2020	
DWSRF	State	Awarded	\$0	\$4,049,000	\$1,500,000	\$0	\$0	\$0	\$0	\$5,549,000
Total			\$0	\$4,049,000	\$1,500,000	\$0	\$0	\$0	\$0	\$5,549,000

*Status definitions:

- Unidentified: Funding source has not yet been determined
- Identified: Funding source has been found, but not yet requested
- Applied: Grant or loan application has been submitted, or budget has been requested
- Awarded: Grant or loan has been offered but the contract has not yet been signed or budget has not yet been approved by Council
- Encumbered: Project contract has been signed and funds have been allocated to spend on the project

Funding amounts in red reflect sources that are unidentified, identified or anticipated.

Kempe to Woodridge Transmission Main

WAT-2013-161

Executive Summary:

This would be a transmission/distribution main project that would connect the Kempe reservoir to the Woodridge reservoir.

Project Justification:

This project will increase supply availability and eliminate stagnant water issues for the department.

Location:

Other Location

Five Mile area.

Project Status:

Active

Design will begin in 2014.

External Factors:

Council action is required to approve Enterprise Fund Rates in order to fully fund this project.

Maintenance:

Maintenance of capital facilities, buildings and infrastructure has an impact on a Department's operating budget, and thus routine maintenance costs for new and ongoing projects are identified in the table below.

	2015	2016	2017	2018	2019	2020	Total
Expected Annual Maintenance	\$0	\$0	\$0	\$0	\$0	\$0	\$0

Maintenance Comments:

Kempe to Woodridge Transmission Main

WAT-2013-161

Spending:

Project Phase	Spending To Date	Estimated Spending						6-Year Total	Total
		2015	2016	2017	2018	2019	2020		
Construction	\$0	\$270,000	\$0	\$0	\$0	\$0	\$0	\$270,000	\$270,000
Design	\$30,000	\$0	\$0	\$0	\$0	\$0	\$0	\$0	\$30,000
Total	\$30,000	\$270,000	\$0	\$0	\$0	\$0	\$0	\$270,000	\$300,000

Funding:

Funding Name	Source	Status*	Funding to Date	Estimated Funding						Total
				2015	2016	2017	2018	2019	2020	
Utility Rates	Local	Identified	\$30,000	\$270,000	\$0	\$0	\$0	\$0	\$0	\$300,000
Total			\$30,000	\$270,000	\$0	\$0	\$0	\$0	\$0	\$300,000

*Status definitions:

- Unidentified: Funding source has not yet been determined
- Identified: Funding source has been found, but not yet requested
- Applied: Grant or loan application has been submitted, or budget has been requested
- Awarded: Grant or loan has been offered but the contract has not yet been signed or budget has not yet been approved by Council
- Encumbered: Project contract has been signed and funds have been allocated to spend on the project

Funding amounts in red reflect sources that are unidentified, identified or anticipated.

Manito Boulevard from 14th to 33rd Avenue

WAT-2012-192

Executive Summary:

Replace about 1.3 miles of steel transmission main with 24-inch ductile iron pipe.

Project Justification:

This project replaces about 1.3 miles of 24-inch steel transmission main with 24-inch ductile iron pipe. The pipe route follows Manito Boulevard from 33rd Avenue to 21st Avenue and through Manito Park to 17th Avenue. The main will also be replaced in Tacoma Street to the booster station located at 14th Avenue and Grand Blvd. The existing steel main has had multiple repairs and is in poor condition due to age and corrosive soils.

Location:

Other Location

Manito Boulevard from 33rd Avenue to 21st Avenue.

Project Status:

Active

Initial Estimates are complete; no additional right of way is necessary.

External Factors:

Events in and around Manito Park. Council action is required to approve Water Rates in order to fully fund this project.

Maintenance:

Maintenance of capital facilities, buildings and infrastructure has an impact on a Department's operating budget, and thus routine maintenance costs for new and ongoing projects are identified in the table below.

	2015	2016	2017	2018	2019	2020	Total
Expected Annual Maintenance	\$0	\$0	\$0	\$0	\$0	\$0	\$0

Maintenance Comments:

Water / Transmission Mains

Manito Boulevard from 14th to 33rd Avenue

WAT-2012-192

Spending:

Project Phase	Spending To Date	Estimated Spending							Total
		2015	2016	2017	2018	2019	2020	6-Year Total	
Construction	\$0	\$0	\$3,124,000	\$0	\$0	\$0	\$0	\$3,124,000	\$3,124,000
Design	\$0	\$200,000	\$0	\$0	\$0	\$0	\$0	\$200,000	\$200,000
Total	\$0	\$200,000	\$3,124,000	\$0	\$0	\$0	\$0	\$3,324,000	\$3,324,000

Funding:

Funding Name	Source	Status*	Funding to Date	Estimated Funding						Total
				2015	2016	2017	2018	2019	2020	
DWSRF	State	Awarded	\$0	\$200,000	\$3,124,000	\$0	\$0	\$0	\$0	\$3,324,000
Total			\$0	\$200,000	\$3,124,000	\$0	\$0	\$0	\$0	\$3,324,000

*Status definitions:

- Unidentified: Funding source has not yet been determined
- Identified: Funding source has been found, but not yet requested
- Applied: Grant or loan application has been submitted, or budget has been requested
- Awarded: Grant or loan has been offered but the contract has not yet been signed or budget has not yet been approved by Council
- Encumbered: Project contract has been signed and funds have been allocated to spend on the project

Funding amounts in red reflect sources that are unidentified, identified or anticipated.

Monroe-Lincoln, 8th Ave. to Main Ave.

WAT-2014-166

Executive Summary:

This project replaces 100+ year old transmission main and distribution main in conjunction with the street reconstruction project.

Project Justification:

The water mains that exist in this roadway are 100+ years old, are brittle, and at risk of failure. They need to be replaced, and taking advantage of the street work they will be replaced at the same time that the roadway reconstruction is taking place.

Location:

Other Location

As above.

Project Status:

Active

Design in 2014. Construction in 2015.

External Factors:

Council action is required to approve Enterprise Fund Rates in order to fully fund this project.

Maintenance:

Maintenance of capital facilities, buildings and infrastructure has an impact on a Department's operating budget, and thus routine maintenance costs for new and ongoing projects are identified in the table below.

	2015	2016	2017	2018	2019	2020	Total
Expected Annual Maintenance	\$0	\$0	\$0	\$0	\$0	\$0	\$0

Maintenance Comments:

Water / Transmission Mains

Monroe-Lincoln, 8th Ave. to Main Ave.

WAT-2014-166

Spending:

Project Phase	Spending To Date	Estimated Spending							Total
		2015	2016	2017	2018	2019	2020	6-Year Total	
Construction	\$0	\$550,000	\$0	\$0	\$0	\$0	\$0	\$550,000	\$550,000
Total	\$0	\$550,000	\$0	\$0	\$0	\$0	\$0	\$550,000	\$550,000

Funding:

Funding Name	Source	Status*	Funding to Date	Estimated Funding						Total
				2015	2016	2017	2018	2019	2020	
Utility Rates	Local	Identified	\$0	\$550,000	\$0	\$0	\$0	\$0	\$0	\$550,000
Total			\$0	\$550,000	\$0	\$0	\$0	\$0	\$0	\$550,000

*Status definitions:

- Unidentified: Funding source has not yet been determined
- Identified: Funding source has been found, but not yet requested
- Applied: Grant or loan application has been submitted, or budget has been requested
- Awarded: Grant or loan has been offered but the contract has not yet been signed or budget has not yet been approved by Council
- Encumbered: Project contract has been signed and funds have been allocated to spend on the project

Funding amounts in red reflect sources that are unidentified, identified or anticipated.

North/South Freeway Crossings

WAT-2013-149

Executive Summary:

The DOT project, the North-South Freeway, will cross two of the city's major transmission lines: one at Wellesley and one at LaCrosse. This project would be to do work in coordination with that DOT to relocate those lines and keep the system in tact.

Project Justification:

This project would relocate the piping crossing the new freeway.

Location:

Other Location

North South Freeway crossings at LaCrosse and at Wellesley.

Project Status:

Active

Construction will begin in 2016.

External Factors:

Coordination with DOT. Council action is required to approve Enterprise Fund Rates in order to fully fund this project.

Maintenance:

Maintenance of capital facilities, buildings and infrastructure has an impact on a Department's operating budget, and thus routine maintenance costs for new and ongoing projects are identified in the table below.

	2015	2016	2017	2018	2019	2020	Total
Expected Annual Maintenance	\$0	\$0	\$0	\$0	\$0	\$0	\$0

Maintenance Comments:

North/South Freeway Crossings

WAT-2013-149

Spending:

Project Phase	Spending To Date	Estimated Spending							Total
		2015	2016	2017	2018	2019	2020	6-Year Total	
Construction	\$0	\$0	\$1,700,000	\$0	\$0	\$0	\$0	\$1,700,000	\$1,700,000
Design	\$0	\$300,000	\$0	\$0	\$0	\$0	\$0	\$300,000	\$300,000
Total	\$0	\$300,000	\$1,700,000	\$0	\$0	\$0	\$0	\$2,000,000	\$2,000,000

Funding:

Funding Name	Source	Status*	Funding to Date	Estimated Funding						Total
				2015	2016	2017	2018	2019	2020	
Utility Rates	Local	Identified	\$0	\$300,000	\$1,700,000	\$0	\$0	\$0	\$0	\$2,000,000
Total			\$0	\$300,000	\$1,700,000	\$0	\$0	\$0	\$0	\$2,000,000

*Status definitions:

- Unidentified: Funding source has not yet been determined
- Identified: Funding source has been found, but not yet requested
- Applied: Grant or loan application has been submitted, or budget has been requested
- Awarded: Grant or loan has been offered but the contract has not yet been signed or budget has not yet been approved by Council
- Encumbered: Project contract has been signed and funds have been allocated to spend on the project

Funding amounts in red reflect sources that are unidentified, identified or anticipated.

CHAPTER 3

(Placeholder for Future Chapter)

APPENDIX

ORDINANCE NO. C - C34747

An ordinance relating to the adoption and annual update of a City-Wide Six-Year Capital Improvement Program; and adopting a new chapter 7.17 to title 7 of the Spokane Municipal Code.

WHEREAS, the Countywide Planning Policies (CWPPs) adopted by the Spokane Board of County Commissioners require the capital facilities and utilities chapter to address the siting of public capital facilities, joint city and county planning within urban growth areas, and the promotion of contiguous and orderly development and provision of urban services to such development (RCW 36.70A.210(3)); and

WHEREAS, the City of Spokane has adopted a Comprehensive Plan pursuant to the Growth Management Act, Chapter 36.70A RCW, which includes provisions addressing capital facilities; and

WHEREAS, the Capital Facilities Plan shall include: (a) an inventory of existing capital facilities owned by the City, showing the locations and capacities of the capital facilities; (b) a forecast of the future needs for such capital facilities; (c) the proposed locations and capacities of expanded or new capital facilities; (d) at a minimum, a six-year plan that will finance the capital facilities within projected funding capacities and clearly identifies sources of public money for these purposes; and (e) a requirement to reassess the land use element if probable funding falls short of meeting existing needs and to ensure that the land use element, capital facilities plan, and financing plan within the Capital Facilities Plan are coordinated and consistent. Park and recreation facilities shall be included in the Capital Facilities Plan; and

WHEREAS, "Capital Facilities Plan" means the Capital Facilities Plan elements found in Chapters 4 and 5 of the City's Comprehensive Plan adopted pursuant to chapter 36.70A RCW and which is updated at a minimum every seven years; and

WHEREAS, Chapter 4 of the Comprehensive Plan, entitled "Transportation" addresses the goals and policies regarding transportation capital facilities owned by the City; and

WHEREAS, Chapter 5 of the Comprehensive Plan, entitled "Capital Facilities and Utilities," addresses the goals and policies regarding other capital facilities owned by the City, including water and sewer systems, fire and police stations, libraries, and parks; and

WHEREAS, the City seeks to provide high quality, well maintained physical systems and facilities that serve the social, economic, cultural, safety, circulation, communication and other needs of the community that are available at the time of development and which are equitably distributed; and

WHEREAS, the City seeks to encourage development in areas where adequate public facilities and services currently exist or can be provided in an efficient, affordable manner; and

WHEREAS, comprehensive capital facilities planning enables the City to invest its limited financial resources wisely and most efficiently to maximize funding opportunities by planning ahead to determine what capital facilities are necessary to maintain municipal levels of service thus allowing the City to prioritize projects, coordinate related projects, and apply successfully for a wide variety of funding sources including loan and grant opportunities; and

WHEREAS, a "Six-Year Capital Improvement Program" is a feature of the Capital Facilities Plan which consists of a six year plan for financing capital facilities within projected funding capacities, clearly identifies sources of public money for such purposes, and is updated annually to address the subsequent six year programming cycle for capital projects; and

WHEREAS, pursuant to RCW 35.77.010, the City must adopt before July 1st of each year a Six-Year Comprehensive Street Program, which includes a provisions for capital improvement programs; and

WHEREAS, the annual adoption of the Six-Year Comprehensive Street Program is one element of the City's annual update of Six-Year Capital Improvement Programs (CIPS) that also includes the Six-Year Comprehensive Wastewater Program and the Six-Year Comprehensive Water Program; and

WHEREAS, most other City departments, whether funded by general funds or enterprise funds, have capital facility needs and must plan for their development, financing, and implementation, but those departments are not currently required to prepare Six Year Capital Improvement Programs; and

WHEREAS, the City Council adopts an annual budget which incorporates funding for capital facilities projects; and

WHEREAS, the City Council and City departments cannot accurately plan for and finance capital facilities projects unless the City has a long range plan for those projects and a City-Wide Six-Year Capital Improvement Program for prioritizing and financing the capital projects identified by all City departments; and

WHEREAS, to date, the City has not adopted, on an annual basis, a City-Wide Six-Year Capital Improvement Program to facilitate the planning for financing, planning and constructing all capital facilities owned by the City; -- Now, Therefore,

The City of Spokane does ordain:

Section 1. That there is adopted a new chapter 7.17 to title 7 of the Spokane Municipal Code to read as follows:

**Chapter 7.17
City-Wide Six-Year Capital Improvement Program.**

Sections:

- 7.17.010 Annual Adoption of a City-Wide Six-Year Capital Improvement Program.
- 7.17.020 Scope of City-Wide Six Year Capital Improvement Program.
- 7.17.030 Effective Date.

7.17.010 Annual Adoption of a City-Wide Six-Year Capital Improvement Program.

- A. The city council shall adopt on an annual basis a City-wide Six-Year Capital Improvement Program.
- B. The City-wide Six-Year Capital Improvement Program shall be developed by City staff, reviewed by the City plan commission for consistency with the City's Comprehensive Plan, and presented to the City Council by June 30th of each year so that the city council can incorporate the planning and financing of capital facilities in the adoption of the annual budget.

7.17.020 Scope of City-Wide Six Year Capital Improvement Program.

- A. The City-wide Six-Year Capital Improvement Program shall coordinate the planning, financing and construction of the City's capital facilities consistent with the following guidelines.
 - 1. The City-wide Six-Year Capital Improvement Program shall encompass all City capital facilities projects regardless of the revenue source.
 - 2. Elements of the City-wide Six-Year Capital Improvement Program shall include the Six-Year Comprehensive Street Program, the Six-Year Comprehensive Wastewater Program and the Six-Year Comprehensive Water Program, as well as Six-Year Capital Improvement Programs submitted by each City department projecting the department's respective capital facilities needs, including estimated costs and proposed methods of financing, for at least the subsequent six years.
 - 3. The City-wide Six-Year Capital Improvement Program shall include the necessary maintenance, rehabilitation, and renovation of existing capital facilities.

4. The City-wide Six-Year Capital Improvement Program shall prioritize consistency with the City's Comprehensive Plan, including, but not limited to the adaptive reuse of suitable existing buildings. When adaptively reusing existing buildings, these facilities shall be renovated to the highest defined energy conservation standard justified by a net present value analysis of capital and forecast energy costs over a thirty year period or the forecast life of the building, whichever is less.

5. Should it be necessary to build new public facilities, these facilities shall be constructed to the highest defined energy conservation standard justified by a net present value analysis of capital and forecast energy costs over a thirty year period.

6. The City-Wide Six-Year Capital Improvement Program is intended to be an evolving document reflecting the current status of financing, planning and implementation of the City's Capital Facilities Plan with the intent that the programs be revised as the City completes certain projects and adds new projects.

7.17.030 Effective Date.

In order to allow City Staff ample opportunity to generate a thorough and robust City-wide Six-Year Capital Improvement Program, the first Program will at a minimum include the transportation component, the water component and the wastewater component and as many other components as possible by June 30, 2012. By June 30, 2013 all City departments with capital facilities needs for subsequent six years shall be included in a City-Wide Six-Year Capital Improvement Program.

PASSED BY THE CITY COUNCIL ON July 18, 2011.

Alexander Joe Shogan, Jr.
Council President

Attest:

Vernit Pfeister
City Clerk

Approved as to form:

[Signature]
Assistant City Attorney

Max B. Verney
Mayor



7/26/11
Date

6/30/2012
Effective Date