Special Meeting Notice/Agenda
City of Spokane Park Board
Riverfront Park Committee

8:05 a.m. Monday, June 10, 2019
City Council Briefing Center, lower level City Hall
808 W. Spokane Falls Blvd., Spokane WA 99201
Riverfront Park Director Jonathan Moog

Committee Members:
Ted McGregor – Chair
Jennifer Ogden
Rick Chase
Gerry Sperling
Jamie SiJohn

A special meeting of the City of Spokane Riverfront Park Committee will be held at 8:05 a.m. Monday, June 10, 2019, City Council Briefing Center, City Hall, 808 W. Spokane Falls Blvd., Spokane, Washington.

The meeting will be conducted in a standing committee format for the Riverfront Park Committee of the City of Spokane Park Board. Because a quorum of the Park Board may be present, the standing committee meeting will be conducted as a committee of the whole board.

The meeting will be open to the public, with the possibility of moving into executive session only with the members of the Park Board and appropriate staff. Discussion will be limited to appropriate officials and staff. Public testimony may be taken at the discretion of the committee chair.

Agenda

Action Items:

1. US Pavilion Naming Rights Eligibility – *Jonathan Moog*
2. Donor Recognition Opportunities, the Campaign for Riverfront Spokane – *Fianna Dickson*
3. Riverfront Redevelopment Budget amendment – *Berry Ellison*
4. Garco Change Order #16 for Pavilion & Promenade $311,363.00 (plus tax) – *Berry Ellison*
5. Specialty Environmental Group contract for North Bank Hazardous Material Abatement $154,339.23 (including tax) – *Berry Ellison*
6. Compunet contract for Pavilion IT Equipment $58,267.13 (including tax) – *Berry Ellison*

Discussion Items:

1. Art Budget – *Ted McGregor*

Information Items:

1. Riverfront park Work Plan Update – *Jonathan Moog*

Standing Report Items:

1. Operations report – *Jonathan Moog*
2. Riverfront Park redevelopment budget-to-actual update – *Danielle Arnold*
3. EPA grants update – *No new updates for this month*

Agenda is subject to change

AMERICANS WITH DISABILITIES ACT (ADA) INFORMATION: The City of Spokane is committed to providing equal access to its facilities, programs and services for persons with disabilities. Individuals requesting reasonable accommodations or further information may call, write, or email Human Resources at 509.625.6367, 808 W. Spokane Falls Blvd, Spokane, WA, 99201; or erahrclerks@spokanecity.org. Persons who are deaf or hard of hearing may contact Human Resources through the Washington Relay Service at 7-1-1. Please contact us forty-eight (48) hours before the meeting date.

Return to agenda

Riverfront Park Committee Agenda Action Item Fact

Meeting date: June 10, 2019

Presented by: Jonathan Moog

Action Item (Language shall match the language on the agenda.):

U.S. Pavilion Naming Rights Eligibility

Action Item Description:

Recommend to Park Board to approve the U.S. Pavilion as eligible for naming rights sponsorship opportunity.

RFP Bond Budget Impact (Describe as budgeted or non-budgeted.):

Background: Parks and Recreation Division administrative policy for Sponsorships, Donation, Naming Recognition of Areas or Facilities (ADMIN 1400-11-07) requires Park Board to designate assets eligible for naming before pursuing potential sponsorship partners. Staff will complete a

Non RFP Bond Budget Impact (i.e., Park Fund or Cumulative Reserve):

Background cont: competitive solicitation process through a selection committee and propose the final name and naming rights contract to Park Board at a later date. Naming Rights partner is desired to offset cost of maintenance and operations at Riverfront Spokane.

Executive Team Recommendation:

NA

Urgency for Approval (describe impact if not approved):

Approval is needed to release competitive solicitation opportunity and complete naming agreement prior to 2020 fiscal year.

Options for Not Approving:

Approximately $150k to $200K of expenses annually will need to be subsidized by Park Fund if not approved.

Return to agenda

Riverfront Park Committee Agenda Action Item Fact

Meeting date: June 10, 2019

Presented by: Fianna Dickson/Jonathan Moog/Garrett Jo

Action Item (Language shall match the language on the agenda.):

Donor Recognition Opportunities, the Campaign for Riverfront Spokane

Action Item Description:

Recommend to Park Board to approve the donor recognition opportunities for the Campaign for Riverfront Spokane

RFP Bond Budget Impact (Describe as budgeted or non-budgeted.):

Background: Parks and Recreation Division administrative policy for Sponsorships, Donation, Naming Recognition of Areas or Facilities (ADMIN 1400-11-07) requires Park Board to designate assets eligible for naming before pursuing potential sponsorship partners.

Non RFP Bond Budget Impact (i.e., Park Fund or Cumulative Reserve):

NA

Executive Team Recommendation:

NA

Urgency for Approval (describe impact if not approved):

Approval or direction will allow the Foundation to maintain momentum in their fundraising campaign.

Options for Not Approving:

The Foundation can explore alternative naming or recognition opportunities.

SPOKANE PARKS FOUNDATION | THE CAMPAIGN FOR riverfront spokane

Gift Recognition Opportunities

Looff Carrousel

Adopt a Carrousel Animal (54)

- Donors can "adopt" a carrousel animal
- There are 54 animals available
- Horses are not available for naming, only adoption
- A plaque will be placed on the wood deck below the animal stating "*Adopted by (name of donor)*"

Gathering Spaces (4)

- Donor's name on a plaque above the main doorway to each of three party rooms and the patio entry
- Names must be either a family or individual name. This is not available for corporate donors.

Shelters

North, South, and North Bank Playground (3)

- Donor's name on a plaque hanging from the top of the shelter
- The plaque is approximately 12"x 42" and will include the donor's name and a quote, if requested. Quotes must be approved by the Director of Parks and Recreation.

U.S. Pavilion

SkyRoom and Meeting Rooms (3)

- Donor's name on a plaque above the main doorway to the SkyRoom (1) and meeting rooms on the first floor (2)
- Names must be either a family or individual name. This is not available for corporate donors.

Terraced Seating

- A plaque placed on a row of outdoor terrace seating.
- Names must be either a family or individual name. This is not available for corporate donors.

SPOKANE PARKS FOUNDATION | THE CAMPAIGN FOR riverfront spokane

Gift Recognition Opportunities

Numerica Skate Ribbon & SkyRide

Numerica Skate Ribbon Party Room (1)

- Donor's name on a plaque above the main doorways to the party room
- Name(s) must be either a family or individual name. This is not available for corporate donors.

Benches

Park Benches (27)

- Donor's name engraved on a 2" x 10" plaque attached to the back or base of the bench
- There are two styles of bench in the park

Pavers

Promenade Pavers

- Donor's name etched in a concrete paver
- Sizes range from 4" x 8" to 9" x 9"

Fence Tags

Fence Tags

- Donor name etched on tag hanging from fence
- Possibly around the dog park
- Image from Pike Place Market Foundation

Return to agenda

Riverfront Park Committee Agenda Action Item Fact

Meeting date: June 10, 2019

Presented by: Berry Ellison

Action Item (Language shall match the language on the agenda.):

Riverfront Redevelopment Budget Amendment.

Action Item Description:

The budget amendment is necessary to properly allocate funds to various project budgets. The proposed budget reallocations are based on actual costs-to-date, forecasts, commitments of the Master Plan, agreements with other Depts, and Park Board authorized additional expenditures.

RFP Bond Budget Impact (Describe as budgeted or non-budgeted.):

Budget neutral.

Non RFP Bond Budget Impact (i.e., Park Fund or Cumulative Reserve):

Non-Bond funds have been added from philanthropic sources, Avista Utilities, and Park maintenance & capital budgets.

Executive Team Recommendation:

The Executive Team recommends RFP Committee approval.

Urgency for Approval (describe impact if not approved):

Delay in contracting, invoice payments, cost forecasting, and scheduling future development.

Options for Not Approving:

Delay to future Park Board Meeting.

Budget Update Overview
Summary of Changes from November 2018 - May 2019

South Bank West (Recreational Rink and Sky Ride) [Net Bond Change: Deduct $12,600]

- Deducted $6,000 for Rotary Fountain backflow to South Bank Central
- Deducted $6,600 to close out project to Program Level Costs
- Non-Bond: Add of $3,200 to reconcile non-bond funding source activity

South Bank Central (Looff Carousel) [Net Bond Change: Add of $7,400]

- Added $6,000 for Rotary Fountain backflow from South Bank West
- Added $1,400 for PM/CM Services from Program Level Costs
- Non-Bond: Add of $40,300 to reconcile non-bond funding source activity

Howard Street South Cannel Bridge [Net Bond Change: Deduct of $74,600]

- Deducted $74,600 to close out project to Program Level Costs
- Non-Bond: Add of $7,000 to reconcile non-bond funding source activity

Promenades [Net Bond Change: Deduct of $358,300]

- Added $200,000 to contingency for unforeseen conditions from the Program Level Costs
- Added $62,700 for North Promenade electrical work from North Bank
- Deducted $221,000 for GMP adjustment to the U.S. Pavilion
- Non-Bond: $27,500 added to reconcile to actual EPA Grant reimbursement
- Non-Bond: $77,200 added for North Bridge Historical Restoration Funds

West Havermale [Net Bond Change: Deduct of $50,000]

- Deducted $50,000 of art budget for park-wide art costs to Program Level Costs
- Non-Bond: $82,500 added for playground design services from Parks Foundation
- Non-Bond: $50,500 added for Sister Cities hardscape work from Avista
- Non-Bond: $5,000 added for Sister Cities design services

U.S. Pavilion [Net Bond Change: Add of $383,000]

- Added $221,000 for GMP adjustment from Promenades
- Added $162,000 for PM/CM services from Program Level Costs
- Non-Bond: $27,500 added to reconcile to actual EPA Grant reimbursement

North Bank [Net Bond Change: Add of $769,000]

- Added $896,700 for M&O facility budget from Program Level Costs
- Deducted $65,000 from external PM/CM services to Program Level Costs
- Deducted $62,700 for North Promenade electrical work to Promenades
- Non-Bond: Add of $119,000 for intersection improvements
- Non-Bond: Add of $35,300 to recognize all of the Skate park funding
- Non-Bond: Add of $25,000 to account for grant support
- Non-Bond: Deduct of $111,000 to reconcile the soil remediation funding

Program Level Costs [Net Bond Change: Deduct of $1,063,900]

- Added $74,600 to close out Howard Street South Channel Bridge project
- Added $65,000 to OMR from external PM/CM services North Bank
- Added $50,000 of art budget for park-wide art costs from West Havermale
- Added $6,600 to close out South Bank West project
- Deducted $896,700 for M&O facility budget in North Bank
- Deducted $200,000 from OMR to contingency for unforeseen conditions to Promenades
- Deducted $162,000 from external PM/CM services to Pavilion
- Deducted $1,400 from external PM/CM services to South Bank Central
- Non-Bond: Deduct of $150,000 to correct EPA Grant duplication

No changes to South Bank East and snxʷ meneʔ

Overall Bond Budget Net Change: **$0**
Overall Non-Bond Budget Net Change: **Add of $239,000.**

Changes for June 2019 RFP Budget Update

1	RECREATION RINK	Action	Bond Funds	Non-Bond Funds	Board Update
a	Budget transfer to Looff for Bypass pervent valve	Deduct	(6,000)		Jun-19
b	Budget transfer to Program level	Deduct	(6,591)		Jun-19
c	RFP Avista Rebates increase to non-bond funding	Added		4,000	Jun-19
d	Deadman Install (10.8k from Capital Budget to RR)	Added		(880)	Jun-19
	RECREATION RINK JUNE-19	TOTAL	(12,591)	3,120	

2	LOOFF	Action	Bond Funds	Non-Bond Funds	Board Update
a	Difference in actual water line MOU costs JLB	Added		20,371	Jun-19
b	Additional support for PM/CM services	Added	1,419		Jun-19
c	Additional support for bypass prevent valve scope from Rec Rink	Added	6,000		Jun-19
d	Non Bond funds for rotary misters	Added		23	Jun-19
e	Repair damaged rock wall at Café, funds not used	Deduct		(887)	Jun-19
f	CCD11 Additional 2" tape for Café & water service to Café. Connection inside bldg	Added		20,837	Jun-19
	LOOFF JUNE-19	TOTAL	7,419	40,344	

3	HSBS	Action	Bond Funds	Non-Bond Funds	Board Update
a	Close out HSBS, shift budget to Program Lev OMR	Deduct	(74,618)		Jun-19
b	MOU water line funds exceeded budget	Added		6,968	Jun-19
	HSBS JUNE-19	TOTAL	(74,618)	6,968	

4A	PROMENADES	Action	Bond Funds	Non-Bond Funds	Board Update
a	GMP adjustment - add to contruction	Added	253,538		Jun-19
	GMP adjustment - deduct from contingency	Deduct	(253,538)		Jun-19
b	Garco CO #5 infrastructure for Elec. From N Bank construction	Added	45,000		Jun-19
c	Garco CO#7 Upsize Elec. Panel from N Bank for future use to Construction.	Added	17,660		Jun-19
d	Garco CO#5 - Infrastructure for Electrical from N.Bank	Deduct	(45,000)		Jun-19
e	Garco CO #7 - Upsize Electrical Panel for Future Use from North bank	Deduct	(17,660)		Jun-19
f	Garco CO #5 infrastructure for Elec. N Bank construction	Added	45,000		Jun-19
g	Garco CO#7 Upsize Elec. Panel for future use to Construction.	Added	17,660		Jun-19
i	Garco CO#10 - add to Construction	Added	116,615		Jun-19
k	Garco CO#10 - from Constr Contingency	Deduct	(116,615)		Jun-19
l	CO #11 - PROM GMP transfer to PAV GMP	Deduct	(220,965)		Jun-19
m	CO #11 - PROM Contingency transfer	Deduct	(8,410)		Jun-19
n	CO #11 - PROM Contingency transfer	Added	8,410		Jun-19
o	CO#12 - Garco change order 12(b)	Added	150,514		Jun-19
p	CO#12 - Garco change order 12(b) Contingency impact	Deduct	(150,514)		Jun-19
q	CO#13 - reconnect and repair lighting Cent. Trail	Added	9,915		Jun-19
r	CO#13 - reconnect and repair lighting Cent. Trail Contingency impact	Deduct	(9,915)		Jun-19
s	CO#14 - Garco change order 14	Added	64,884		Jun-19
t	CO#14 - Garco change order 14 Contingency impact	Deduct	(64,884)		Jun-19
u	CO#15 Prom resurfacing blue bridge and landscaping	Added	30,523		Jun-19
v	CO#15 Prom resurfacing blue bridge and landscaping	Deduct	(30,523)		Jun-19
w	WSST Tax adjustment from WSST	Deduct	(257,021)		Jun-19
x	WSST Tax adjustment to Constrction Contiingency	Added	257,021	27,500	Jun-19
y	North Bridge Historical Restoration Funds	Added		77,200	Jun-19
z	Move $230K from OMR to construction contingency	Added	230,000		Jun-19
aa	Transfer $230K from OMR to construction contingency	Deducted	(230,000)		Jun-19
ab	Transfer $200K from PROGRAM OMR to construction contingency	Added	200,000		Jun-19
	PROMENADES JUNE-19	TOTAL	41,695	104,700	

4B	WEST HAVERMALE	Action	Bond Funds	Non-Bond Funds	Board Update
a	Increase Non Bond funding for A/E basic services	Added		82,540	Jun-19
b	Deduct $50K for artowork transfer to Program Level	Deduct	(50,000)		Jun-19
c	added to WSST for sales tax increase	Added	1,284		Jun-19
d	Deduct from OMR for sales tax increase	Deduct	(1,284)		Jun-19
e	added funds to construction to support sister city scope	Added	36,448		Jun-19
f	Deduct from Const. Contig. for Sister City scope	Deduct	(36,448)		Jun-19
h	Avista funding for Avista grass/pave	Added		16,646	Jun-19
i	Avista funding for crane pad	Added		33,822	Jun-19
k	Additional funds for PM/CM	Added	9,451		Jun-19
l	Deduct for Additional funds for Hill Amd #7 PM/CM	Deduct	(9,451)		Jun-19
m	Increase Non Bond funding for SCAS	Added		5,000	Jun-19
	WEST HAVERMALE JUNE-19	TOTAL	(50,000)	138,008	

5	PAVILION	Action	Bond Funds	Non-Bond Funds	Board Update
a	GMP adjustment - add to congingency	Added	342,866		Jun-19
b	GMP adjustment - deduct from contruction	Deduct	(342,866)		Jun-19
c	CO #10 added street lightning protection	Added	57,438		Jun-19
d	Construction Cont. deduct CO#10	Deduct	(57,438)		Jun-19
e	CO #11 from Prom GMP	Added	220,965		Jun-19
f	CO #11 from Contingency to construction	Added	112,602		Jun-19
g	Construction Contingency. deduct CO#11	Deduct	(112,602)		Jun-19
h	CO #12 add kitchen/floor change, wall illumination, elevated pads and VWC.	Added	483,445		Jun-19
i	Construction Contingency deduct CO#12	Deduct	(483,445)		Jun-19
j	Add from Interior Design to Construct Contingency CO #12	Added	53,709		Jun-19
k	Deduct from CO #12 Interior design	Deduct	(53,709)		Jun-19
l	CO #13 Widen door, RI gate, delete tree wells, move WiScape.	Added	53,067		Jun-19

m	Construction Contingency deduct CO #13	Deduct	(53,067)		Jun-19
n	CO#14 shift from contingency to construction	Added	53,400		Jun-19
o	Construction Cont. Deduct CO# 14	Deduct	(53,400)		Jun-19
p	CO#15	Added	67,888		Jun-19
q	CO#15 From contruction contingency to construction	Deduct	(67,888)		Jun-19
r	WSST increase	Added	70,051		Jun-19
s	Move from OMR for WSST increase	Deduct	(70,051)		Jun-19
t	Transfer in from Program OMR for Hill Amendment #6 addition to PM/CM support	Added	161,978		Jun-19
v	Interior Design transfer to contruction contingency	Added	53,789		Jun-19
w	Deduct from Interior design	Deduct	(53,789)		Jun-19
x	From FF&E to Construction Kitchen Equip	Added	30,557		Jun-19
y	FF&E Kitchen Equip Deduct	Deduct	(30,557)		Jun-19
z	Brownfield EPA Grant - Received more than budgeted Grant funds PAV	Added		27,500	Jun-19
aa	Transfer $50K to construction contingency	Added	50,000		Jun-19
ab	Transfer $50K from OMR to construction contingency	Deduct	(50,000)		Jun-19
	PAVILION JUNE-19	TOTAL	382,943	27,500	

7	NORTH BANK	Action	Bond Funds	Non-Bond Funds	Board Update
a	Garco CO#5 - Infrastructure for Electrical N.Bank from Contingency	Deduct	(45,000)		Jun-19
b	Garco CO#7 - Upsize Electrical Panel for Future Use from Contingency	Deduct	(17,660)		Jun-19
c	HSBS OMR Contg.Additional M&O facility budget	Added	823,485		Jun-19
d	HSBS OMR Contg. Additional M&O facility budget amendment 3 WSST	Added	73,261		Jun-19
e	Design contingency moved to BWA amendment 3	Deduct	(50,000)		Jun-19
f	Design contingency moved to BWA amendment 3	Added	50,000		Jun-19
g	OMR contingency, moved 39.5 for BWA amendment 3	Deduct	(39,500)		Jun-19
h	Non-Bond 1950 fund eliminated	Deduct		(111,032)	Jun-19
i	OMR contingency, moved 39.5 for BWA amendment 3	Added	39,500		Jun-19
j	PM/CM Services (internal/external) trans to OMR	Deduct	(65,000)		Jun-19
k	OMR contingency, moved $61,472 to WSST	Added	62,971		Jun-19
l	OMR contingency, moved $61,472 to WSST	Deduct	(62,971)		Jun-19

m	CR 20184 Habitat mgmt plan Amendment #4 covered under existing Geotech budget	Added	0		Jun-19
n	CR 20183 Amendment #6 additions to PM/CM	Added	36,000		Jun-19
o	CR 20183 Amendment #6 additions to PM/CM OMR	Deduct	(36,000)		Jun-19
p	North Bank Berger Grant Support from 1400	Added		24,982	Jun-19
q	Skate Park actual funds true up	Added		35,397	Jun-19
r	Non-Bond Intersection Improvement	Added		119,000	Jun-19
	NORTH BANK JUNE-19	TOTAL	769,086	68,347	

9	PROGRAM	Action	Bond Funds	Non-Bond Funds	Board Update
a	Move artwork scope and budget from HAV	Added	50,000.00		Jun-19
b	HSBS closeout, move remaining budget to program level	Added	74,618.00		Jun-19
c	CO 20183 Amendment #6 PM/CM support	Added	17,000.00		Jun-19
d	CO 20183 Amendment #6 PM/CM support OMR Cont.	Deduct	(17,000.00)		Jun-19
e	CO 20183 Amendment 6 PM/CM support trans to Pav/$1,419 to LO	Deduct	(161,978.00)		Jun-19
f	Hill amendment 6(a) from NB	Added	64,388.00		Jun-19
i	HSBS OMR Cont. shift to N. Bank	Deduct	(896,746.00)		Jun-19
j	From Rec rink	Added	6,591.00		Jun-19
k	additional support for Looff PM/CM	Deduct	(1,419.00)		Jun-19
l	Correction to O&M budget	Added	612.00		Jun-19
m	CH2M Hill ammend 1	Deduct	(26,950.00)		Jun-19
n	CH2M Hill ammend 2	Added	26,950.00		Jun-19
o	Non-Bond Brrown Field Grant Correction	Deduct		(150,000.00)	Jun-19
p	Transfer from PROGRAM PMO	Deduct	(210,738.00)		Jun-19
q	Transfer to PROGRAM OMR	Added	210,738.00		Jun-19
r	Transfer from PROGRAM OMR to PROM construction contingency	Deduct	(200,000.00)		Jun-19
	PROGRAM JUNE-19	TOTAL	(1,063,934)	(150,000)	
		JUNE-19 GRAND TOTAL	0	238,987	

RIVERFRONT PARK REDEVELOPMENT BOND PROGRAM - JUNE-19 SUMMARY

	PROJECT DESCRIPTION	Nov 2018 BASELINE BUDGET	CURRENT / PROPOSED BUDGET	VARIANCE to Nov-18 BUDGET	COST THRU MARCH 31
1	RFP - SOUTH BANK WEST (REC RINK, GONDOLA MEADOW)	$ 10,425,121	$ 10,412,530	$ (12,591)	$ 10,412,530
2	RFP - SOUTH BANK CENTRAL (LOOFF CAROUSEL)	$ 11,736,419	$ 11,743,839	$ 7,419	$ 11,600,088
3	RFP - HOWARD STREET SOUTH CHANNEL BRIDGE (HSBS)	$ 74,618	$0	$ (74,618)	$ -
4A	RFP - PROMENADES	$ 5,524,705	$ 5,566,400	$ 41,695	$ 4,041,883
4B	RFP - WEST HAVERMALE	$ 2,662,873	$ 2,612,873	$ (50,000)	$ 11,803
5	RFP - US PAVILION	$ 22,236,845	$ 22,619,788	$ 382,943	$ 10,790,539
6	RFP - snz mene/	$ 1,741	$ 1,741	$ -	$ 1,741
7	RFP - NORTH BANK	$ 8,685,576	$ 9,454,662	$ 769,086	$ 332,949
8	RFP - SOUTH BANK EAST	$ 160,364	$ 160,364	$ -	$ 156,847
	SUB-TOTAL	$ 61,508,262	$ 62,572,197	1,063,934	
9	RFP - PROGRAM LEVEL OWNER COSTS	$ 6,554,110	$ 5,490,176	$ (1,063,934)	$ 3,800,964
	TOTAL	$ 68,062,372	$ 68,062,372	0	$ 41,149,346

Additional Budget Information

1	2015 Bond Amount	$ 64,300,000			
2	Initial Recognized Bond Interest	$ 1,500,000			
3	Total	$ 65,800,000			
4	Start with Baseline Budget		$ 65,475,586		
5	Difference from Baseline Project to the Bond+Interest Total (65,800,000-65,475,586 = $324,414)		$ 324,414		
6	5/12/16 - Additional Bond Interest		$ 125,000		
7	4/10/2017 - Additional Bond Interest		$ 633,264		
8	7/27/2017 - Additional Anticipated Bond Interest		$ 1,955,000		
9	5/30/2018 - Adjustment to Bond Interest (Deduct due to expedited spend rate)		$ (450,892)		
10	Total Bond Budget (Jun 30, 2018)		$ 68,062,372		

CITY OF SPOKANE PARKS & RECREATION

Hill International

RIVERFRONT PARK REDEVELOPMENT PROGRAM - JUNE 2019 - NON BOND FUNDING SUMMARY

#	Description	Amount	Received	Project	Date	Comment
1	Fund 1950 - Park Cumulative Reserve Fund	$ 56,007		N. Bank		
2	Deadman Install (10.8k from Capital Budget to RR)	$ 10,000	Yes	RR		
3	Funds from Street Dept for lighting RR Alt#6	$ 43,000	Yes	RR		
4	Owner Scope - Skyride Relocation of Equipment	$ 54,400	Yes	RR		
5	Water Main Upgrade (10" to 18") MOU w_Utilities to HSBS (NTE 200k)	$ 198,921	Yes	HSBS		
6	Water Main Upgrade (10" to 18") MOU w_Utilities Promenades (NTE 570k)	$ 570,000	523,000	PROM		
7	Water Main Upgrades MOU w_Utilities to Looff (NTE 275k)	$ 293,371	Yes	Looff		
8	EPA Grant Funds for Brownfield Clean-up (200k less the AE Fee, based on dollars spent for Remediation in the 3 areas awarded in the Grant Scope) - PROM	$ 177,500	Yes	PROM		
9	EPA Grant Funds for Brownfield Clean-up (200k less the AE Fee, based on dollars spent for Remediation in the 3 areas awarded in the Grant Scope) - PAV	$ 177,500	Yes	PAV		
10	EPA Grant Funds for Brownfield Clean-up (200k less the AE Fee, based on dollars spent for Remediation in the 3 areas awarded in the Grant Scope) - N BANK	$ 150,000	Yes	N. Bank		
11	EPA Grant Funds for Brownfield Clean-up (AE Fee, based on dollars spent for Remediation in the 3 areas awarded in the Grant Scope) - PROGRAM	$ -	Yes	Program		Reconciled, removed duplicatIon
12	RCO Grant for Regional Playground	$ 500,000		N. Bank		
13	Additional Funds - Rotary Group for Misters at Fountain	$ 12,455	Yes	Looff		
14	Rotary Fountain Contribution - Rotary Group for Donor Fish Engraving	$ 7,567	Yes	Looff		D.A. to reconcile
15	Art in the Park - Foundation Funds	$ 13,644		Program		
16	Riverfront Park - Foundation Funds	$ 3,270		RR		
17	CO#17 Light pole Replacement	$ 4,569	Yes	RR		
18	RFP Promenades - Foundation Funds	$ 16,352		PROM		
19	Entry Signage - Foundation Funds	$ 995		PROM		
20	CCD 11 - Additional 2" tap for Café & water service to Café; connection inside the bldg	$ 33,095	Yes	Looff		
21	CCD 25 Repair damage in rock wall at café			Looff		$887 fund was eliminated
22	Looff CO#11 - Added Lighting ($5326 + WSST $468.69)	$ 5,795	Yes	Looff		
23	CO#8 - Added Wifi - Budget from City IT dept ($58,805+WSST $5,174.84)	$ 63,980	61,040	PROM		
24	Sister Cities Funds for hardscape & Art installations	$ 85,000	45,000	W Hav		
25	RFP Avista Rebates - Rec Rink	$ 4,000	Yes	RR	19-Jun	
26	N. Bridge Historical Restoration Funds (Promenades)	$ 77,200	76,420	PROM	19-Jun	
27	Berger Costs - Grant Support (Program level)	$ 24,982	Yes	Program	19-Jun	
28	Parks foundation W. Havermale -SPVV	$ 82,540		W Hav	19-Jun	
29	Sister cities grass pavers (West havermale)	$ 16,646		W Hav	19-Jun	
30	Sister cities Avista Crane Pad (West havermale)	$ 33,822		W Hav	19-Jun	
31	Sister city support/land expression non bond funding	$ 5,000		W Hav	19-Jun	
32	Skate Park	$ 285,397		N Bank	19-Jun	
33	Intersection improvements for North Bank	$ 119,000		N Bank	19-Jun	
34	Total Program Non Bond Funds	$ 3,126,008				
35	Total Program Bond Funds	$ 68,062,372				
36	Total Program Funds	$ 71,188,380				

CITY OF SPOKANE PARKS & RECREATION

Hill International

RFP - SOUTH BANK WEST (REC RINK, GONDOLA MEADOW)

Update: 6/13/19

49571 - Budget Estimate

Actual Costs Thru: 3/31/19

		PROJECT BUDGET ITEMS	Nov-18 Budget Baseline	Budget Transfer	Current Budget	Non-Bond Funding	Cost to Date	NOTES
1.0 PROJECT CONSTRUCTION - (56202, 56301, 56501)	1	Rec Rink Construction	$6,722,000		$6,722,000		$8,775,330	Base Bid - $6,722,000 & Accepted Add Alternates -#1,2,&5 = $71,400 GC Contract Total = $6,793,400
	1j	Add Alternate 1: Kitchen Equipment	$58,500		$58,500			Accepted
	1k	Add Alternate 2: Deadmen Install			$0	$9,191		Accepted -12k from Capital Funds (Add Alternate No. 2, 10k plus tax) Identified in Schedule of Value? & Which CNI invoice was it invoiced in?
	1l	Add Alternate 3: Pond Canopy						Not Accepted
	1n	Add Alternate 5: Site Benches/Receptacles	$2,900		$2,900			Accepted
		CO 1-18 totals	$1,262,832	$0	$1,262,832	$43,722		
	1	Construction	$8,046,232	$0	$8,046,232	$52,913	$8,775,330	Non-Bond Funds: Alt #2 - 10k Deadman Install & CO#1 - $39,522.06 Streets Dept. for Lighting along Spokane Falls Blvd., $4,199.77 Replace S1
	2	Design (Scope) Contingency	$0		$0			
	3	Construction Contingency	$2,343		$2,343			
	4	Environmental / Rock Contingency	$0		$0			
	5	WSST on Construction,CO's,Contingency 8.7% (Increassed to 8.8% April 1st, 2017)	$709,021		$709,021	$4,656		180924 - Added WSST for Fire Pit Mods - $746.06 WSST calculated
		Sub-total Construction	$8,757,596		$8,757,596	$57,569	$8,775,330	Non-Bond Funds: ($10,000.00 + $39,522.06 +$4,199.77+ WSST on the $53,722 & on the $50k Other Owner Constr. Expenses = $62,849.35)
	6	Other Owner Construction Expenses	$133,681		$133,681	$54,400	$203,354	181015 - Communications Cable (Cochran) - $7,856.23 from HSBS Tier 1 181014 - Added from PM/CM Services - $1,687.50 181014 - Added from Energy Control Contract - $270.00 180924 - Added Marsh - Fire Pit Mods - $8478.00 from Program Lvl OMR
	7	Bond Reclassification					$51,624	2016 Bond Reclassification
		Subtotal ALL Construction	$8,891,276		$8,891,276	$111,969	$9,030,308	Non-Bond Funds = Skyride Relocation of Equipment - 50k
2.0 PROJECT DESIGN - (56522)	7	BERGER Thru 2A	$9,408		$9,408		$2,314	
	8	BERGER Thru 2B	$0		$0			
	9	Interior Design	$6,997		$6,997		$6,997	
	10	STANTEC Fee - Basic Services	$554,627		$554,627		$0	(Includes Base Scope $474,770; Reimbursables est. of $34,500 & Pre-Design Study $45,357.25)
	11a	STANTEC Fee - Additional Services	$186,941		$186,941			
	11b	STANTEC Fee - Additional Services	$119,228		$119,228		$348,650	181015 - CNI / Stantec do Not have to Reimburse the city, per City Attorney's ruling.
	12	STANTEC Fee - Reimbursables	$0		$0			
	13	Other Design (CR's - CSA/Envelope, Exhibit)	$5,500		$5,500		$5,285	DCI Engineers Civil Structural Peer Review
	14	Bond Reclassification					$597,457	
		Subtotal Design	$882,701	$0	$882,701	$0	$960,703	
3.0 CONSTRUCTION SERVICES + F F & E - (56520)	14	PM/CM Services (Internal/External)	$175,246		$175,246		$93,618	181015 - Transferred Budget to match Morrision Actuals
	15	Site/Field Survey Topo Map	$0		$0			Moved to OMR - $12.5k
	16	Geotechnical/Environmental Services	$83,016		$83,016		$36,910	
	17	Environmental/Lab work - Construction Phase	$24,427		$24,427		$42,444	
	18	Wildlife Biologist	$0		$0			See Line 39
	19	Hazmat Consultant	$0		$0			See Line 39
	20	Traffic Engineer	$0		$0			See Line 39
	21	Permitting Assistance	$0		$0			Moved 20k budget to Program Lvl
	22	Value Engineering/Constructability Review	$0		$0			
	23	Commissioning	$18,280		$18,280		$21,305	181014 - Increase $730 to Match Contract/Actuals
	24	NREC Owner Inspection Fee	$1,550		$1,550			181014 - Decrease -$1000 to Match Contract/Actuals
	25	Inspection/Testing	$32,643		$32,643			
	26	Legal Fees	$0		$0			See Program Level Owner Cost
	27	Other Consultants	$0		$0		$28,189	See Program Level Owner Cost
	28	FF&E + Technology + WSST @8.8%	$238,461		$238,461		$87,389	181015 - Ice Builder Supply - skate racks - $19,584.00, HSBS Tier 1 180514 - Rec Today of idaho (Bike Racks & Benches Looff & RR) $27,729.1/2 = $13,864.55 (Transfer from Non-Bond $3,270 Foundation Funds.) & Transfer $10,594.55 from W. Hav OMR. 180215 - Reconcile Soft Costs vs. FF&E (Moved 10k to Other Owner
	29	Way Finding and Interpretative Signage	$0		$0		$4,000	PCO#40/CNI CO#12 move $7,035.60 to Construction Contingency + $619.13 WSST, and the Remaining $49,345.27 to the Looff Installation Budget Only -57k, Transferred 18k of overall Design Cost to Program Lvl. (Berger 52k, DH - 20.3k Design for Parkwide), Transfer 15k from HSBS
	30	Bond Reclassification					$86,554	
		Subtotal Project Services, FF&E	$573,624	$0	$573,624	$0	$400,409	Non-Bond - $3,270 Foundation Funds for Bike Racks
4.0 OTHER CAPITALIZED COSTS - (56504)	30	Artwork	$0		$0			
	31	Advertisements+Printing	$5,979		$5,979		$8,169	
	32	L&I Electrical Review	$0		$0		$0	
	33	Plan Review+Permits	$70,023		$70,023		$29,198	
	34	Health District Review	$1,000		$1,000		$130	
	35	Certification of Storm Drainage	$517		$517			
	36	Moving /Temporary Facilities	$0		$0			
	37	Builder's Risk Insurance	$0		$0			
	38	Travel, Meals, Mtg Expenses	$0		$0			
	39	RFP Predesign Studies	$0		$0			Moved to Program Lvl, See Predesign Cost Tab
	40	OMR Contingency	$0		$0		$1,132	
	41	Budget transfer to Looff		-$6,000	-$6,000			190613 - Move $6K to Looff for Backflow prevent valve/fountain.
	42	Budget transfer to Program level/Looff closeout		-$6,591	-$6,591			190613 - Move remaining budget $6,591 to program level OMR
	43	RFP Avista Rebates				$4,000		190613 - addl. Non bond per Danielle/Jo lynn spreadsheet
	44	Bond Reclassification					-$17,519	
		Subtotal Other Development Fees	$77,520	-$12,591	$64,929	$4,000	$21,110	
5.0 BOND FEES	42	Bond Service Fees	$0		$0			See Program Level Owner Cost
		Subtotal Bond Services	$0			$0	$0	
			$10,425,121	-$12,591	$10,412,530	$115,969	$10,412,530	Total Project Budget (w / Non-Bond Funds) = $10,541,241

CITY OF SPOKANE PARKS & RECREATION

Hill International

RFP - SOUTH BANK CENTRAL (LOOFF CAROUSEL)

49572 - Budget Estimate

Update: 6/13/19

Actual Costs Thru: 3/31/19

		PROJECT BUDGET ITEMS	Nov-18 Current Budget	Budget Transfer	Current Budget	Non-Bond Funding	Cost to Date	NOTES
1.0 PROJECT CONSTRUCTION - (56202,56301,56501)	1	Looff Construction	6,499,000		6,499,000		10,789,109	Base Bid - $6,499,000 (w_Accepted Add Alts - #1,2,4 & 5 = $565.6K) GC Contract Total = $7,064,600.
	2	(CO's 1 thru 11 = $2,172,882)	2,144,048		2,144,048.3	47,192.0		Total Approved CO's thru #11 = $2,172,882 181015 - Transfers of $321,691.08 for Rotary Fountain HSBS Tier 1 Reimbursement 181015 - True-Up CO#4 - $3,660 of Cost not Transferred to SBE. Transfer from Construction Contingency 181015 - True-Up CO #11 - ($5,326) CCD 41 is now Non-Bond Funded transfer back to Constr Contingency
		CO#12 (Incds CP 07,29,31,35 & CCD13,17,22,29,31,32,33,36,38,44,46,48,50	150,657		150,657	-		181015 - Pending CO#12 - $150,657.00, New CO Total $2,323,539)
	3	(COs 12 = $2,323,539)	470,682		2,860,305			
	4	MOU Credit for Waterline Upgrades	(250,919)		(250,919)	269,642		190613 amount adjusted to reflect actual reimbursement $293,371. 181231 $250,919 credit for waterline ($273K w/tax)
	5							
	6	Construction	9,108,386	0	9,108,386	316,834	10,789,109	MOU Waterline Upgrades ($259,919.12 +22,080.88 WSST = $273k)+ CO#10 $23,508+WSST $2,068.70 & CO#11 $5,326 + WSST $468.69
	7	Design Contingency	0		0			
	8	Construction Contingency	0		0			
	9	CCD 21 - Swale drainage piping	0		0			
	10	CCD 51 - Move backflow preventer above ground	0		0			
	11							
	12							
	13	Environmental / Rock Contingency	0		0			
	14	WSST on Construction,CO's,Contingency 8.7% (Increassed to 8.8% April 1st, 2017)	801,538	0	801,538	27,881	Inc. above	190613 - WSST tax on non bond funding
	15	Sub-total Construction	9,909,924	0	9,909,924	344,715	10,789,109	Non-Bond Funds: = ($273k MOU Waterline +$23,508 Items in CO#10 + WSST = $304,371)
	16	Other Owner Construction Expenses	53,171		53,171	-	104,906	
	17	Bond Reclassification			0		(840,413)	
		Subtotal ALL Construction	9,963,095	0	9,963,095	344,715	10,053,602	
2.0 PROJECT DESIGN - (56522)	1	BERGER Thru 2A	0		0			Moved to Program Level
	2	BERGER 2B (100% Design)	308,580		308,580		384,073	
	3	Interior Design	8,000		8,000			
	4	A/E Fee - Basic Services (NAC)	583,000		583,000		503,833	
	5	A/E Fee - Additional Services (NAC)	101,685		101,685			
	6	A/E Reimbursable Expenses (NAC)	0		0			
	7	Other Design (CR's - CSA/Envelope, Exhibit Space)	74,981		74,981	-		181015 - Reimbursed from Tier 1 HSBS Reimbursement - $74,980.90
	8	Bond Reclassification				-		
		Subtotal Design	1,076,246		1,076,246	0	887,906	
3.0 CONSTRUCTION SERVICES + F F & E - (56520)	1	PM/CM Services (Internal/External)	191,725	1,419	193,144		176,836	190613 - Hill amendment 6(a) addition. From program level.
	2	Site/Field Survey Topo Map	0		0		0	Moved to OMR - $12.5K
	3	Geotechnical Services	36,684		36,684		37,507	
	4	Environmental/Labwork	823		823		4,303	
	5	Commissioning	18,280		18,280		20,355	181014 - Decrease $770 to Match Contract/Actuals, transfer to FF&E for Fish Engraving.
	6	NREC Owner Inspection Fee	1,550		1,550			181014 - Decrease $1000 to Match Contract/Actuals, transfer to FFE for Fish Engraving.
	7	Inspection/Testing	21,517		21,517			
	8	Legal Fees	0		0			See Program Level Owner Cost
	9	Other Consultants	0		0		20,132	See Program Level Owner Cost
	10	FF&E + Technology + WSST @8.8%	174,378	6,000	180,378	7,567	108,828	190613 - Budget transfer from Rec Rink for fountain backflow preventer 180831 - Donor Fish Engraving $7,567, (35k + WSST = $38,080.00) $14,822.00+$1304.34 WSST from Construction Contingency & $1770.00 from Energy Control Cx & NREC & $12,616.24 from Program Lvl OMR 180618 - Need $32,432.58 for the Estimated 40k of Fish & Engraving (Potential $17,288 from Construction Contingency & additional $18k from MOU Waterline reimbursement) 180514 - FF&E Site Benches & Bike Racks ($27,729.10/2 = $13,864.55) $1000 from Looff OMR, $12,864.55 From W. Hav OMR. 180131 - Actual Cost of Avista Vault $34,034. 180123 - Additional 20k Contribution from Rotary Group, Misters at the Fountain - ($11,427 + 1005.58 WSST) & Remaining $7,567 for Donor Fish
	11	Way Finding and Interpretative Signage	187,680		187,680	0	0	190613 - Wayfinding funds commited park board $113,514.69 181015 - Added $87,680 due to increase in initial estimates, going to VE.
	12	Bond Reclassification					180,132	
		Subtotal Project Services, FF&E	632,637	7,419	640,056	7,567	548,093	
4.0 OTHER CAPITALIZED COSTS - (56504)	1	Artwork	0		0			
	2	Advertisements+Printing	12,930		12,930		7,930	
	3	L&I Electrical Review	2,500		2,500			
	4	Plan Review+Permits	45,011		45,011		20,888	
	5	Health District Review	4,000		4,000		4,631	
	6	Certification of Storm Drainage	0		0			
	7	Moving /Temporary Facilities	0		0			
	8	Builder's Risk Insurance	0		0			
	9	Travel Meals Mtg Expenses	0		0			
	10	RFP Predesign Studies	0		0			Moved to Program Lvl, See Predesign Cost Tab
	11	OMR Contingency	0		0		51,593	
	12	Bond Reclassification					25,102	
		Subtotal Other Development Fees	64,441	0	64,441	0	110,145	
5.0 BOND FEES	1	Bond Service Fees	0				343	See Program Level Owner Cost
		Subtotal Bond Services	0			-	343	
			11,736,419	7,419	11,743,839	352,283	11,600,088	

CITY OF SPOKANE PARKS & RECREATION

Hill International

RFP - HOWARD STREET SOUTH CHANNEL BRIDGE (HSBS)

Update: 6/13/19

49573 - Budget Estimate

Actual Costs Thru: 3/31/19

		PROJECT BUDGET ITEMS	Nov-18 Budget	Budget Transfer	Current Budget	Non-Bond Funding	Cost to Date	NOTES
1.0 PROJECT CONSTRUCTION - (56311,56202.56301,56501)	1	Howard St Bridge South	4,737,101		4,737,101		4,770,984	Base Bid: $4,737,101 GC Contract Total thru CO#10 = $4,974,847.17
	1u	MOU Credit for Waterline Upgrades	(191,953)		(191,953)	198,921		Transferred to Looff Construction Contingency
		Change orders CO#1 thru CO#10 = $45,793	45,793	0	45,793	198,921	-	
	1	Construction	4,782,894	0	4,782,894	198,921	4,770,984	Non-Bond Funds: MOU Waterline Upgrades $191,953
	2	Design Contingency	0		0			
	3	Construction Contingency	15,599		15,599			180514 - Anticipated Changes Est. $4000.00, Still have 15,599 + WSST to cover any further Changes
	4	Environmental / Rock Contingency	0		0			
	5	WSST on Construction,CO's,Contingency 8.7% (Increassed to 8.8% April 1st, 2017)	2,714		2,714	0		
		Sub-total Construction	4,801,206	0	4,801,206	198,921	4,770,984	Non-Bond Funds: MOU Waterline Upgrades $191,953
	6	Other Owner Construction Expenses	18,384		18,384	0		
	7	Bond Reclassification					-2,510	
		Subtotal ALL Construction	4,819,591	0	4,819,591	198,921	4,768,473	
		Subtotal Design	773,514	0	773,514	0	463,398	
3.0 CONSTRUCTION SERVICES + F F & E - (56520, 56522)	14	PM/CM Services (Internal/External)	609,808		609,808	0	158,208	
	15	Site/Field Survey Topo Map	0					
	16	Geotechnical Services	16,403		16,403		57,919	
	17	Environmental/Labwork	0				8,795	Transfer to OMR
	18	Wildlife Biologist	0					See Line 39
	19	Hazmat Consultant	0					See Line 39
	20	Traffic Engineer	0					See Line 39
	21	Permitting Assistance	0				1,262	Moved 30k budget to Program Lvl
	22	Value Engineering/Constructability Review	0					
	23	Commissioning	0					
	24	NREC Owner Inspection Fee	0					
	25	Inspection/Testing	23,257		23,257		22,050	
	26	Legal Fees	0					See Program Level Owner Cost
	27	Other Consultants	0					See Program Level Owner Cost
	28	FF&E + Technology + WSST @8.8%	0					
	29	Way Finding and Interpretative Signage	12,000		12,000			
	30	Bond Reclassification					734,427	
		Subtotal Project Services, FF&E	661,468	0	661,468	0	982,660	
4.0 OTHER CAPITALIZED COSTS - (56504)	30	Artwork	0					
	31	Advertisements+Printing	5,000		5,000		3,399	
	32	L&I Electrical Review	0					
	33	Plan Review+Permits	62,545		62,545			
	34	Health District Review	0					
	35	Certification of Storm Drainage	2,500		2,500			
	36	Moving /Temporary Facilities	0					
	37	Builder's Risk Insurance	0					
	38	Travel Meals Mtg Expenses	0					
	39	RFP Predesign Studies	0					
	40	OMR Contingency	0					
	41	Bond Reclassification	0				0	
		Subtotal Other Development Fees	70,045	0	70,045	0	3,399	
		Subtotal Bond Services	0	0	0	0	0	

CITY OF SPOKANE PARKS & RECREATION

Hill International

RFP - PROMENADES

Update: 06/13/19

49574 - Budget Estimate

Actual Costs Thru: 3/31/19

		PROJECT BUDGET ITEMS	Nov 18 Budget Baseline	Budget transfer	Current Budget	Non-Bond Funding	Cost to Date	NOTES
1.0 PROJECT CONSTRUCTION - (56202, 56301, 56501)	1a	Howard St Promenade	1,620,000		1,620,000	523,416	3,242,899	Non-Bond Funding - MOU Water Main Upgrade (10" to 18") (NTE 570k)
	1b	Grounds - CEN PROM	1,020,000		1,020,000			Budget Transferred from W HAV = $1,080,000, 60k to Const. Contingency
	1c	Havermale Promenade	692,000		692,000			Budget Transferred from W HAV = $720,000, 28k to Const Contingency
	1d	Havermale Centennial Trail	198,000		198,000			Budget Transferred from W HAV = $198,000
	1e	GMP Adjustment - VE Items	(253,538)	253,538	0			190613 - Transfer $253,538 in from Constr Contingency 181015 - GMP Adjustment VE Items ($253,538 added back to contingency)
	1f	GMP Adjustment - WSST for MOU Water main	46,103		46,103			181015 - WSST taken out of 570k, Transfer of $46,103 from Const. Contingency necessary for full GMP.
	1g	Add for GMP	50,000		50,000			180514 - From Constr. Contingency, GMP needed an add'l.50k to reach $4.15M
	1h	CO#3 - Butterfly, HSSC Receptacles, Sign Footings, RI, Totem, Vault increase	142,855		142,855			180514 - Moved $ from Contingency to support Garco CO#3
	1j	CO#4 - Add Finishes to Snxw Mene, Fulcrum Scope	55,300		55,300			180618 - Moved $ from Contingency to support Garco CO#4
	1k	CO#5 - Add asphalt path, Electrical Engineering Oncld Prom & N.Bank, +infrastructure for future WiFi at Prom	87,543	45,000	132,543			190613 -Transfer $45,000 from NB Contiinency 180725 - Moved from Contingency ($87,543 + WSST of $7,703.78) Total CO #5 - $224,146 (PAV - $91,603.00 & N. Bank - $45k)
	1l	CO#6 - Add Blue Bridge Repair	419,679		419,679			180801 - Transfer $419,679 from Program Level - HSBS Reimbursement (No WSST on this Right of Way)
	1m	CO#7 - 11 Benches, Partial Pay for N Bridge Waterline, Unforeseen & Rock	159,309	17,660	176,969			190613 -Transfer $17,660 from NB contingency 180801 - Transfer from PROM Contingency - $90,251.00 & Transfer from Environmental Rock - $69058 Total CO#7 - $168,773.00 (PAV credit - $8,917.25, N. Bank - $17,660)
	1n	CO#8 - Added Wi-Fi	0			58,805		180831 - Added Wifi Budget coming from City I.T. Dept.
	1o	CO#9 - Blue Bridge Items & Seal Pavers/Concrete	56,130		56,130			181015 - CO#9 - Blue Bridge Items - $20,049 not subject to WSST & Other Items transfer from HSBS Tier 1 Reimbursement Sand & Seal Pavers - $36,081+$3,175.13 WSST transfer from PROM OMR
		Construction change order subtotal	2,673,381	316,198	2,989,579	58,805	0	
	1p	CO#10 - Add North Bridge work		116,615	116,615	70,891		190613 - Correction: Add $621 to bond funding, deduct $621 from non-bond north channeel bridge restoration. Orignally: $115,994 + $77,821 = $193,815
	1q	CO#11 - PROM GMP to PAV GMP		(220,965)	(220,965)			190613 - CO#11 - PROM GMP to PAV GMP
	1r	CO#11 - Temp Irrigation		8,410	8,410			190613 - CO#11 - Temp Irrigation
	1s	CO#12 - Add Wayfinding Signage		150,514	150,514			190613 - CO#12 - Add Wayfinding Signage
	1t	CO#13 - reconnect and repair lighting Cent. Trail		9,915	9,915			190613 - CO#13 - reconnect and repair lighting Cent. Trail
	1u	CO#14 - Garco change order 14		64,884	64,884			190613 - CO#14 - Garco change order 14
	1v	CO#15 - Garco change order 15		30,523	30,523			190613 - Garco change order 15
		Construction	4,293,381	476,094	4,769,475	653,112	3,242,899	
	1	Construction Contingency	182,473	(24,290)	158,183			190613 - Transfer out $253,538 to Constr Transfer out CO10, 11-15 to Constr ($380,361) Transfer in Environ ccontingency ($28,088) Transfer in WSST tax savings realization ($257,021) Transfer in $125,000 from Wayfinding Transfer in $200,000 from Program OMR
	2	Environmental / Rock Contingency	28,088	(28,088)	0			190613 - Moved $28,088 to Construction contingency
	2a	Brownfield EPA Grant			0	162,994		190613 - Non bond amount ($177.5K) per actual's received 181015 - Transfer half ($137,868) of the allotted $275,735 to the PAV. 180611 - Transfer from Program Lvl - $275,735
	3	WSST on Construction,CO's,Contingency 8.7% Increassed to 8.8% April 1st, 2017 Increased to 8.9% April 1st, 2019	358,025	(257,021)	101,004	72,573		190613 - WSST reduction $257,021 181015 - Added CO#9 $3,175.13 181015 - Added CO#7 $4,405.98 180831 - Added $5174.84 for CO#8 Added Wifi 180731 - Transfer WSST from MOU $46,103. 180611 - Transfer from Program Lvl - $24,265 for WSST
		Sub-total Construction	4,861,967	166,695	5,028,662	888,679	3,242,899	
	4	Other Owner Construction Expenses	46,169	6,624	52,793	0	72,731	190613 - Transfer in $6,624 from OMR for Avista Cost 180906 - Added Cost for Avista relocation - $11,168.54 from OMR Tree Removal -45k, MOU Watermain Upgrade from 10" to 18" -310k, Moved Bud for Arch Exc & Monitor to Program Level, Transfer 10k to Pavilion.
		Subtotal ALL Construction	4,908,135	173,319	5,081,454	888,679	3,315,630	
2.0 PROJECT DESIGN - (56522)	5	BERGER Thru 2A	0		0			Moved to Program Level
	6	BERGER 2B (30% Design)	71,251		71,251		411,304	Add One-Sixth of Amend No. 8 CUP Support $13,918/6 = $2,319.66, Deduct of $6,249 to match contract. Deduct of W Hav ACWP.
	7	A/E Fee - Basic Services	169,960		169,960			
	8	A/E Fee - Additional Services	45,000		45,000			180131 - Berger Amendment 15 Extended CA's Add $20k from OMR Add 25k Public Outreach & Coordination, Right of Way Scope Mallon/Howard - 15k?
	9	Bond Reclassification	0		0		91,077	
		Subtotal Design	286,211	0	286,211	0	502,380	
3.0 CONSTRUCTION SERVICES + F F & E - (56520)	10	PM/CM Services (Internal/External)	0		0		88,498	
	11	Site/Field Survey Topo Map	0		0			Moved $6,250 to OMR
	12	Geotechnical Services	16,505		16,505		75,360	
	13	Environmental/Labwork	5,000		5,000			
	14	Wildlife Biologist	0		0			
	15	Hazmat Consultant (Building)	0		0			
	16	Traffic Engineer	0		0			
	17	Permitting Assistance	0		0			
	18	Value Engineering/Constructability Review	0		0			
	19	Commissioning	0		0			
	20	NREC Owner Inspection Fee	0		0			
	21	Inspection/Testing	20,000		20,000		11,611	
	22	Legal Fees	0		0			
	23	Other Consultants	0		0		2,894	See Program Level Owner Cost
	24	FF&E + Technology + WSST @8.8%	68,415		68,415	16,352	15,972	180919 - Drinking Fountains - (10,393.59 + 914.63 WSST = $11,308.22) 180919 - Bike Racks ($4,304.64 + 378.81 WSST) 180919 - Benches ($10,220 + 899.36 WSST) 180808 - Transfer $54,473.98 ($50,068+$4,405.98 WSST) to Construction Contingency for GARCO CO#7 IPE benches
	25	Way Finding and Interpretative Signage	125,000	(125,000)	0	995		190613 - Transfer $125,000 to Construction Contingency 181015 - Transfer From OMR $74,150 to Wayfinding & Signage 180215 - Foundation Funds for PROM Gateway, Non-Bond Installation Budget Only - 51k - (Incldes Canada Is.) Transferred 9.15k of overall Design Cost to Program Lvl. (Berger 52k, DH - 20.3k)
	26	Bond Reclassification					11,119	
		Subtotal Project Services, FF&E	262,031	(125,000)	137,031	17,347	205,454	
4.0 OTHER CAPITALIZED COSTS - (56504)	27	Artwork	0		0			
	28	Advertisements+Printing+Temp Signage	2,500		2,500		3,546	180215 - Abadan from 2016 $719.99 & Abadan from 2017 BOUND VOL 1, 2, 3 - $1698.26 Temp Signage - See Program Level; Public Outreach Costs
	29	L&I Electrical Review	0		0			
	30	Plan Review+Permits	18,090		18,090			150514 - Actual Permit Cost ($10,032.60/2) & ($15,344.00/2) split between N. Prom & W. Hav
	31	Health District Review	0		0			
	32	Certification of Storm Drainage	0		0			
	33	Moving /Temporary Facilities	0		0			
	34	Builder's Risk Insurance	0		0			
	35	Travel Meals Mtg Expenses	0		0			
	36	RFP Predesign Studies	0		0			Moved to Program Lvl, See Predesign Cost Tab
	37	OMR Contingency	47,738	(6,624)	41,114		0	190613 - Transfer $6,624 to Other Constr Cost for Avdista Cost
	38	Bond Reclassification					14,833	
		Subtotal Other Development Fees	68,328	(6,624)	61,704	0	18,380	
5.0 BOND FEE	39	Bond Service Fees	0		0		39	See Program Level Owner Cost
		Subtotal Bond Services	0	0	0	0	39	
			5,524,705	41,695	5,566,400	906,026	4,041,883	

CITY OF SPOKANE PARKS & RECREATION

Hill International

RFP - WEST HAVERMALE

49574 - Budget Estimate

Update: 06/13/19

Actual Costs Thru: 3/31/19

		PROJECT BUDGET ITEMS	Nov 18 Budget	Budget Transfer	Current Budget	Non-Bond Funding	Cost to Date	NOTES
1.0 PROJECT CONSTRUCTION - (56202, 56301,56501)	1a	Grounds - W. Havermale	$632,412		$632,412			180618 - Moved $150k to 1h - CO to Restore HSBS laydown - Sister Cities
	1b	Theme Stream Bridge Replacement & Restoration	$250,000		$250,000			Moved from HSBS Budget. BE 7/13/16 (Inclds 30k for USACE Restoration)
	1c	CO - Restore HSBS Laydown Area to Parklike setting	$150,000	$36,448	$186,448	$78,053		190613 - transfer $36,448 from const. cont. for SC grounds. 190613 - allignment of non bond Sisters City construction costs 180514 - Sister Cites MOU - (150k Parks, moved from 1a - Grounds W. Hav & 82k SCAS)
	1d	Avista funding for Avista grass/pave				$15,286		190613 - Avista funding for Avista grass/pave
	1e	Avista funding for crane pad per Berry park board budget shift action SS.				$31,057		190613 - Avista funding for crane pad
	1	Construction	$1,032,412	$36,448	$1,068,860	$124,396	$0	
	2	Design Contingency + Escalation	$0		$0			Deduct 60k Design Contingency
	3	Construction Contingency	$186,042	-$36,448	$149,594	$0		190613 - allignment of non bond Sisters City construction costs 180611 - Transfer from FF&E to Constr Contingency - $146,250 ($134,420.96 & $11,829.04 WSST) 180514 - Sister Cities MOU Contingency (15k) Bud Transfer to Prom - ($96,104.40)
	4	Environmental / Rock Contingency	$65,713		$65,713			Moved 100k to RR ($91,911.77 + WSST of $8,088.23 = 100k) for Construction Contingency and FF&E & Remaining to Program Lvl Environmental Rock
	5	WSST on Construction,CO's,Contingency 8.7% ,Increased to 8.8% April 1st, 2017, to 8.9% April 1st, 2019.	$113,007	$1,284	$114,291	$11,071		190613 - Sales tx adjust 8.8 to 8.9, 190419 WSST change $1284 sister city work. 190613 - allignment of non bond Sisters City construction costs 180514 - Sisters Cities MOU WSST ($14.5K & $6.3k SCAS) Sales Tax Adj. 8.7 to 8.8% = Increase of Remaining Construction at $3,335,762 x .01% or $3,335.76 from OMR, Budget Transfer to Prom = ($184,281.19)
		Sub-total Construction	$1,397,173	$1,284	$1,398,458	$135,467	$0	
	6	Other Owner Construction Expenses	$35,000		$35,000	$0		
	7	Bond Reclassification						
		Sub-total ALL Construction	$1,432,173	$1,284	$1,433,458	$135,467	$0	
2.0 PROJECT DESIGN - (56522)	8	BERGER Thru 2A			$0			Moved to Program Level
	9	Berger 2B (30% Design - Central Prom)	$117,115		$117,115		$435	
	10	Interior Design			$0			Added Category
	11	A/E Fee - Basic Services	$247,929	-$9,451	$238,478	$82,540		190613 - add 9451 to PM/CM for addl. CM services 190613 - grounds design encumbered 153260 plus 82540 for playground design.
	12	A/E Fee - Additional Services	$36,255	$0	$36,255	$5,000		190613 - add amend 1&2 for land expressions/sister city design work ($2.6K and $2.4K) non bond. 181015 - Design of Sisters Cities - Funded Tier 1 HSBS Reimbursement $11,255 from program OMR 180611 - Move 16k to OMR Design fee funded outside Bond 180215 - Design for Sisters Garden Restoration - 16k from OMR Add 25k Public Outreach & Coordination
	13	A/E Fee - Reimbursable Expenses			$0			
	14	Other Design (CR's - CSA/Envelope, Exhibit)			$0			
	15	Bond Reclassification			$0			
		Sub-total Design	$401,299	-$9,451	$391,848	$87,540	$435	
3.0 CONSTRUCTION SERVICES + F F & E - (56520)	1	PM/CM Services (Internal/External)	$0	$9,451	$9,451			190613 - Hill amendment 7 add 9451 for sister city CM. 190613 - allignment of non bond Sisters City construction costs 180514 - Sister Cities MOU PM/CM Svcs for Garden Restoration (16k & 7.2K SCAS) See Program Level Owner Cost
		Subtotal Project Services, FF&E	$239,650	$9,451	$249,101	$0	$0	
4.0 OTHER CAPITALIZED COSTS - (56604)	1	Artwork	$500,000	-$50,000	$450,000		$0	190613 - $50K of M. Yoon budget and ACWP moved to Program level
	2	Advertisements+Printing+Temp Signage	$5,000		$5,000		$207	
	3	L&I Electrical Review	$1,250		$1,250			
	4	Plan Review+Permits	$58,165		$58,165		$11,161	
	5	OMR Contingency	$20,835	($1,284)	$19,551			190613 - transfer $1284 to WSST.
	6	Bond Reclassification	$0		$0			
			$589,750	-$51,284	$538,466	$0	$11,368	
		Sub-total Bond Services					$0	
			$2,662,873	-$50,000	$2,612,873	$223,007	$11,803	

CITY OF SPOKANE PARKS & RECREATION

Hill International

RFP - US PAVILION

49575 - Budget Estimate

Update: 06/13/19

Actual Costs Thru: 3/31/19

		PROJECT BUDGET ITEMS	Nov 18 Budget Baseline	Budget Transfer	Current Budget	Non-Bond Funding	Cost to Date	NOTES
1.0 PROJECT CONSTRUCTION - (56202, 56301, 56501)	1	Pavilion Design & Construction	16,500,000		16,500,000		9,998,204	$16,500,00 + CO 2, 3, 4 = $16,647,884 $16,500,000 + $1,275,623 (CO 2-9 + $342,866)= $17,775,623
	1a	GMP Adjustment - VE Items	342,866	(342,866)	0			190613 Transfer $342,866 to Const. contingency. 181015 - GMP Adjustment VE Items
	1b	CO#2 - Additional Validation Phase effort	21,915		21,915			
	1c	CO#3 - Davis Bacon Wages	31,238		31,238			
	1d	CO#4 - Power Cell Tower, Pav Floor Concrete, Acoustical Consultant	94,731		94,731			
	1e	CO#5 - Add Storage, Re-stripe & Sign Post St.	91,603		91,603			180725 - Transfer from Construction Contingency to cover CO#5
	1f	CO#7 - Credit to Delete Concrete Band from Central Plaza	(8,196)		(8,196)			180808 - CO#7 Add final design 4 more utility poles $2750, Add removable Spotlights for Elevated Experience, Delete Concrete band Central Plaza.
	1g	CO#9 - RFP#7 Permit Review Change Requests	701,466		701,466			181015 - CO#9 Added IT Scope, Sky room and Balcony doors, Transfer from Construction Contingency
	1h	CO#10 - Cable Net Lightning protection		57,438	57,438			190613 CO#10 - Cable Net Lightning protection
	1i	CO#11 - RFP#11 Prom GMP adjustment		220,965	220,965			190613 CO#11 - RFP#11 Prom GMP adjustment
	1j	CO#11 - RFP#11 PAV adjustments		112,602	112,602			190613 - GMP adjustment & Oak allee
	1k	CO#12 - add kitchen/floor change/wall illumination/Elev. Pads/VWC.		483,445	483,445			190613 CO#12 - add kitchen/floor change/wall illumination/Elev. Pads/VWC.
	1l	CO#13 - Widen door, RI Gate, Delete tree wells, Move WiScape.		53,067	53,067			190613 CO#13 - Widen door, RI Gate, Delete tree wells, Move WiScape.
	1m	CO#14 - Added design per review comments		53,400	53,400			190613 CO#14 - Added design per review comments
	1n	CO#15 - Added stage power		67,888	67,888			190613 CO#15 - Added stage power
		Construction	17,775,623	705,939	18,481,562		9,998,204	
	1	Design Contingency + Escalation	0		0			
	2	Construction Contingency (6.6%)	190,701	479,178	669,879			190613 - Transfer in $342,866 from Constr Transfer out CO 10, 12-15 to Constr $827,840 Transfer in from interior design $49,375 Transfer in from $28,060 (excluding WSST) from FFE Transfer in $230K for stage power from OMR Transfer in $50K from OMR
	3	Environmental / Rock Contingency (3.6%)	606,717	(606,717)	0			190613 - Moved to construction contingency Moved 100k to Program Lvl Environmental Rock ($91,911.77 + WSST of $8,088.23 = 100k)
	3a	Brownfield EPA Grant			0	163,189		190613 - Adjusted non bond amount ($177K) 181015 - Transfer half ($137,868) of the alloted $275,735 to the PAV from PROM
	4	WSST on Construction,CO's,Contingency 8.7% (Increassed to 8.8% April 1st, 2017) (Increassed to 8.9% April 1stt, 2019)	1,634,428	70,051	1,704,478	14,361		190613 - Increase WSST from 8.8 to 8.9% ($65,601) 180731 - Increase in WSST due to Event Rm Stoage Rm ($8,088.24) 180515 - Increase in WSST due to the added Skyroom Improvements ($24,264.71) Decrease in ST due to Construction, Increase due to Design/Build A/E Fee, Moved Associated ST from Design Contingency to OMR $29,580. Sales Tax Adjustment from 8.7 to 8.8% = Increase of Remaining Construction at $15,940,129 x .01% or $15,940.13 from OMR, Deduct WSST for Rotary Fountain Bond Funding. Added $129,411.76 from Additional Bond Interest, & $36,397.06 from Program Lvl
	4a	Sub-total Construction	20,207,469	648,451	20,855,919	177,550	9,998,204	
	5	Other Owner Construction Expenses	65,000	14,496	79,496		230,686	190613 From OMR for Avista $14,496
	6	Bond Reclassification					113,471	
		Subtotal ALL Construction	20,272,469	662,947	20,935,415	177,550	10,342,361	
2.0 PROJECT DESIGN - (56522)	7	BERGER Thru 2A	0		0			Moved to Program Level
	8	Berger 2B	12,900		12,900		100,399	2.8
	9	Interior Design	75,000	(53,769)	21,231			190613 - Transfer ($49,325 + 4,394 = $53,789) to const. contingency for wall coverings
	10	A/E Pavilion - Basic Services	0		0			
	11	A/E Pavilion - Additional Services	0		0			
	12	A/E Pavilion - Reimbursable Expenses	0		0			
	13	Other Design (CR's - CSA/Envelope, Exhibit)	0		0			
	14	Bond Reclassification	0		0		(95,108)	
		Subtotal Design	87,900	(53,769)	34,131	0	5,291	
3.0 CONSTRUCTION SERVICES + F F & E - (56520)	15	PM/CM Services (Internal/External)	314,000	193,836	507,836		268,995	190613 - Transfer in from Program OMR for Hill Amendment 6: $161,978 and Amendment 7: $31,858 from OMR
	16	Site/Field Survey Topo Map	0		0			
	17	Geotechnical Services	84,805		84,805		99,627	
	18	Environmental/Labwork	95,000		95,000		11,000	Fulcrum
	19	Wildlife Biologist	0		0			
	20	Hazmat Consultant	0		0			
	21	Traffic Engineer	0		0			
	22	Permitting Assistance	0		0			Moved 115k budget to Program Lvl
	23	Value Engineering/Constructability Review	0		0			
	24	Commissioning	0		0			
	25	NREC Owner Inspection Fee	5,000		5,000		1,000	Energy con.
	26	Inspection/Testing	75,000		75,000		17,487	Strata
	27	Legal Fees	30,000		30,000		9,295	R. Thaxton
	28	Other Consultants	0		0		11,068	International Professional Services
	29	FF&E + Technology + WSST @8.8%	688,750	(30,557)	658,193			190613 - Transferred $28,060 + $2,497 to constr contingency/WSST 180731 - Moved 100k for Construction of the Event Stage Storage Room 180530 - Event Stage, House Sound, Event Support Systems From HSBS City Public Works Allocation - 350k
	30	Way Finding and Interpretative Signage	0		0			181015 - Transfer $75k to PROM OMR 180703 - Transfer $75k to Looff Way Finding and Interpretative Signage
	31	Bond Reclassification			0		4,094	
		Subtotal Project Services, FF&E	1,292,555	163,279	1,455,834		422,565	
4.0 OTHER CAPITALIZED COSTS - (56504)	32	Artwork	0		0			180530 - Move Artwork Budget to physical location of placement.
	33	Advertisements+Printing+Temp Signage	2,500		2,500		179	
	34	L&I Electrical Review	1,250		1,250			
	35	Plan Review+Permits	120,226		120,226		13,270	
	36	Health District Review	3,000		3,000		195	
	37	Certification of Storm Drainage	3,000		3,000			
	38	Moving /Temporary Facilities	0		0			Transferred 60k to Wayfinding & $2228 to OMR
	39	Builder's Risk Insurance	0		0			
	40	Travel Meals Mtg Expenses	0		0			
	41	RFP Predesign Studies	0		0			Moved to Program Lvl, See Predesign Cost Tab
	42	OMR Contingency	453,946	(389,514)	64,432		6,596	190613 - Partially transferred to WSST (8.9% recalculation) $31,858 +$6,891 - $14,496 for Avista to other construction exp. Transfer $230,000 to Construction Contingency Transfer $50K to construction contingency
	43	Bond Reclassification			0			
		Subtotal Other Development Fees	583,921	(389,514)	194,408	0	20,240	
5.0 BOND	44	Bond Service Fees	0		0		82	See Program Level Owner Cost
		Subtotal Bond Services	0				82	
			22,236,845	382,943	22,619,788	177,550	10,790,539	

CITY OF SPOKANE PARKS & RECREATION

Hill International

RFP - snz mene/

49576 - Budget Estimate

Update: 6/13/19

Actual Costs Thru: 3/31/19

		PROJECT BUDGET ITEMS	Nov-18 Budget Baseline	Budget Transfer	Current Baseline	Non-Bond Funding	Cost to Date	NOTES
1.0 PROJECT CONSTRUCTION-(56202,56301,56501)	1	Construction	0		0	-	-	
	2	Design Contingency / Escalation	0		0			
	3	Construction Contingency	0		0			
	4	Environmental / Rock Contingency	0		0			
	5	WSST on Construction,CO's,Contingency 8.7% (Increassed to 8.8% 4-1-17, to 8.9% 4-1-19)	0		0			
		Sub-total Construction	0		0			
	6	Other Owner Construction Expenses	0		0			Added Category, Moved Bud for Arch Exc & Monitor to Program Level
	6	Bond Reclassification						
		Subtotal ALL Construction	0	0	0	0	0	
2.0 PROJECT DESIGN - (56522)	7	BERGER Thru 2A	0		0			Moved to Program Level
	8	BERGER 2B	0		0			180209 - Transferred Budget to Program Lvl (Berger from 2015)
	9	Interior Design	0		0			Added Category
	10	A/E Fee - Basic Services	0		0			
	11	A/E Fee - Additional Services	0		0			
	12	A/E Reimbursable Expenses	0		0			
	13	Other Design (CR's - CSA/Envelope, Exhibit)	0		0			
	14	Bond Reclassification	0		0			
		Subtotal Design	0	0	0	0	0	
3.0 CONSTRUCTION SERVICES + F F & E - (56520)	14	PM/CM Services (Internal/External)	0		0			See Program Level Owner Cost
	15	Site/Field Survey Topo Map	0		0			Additional work done Post Berger (See item 7 & 8 above)
	16	Geotechnical Services	1,741		1,741		1,741	Transfer from HSBS (Budget to Cover Actuals)
	17	Environmental/Labwork	0		0			
	18	Wildlife Biologist	0		0			See Line 39
	19	Hazmat Consultant	0		0			See Line 39
	20	Traffic Engineer	0		0			See Line 39
	21	Permitting Assistance	0		0			See item 8 above.
	22	Value Engineering/Constructability Review	0		0			
	23	Commissioning	0		0			
	24	NREC Owner Inspection Fee	0		0			
	25	Inspection/Testing	0		0			
	26	Legal Fees	0		0			See Program Level Owner Cost
	27	Other Consultants	0		0			
	28	FF&E + Technology + WSST @8.8%	0		0			
	29	Way Finding and Interpretative Signage	0		0			Included w_N Prom Wayfinding Budget
	30	Bond Reclassification	0		0			
		Subtotal Project Services, FF&E	1,741	0	1,741	0	1,741	
4.0 OTHER CAPITALIZED COSTS - (56504)	30	Artwork	0		0			See Program Level Owner Cost
	31	Advertisements+Printing+Temp Signage	0		0			Temp Signage - See Program Level; Public Outreach Costs
	32	L&I Electrical Review	0		0			
	33	Plan Review+Permits	0		0			
	34	Health District Review	0		0			
	35	Certification of Storm Drainage	0		0			
	36	Moving /Temporary Facilities	0		0			
	37	Builder's Risk Insurance	0		0			
	38	Travel Meals Mtg Expenses	0		0			
	39	RFP Predesign Studies	0		0			180209 - Moved remaining Budget / Cost to Program Level (2015)
	40	OMR Contingency	0		0			
	41	Bond Reclassification	0		0			
		Subtotal Other Development Fees	0		0	-	-	
		Subtotal Bond Services	0		0	-	-	
			1,741		1,741	-	1,741	Total Project Budget & (w / Non-Bond Funds) = $1,741

CITY OF SPOKANE PARKS & RECREATION

Hill International

RFP - NORTH BANK

49577 - Budget Estimate

Update: 6/13/19

Actual Costs Thru: 3/31/19

		PROJECT BUDGET ITEMS	Nov-18 Budget Baseline	Budget Transfer	Current Budget Baseline	Non-Bond Funding	Cost to Date	Estimate to Complete (Bond + Non Bond Funding)	Estimate at Completion (Bond + Non Bond Funding)	Variance to Baseline Budget (Bond + Non Bond Funding)	NOTES
1.0 PROJECT CONSTRUCTION - (56202, 56301, 565001)	1a	Estimated Construction Cost - Grounds	1,749,090		1,749,090						181015 Transferred to Construction Contingency, PM/CM, FF&E, Wayfinding, OMR 180622 Transferred $117,479 to the PROM for Butterfly Restoration ($107,977.02 & $9,501.98 WSST)
	1b	Regional Playground	1,548,162	(486,848)	1,061,314	459,137					190613 - separate tower purchase for clarity (see 1ld below). 180514 - HSBS Reimbursement from City Public Works allocation $300k for Connection Enhancements to Sportsplex
	1c	Building & Site demo	45,000		45,000						
	1d	RestRoom Facility	300,000		300,000						
	1e	Skate Park			0	-					180808 - Skate Park 250k ($230k Construction + $20k WSST)
	1f	Skate Park addl. Budget				262,073					190613 - Amendment 2 addtion $285,397
	1g	N.Bank Parking Improvements	1,447,610		1,447,610						180622 - HSBS Reimbursement from City Public Works allocation $1.75 mil - less 10% for Constr Contingency & WSST
	1h	M&O Facility	820,800		820,800						180711 - Added 900k for Construction of M&O Facility, $820.8k Construction & $79.2k in WSST
	1i	M&O Facility addl. Funds. From HSBS.		823,458	823,458						190613 - additional budget $896,746 park board, WSST tax = $73,288
	1j	Intersection work			0	109,275					190613 - adjusted budget to $119,000 for WA St & N. River Drive intersection work
	1k	Regional Playground Tower proc.		486,848	486,848						190613 - Separate tower from line 1c per park board.
	1l										
	1m	Sub-total Construction	5,910,662	823,458	6,734,120	830,484	0	7,564,604	7,564,604	0	
	1n	Garco CO#5 - Infrastructure for Electrical N.Bank	45,000	(45,000)	0						190613 Correction - Transfer to PROM 180725 - Transfer from Construction Contingency CO#5
	1o	Garco CO#7 - Upsize Electrical Panel for Future Use	17,660	(17,660)	0						190613 Correction - Transfer to PROM 180808 - Transfer from Construction Contingency CO#7
	1p	Sub-total Construction	5,973,322	760,798	6,734,120	830,484	0	7,564,604	7,564,604	0	
	1	Design Contingency	50,000	(50,000)	0						190613 - transferred 50K to design amendment 3 181015 - Transferred $7100 into Design Contingency to match Revised Budget Transferred $47,250 to AE Basic Services, Added back 3% Design Contingency for Regional Playground Scope
	2	Construction Contingency	499,618	10,317	509,935						190613 -
	3	Environmental / Rock Contingency	45,000		45,000						
	3a	NB Soil Remediation - Additional Funds	0		0	167,039					Fund 1950 - Park Cumulative Reserve Fund, Moved to Non-Bond Fund, Approved to Reduce this by $74,263.84 down to $167,038.83, spent $56,007, remaininig $111,032
	3b	NB Soil Remediation - Remove funds				(111,032)					190613 - eliminate non bond from budget
	3c	Brownfield EPA Grant			0	137,741					180611 - Transfer from Program Lvl ($137,868 & $12,132 WSST)
	4	WSST on Construction,CO's,Contingency 8.7% (Increassed to 8.8% April 1st, 2017, 8.9% Feb 19)	585,755	62,971	648,726	91,157					190613 - adjusted WSST to 8.9%
	5	Sub-total Construction	7,153,695	784,086	7,937,781	1,115,389	0	9,053,170	9,053,170	0	
	6	Other Owner Construction Expenses	45,000		45,000		2,285				Tree Removal -45k, Moved Bud for Arch Exc & Monitor to Program Level
	7	Bond reclassification									
	8	Sub-total ALL Construction	7,198,695	784,086	7,982,781	1,115,389	2,285	9,053,170	9,053,170	45,000	
2.0 PROJECT DESIGN - (56522)	1	BERGER THRU 2A	0		0						Moved to Program Level
	2	BERGER 2B	167,320		167,320		118,014				
	3	Interior Design	0		0						Added Category
	4	A/E Fee - Basic Services	627,600		627,600		178,430				181015 - Transfer $141k to cover BWA Basic Services Added $99,239.25 to cover 12% Design Fee on both Grounds and Regional Playground scope.
	5	A/E Fee - Additional Services (Amendment one)	60,000		60,000						181015 - Transfer 1k from OMR to for Add Services for Amendment 1 180711 - Additional Eval & Design of M&O Facility - (Up to $150k & Tracked as an Add Alternate) M&O Study / Skate Park Amend
	6	A/E Fee - Additional Services (Amendment two)	30,800		30,800						181015 - BWA Amend 2 - $30,800, M&O Study by NAC under Berger - $23,523.08 & 1k to get to BWA total Contract value, transfer from OMR
	7	A/E Fee - Additional Services (Amendment three)		89,500	89,500						190613 - Transferred $39.5K from OMR contingency, moved 50K from 1.2 design cont.
	8	A/E Fee - Additional Services	23,523		23,523						181015 - M&O Study by NAC under Berger - $23,523.08 (Check to see if this was already included in Berger 2B budget, if so this $ can go back to OMR
	9	A/E Reimbursable Expenses	0		0						
	10	Other Design (CR's - CSA/Envelope, Exhibit)	0		0						
	11	Bond reclassification			0						
	12	Sub-total Design	909,243	89,500	998,743	-	296,443	702,299	998,743	0	
3.0 CONSTRUCTION SERVICES + F F & E - (56520)	1	PM/CM Services (Internal/External)	125,000	(65,000)	60,000		18,781				190613 - Remove 65K from budget per Hill amd. 6a to program level 181015 - Transfer from Construction to PM/CM match Revised Budget 180209 - Transfer from Program Lvl Hill Fee to Cover Amend 5
	2	Site/Field Survey Topo Map	0		0						Moved $12.5k to OMR
	3	Geotechnical Services	75,000		75,000		14,808				190613 - Change order 20184 $23,010 for Habitat mgmt plan amendment #4. impact contained within 75K budget. -Verify
	4	Environmental/Labwork	50,000		50,000						
	5	Wildlife Biologist	2,500		2,500						
	6	Hazmat Consultant	2,500		2,500						
	7	Traffic Engineer	4,100		4,100						
	8	Permitting Assistance	0		0						Moved 50k budget to Program Lvl
	9	Value Engineering/Constructability Review	0		0						
	10	Commissioning	0		0						
	11	NREC Owner Inspection Fee	0		0						
	12	Inspection/Testing	19,013		19,013						
	13	Legal Fees	0		0						
	14	Other Consultants	2,000		2,000						
	15	FF&E + Technology + WSST @8.8%	50,000		50,000						181015 - Transfer from Construction to FF&E to match Revised Budget
	16	Way Finding and Interpretative Signage	100,000		100,000						181015 - Transfer from Construction to Wayfinding to match Rev Budget
	17	Bond reclassification									
	18	Sub-total Project Services, FF&E	430,113	(65,000)	365,113	-	33,589	331,524	365,113	0	
4.0 OTHER CAPITALIZED COSTS - (56504)	1	Artwork	0		0						
	2	Advertisements+Printing+Temp Signage	5,000		5,000		523				
	3	L&I Electrical Review	0		0						
	4	Plan Review+Permits	38,025		38,025		109				
	5	Health District Review	2,000		2,000						
	6	Certification of Storm Drainage	2,500		2,500						
	7	Moving /Temporary Facilities	0		0						
	8	Builder's Risk Insurance	0		0						
	9	Travel Meals Mtg Expenses	0		0						
	10	RFP Predesign Studies	0		0						
	11	OMR Contingency	100,000	(39,500)	60,500		0				190613 - Transfer to Design (Amendment three 39.5) 181015 - Added $78,284 to match Revised Budget 181015 - BWA Amend 2 - $30,800, M&O Study by NAC under Berger - $23,523.08 & 1k to get to BWA total Contract value, transfer from OMR 180530 - Transfer to RR Stantec Amend 10 $33,700
	12	Bond reclassification					0				
	14	Sub-total Other Development Fees	147,525	(39,500)	108,025	0	632	107,393	108,025	0	
5.0 BOND FEES - (56592)	1	Bond Service Fees	0		0					0	See Program Level Owner Cost
	2	Sub-total Bond Services	0	0	0	-	-	-	-	-	
			8,685,576	769,086	9,454,662	1,115,389	332,949	10,194,387	10,525,051	45,000	

CITY OF SPOKANE PARKS & RECREATION

Hill International

RFP - SOUTH BANK EAST

Update: 6/13/19

49578 - Budget Estimate

Actual Costs Thru: 3/31/19

		PROJECT BUDGET ITEMS	Nov-18 Budget Baseline	Budget Transfer	Current Budget	Non-Bond Funding	Cost to Date	NOTES
1.0 PROJECT CONSTRUCTION - (56202,56301,56501)	1a	- Southwest Bank	0		0			
	1b	Pedestrian Areas	90,000		90,000		90,260	180215 - Deduct $10,880 for Other Owner Construction Costs Asphalt Walkway est 74k, Irrigation & Equipment Rentals est 12k
	1	Construction	90,000	0	90,000	0	90,260	
	2	Design Contingency	0		0			
	3	Construction Contingency (5% of Constr)	0		0			
	4	Environmental / Rock Contingency (5% of Constr)	0		0			
	5	WSST on Construction,CO's,Contingency 8.7% (Increassed to 8.8% April 1st, 2017)	7,920		7,920			Added ST for Pedestrian Areas, WSST Adjustment from 8.7 to 8.8% = Increase of Remaining Construction at $100,000 x .01% or $100 from OMR
		Sub-total Construction	97,920	0	97,920	0	90,260	
	6	Other Owner Construction Expenses	10,880		10,880		15,024	
	7	Bond reclassification					1,194	
		Subtotal ALL Construction	108,800	0	108,800	0	106,478	
2.0 PROJECT DESIGN - (56522)	7	BERGER THROUGH 2A	0		0			Moved to Program Level
	8	BERGER 2B	34,000		34,000		49,802	Add One-Sixth of Amend No. 8 CUP Support $13,918/6 = $2,319.66
	9	Interior Design	0		0			Added Category
	10	A/E Fee - Basic Services	15,802		15,802			Transfer $167 from HSBS OMR (Berger Budget to Match Actuals)
	11	A/E Fee - Additional Services	0		0			
	12	A/E Reimbursable Expenses	0		0			
	13	Other Design (CR's - CSA/Envelope, Exhibit)	0		0			
	14	Bond reclassification	0		0			
		Subtotal Design	49,802	0	49,802	0	49,802	
3.0 CONSTRUCTION SERVICES + F F & E - (56520)	14	PM/CM Services (Internal/External)	0		0			See Program Level Owner Cost
	15	Site/Field Survey Topo Map	0		0			Additional work done Post Berger (See item 7 & 8 above)
	16	Geotechnical Services	0		0			
	17	Environmental/Labwork	0		0			
	18	Wildlife Biologist	0		0			See Line 39
	19	Hazmat Consultant	0		0			See Line 39
	20	Traffic Engineer	0		0			See Line 39
	21	Permitting Assistance	0		0			See item 7 above.
	22	Value Engineering/Constructability Review	0		0			
	23	Commissioning	0		0			
	24	NREC Owner Inspection Fee	0		0			
	25	Inspection/Testing	0		0			
	26	Legal Fees	0		0			See Program Level Owner Cost
	27	Other Consultants	0		0			
	28	FF&E + Technology + WSST @8.8%	0		0			
	29	Way Finding and Interpretative Signage	0		0			Design & Installation - Estimate 0k
	30	Bond Reclassification	0		0			Design & Installation - Estimate 0k
		Subtotal Project Services, FF&E	0	0	0	0	0	
4.0 OTHER CAPITALIZED COSTS - (56504)	30	Artwork	0		0			See Program Level Owner Cost
	31	Advertisements+Printing+Temp Signage	567		567		567.18	180215 - Abadan Repro from 2016 & 2017
	32	L&I Electrical Review	0		0			
	33	Plan Review+Permits	1,194		1,194			Actual Cost = $1194.4, Transfer from Program Lvl OMR
	34	Health District Review	0		0			
	35	Certification of Storm Drainage	0		0			
	36	Moving /Temporary Facilities	0		0			
	37	Builder's Risk Insurance	0		0			
	38	Travel Meals Mtg Expenses	0		0			
	39	RFP Predesign Studies	0		0			
	40	OMR Contingency	0		0			
	41	Bond Reclassification	0		0			
		Subtotal Other Development Fees	1,762	0	1,762	0	567	
5.0 BOND FEES	42	Bond Service Fees	0		0			See Program Level Owner Cost
		Subtotal Bond Services	0	0	0	0	0	
			160,364	0	160,364	0	156,847	Total Project Budget & (w / Non-Bond Funds) = $160,364

CITY OF SPOKANE PARKS & RECREATION

Hill International

RFP - PROGRAM LEVEL OWNER COSTS

Update: 06/13/19

49579 - Budget Estimate

Actual Costs Thru:3/31/19

		PROJECT BUDGET ITEMS	Nov-18 Budget Baseline	Budget Transfer	Current Budget	Non-Bond Funding	Cost to Date	NOTES
1.0 PROJECT CONSTRUCTION - (56202, 56301,56501)	1	Environmental / Rock Contingency	$200,000		$200,000			
	2	EPA GRANTS for Brownfield Remediation			$0			
	3	Sub-total Environmental/Rock	$200,000		$200,000	$0	$0	
	4	Archeological Excavation & Monitoring	$310,528		$310,528		$81,403	spokane tribes and ft walla walla
	5	Sub-total Arch Excavation & Monitoring	310,528		310,528		$81,403	
	6	Other Owner Construction Expenses	$81,097		$81,097	$0	$30,963	Transfer Budget from HSBS - $55k, Transfer budget form W. Hav - $10k
	7	Tree Removal & Maintenance	$65,000		$65,000		$14,866	Bartlett
	8	Other Owner Construction Expenses	$16,097		$16,097		$16,097	
	9	Bond Reclassification						
	10	Sub-total Other Owner Construction Expenses	$81,097	$0	$81,097	$0	$61,925	
	11	Sub-total Construction	$591,625	$0	$591,625	$0	$143,328	
2.0 PROJECT DESIGN - (56522)	1	BERGER Thru 2A	$873,993		$873,993		$391,445	Moved Budget from Project Level
	2	BERGER 2B	$10,072		$10,072			180209 - Moved budget from Project Level (2015)
	3	Interior Design	$0		$0	$24,982		190426 Berger costs - Grant support
	4	A/E Fee - Basic Services	$189,030		$189,030		$0	
	5	A/E Fee - Additional Services	$39,693		$39,693		$0	
	6	A/E Reimbursable Expenses	$19,274		$19,274		$0	
	7	Other Design (CR's - CSA/Envelope, Exhibit)	$0		$0			
	8	Bond Reclassification	$0		$0		$698,782	2016 bond reclass
		Sub-total Design	$1,132,062		$1,132,062	$24,982	$1,090,227	
3.0 CONSTRUCTION SERVICES + F F & E - (56320)	1	Project Management - Internal	$1,503,013		$1,503,013		$882,487	180924 - Actual Cost Validated
	2	Parks Support			$0			
	3	Parks Planning & Development Mgr	$60,738	($60,738)	($0)			190613 - Transfer $60,738 to Program OMR
	4	Program Management Office	$186,600		$186,600			2015 Salaries
	5	Program Manager	$548,845	($50,000)	$498,845			190613 - Transfer $50,000 to Program OMR
	6	Program Coordinator	$299,162	($50,000)	$249,162			190613 - Transfer $50,000 to Program OMR
	7	Construction Manager	$0		$0			Transferred to Looff $138,500 & $211,500 Pavilion Project Lvl
	8	Construction Admin Support	$0		$0			2017 thru 2020 Salaries, transfer to Pavilion Construction, position not filled
	9	Compliance Auditor	$407,668	($50,000)	$357,668			190613 - Transfer $50,000 to Program OMR
	10	Project Management - External	$908,257		$908,257			
	11	PM/CM support - Heery	$22,478		$22,478		$22,479	2015 Salaries
	12	PM/CM support - Hill Intl	$511,590	($163,397)	$348,193		$277,139	190613 - Hill Amendment 6 $161,978 to PAV, $1,419 to Looff, 180209 - Transferred Budget to N. Bank, Looff & HSBS to cover Hill Amendment 5 - CM
	13	PM/CM support - Harvey Morrison	$0		$0			2016 thru 2020 Salaries, 65k Budget Moved to Rec Rink CM
	14	Misc Support - M. Purdy, etc.	$11,689		$11,689		$11,689	2016 thru 2020 Salaries, $2,435.00 under Non-Contract Cost (2015)
	15	Cultural/Tribal Support Resouces - Anderson Consulting	$77,500		$77,500		$32,197	2016 thru 2020 Salaries, Current Contract $94,547.00, Deduct 35k for Pavilion Construction
	16	Permitting Coordinator (budget distributed out to the projects) - CH2M	$270,000	$26,950	$296,950		$222,839	190613 - move 26950 from OMR to CH2M.
	17	Designer/Engineer (on-call) - Paul Harrington	$15,000		$15,000		$14,700	2016 thru 2020 Salaries, Deduct 45k for Pavilion Construction.
	18				$0			
	19	Public Art Oversight (Spokane Arts)	$26,500		$26,500		$5,000	spokane arts fund
	20				$0			
	21	Additional Support Services			$0			
	22	Public Outreach and Marketing	$87,101		$87,101		$54,099	
	23	Grant Writing	$0		$0			
	24	Northstar Enterprises	$68,000		$68,000		$66,170	
	25				$0			
	26	Legal Fees	$0		$0			
	27	Other Consultants	$311,355		$311,355		$563,194	USACE / Habitat Mgt Plan - CH2M Amend #6 - $72,883.00 Amend #8 - $10,852.00 GeoEngineers - Habitat Management Implementation - $216,814.5 GeoEngineers - Wtr Mgt Plan - $10,805 + Parkwide Assessment
	28	Bond Reclassification			$0			
		Sub-total Project Services, FF&E	$2,976,526	($347,185)	$2,629,341		$2,151,992	
4.0 OTHER CAPITALIZED COSTS - (56504)	1	Artwork	$150,000	$50,000	$200,000	$16,914	$50,000	190613 - Transfer 50K budget and actual cost from W. Hav 180213 - Fnd Fund Art in the Park $13,644 50k Artist Design & 450k for Constr & Install - Hav. Is., Transferred 150k back from Rotary Fountain - Looff in lieu of Increased Bond Interest.
	2	Advertisements+Printing+Temp Signage	$3,788		$3,788		$18,214	180515 - Transfer from OMR to cover Feb-Apr18 Repro costs $151.91
	3	L&I Electrical Review	$0		$0			
	4	Plan Review+Permits	$7,199		$7,199		$7,066	180515 - Transfer from OMR to cover Permit costs (Feb-Apr18) $2,314.50 180215 - Actual Program Lvl Coded Permit Costs 2015-2017
	5	RFP - Pre-Design Studies	$298,175		$298,175		$274,541	180215 - Added remaining 2015 soft costs applicable to Pre-Design 180209 - Moved remaining Budget from Project Lvl
	6	Bond Reclassification						
		Sub-total Other Development Fees	$459,162	$50,000	$509,162	$16,914	$349,821	
5.0 BOND FEES	1	Bond Service Fees	$426,770		$426,770		$426,770	180924 - Actual Cost Validated.
		Sub-total Bond Services	$426,770		$426,770		$426,770	
6.0 CONTINGENCY	1	OMR Program Contingency	$967,966		$967,966			180711 - Tier 2 Project transfer 900k to M&O Facility Construction NB
	2	Tier 2 projects - To Be identified (Bosch Lot Improvements, West Gateway Enhancements, Blue Bridge Enhancements)	$2,434,108		$2,434,108			Tier 2 - Projects to be identified (Bosch Lot Improvements, West Gateway Enhancements, Blue Bridge Enhancements) to OMR as part of the HSBS Reimbursement from City Public Works allocation
	3	M&O Facility	($900,000)		($900,000)			Tier 2 Project - Construction of M&O Facility
	4	Tier 1 - Tour Train	$250,000		$250,000			Tier 1 - Tour Train - OMR as part of the HSBS Reimbursement from City Public Works allocation
	5	Tier 1 - Park Fund	$465,000		$465,000			Tier 1 - Park Fund added to OMR as part of the HSBS Reimbursement from City Public Works allocation
	6	Transfer to Looff for Rotary Fountain Reimbursement - Construction	($350,000)		($350,000)			181015 - Reimbursement for Rotary Fountain $321,691.08 - $28,308.82 WSST (Looff)
	7	Transfer to Looff for Rotary Fountain Reimbursement - Design	($74,981)		($74,981)			181015 - Reimbursement for Rotary Fountain Berger Design (Looff)
	8	Sisters Cites Garden - Design	($11,255)		($11,255)			181015 - Reimbursement for Sisters Cities Design (W.HAV)
	9	Communications Cable - RR	($7,856)		($7,856)			181015 - Reimbursement for Rec Rink Comm Cable (RR)
	10	Skate Storage Racks - Ice Builders Supply	($19,584)		($19,584)			181015 - Reimbursement for Rec Rink Skate Rack (RR)
	11	Blue Bridge repairs	($419,679)		($419,679)			Transferred Budget to the PROM Project for this scope. ($419K - No WSST for this)
	12	Rec Rink for Fire Pit Mods	($9,224)		($9,224)			Marsh small works Contract for Fire Pit Mods ($8,478.00 + WSST $746.06 = $9,224.06)
	13	Fish Engraving - Looff	($12,616)		($12,616)			Transfer the Delta for Fish Engraving Contract to Industrial Creative Creations.
	14	Wayfinding & Interpretive Signage - Looff	($87,680)		($87,680)			181015 - Estimates for Looff Signage are coming in very high, attempting to VE panels and Support structures.
	15	CO#9 - Blue Bridge	($20,049)		($20,049)			Anything related to the Blue Bridge will come from the Tier 1 HSBS Reimbursement
	16	Hill amendment 6(a) from NB		$64,388	$64,388			190613 - Move budget from NB to PM/CM
	17	Addl. M&O facility budget NB		($896,746)	($896,746)			190613 - Move $896,746 to NB Addl. M&O facility budget.
	18	HSBS closeout delta 4-10-19 budget meeting		$74,618	$74,618			190613 - Move remaining budget from HSBS to PM Cont.
	19	CH2M Hill ammend 1		($26,950)	($26,950)			190530 - Transfer to CH2M
	20	Rec rink closeout remaining budget to Progam level		$6,591	$6,591			190613 - Move Rec Rink remaining budget to Program level $6591
	21	correction to M&O budget 900K to 1M		$612	$612			190613 - Move budget from NB to PM/CM
		Transfer from Programa Management Office (PMO)		$210,738	$210,738			190613 - Transfer $210,738 from PMO to Program OMR
		Transfer to PROM construction contingency		($200,000)	($200,000)			190613 - Transfer $200,000 from Program OMR to PROM constr contingency
		Non Journalized Entries					($361,174)	190410 - Bridge Reimbursement posted
		Sub-total Contingencies	$967,966	($766,749)	$201,217		($361,174)	
			$6,554,110	($1,063,934)	$5,490,176	$41,896	$3,800,964	

Return to agenda

Riverfront Park Committee Agenda Action Item Fact

Meeting date: June 10, 2019

Presented by: Berry Ellison

Action Item (Language shall match the language on the agenda.):

Garco Change Order #16 for Pavilion & Promenade $311,363.00 (plus tax)

Action Item Description:

Pavilion: $306,736 (plus tax) for value added improvements and unforeseen conditions.
Promenade: $4,627 (plus tax) to move a transformer and dust prevention (tackifier).

RFP Bond Budget Impact (Describe as budgeted or non-budgeted.):

$306,736 (plus tax) budgeted within Pavilion Contingency.
$4,627 (plus tax) Budgeted within Promenade Contingency.

Non RFP Bond Budget Impact (i.e., Park Fund or Cumulative Reserve):

$1,780 (plus tax) for added security lockers
$3,568 (plus tax) for light blade music interface

Executive Team Recommendation:

The Executive Team recommends RFP Committee approval.

Urgency for Approval (describe impact if not approved):

Delay in progress payment to Contractor.

Options for Not Approving:

Delay to future Park Board Meeting.

Design-Build Change Order Form

For Use with DBIA Document No. 525, *Standard Form of Agreement Between Owner and Design-Builder – Lump Sum* (2010 Edition) and DBIA Document No. 530, *Standard Form of Agreement Between Owner and Design-Builder – Cost Plus Fee with an Option for A Guaranteed Maximum Price* (2010 Edition)

Change Order Number: **16**	Change Order Effective Date: **6/17/19** (date when executed by both parties)
Project: **PAVILION DESIGN-BUILD PROJECT**	Design-Builder's Project No: 172100
	Date of Agreement: **APRIL 13, 2017**
Owner: **CITY OF SPOKANE - PARKS & RECREATION DIVISION**	Design-Builder: **GARCO CONSTRUCTION, INC.**

	AREA	DESCRIPTION OF CHANGE	AMOUNT
Item 1	PAV	**Rough In for Concession Monitors**	**$ 2.594**
Item 2	PAV	**Partial Payment for Unforeseen Conditions/Rock through 3/1/19**	**$ 209,091**
Item 3	PAV	**Add /Change Lockers**	**$ 1,780**
Item 4	PAV	**Add Light Blade Music Interface**	**$ 3,568**
Item 5	PAV	**Detailing for Gathering Terrace Railing**	**$ 2,128**
Item 6	PAV	**Added Protection for Promenade to finish Pavilion Work**	**$ 13,359**
Item 7	PAV	**2nd Partial Payment for CCD#1 Added Stage Power**	**$ 74,216**
Item 8	PROM	**Split Cost to Move North Bank Transformer**	**$ 2,750**
Item 9	PROM	**Split Cost to add Tackifier under Butterfly and North Lot**	**$ 1,877**
		TOTAL AMOUNT	**$ 311,363**

© 2001 Design-Build Institute of America

Original Contract Price:	$	**14,500,000**
Net Change by Previous Change Orders:	**$**	**5,260,939**
Net Change by GMP Amendment:	$	**4,150,000**
Net Change by Change Order No 16 :	$	**311,363**
New Contract Price:	**$**	**24,222,302**

Original Contract Substantial Completion Date:		**May 30, 2019**
Adjustments by Previous Change Orders:	**64**	(calendar days)
Adjustments by Change Order No 16 :	**0**	(calendar days)
Revised Scheduled Substantial Completion Date for Site Only		**August 2, 2019**

By executing this Change Order, Owner and Design-Builder agree to modify the Agreement's Scope of Work, Contract Price and Contract Time as stated above. Upon execution, this Change Order becomes a Contract Document issued in accordance with DBIA Document No. 535, *Standard Form of General Conditions of Contract Between Owner and Design-Builder*, (2010 Edition).

OWNER:		**DESIGN-BUILDER:**	
By:		By:	
Printed Name:		Printed Name:	
Title:		Title:	
Date:		Date:	

© 2001 Design-Build Institute of America

Riverfront Park Pavilion

ITEM #1

Misc. Owner Additions -
Add Display Monitors Above Concessions
(Rough In Only)
(Not Including Design Cost)

Garco Construction, Inc.

Phase	Description	Quan.	Unit	UNIT PRICES Labor	Material	Equip.	Garco Sub.	TOTALS Labor	Material	Equip.	Garco Sub.	TOTAL
	Power City Electric Cost	1.0	LS				2,440	-	-	-	2,440	2,440
				SUB-TOTALS				-	-	-	2,440	2,440
ADD-ONS:				OH&P: on Garco (as subcontractor) self-performed work.				15.00% (of Labor, Material & Equip.)				-
				OH&P: on Garco (as subcontractor) subcontracted work				4.00% (of Subcontract)				98
											SUB-TOTAL	2,538
				Insurance				1.00% (of Subtotal)				25
				Bond Premium				0.75% (of Subtotal)				19
											SUB-TOTAL	2,582
				B & O Tax				0.47% (of Subtotal)				12
				TOTAL - POTENTIAL CHANGE ORDER								**$ 2,594**

SPECIFIC EXCLUSIONS:

1. WSST, Monitors, **This does not include a design fee. The design fee will be added at a later date**

3327 E. Olive, Spokane WA 99202
(509) 535-8500, Ext 1016

fax (509) 535-8598

DATE 4-Oct-18

JOB Added display monitor power above concession window

PROJECT Riverfront Park Pavilion

	DESCRIPTION	AMT.		MTRL.	LABOR	MTRL. EXT.	LBR. EXT.	EXTENSION
				$ -	$0.00	$0.00	$0.00	$0.00
	Estimation	1		$ 467.31	$1,529.50	$467.31	$1,529.50	$1,996.81
				$ -	$0.00	$0.00	$0.00	$0.00
				$ -	$0.00	$0.00	$0.00	$0.00
				$ -	$0.00	$0.00	$0.00	$0.00
				$ -	$0.00	$0.00	$0.00	$0.00
				$ -	$0.00	$0.00	$0.00	$0.00
				$ -	$0.00	$0.00	$0.00	$0.00
				$ -	$0.00	$0.00	$0.00	$0.00
				$ -	$0.00	$0.00	$0.00	$0.00
				$ -	$0.00	$0.00	$0.00	$0.00
				$ -	$0.00	$0.00	$0.00	$0.00
				$ -	$0.00	$0.00	$0.00	$0.00
				$ -	$0.00	$0.00	$0.00	$0.00
				$ -	$0.00	$0.00	$0.00	$0.00
				$ -	$0.00	$0.00	$0.00	$0.00
				$ -	$0.00	$0.00	$0.00	$0.00
				$ -	$0.00	$0.00	$0.00	$0.00
				$ -	$0.00	$0.00	$0.00	$0.00
				$ -	$0.00	$0.00	$0.00	$0.00
				$ -	$0.00	$0.00	$0.00	$0.00
				$ -	$0.00	$0.00	$0.00	$0.00
				$ -	$0.00	$0.00	$0.00	$0.00
				$ -	$0.00	$0.00	$0.00	$0.00
				$ -	$0.00	$0.00	$0.00	$0.00
				$ -	$0.00	$0.00	$0.00	$0.00
				$ -	$0.00	$0.00	$0.00	$0.00
				$ -	$0.00	$0.00	$0.00	$0.00
				$ -	$0.00	$0.00	$0.00	$0.00
				$ -	$0.00	$0.00	$0.00	$0.00
		SUBTOTAL			$0.00	$467.31	$1,529.50	$1,996.81
								25.0

DIRECT JOB EXPENSES		
Truck/Trailer	All Terrain cart	Lifts
$41.02	$13.20	
Forlift/Fuel	Sm tools/Consum	PERMIT
$37.02	$75.71	$8.64
HOUSE KEEPING	Safety	Large Tools
$15.30	$15.30	$15.13

MATERIAL TOTAL	$467.31
LABOR TOTAL	$1,529.50
JOB EXPENSE	$221.31
SUBTOTAL	$2,218.12
OH & P	$221.81
TOTAL	$2,439.93

DESCRIPTION OF WORK; Add display monitors above the concessions windows

JOB #2014: ID	RFP Pavillion1
JOB NAME	RIVERFRONT PARK-PAVILION
EST. #12: ID	RFP PAVILION
ESTIMATE	RFP ADMIN 100% OWNER DR
PRINTED	10/4/2018 10:26:52 AM
DATA SET #1:	Comm Indust UPC_EST_NECA ...
NOTES	

take off
Power City Electric, Inc
3327 E. Olive Ave.
Spokane, WA 99202
509.535.8500
FAX: 509.535.8598
sgilbertz@powercityelectric.com

Item				Material	Labor
Size	**Item Desc**	**Qty**	**UOM**	**Mat Ext**	**Lbr Ext**
Installation Codes : Installation Codes 003: 90-5 - 5.Add display monitors above the concessions windows (see electrical list for a					
1"	PARALLEL BEAM CLAMP	15.00	EACH	237.19	4.5000
1"	BONDING BUSHINGS-INS	2.00	EACH	10.39	1.0000
1"	EMT 90 ELBOW	2.00	EACH	8.78	0.5000
2G	430 SS BLANK PLATE	2.00	EACH	6.16	0.2400
3/4"	EMT 90 ELBOW	2.00	EACH	5.55	0.4400
4-11/16 SQ BOX	2-1/8D 1/2 & 3/4 KO	2.00	EACH	3.42	0.9000
20A	DX REC HUBBELL CR20I	2.00	EACH	2.94	0.6000
1"	EMT	120.00	FEET	138.00	6.6000
	CADDY MSF SNAP ON	4.00	EACH	3.65	0.2000
4 SQ BOX	2-1/8D 1/2 & 3/4 KO	2.00	EACH	1.73	0.6000
3/4"	UNISTRUT STRAP	3.00	EACH	2.06	0.0900
3/4"	EMT	20.00	FEET	13.40	1.0000
	#12 GRD PIGTAIL	2.00	EACH	1.10	0.0400
	CADDY FAR SIDE SUPT	4.00	EACH	1.77	0.8000
4 SQ	5/8D 1G PLASTER RING	4.00	EACH	1.76	0.6000
1"	EMT STEEL SS COUP	16.00	EACH	6.68	0.9600
1"	EMT STEEL SS CONN	12.00	EACH	4.91	1.4400
1"	PLASTIC BUSHINGS	2.00	EACH	0.68	0.5000
1G	IVORY PLATE 1 DUPLEX	2.00	EACH	0.57	0.2000
3/4"	EMT STEEL SS COUP	6.00	EACH	1.60	0.3000
3/4"	EMT STEEL SS CONN	4.00	EACH	0.87	0.4000
3/4"	PLASTIC BUSHINGS	2.00	EACH	0.45	0.4000
1/2"	EMT STEEL SS CONN	4.00	EACH	0.53	0.3200
12	THHN STR CU	75.00	FEET	9.54	0.5250
	SCOTCHLOCKS-YELLOW	8.00	EACH	0.78	0.2400
	TRUE TAPE	130.00	FEET	2.80	0.1300
1"	EMT FIELD BENDS	4.00	EACH	0.00	1.0000
Subtotals for Installation Codes : Installation Codes 003: 90-5 - 5.Add display monitors above the concessions windows (see ...				467.31	24.5250
Grand Totals				467.31	24.5250

Hill International

5/30/19

PAV – Rough In for Concession Monitors

Based on the subcontractor pricing - we believe this represents a fair and reasonable cost for this work.

Lorraine Mead

RFP - Pavilion Project

ITEM #2 - Partial Payment

Garco Construction, Inc.

Pavilion Time/Material
Unforseen Conditions/Rock Excavation
Thru 3/1/19

Phase	Description	Quan.	Unit	UNIT PRICES Labor	Material	Equip.	Garco Sub.	TOTALS Labor	Material	Equip.	Garco Sub.	TOTAL
01021-00	Fuel/Oil/Etc.	1.0	MO	-	-	2,256		-	-	2,256	-	2,256
02001-00	Misc. Equipment	1.0	MO	-	-	48,250		-	-	48,250	-	48,250
02001-00	Direct Costs for Unforeseen Conditions	1.0	LS	-	115,060			-	115,060	-	-	115,060
02001-00	Credit for Base Scope - Northwest Bobcat	1.0	LS	-	-	-	(5,770)	-	-	-	(5,770)	(5,770)
02001-00	Credit for Material used for rat slab in Pavilion	84.0	TN	-	(7.50)	-		-	(630)	-	-	(630)
02001-00	Misc. Hauling - ACME/ Busy Bee Disposal	1.0	LS	-	-	7,336		-	-	7,336	-	7,336
02001-00	Unforseen Conditions- Labor (Straight Time)	511.0	MH	54.48	-			27,840	-	-	-	27,840
02017-00	Sick Leave Allocation	511.0	MH	0.875				447	-	-		447
				-				-				-
				SUB-TOTALS				28,287	114,430	57,842	(5,770)	194,789
			ADD-ONS:	OH&P: on Garco (as subcontractor) self-performed work.				5.00% (of Labor, Material & Equip.)				10,028
				OH&P: on Garco (as subcontractor) subcontracted work				0.00% (of Subcontract)				-
											SUB-TOTAL	204,817
				Insurance				1.00% (of Subtotal)				2,048
				Bond Premium				0.75% (of Subtotal)				1,536
											SUB-TOTAL	208,402
				B & O Tax				0.47% (of Subtotal)				979
				TOTAL - POTENTIAL CHANGE ORDER								$ 209,381

SPECIFIC EXCLUSIONS:

WSST, Mid Howard Street Unforeseen conditions

Report	Job:	172100	Job Status:	Active
	Phase:	0200700	Phase Status:	Active, Inactive, Complete

GARCO CONSTRUCTION INC

Job Cost History Report From Inception To 04/19/19

Including P.O. Receipts and Payroll in Progress

UnPosted?

Date	Tran Type	Reference	Description	Additional Information	Hours	Unit of Measure / Quantity	Amount
Job: 172100 US PAVILION/PROMENADE							
Phase: 02007-00 PAVILION EARTHWORK/UTILI Cost Type: E Equipment							
11/30/18	AP	ACMCPA	ACME CONCRETE PAVING INC	Invoice 2018-207 dated 11/21/18 Trucking Labor Nov			3,188.75
12/18/18	AP	STAREN	STAR RENTALS	Invoice 327841D-13 dated 12/ 5/18 Mini Exc 1 mon			2,448.00
12/28/18	AP	ACMCPA	ACME CONCRETE PAVING INC	Invoice 2018-213 dated 12/ 1/18 Dump Truck Nov			4,702.88
12/31/18	AP	ACMCPA	ACME CONCRETE PAVING INC	Invoice 2018-221 dated 12/31/18 Trucking Labor Dec			9,092.50
12/31/18	AP	ACMCPA	ACME CONCRETE PAVING INC	Invoice 2018-224 dated 12/31/18 Dump Truck Dec			3,359.20
12/31/18	AP	STAREN	STAR RENTALS	Invoice 303683H-13 dated 12/26/18 Trench Roller Dec			2,067.20
02/28/19	AP	WSTEQU	WESTERN STATES EQUIPMENT	Invoice IN000897090 dated 2/14/19 Tractor			2,496.96
03/25/19	AP	UNIREN	UNITED RENTALS, INC.	Invoice 166699084-001 dated 3/16/19 pump			982.33
03/31/19	AP	ACMCPA	ACME CONCRETE PAVING INC	Invoice 2019-012 dated 3/ 7/19 Dump Truck			1,523.20
11/30/18	EQ	DTH001	Trackhoe Excavator 225LC	Rate: 0.00			5,280.00
11/30/18	EQ	DTH004	Trackhoe Excavator PC400LC-7	Rate: 0.00			6,049.73
11/30/18	EQ	GAC021	Gas Air Compressor	Rate: 0.00			346.50
12/31/18	EQ	DDT005	Dump Truck, Diesel, 12 yard	Rate: 0.00			1,500.00
12/31/18	EQ	GAC021	Gas Air Compressor	Rate: 0.00			330.75
12/31/18	EQ	GUV001	Utility Vehicle, 4X2	Rate: 0.00			262.24
01/31/19	EQ	DDR006	Trench Roller, Articulated	Rate: 0.00			900.00
01/31/19	EQ	DDT005	Dump Truck, Diesel, 12 yard	Rate: 0.00			1,687.50
01/31/19	EQ	GAC021	Gas Air Compressor	Rate: 0.00			362.25
01/31/19	EQ	GUV001	Utility Vehicle, 4X2	Rate: 0.00			287.21
02/28/19	EQ	DDR006	Trench Roller, Articulated	Rate: 0.00			
02/28/19	EQ	DME002	Mini Excavator	Rate: 0.00			
02/28/19	EQ	DTH001	Trackhoe Excavator 225LC	Rate: 0.00			
01/31/19	JC	Record Use Tax	equipment rentals				1,382.97
Subtotal for Phase: 02007-00 PAVILION EARTHWORK/UTILI Cost Type: E Equipment							48,250.17
Phase: 02007-00 PAVILION EARTHWORK/UTILI Cost Type: M Material							
03/31/19	AP	ACMCPA	ACME CONCRETE PAVING INC	Invoice 2018-227 dated 3/ 1/19			3,590.40
12/31/18	AP	BUSBEE	BUSY BEE LANDFILL	Invoice 9965 dated 12/31/18			2,967.94
11/30/18	AP	ACTMAT	ACTION MATERIALS INC.	Invoice 50609 dated 11/ 9/18		10.92 LS	76.44
11/30/18	AP	ACTMAT	ACTION MATERIALS INC.	Invoice 50701 dated 11/13/18		67.00 LS	701.31
Subtotal for Phase: 02007-00 PAVILION EARTHWORK/UTILI Cost Type: M Material							7,336.09
Phase: 02007-00 PAVILION EARTHWORK/UTILI Cost Type: O Other							
11/30/18	AP	ELJAYX	ELJAY OIL CO. INC.	Invoice 0837168 dated 11/ 9/18			1,014.88

11/30/18	AP ELJAYX	ELJAY OIL CO. INC.	Invoice 0837742 dated 11/16/18	770.77
11/30/18	AP ELJAYX	ELJAY OIL CO. INC.	Invoice 0837817 dated 11/19/18	
11/30/18	AP ELJAYX	ELJAY OIL CO. INC.	Invoice 0838068 dated 11/21/18	
11/30/18	AP ELJAYX	ELJAY OIL CO. INC.	Invoice 0838177 dated 11/26/18	
12/28/18	AP ELJAYX	ELJAY OIL CO. INC.	Invoice 0838372 dated 12/ 1/18	
12/28/18	AP ELJAYX	ELJAY OIL CO. INC.	Invoice 0838842 dated 12/ 5/18	
12/28/18	AP ELJAYX	ELJAY OIL CO. INC.	Invoice 0839057 dated 12/ 7/18	
12/31/18	AP ELJAYX	ELJAY OIL CO. INC.	Invoice 0839369 dated 12/12/18	
12/31/18	AP ELJAYX	ELJAY OIL CO. INC.	Invoice 0839564 dated 12/14/18	
12/31/18	AP ELJAYX	ELJAY OIL CO. INC.	Invoice 0839644 dated 12/17/18	
12/31/18	AP ELJAYX	ELJAY OIL CO. INC.	Invoice 0839859 dated 12/19/18	
01/31/19	AP EVESTA	EVERGREEN STATE TOWING	Invoice 49420 dated 1/16/19	470.67

Subtotal for Phase: 02007-00 PAVILION EARTHWORK/UTILI Cost Type: O Other 2,256.32

Job 172100 Recap **Total for Job: 172100 US PAVILION/PROMENADE**

Report Selections:

Equipment ALL
Equipment type: ALL
Job: 172100
Phase: 0200700

Cost type: E
Status: ALL
Revenue type: Job and Rental
Status type: Active

From transaction date: 11/30/18
To transaction date: 02/28/19
Cost Group : ALL

GARCO CONSTRUCTION INC
Equipment Revenue History Report

Transaction Date	Revenue Type	Rate Type	Usage Hours	Stand-By Hrs / Qty	Rate	Extension	Job / Description	Phase / Description	Cost Type
Equipment: LL165 17 HILTI PR 2-HSA12 ROTATING LASER LEVEL									
12/31/18	Job	Month		0.85	90.00	76.50	172100 US PAVILION/PROMENADE	02007-00 PAVILION EARTHWORK/UTILI	E
01/31/19	Job	Month		1.15	90.00	103.50	172100 US PAVILION/PROMENADE	02007-00 PAVILION EARTHWORK/UTILI	E
Equipment Total:			0.00	2.00		180.00			
Equipment: DBH008 CAT 420F2IT BACKHOE									
01/31/19	Job	Month		0.60	2,400.00	1,440.00	172100 US PAVILION/PROMENADE	02007-00 PAVILION EARTHWORK/UTILI	E
Equipment Total:			0.00	0.60		1,440.00			
Equipment: DDR006 WACKER NEUSON RTSC3 Trench Roller, Articulated									
01/31/19	Job	Day		2.00	138.00	276.00	172100 US PAVILION/PROMENADE	02007-00 PAVILION EARTHWORK/UTILI	E
02/28/19	Job	Month		1.00	1,650.00	1,650.00	172100 US PAVILION/PROMENADE	02007-00 PAVILION EARTHWORK/UTILI	E
Equipment Total:			0.00	3.00		1,926.00			
Equipment: DDT005 99 KENWORTH T80 Dump Truck, Diesel, 12 yard									
12/31/18	Job	Week		1.00	1,500.00	1,500.00	172100 US PAVILION/PROMENADE	02007-00 PAVILION EARTHWORK/UTILI	E
01/31/19	Job	Month		0.50	3,375.00	1,687.50	172100 US PAVILION/PROMENADE	02007-00 PAVILION EARTHWORK/UTILI	E
Equipment Total:			0.00	1.50		3,187.50			
Equipment: DME002 HITACHI Z50U Mini Excavator									
11/30/18	Job	Month		1.10	2,801.25	3,081.38	172100 US PAVILION/PROMENADE	02007-00 PAVILION EARTHWORK/UTILI	E
12/31/18	Job	Month		1.05	2,801.25	2,941.31	172100 US PAVILION/PROMENADE	02007-00 PAVILION EARTHWORK/UTILI	E
01/31/19	Job	Month		1.15	2,801.25	3,221.44	172100 US PAVILION/PROMENADE	02007-00 PAVILION EARTHWORK/UTILI	E
02/28/19	Job	Month		0.75	2,801.25	2,100.94	172100 US PAVILION/PROMENADE	02007-00 PAVILION EARTHWORK/UTILI	E
Equipment Total:			0.00	4.05		11,345.07			
Equipment: DTH001 06 JOHN DEERE 225LC Trackhoe Excavator 225LC									
11/30/18	Job	Month		1.10	4,800.00	5,280.00	172100 US PAVILION/PROMENADE	02007-00 PAVILION EARTHWORK/UTILI	E

GARCO CONSTRUCTION INC
Equipment Revenue History Report

Transaction Date	Revenue Type	Rate Type	Usage Hours	Stand-By Hrs / Qty	Rate	Extension	Job / Description	Phase / Description	Cost Type
12/31/18	Job	Month		1.05	4,800.00	5,040.00	172100 US PAVILION/PROMENADE	02007-00 PAVILION EARTHWORK/UTILI	E
01/31/19	Job	Month		1.15	4,800.00	5,520.00	172100 US PAVILION/PROMENADE	02007-00 PAVILION EARTHWORK/UTILI	E
02/28/19	Job	Month		1.00	4,800.00	4,800.00	172100 US PAVILION/PROMENADE	02007-00 PAVILION EARTHWORK/UTILI	E
Equipment Total:			0.00	4.30		20,640.00			
Equipment: DTH004 05 KOMATSU PC400LC Trackhoe Excavator PC400LC-7									
11/30/18	Job	Month		1.10	5,499.75	6,049.73	172100 US PAVILION/PROMENADE	02007-00 PAVILION EARTHWORK/UTILI	E
12/31/18	Job	Month		1.05	5,499.75	5,774.74	172100 US PAVILION/PROMENADE	02007-00 PAVILION EARTHWORK/UTILI	E
01/31/19	Job	Month		1.15	5,499.75	6,324.71	172100 US PAVILION/PROMENADE	02007-00 PAVILION EARTHWORK/UTILI	E
Equipment Total:			0.00	3.30		18,149.18			
Equipment: GAC021 Gas Air Compressor									
11/30/18	Job	Month		1.10	315.00	346.50	172100 US PAVILION/PROMENADE	02007-00 PAVILION EARTHWORK/UTILI	E
12/31/18	Job	Month		1.05	315.00	330.75	172100 US PAVILION/PROMENADE	02007-00 PAVILION EARTHWORK/UTILI	E
01/31/19	Job	Month		1.15	315.00	362.25	172100 US PAVILION/PROMENADE	02007-00 PAVILION EARTHWORK/UTILI	E
02/28/19	Job	Month		1.00	315.00	315.00	172100 US PAVILION/PROMENADE	02007-00 PAVILION EARTHWORK/UTILI	E
Equipment Total:			0.00	4.30		1,354.50			
Equipment: GUV001 JOHN DEERE GATOR TS 4X2 Utility Vehicle, 4X2									
11/30/18	Job	Month		1.10	249.75	274.73	172100 US PAVILION/PROMENADE	02007-00 PAVILION EARTHWORK/UTILI	E
12/31/18	Job	Month		1.05	249.75	262.24	172100 US PAVILION/PROMENADE	02007-00 PAVILION EARTHWORK/UTILI	E
01/31/19	Job	Month		1.15	249.75	287.21	172100 US PAVILION/PROMENADE	02007-00 PAVILION EARTHWORK/UTILI	E
02/28/19	Job	Month		1.00	249.75	249.75	172100 US PAVILION/PROMENADE	02007-00 PAVILION EARTHWORK/UTILI	E
Equipment Total:			0.00	4.30		1,073.93			
Report Total:			0.00	27.35		59,296.18			

Report Selections:				
	Job:	172100	Job Status:	Active
	Phase:	0200701	Phase Status:	Active, Inactive, Complete
	Cost Type:	ALL	Division:	ALL
	Tran. Type:	AP, EQ, GL, IC, JC, PR, OH	Customer:	ALL
	Vendor:	ALL	Draw Appl. #:	ALL
	Employee:	ALL	A/P Contract Labor Hours?	No
	Inv. Item:	ALL	Master Job?	No
	Cost Group:	ALL		

GARCO CONSTRUCTION INC

Job Cost History Report From Inception To 04/11/19

Including P.O. Receipts and Payroll in Progress

UnPosted?

Unit of Measure

Date	Tran Type	Reference	Description	Additional Information	Hours	Quantity	Amount
Job: 172100 US PAVILION/PROMENADE							
Phase: 02007-01 PAV UNDERGRND UNFORESEEN Cost Type: M Material							
01/31/19	AP	ACTMAT	ACTION MATERIALS INC.	Invoice 51772 dated 1/10/19			73.70
01/31/19	AP	ACTMAT	ACTION MATERIALS INC.	Invoice 51907 dated 1/21/19		45.00 LS	229.95
01/31/19	AP	ACTMAT	ACTION MATERIALS INC.	Invoice 51925 dated 1/22/19		225.00 LS	2,464.74
01/31/19	AP	ACTMAT	ACTION MATERIALS INC.	Invoice 52030 dated 1/30/19		217.00 LS	3,053.99
01/31/19	AP	HDFOWC	H.D. FOWLER COMPANY	Invoice I5053154 dated 1/16/19			22.72
02/28/19	AP	ACTMAT	ACTION MATERIALS INC.	Invoice 52077 dated 2/ 4/19		125.00 LS	2,113.20
02/28/19	AP	ACTMAT	ACTION MATERIALS INC.	Invoice 52133 dated 2/13/19		180.00 LS	2,146.28
02/28/19	AP	ACTMAT	ACTION MATERIALS INC.	Invoice 52210 dated 2/25/19		135.00 LS	1,529.39
02/28/19	AP	HDFOWC	H.D. FOWLER COMPANY	Invoice I5075566 dated 2/27/19			94.74
			Subtotal for Phase: 02007-01 PAV UNDERGRND UNFORESEEN Cost Type: M Material		0.00	927.00	11,728.71
Phase: 02007-01 PAV UNDERGRND UNFORESEEN Cost Type: O Other							
12/31/18	AP	PAPMAT	PAPE' MACHINERY, INC.	Invoice 70164000 dated 12/26/18 470 Exc & Hammer			27,254.40
01/31/19	AP	ACMCPA	ACME CONCRETE PAVING INC	Invoice 2018-228 dated 1/ 1/19 Trucking Hours			4,320.00
01/31/19	AP	ACMCPA	ACME CONCRETE PAVING INC	Invoice 2019-002 dated 1/25/19			4,760.00
01/31/19	AP	ACTMAT	ACTION MATERIALS INC.	Invoice 51924 dated 1/22/19		12.10 LS	145.20
01/31/19	AP	ACTMAT	ACTION MATERIALS INC.	Invoice 51943 dated 1/23/19		140.00 LS	1,127.37
01/31/19	AP	ACTMAT	ACTION MATERIALS INC.	Invoice 51962 dated 1/24/19		66.00 LS	328.05
01/31/19	AP	BUSBEE	BUSY BEE LANDFILL	Invoice 9994 dated 1/31/19			4,309.76
01/31/19	AP	ELJAYX	ELJAY OIL CO. INC.	Invoice 0840843 dated 1/ 7/19			792.59
01/31/19	AP	ELJAYX	ELJAY OIL CO. INC.	Invoice 0841325 dated 1/14/19			1,214.49
01/31/19	AP	ELJAYX	ELJAY OIL CO. INC.	Invoice 0841534 dated 1/16/19			1,435.82
01/31/19	AP	ELJAYX	ELJAY OIL CO. INC.	Invoice 0841534 dated 1/16/19			
01/31/19	AP	ELJAYX	ELJAY OIL CO. INC.	Invoice 0841564 dated 1/16/19			192.68
01/31/19	AP	ELJAYX	ELJAY OIL CO. INC.	Invoice 0841758 dated 1/18/19			177.20
01/31/19	AP	NORBOB	NORTHSIDE BOBCAT SERVICE INC.	Invoice 3736 dated 1/19/19			6,155.00
01/31/19	AP	NORBOB	NORTHSIDE BOBCAT SERVICE INC.	Invoice 3738 dated 1/28/19			13,130.00
01/31/19	AP	PAPMAT	PAPE' MACHINERY, INC.	Invoice 70164001 dated 1/29/19 - 470 Exc & Hammer			26,656.00
02/28/19	AP	ACMCPA	ACME CONCRETE PAVING INC	Invoice 2019-003 dated 2/ 1/19			2,160.00
02/28/19	AP	ACMCPA	ACME CONCRETE PAVING INC	Invoice 2019-011 dated 2/ 1/19			609.28

OK

only part

See credit & invoices

GARCO CONSTRUCTION INC

Job Cost History Report From Inception To 04/11/19

Including P.O. Receipts and Payroll in Progress

UnPosted?	Date	Tran Type	Reference	Description	Additional Information	Hours	Unit of Measure Quantity	Amount
Job: 172100 US PAVILION/PROMENADE								
Phase: 02007-01 PAV UNDERGRND UNFORESEEN Cost Type: O Other								
	02/28/19	AP	BUSBEE	BUSY BEE LANDFILL	Invoice 10017 dated 2/28/19			1,893.96
	02/28/19	AP	ELJAYX	ELJAY OIL CO. INC.	Invoice 0843491 dated 2/13/19			384.27
	02/28/19	AP	GCRTIR	GCR TIRES & SERVICE	Invoice 800-147157 dated 2/ 4/19			155.84
	02/28/19	AP	GOOYEA	GOODYEAR COMMERCIAL TIRE	Invoice 197-1117783 dated 2/ 1/19			2,078.52
	02/28/19	AP	NORBOB	NORTHSIDE BOBCAT SERVICE INC.	Invoice 3755 dated 2/ 4/19			2,475.00
	02/28/19	AP	PAPMAT	PAPE' MACHINERY, INC.	Invoice 11328088 dated 2/ 1/19			3.48
	02/28/19	AP	PAPMAT	PAPE' MACHINERY, INC.	Invoice 11328097 dated 2/ 4/19			186.19
	02/28/19	AP	PAPMAT	PAPE' MACHINERY, INC.	Invoice 70164002 dated 2/13/19			598.40
	02/28/19	AP	VIEDRA	VIETZKE DRAIN & ROOTER, LLC	Invoice 2780 dated 2/ 1/19			356.86
	03/25/19	AP	ACMCPA	ACME CONCRETE PAVING INC	Invoice 2019-013 dated 3/ 7/19			247.52
	03/25/19	AP	ELJAYX	ELJAY OIL CO. INC.	Invoice 0844638 dated 3/ 1/19			827.51
	03/25/19	AP	MODMAC	MODERN MACHINERY INC.	Invoice 2453633 dated 3/ 5/19			1,589.99
Subtotal for Phase: 02007-01 PAV UNDERGRND UNFORESEEN Cost Type: O Other						0.00	218.10	106,464.98
Total for Job: 172100 US PAVILION/PROMENADE						0.00	1,145.10	118,193.69

Job 172100 Recap

Hours Amount	Material	Other	Total
02007-01 PAV UNDERGRND UNFORESEEN	*0.00* 11,728.71	*0.00* 106,464.98	*0.00* 118,193.69
Total	*0.00* 11,728.71	*0.00* 106,464.98	*0.00* 118,193.69

minus

= 115,060

Garco Construction Weekly Productivity

54
~~49~~ Hrs

Job Name: **Pavilion Demolition** **WEEK ENDING 11/24/18**

Job #: 17-21 Start Shift: Date: Date:

Superintendent: Jeremy Sweatt End Shift: PM: PM:

	Pavillion Walls- Terrace Walls		Pavilion Walls- Mast Wall		Plumb/Elec Infill		Admin Walls		Weatherization		Edge Forms		Supervision		Unforeseen		Base Bid Water		Brownfield		Pav Utilities		0		0		0		Totals	Totals
	Reg	OT	Reg	OT	Reg	OT	Reg	OT	Reg	OT	Reg	OT	Reg	OT	Reg	OT	Reg	OT	Reg	OT	Reg	OT	Reg	OT	Reg	OT	Reg	OT	Reg	OT
Ciny Young	0	0	2	0	0	0	0	0	3	0	3	0	0	0	0	0	0	0	0	0	0	0	0	0	0	0	0	0	8	0
Dave O'Neill	0	0	0	0	1	0	11	0	0	0	4	0	0	0	0	0	0	0	0	0	0	0	0	0	0	0	0	0	16	0
David Savitz	6	0	4	0	2	0	5	0	0	0	1	0	2	0	0	0	0	0	0	0	0	0	0	0	0	0	0	0	20	0
Duane Johnson	0	0	4	0	0	0	14	0	4	0	0	0	0	0	0	0	0	0	0	0	0	0	0	0	0	0	0	0	22	0
Edgar Martin	14	0	8	0	0	0	0	0	0	0	0	0	0	0	0	0	0	0	0	0	0	0	0	0	0	0	0	0	22	0
Ernie Ortiz	14	0	8	0	0	0	0	0	0	0	0	0	0	0	0	0	0	0	0	0	0	0	0	0	0	0	0	0	22	0
Gary Veirra	9	0	9	0	3	0	0	0	1	0	0	0	0	0	0	0	0	0	0	0	0	0	0	0	0	0	0	0	22	0
Jarrod Davis	15	0	2	0	0	0	1	0	4	0	0	0	0	0	0	0	0	0	0	0	0	0	0	0	0	0	0	0	22	0
Jason Amour	0	0	0	0	0	0	0	0	0	0	0	0	0	0	0	0	0	0	0	0	0	0	0	0	0	0	0	0	0	0
Joe Morales	0	0	0	0	0	0	0	0	0	0	0	0	0	0	0	0	0	0	0	0	0	0	0	0	0	0	0	0	0	0
Kevin Donges	16	0	6	0	0	0	0	0	0	0	0	0	0	0	0	0	0	0	0	0	0	0	0	0	0	0	0	0	22	0
Lance Claflin	0	0	4	0	3	0	0	0	1	0	0	0	0	0	0	0	0	0	0	0	0	0	0	0	0	0	0	0	8	0
Mitch Barker	14	0	8	0	0	0	0	0	0	0	0	0	0	0	0	0	0	0	0	0	0	0	0	0	0	0	0	0	22	0
Myles Denton	8	0	7	0	0	0	3	0	4	0	0	0	0	0	0	0	0	0	0	0	0	0	0	0	0	0	0	0	22	0
Nick West	0	0	4	0	0	0	14	0	4	0	0	0	0	0	0	0	0	0	0	0	0	0	0	0	0	0	0	0	22	0
Rob Mcleoud	0	0	2	0	0	0	0	0	4	0	0	0	2	0	0	0	0	0	0	0	0	0	0	0	0	0	0	0	8	0
Steve Kelly	0	0	0	0	3	0	11	0	0	0	2	0	0	0	0	0	0	0	0	0	0	0	0	0	0	0	0	0	16	0
Tyler Kimm	6	0	2	0	0	0	0	0	0	0	0	0	0	0	0	0	0	0	0	0	0	0	0	0	0	0	0	0	8	0
Mark Bietz	0	0	0	0	0	0	0	0	0	0	0	0	0	0	16	0	0	0	0	0	0	0	0	0	0	0	0	0	16	0
Dillon Cupp	0	0	0	0	0	0	0	0	0	0	0	0	0	0	3.5	0	0	0	0	0	14	0	0	0	0	0	0	0	17.5	0
Todd Trautman	0	0	0	0	0	0	0	0	0	0	0	0	0	0	0	0	14	0	0	0	0	0	0	0	0	0	0	0	14	0
Robert Jones	0	0	0	0	0	0	0	0	0	0	0	0	0	0	0	0	14	0	0	0	0	0	0	0	0	0	0	0	14	0
Lance Rodenbough	0	0	0	0	0	0	0	0	0	0	0	0	0	0	0	0	6	0	8	0	0	0	0	0	0	0	0	0	14	0
Travis Kinding	0	0	0	0	0	0	0	0	0	0	0	0	0	0	0	0	0	0	6	0	0	0	0	0	0	0	0	0	6	0
0	0	0	0	0	0	0	0	0	0	0	0	0	0	0	0	0	0	0	0	0	0	0	0	0	0	0	0	0	0	0
0	0	0	0	0	0	0	0	0	0	0	0	0	0	0	0	0	0	0	0	0	0	0	0	0	0	0	0	0	0	0
Totals	102	0	70	0	12	0	59	0	25	0	10	0	4	0	19.5	0	34	0	14	0	14	0	0	0	0	0	0	0	363.5	0

	Cost Code	Crew Size	Hours Wrkd	Total Hours	Unit	Total Units	Actual Prod.	Unit	Est. Prod.	Unit	Delta		Comments on Productivity
Pavillion Walls- Terrac	1027			102.0	EA		-	EA/MH		SF/MH	-		
Pavilion Walls- Mast W	2001			70.0	EA		-	SF/MH		CY/MH	-		
Plumb/Elec Infill	2001			12.0	SF		-	CY/MH		SF/MH	-		
Admin Walls	2001			59.0	LF		-	LF/MH		LF/MH	-		
Weatherization	2001			25.0	SF		-	CY/MH		SF/MH	-		
Edge Forms	2001			10.0	SF		-	CY/MH		SF/MH	-		
Supervision	2017				SF		#DIV/0!	CY/MH		SF/MH	#DIV/0!		
Unforeseen	1011			19.5	SF		-	CY/MH		SF/MH	-		
Base Bid Water				34.0			-				-		
Brownfield				14.0			-				-		
Pav Utilities				14.0			-				-		
0				-			#DIV/0!				#DIV/0!		
0				-			#DIV/0!				#DIV/0!		
0				-			#DIV/0!				#DIV/0!		

19 5

Description of Work:

US Pavilion Admin. Locker CO

6/4/2019

ITEM #3

GARCO

Phase	Description	Quan.	Unit	UNIT PRICES Labor	Material	Equip.	Garco Sub.	TOTALS Labor	Material	Equip.	Garco Sub.	TOTAL
	Dupree Building Specialties Locker	1.0	LS				1,674.00	-	-	-	1,674	1,674
			LS					-	-	-	-	
				SUB-TOTALS				-	-	-	1,674	1,674
	ADD-ONS:			OH&P: on Garco (as subcontractor) self-performed work.				15.00% (of Labor, Material & Equip.)				-
				OH&P: on Garco (as subcontractor) subcontracted work				4.00% (of Subcontract)				67
											SUB-TOTAL	1,741
				Insurance				1.00% (of Subtotal)				17
				Bond Premium				0.75% (of Subtotal)				13
											SUB-TOTAL	1,771
				B & O Tax				0.47% (of Subtotal)				8
				TOTAL - CHANGE ORDER REQUEST								**$ 1,780**

SPECIFIC EXCLUSIONS:

1. WSST

DUPREE BUILDING SPECIALTIES

1035 E. Cataldo
Spokane, WA 99202
PH: (509) 484-2000
FX: (509) 484-8400
DU-PR-EB-S156MA
www.dupreebldg.com

PROPOSAL

TO: Rob Decker
ATTN: Garco Construction

DATE: April 30, 2019
RE: Riverfront Park US Pavilion
105113 Metal Lockers

We propose to furnish the following material on the subject project:

105113 METAL LOCKERS
Description: Delete (6) 24"W x 24"D x 76" and add (8) 18"W x 24"D x 76"H Patriot Turnout Lockers with Security Boxes
. . . . . **Additional $1,674.00 Installed**

All materials are quoted FOB factory, full freight allowed to jobsite unless otherwise noted. Bids based on single shipment. Extra freight charges and storage fees will be added for multiple shipments. It is not the responsibility of DuPree Building Specialties to file freight claims on material only sales. Bid does not included pollution liability insurance. No sales tax is included in our prices. This quotation will remain valid for thirty (30) days only. Please call to verify price after that date. Registered and required to collect sales tax in Washington, Idaho, and California. The customer is responsible for paying sales tax directly for all other states.

TERMS: Established Accounts: Net 30 days with 1 1/2% interest charged after 30 days on unpaid balances.
New Accounts: Fifty percent (50%) deposit at time of order being placed with balance due prior to delivery/installation. Your signature on this letter authorizes us to begin credit information inquiries.

Proposal Accepted _____ Date _____ DuPree Building Specialties _____

RJ Moon Project Manager

Hill International

5/30/19

PAV – Change & Add Lockers.

Based on the subcontractor pricing - we believe this represents a fair and reasonable cost for this work.

Lorraine Mead

RFI-49
Light Blade Music Interface

ITEM #4

5/22/2019

Phase	Description	Quan.	Unit	UNIT PRICES Labor	Material	Equip.	Garco Sub.	TOTALS Labor	Material	Equip.	Garco Sub.	TOTAL
16001-01	Power City Electric - Furnish and install music interface component for light blades mounted in Room 208A.		LS				3,356.00	-	-	-	3,356	3,356
				SUB-TOTALS				-	-	-	3,356	3,356
	ADD-ONS:			OH&P: on Garco (as subcontractor) self-performed work.				15.00% (of Labor, Material & Equip.)				-
				OH&P: on Garco (as subcontractor) subcontracted work				4.00% (of Subcontract)				134
											SUB-TOTAL	3,490
				Insurance				1.00% (of Subtotal)				35
				Bond Premium				0.75% (of Subtotal)				26
											SUB-TOTAL	3,551
				B & O Tax				0.47% (of Subtotal)				16
				TOTAL - CHANGE ORDER REQUEST								**$ 3,568**

SPECIFIC EXCLUSIONS:

1. WSST

E. 3327 OLIVE
SPOKANE, WA 99202
PHONE: (509) 535-8500
FAX: (509) 535-4665

Proposal

PROPOSAL SUBMITTED TO **Garco Construction**	**DATE** **5/22/19**
STREET **4114 E Broadway**	**JOB NAME** **MOD-69 Blade Music Interface**
CITY, STATE, AND ZIP CODE **Spokane WA 99202**	**JOB LOCATION** **507 N Howard St Spokane, WA 99201**
ATTN: **Rob Decker**	**PHONE:** **509-535-4688**

Rob,
Thank you for the opportunity to provide pricing for the above mentioned project. Our proposal is detailed as follows.

General Inclusions

- **Qty(1) Music Interface compontent mounted in room 208A**
  - The audio component required for this is the Unison Mosaic Audio/Timecode Module (aka "RIO-A"). This device allows live or pre-programmed integration, but not both at the same time. If they wanted to play live and pre-programmed music across the blades at the same time (not sure they would) then they would need 2 devices. From the factory description: *The Mosaic RIO Audio (MRIO-A) module brings audio input, linear timecode (SMTPE and others), and MIDI timecode (input and output) to the Mosaic system. MRIO-A modules can co-exist on a network as part of a distributed system: four supported for audio input; six supported for linear timecode and MIDI.*
- Includes Cat 6 cable back to MDF room.

General Exclusions

- Tax.
- Removal or patching of Concrete, Asphalt, drywall or other finishes needed to complete install.
- Overtime.
- Bond.
- Engineering Fee's
- Anything not specifically included above in this proposal.

Price $3,356.00

Thank you for the opportunity,

Steve Gilbertz
509-481-0465
PM/Estimator

3327 E. Olive, Spokane WA 99202
(509) 535-8500, Ext 1016

fax (509) 535-8598

DATE	22-May-19 MOD62-reworking of lights on bowl and adding qty(3)
JOB	Z15A
PROJECT	Riverfront Park Pavilion

	DESCRIPTION	AMT.		MTRL.	LABOR	MTRL. EXT.	LBR. EXT.	EXTENSION
				$ -	$0.00	$0.00	$0.00	$0.00
	Estimation	1		$ 82.27	$1,216.00	$82.27	$1,216.00	$1,298.27
	Powercom	1		$ 523.00	$0.00	$523.00	$0.00	$523.00
	Music Interface	1		$ 947.26	$0.00	$947.26	$0.00	$947.26
				$ -	$0.00	$0.00	$0.00	$0.00
				$ -	$0.00	$0.00	$0.00	$0.00
				$ -	$0.00	$0.00	$0.00	$0.00
				$ -	$0.00	$0.00	$0.00	$0.00
				$ -	$0.00	$0.00	$0.00	$0.00
				$ -	$0.00	$0.00	$0.00	$0.00
				$ -	$0.00	$0.00	$0.00	$0.00
				$ -	$0.00	$0.00	$0.00	$0.00
				$ -	$0.00	$0.00	$0.00	$0.00
				$ -	$0.00	$0.00	$0.00	$0.00
				$ -	$0.00	$0.00	$0.00	$0.00
				$ -	$0.00	$0.00	$0.00	$0.00
				$ -	$0.00	$0.00	$0.00	$0.00
				$ -	$0.00	$0.00	$0.00	$0.00
				$ -	$0.00	$0.00	$0.00	$0.00
				$ -	$0.00	$0.00	$0.00	$0.00
				$ -	$0.00	$0.00	$0.00	$0.00
				$ -	$0.00	$0.00	$0.00	$0.00
				$ -	$0.00	$0.00	$0.00	$0.00
				$ -	$0.00	$0.00	$0.00	$0.00
				$ -	$0.00	$0.00	$0.00	$0.00
				$ -	$0.00	$0.00	$0.00	$0.00
				$ -	$0.00	$0.00	$0.00	$0.00
		SUBTOTAL			$0.00	$1,552.53	$1,216.00	$2,768.53
								19.0

DIRECT JOB EXPENSES		
Truck/Trailer	**All Terrain cart**	**Lift**
$60.80	$10.03	
Scissor Lift	**Sm tools/Consum**	**PERMIT**
	$54.72	
HOUSE KEEPING	**Safety**	**Large Tools**
$12.16	$12.16	

MATERIAL TOTAL	$1,552.53
LABOR TOTAL	$1,216.00
JOB EXPENSE	$149.87
SUBTOTAL	$2,918.40
OH & P	$437.76
TOTAL	$3,356.17

DESCRIPTION OF WORK;

CHANGE ORDER #06

Date: 5/22/19

To: Power City Electric
Spokane, WA

Job Name: Pavilion
P.O. Number:
PC Job Number: 420820

SCOPE OF CHANGE: RFI PAV 49

Add 1 each Cat 6 plenum cable. All pathway except j-hooks to be furnished by Power City Electric.

TOTAL ADDITION $523.00

ACCEPTED BY:

Signature Date

Print Name/Title Department

Tel: (509) 435-4707

PowerCom, Inc.
4000 East Boone Suite 101
Spokane, WA 99202

Fax: (509) 435-4708

CHANGE ORDER PROPOSAL (COP)

JOB NAME **Power City Electric-Pavilion**

COP # | **Date** 5/22/2019
RFI # | **PowerCom JOB #** 420820
PowerCom COP #

PROPOSAL DESCRIPTION: RFI PAV 49

LABOR COST		$	296
MATERIAL COST		$	148
EQUIPMENT COST		**$**	**-**
SUBTOTAL		$	443
PERMIT		$	-
SUB TOTAL		$	443
OVERHEAD	12%	$	53
PROFIT	6%	$	27
SUB TOTAL		$	523
SUB CONTRACTORS QUOTE		$	-
OVERHEAD/PROFIT	4%	$	-
SUB TOTAL		$	-
B & O TAX	0.0000%	$	-
	SELLING PRICE	**$**	**523**

NOTE 1) Proposal valid for accceptance within 30 days.
2) Costs associated with the impact of multiple changes have not been included in this proposal. Those costs will be submitted separately once their magnitude has been determined.

POWERCOM CHANGE ORDER COST PROPOSAL

Description: Added Cable

	PAV 49	**DATE**	**05/22/19**
FA #	**0**	**PowerCom JOB #**	**420820**
RFI #	**0**	**PowerCom COP #**	

DIRECT LABOR COSTS

Technician labor (per attached)		***4***	Hours @	$	45.18		201
Safety	2.0% labor hours	**0**	Hours @	$	45.18		4
Direct Supervision	15.0% labor hours	**1**	Hours @	$	38.21		26
Field Engr		**0**	Hours @	$	36.83		0
Cad Operator		**0**	Hours @	$	22.50		0
Estimator		**1**	Hours @	$	65.00		65
Clerical		**0**	Hours @	$	22.25		0
Shift & Overtime premium							0
			Total Direct Labor Cost			**$**	**296**

Material Costs (per attached)

Material (per attached)			*$*	*127*
Storage	0.0% of material			0
Consumables	2.0% of craft labor			6
Small Tools	5.0% of craft labor			15
		Total Material Cost	**$**	**148**

Equipment	***Cost (per attached)***	*$*	-
		$	-
	Total Equipment Cost	**$**	**-**

Total Sub Quotes	0

Top Sheet

Job Name Power City Electric-Pavilion

Scope of Work: RFI Pav 49

Description	Qty	Price	Per	Ext	Labor	Per	Ext
Cat6 Plenum	225	$ 0.50	E	$ 112.50	0.014	E	3.15
Cat 6 Jacks	1	$ 6.10	E	$ 6.10	0.3	E	0.30
Faceplates	1	$ 8.35	E	$ 8.35	0.1	E	0.10
Copper Testing	1		E	$ -	0.5	E	0.50
Patch Panel Termination	1		E	$ -	0.2	E	0.20
Copper Labeling	1	$ -	E	$ -	0.2	E	0.20
	0	$ -	E	$ -	0	E	-
	0	$ -	E	$ -	0	E	-
	0	$ -	E	$ -	0	E	-
		$ -	E	$ -		E	-
		$ -	E	$ -		E	-
			E	$ -		E	-
			E	$ -		E	-
			E	$ -		E	-
			E	$ -		E	-
			E	$ -		E	-
			E	$ -		E	-
			E	$ -		E	-
			E	$ -		E	-
			E	$ -		E	-
			E	$ -		E	-
Document Review and Generation			E	$ -		E	-
				$ -			0
				$ 126.95			4.45
						Labor Rate	$ 45.18
						Total Labor Cost	$ 201.03
						Total Material Cost	$ 126.95

2025 E. TRENT AVE.
PH# 509-456-7501
SPOKANE WA 99202

Quotation

UNLESS THERE ARE DIFFERENT OR ADDITIONAL TERMS AND CONDITIONS CONTAINED IN A MASTER AGREEMENT THAT MODIFY WESCO'S STANDARD TERMS, BUYER AGREES THAT THIS QUOTE AND ANY RESULTING PURCHASE ORDER WILL BE GOVERNED BY WESCO'S TERMS AND CONDITIONS AVAILABLE AT HTTP://WWW.WESCO.COM/TERMS_AND_CONDITIONS_OF_SALE.PDF, WHICH TERMS ARE INCORPORATED HEREIN BY REFERENCE AND MADE PART HEREOF. PLEASE CONTACT THE SELLER IDENTIFIED ON THIS QUOTE IF YOU REQUIRE A PRINTED COPY.

To: WESCO DISTRIBUTION
RIVERFRONT PARK PAVILLION
2025 E TRENT AVE
SPOKANE WA 99202

Date: 04/17/19

Branch: 6103

Project Number: QUOTE

Project Name US PAVILION

Quoted To:

Date of Your Inquiry: 04/17/19

When ordering please refer to Quotation Number: 273542

Item	Quantity	Catalog Number and Description	Unit Price	U/M	Total Price	Rate of Cash Discount	Shipping Time (Weeks)	Customer Delivery Date
10	1	MISC***ETC 7180A1344 RIO-A	947.260	E	947.26	0.00		04/26/19
		SUB-TOTAL			947.26			
		TOTAL			947.26			

F.O.B. Point of Shipment. The prices stated in this offer shall, unless renewed, automatically expire fifteen days (15) from the date of this offer. Prices quoted are subject to adjustment should Duty and Tariff rates change from time of bid/quotation to time of order. WESCO reserves the right to adjust its pricing for Goods affected directly or indirectly by changing duties/tariffs/trade agreements and significant currency fluctuations.

Per:

Job ID: JOB-2018-0007

Project: RFP-PAVILION CHANGE ORDERS STARTING 4/4/19

CO: CO-0007: Added blade music control

Summary by Item Number

22 May 2019 13:42:28

Item #	Size	Description	Q/M	Quantity	U/M	Mat Result	Lab Result
1		CONSTRUCTIBILITY REVIEW BY TODD	M	1.00		0.00	4.00
10055	1	EMT	M	30.00	FT	33.46	2.04
10549	1 1/2	CORED HOLE UP TO 8" D	M	1.00	EA	0.00	2.70
20740	1	EMT FIELD-BEND	M	3.00	EA	0.00	1.44
20750	1	EMT 90-ELBOW	M	4.00	EA	12.61	1.24
30543	1	EMT STEEL-SS COUPLING	M	2.00	EA	0.78	0.14
30553	1	EMT STEEL-COMP COUPLING	M	4.00	EA	3.73	0.80
30669	1	EMT STEEL SS INS-THRT CONN	M	4.00	EA	1.26	0.60
40234	1	PLASTIC BUSHING	M	4.00	EA	2.48	0.68
100155	#12 SOL	8" PIGTAIL W/GRD SCREW	M	2.00	EA	1.31	0.16
140558	20A	2P KEY-LOCKING SWITCH	M	1.00	EA	20.00	0.44
150043	2-1/8"D	4"SQ 1"-KO NO BRKT	M	1.00	EA	0.93	0.35
150095		4"SQ BLANK COVER	M	1.00	EA	0.25	0.09
150145	2-1/8"D 42.0-CI	4-11/16" BOX /NO BRKT 1KO	M	1.00	EA	2.51	0.35
150176		4-11/16" BLANK COVER	M	1.00	EA	0.58	0.09
160393	1/4"	PLTD FLAT WASHER	M	4.00	EA	0.15	0.01
161193	#10 x 1"	SHEET METAL SCREW	M	12.00	EA	0.45	0.36
161224	#10-12 x 1"	PLASTIC ANCHOR	M	12.00	EA	0.34	0.36
161237	1/4 x 1 1/2 - 3"	HAMMER DRILLED HOLE	M	12.00	EA	0.00	1.88
161692	1	EMT 1-HOLE STEEL STRAP	M	8.00	EA	1.44	0.40
740131		FIRE STOP FIT TO CONDUIT LBR	M	1.00	EA	0.00	0.85
					Phase/Group totals:	**82.27**	**18.98**
					Job totals:	**82.27**	**18.98**

Gathering Terrace Detailing CO

6/5/2019

ITEM #5

GARCO

Phase	Description	Quan.	Unit	UNIT PRICES Labor	Material	Equip.	Garco Sub.	TOTALS Labor	Material	Equip.	Garco Sub.	TOTAL
	Phoenix Fabrications Gathering Terrace Detailing Invoice	1.0	LS				2,002.00	-	-	-	2,002	2,002
			LS					-	-	-	-	
				SUB-TOTALS				-	-	-	2,002	2,002
	ADD-ONS:			OH&P: on Garco (as subcontractor) self-performed work.				15.00% (of Labor, Material & Equip.)				-
				OH&P: on Garco (as subcontractor) subcontracted work				4.00% (of Subcontract)				80
											SUB-TOTAL	2,082
				Insurance				1.00% (of Subtotal)				21
				Bond Premium				0.75% (of Subtotal)				16
											SUB-TOTAL	2,119
				B & O Tax				0.47% (of Subtotal)				10
				TOTAL - CHANGE ORDER REQUEST								**$ 2,128**

SPECIFIC EXCLUSIONS:

1. WSST

THIS IS AN INVOICE

BILL TO:

Garco Construction
ap@garco.com

Customer Reference:
Riverfront Park Pavilion - Gathering Terrace
Purchase Order: Per Scott Bataglia

INVOICE #: 1406

Our Job#: 1901-560

			CONTRACT				TO DATE		PREVIOUS		THIS PERIOD	
	ITEM	DESCRIPTION	QTY	UM	UNIT PRICE	AMOUNT	QTY	AMOUNT	QTY	AMOUNT	QTY	AMOUNT
1	1	48" x 96.875" Perforated 1/4" Panel - Powder Coated Std Color	25.00	EA	$ 955.00	$ 23,875.00	-	$ -	-	$ -	-	$ -
2	2	T - Posts	62.00	EA	$ 184.60	$ 11,445.20	-	$ -	-	$ -	-	$ -
		PROJECT CANCELLED - Invoice is for Shop Drawings - Submitted for Approval										
3	3	Shop Drawings	1.00	LS	$ 2,002.00	$ 2,002.00	1.00	$ 2,002.00	-	$ -	1.00	$ 2,002.00
		TOTAL				**$ 37,322.20**		**$ 2,002.00**		**$ -**		**$ 2,002.00**

NOTES:

LYNN L. REYNOLDS, INC dba PHOENIX COMPANY

PHOENIX METAL FABRICATION

REMIT TO:
Phoenix Company
P.O. BOX 13099
SPOKANE VALLEY, WA 99213-3099
(509) 536-9396 (P)

$ 2,002.00

TOTAL DUE

YOUR PROMPT PAYMENT IS APPRECIATED!

THIS IS AN INVOICE

Hill International

5/30/19

PAV – Detailing for Gathering Terrace Railings

Based on the subcontractor pricing - we believe this represents a fair and reasonable cost for this work.

Lorraine Mead

Mid Promenade Dura-Deck Covering CO

ITEM #6

6/5/2019

Phase	Description	Quan.	Unit	UNIT PRICES Labor	Material	Equip.	Garco Sub.	TOTALS Labor	Material	Equip.	Garco Sub.	TOTAL
	Sun Belt Rentals Dura Deck (2) Month Rental	1.0	LS				10,327.00	-	-	-	10,327	10,327
	Garco Laborers Dura Deck Install and Removal Hrs.	40.0	mh	48				1,920	-	-	-	
	Garco Forklift	2.0	day			180		-	-	360	-	
				SUB-TOTALS				1,920	-	360	10,327	12,607
ADD-ONS:	OH&P: on Garco (as subcontractor) self-performed work.							15.00% (of Labor, Material & Equip.)				342
	OH&P: on Garco (as subcontractor) subcontracted work							4.00% (of Subcontract)				413
											SUB-TOTAL	13,362
	Insurance							1.00% (of Subtotal)				134
	Bond Premium							0.75% (of Subtotal)				100
											SUB-TOTAL	13,596
	B & O Tax							0.47% (of Subtotal)				63
	TOTAL - CHANGE ORDER REQUEST											**$ 13,659**

SPECIFIC EXCLUSIONS:

1. WSST

SUNBELT RENTALS

PC#: 0652
4000 SACO ROAD
BAKERSFIELD, CA 93308
661-392-8802

SUNBELT RENTALS, INC.

Salesman: 010502 BJORK, ROGER (105)
Typed By: ASMITH2

RESERVATION

Job Site:
GARCO CONSTRUCTION
507 N HOWARD
SPOKANE, WA 99201

C#: 509-535-4688 J#: 509-370-8767

Customer: 310073
GARCO CONSTRUCTION
E 4114 BROADWAY
ATTN: ACCOUNTS PAYABLE
SPOKANE, WA 99202

Contract #.. 89304264
Contract dt. 5/01/19
Date out.... 6/17/19 8:00 AM
Est return.. 8/11/19 8:00 AM
Job Loc..... RIVER FRONT PARK
Job No..... 20- GARCO CONSTRUCTI
P.O. #..... 17-21
Ordered By.. BATTAGLIA, SCOTT
NET DUE UPON RECEIPT

QTY	EQUIPMENT #	Min	Day	Week	4 Week	Amount
88.00	DURADECK - WHITE 4' X 8'	10.00	10.00	20.00	40.00	7040.00
	REPLACEMENT COST FOR DAMAGED/MISSING MATS IS $175 EACH, PLUS FREIGHT					
88.00	DURADECK - LINK SINGLE	.50	.50	.50	.50	88.00
88.00	DURADECK - LINK DOUBLE	.50	.50	.50	.50	88.00

SALES ITEMS:

Qty	Item number	Unit	Price	Amount
1	CAHERS1	EA	54.120	54.12
	CA .75% HEAVY EQUIP. RENTAL TAX			
1	ENVIRONMENTAL	EA	70.400	70.40
	2133 ENVIRONMENTAL			
2	FREIGHT	EA	1100.000	2200.00
	FREIGHT FEE IN/OUT			

Site Contact: Scott Battaglia
(509) 370-8767

Sub-total:	9540.52
Tax:	787.09
Total:	10327.61

All amounts are in USD

Rate your rental experience www.sunbeltrentals.com/survey

IF THE EQUIPMENT DOES NOT WORK PROPERLY, NOTIFY THE OFFICE AT ONCE

MULTIPLE SHIFTS OR OVERTIME RATES MAY APPLY

CUSTOMER IS RESPONSIBLE FOR REFUELING, DAMAGES AND REPAIRS

1. The total charges are an estimate based on the estimated rental period and other information provided by Customer.
2. Customer assumes all risks associated with the Equipment during the Rental Period, including injury and damage to persons, property and the Equipment.
3. Customer is responsible for and shall only permit properly trained, Authorized Individuals to use the Equipment.
4. If the Equipment does not operate properly, is not suitable for Customer's intended use, does not have operating and safety instructions or Customer has any questions regarding use of the Equipment, Customer shall not use the Equipment and shall contact Sunbelt immediately.
5. Equipment misuse or using damaged or malfunctioning Equipment may result in serious bodily injury or death and Customer agrees that Customer (i) assumes all risk associated thereunder, and (ii) indemnifies Sunbelt Entities for all claims or damages as a result of misuse or use of damaged or malfunctioning Equipment.
6. Customer has received, read, understands and agrees to the estimated charges and all the terms on this page, plus all sections on the reverse side of this Contract ("Sections"), including Release and Indemnification in Section 8 and Environmental Fee in Section 16, which can also be found at www.sunbeltrentals.com/rentalcontract. *Delivery/Pickup Surcharge fee explanation is available at www.sunbeltrentals.com/surcharge.
7. Customer must contact Sunbelt to request pickup of Equipment, retain the Pick-Up Number given by Sunbelt and will be responsible for Equipment until actuallyretrieved by Sunbelt.
8. Customer waives its right to a jury trial in any dispute as set forth in Section 19.
9. At the election of Sunbelt or Customer, Customer agrees to submit every dispute to arbitration and waives any right to bring a class action as set forth in Section 20.

Customer is declining Rental Protection Plan (see reverse side for details) _____ (Customer Initials)

Customer Signature **Date** **Name Printed** **Delivered By** **Date**

Hill International

5/30/19

PAV – Protection of Promades during Pavilion Construction

Based on the subcontractor pricing and discussions on options - we believe this represents a fair and reasonable cost for this work.

Lorraine Mead

CCD Costs thru 4/30/19

ITEM #7 - 2nd Partial Payment

5/31/2019

Phase	Description	Quan.	Unit	UNIT PRICES Labor	Material	Equip.	Garco Sub.	TOTALS Labor	Material	Equip.	Garco Sub.	TOTAL
	Power City Electric - CCD costs thru 4/30/2019.	1.0	LS				69,473.64	-	-	-	69,474	69,474
	Garco - Add'l temp power services during construction including HSP provisions.	1.0	LS	306				306	-	-	-	306
				SUB-TOTALS				306	-	-	69,474	69,779
ADD-ONS:	OH&P: on Garco (as subcontractor) self-performed work.							15.00% (of Labor, Material & Equip.)				46
	OH&P: on Garco (as subcontractor) subcontracted work							4.00% (of Subcontract)				2,779
											SUB-TOTAL	72,604
	Insurance							1.00% (of Subtotal)				726
	Bond Premium							0.75% (of Subtotal)				545
											SUB-TOTAL	73,875
	B & O Tax							0.47% (of Subtotal)				341
	TOTAL - CHANGE ORDER REQUEST											**$ 74,216**

SPECIFIC EXCLUSIONS:

1. WSST
2. Overtime work, rock excavation

Please note the schedule impact of 8 weeks from current schedule on Admin Bldg phase.

3. Substantial completion under this change, without overtiime, will be on or about August 2, 2019.

Total to Date = $112,554 of NTE of $230,000

3327 E. Olive, Spokane WA 99202
(509) 535-8500, Ext 1016

fax (509) 535-8598

DATE	9-May-19
JOB	MOD51-Added Power for Stage and WAPS
PROJECT	Riverfront Park Pavilion

DESCRIPTION		AMT.		MTRL.	LABOR	MTRL. EXT.	LBR. EXT.	EXTENSION
				$ -	$0.00	$0.00	$0.00	$0.00
		1		$ 47,160.45	$30,144.00	$47,160.45	$30,144.00	$77,304.45
				$ -	$0.00	$0.00	$0.00	$0.00
				$ -	$0.00	$0.00	$0.00	$0.00
				$ -	$0.00	$0.00	$0.00	$0.00
				$ -	$0.00	$0.00	$0.00	$0.00
				$ -	$0.00	$0.00	$0.00	$0.00
				$ -	$0.00	$0.00	$0.00	$0.00
				$ -	$0.00	$0.00	$0.00	$0.00
				$ -	$0.00	$0.00	$0.00	$0.00
				$ -	$0.00	$0.00	$0.00	$0.00
				$ -	$0.00	$0.00	$0.00	$0.00
				$ -	$0.00	$0.00	$0.00	$0.00
				$ -	$0.00	$0.00	$0.00	$0.00
				$ -	$0.00	$0.00	$0.00	$0.00
				$ -	$0.00	$0.00	$0.00	$0.00
				$ -	$0.00	$0.00	$0.00	$0.00
				$ -	$0.00	$0.00	$0.00	$0.00
				$ -	$0.00	$0.00	$0.00	$0.00
				$ -	$0.00	$0.00	$0.00	$0.00
				$ -	$0.00	$0.00	$0.00	$0.00
				$ -	$0.00	$0.00	$0.00	$0.00
				$ -	$0.00	$0.00	$0.00	$0.00
				$ -	$0.00	$0.00	$0.00	$0.00
				$ -	$0.00	$0.00	$0.00	$0.00
				$ -	$0.00	$0.00	$0.00	$0.00
				$ -	$0.00	$0.00	$0.00	$0.00
		SUBTOTAL			$0.00	$47,160.45	$30,144.00	$77,304.45
								471.0

DIRECT JOB EXPENSES FOR ADDED SCOPE ONLY		
Truck/Trailer	**All Terrain cart**	**Lift**
$1,507.20	$248.76	
Scissor Lift	**Sm tools/Consum**	**PERMIT**
	$1,356.48	$55.00
HOUSE KEEPING	**Safety**	**Large Tools**
$301.44	$301.44	

MATERIAL TOTAL	$47,160.45
LABOR TOTAL	$30,144.00
JOB EXPENSE	$3,770.32
SUBTOTAL	$81,074.77
OH & P	$12,161.22
TOTAL	$93,235.99

DESCRIPTION OF WORK; THROUGH 4/30/19

This is intended to be used as a very close estimation but may not include all materials if they were pulled from job stock or not charged to the MOD. A final invoice will be provided at the end.

Report Selections:							
	Job:	2245500	**Transaction Type:**	ALL	**Billing Status:**	All
	Division:	ALL	**Vendor Code:**	ALL	**From Transaction Date:**	Inception
	Job Status:	ALL	**Employee Code:**	ALL	**To Transaction Date:**	05/09/19
	Phase:	MOD051	**Equipment Code:**	ALL	**From 'PR' Work Date:**	Inception
	Cost Type:	ALL			**To 'PR' Work Date:**	04/30/19

POWER CITY ELECTRIC

Pre-Billing Report Sorted by Phase

G/L Date	Type	Selected?	Description	Tran Date	Reference		Rate	Hours/Quantity	Extension	Markup	Total
Job: 2245500 GARCO/ US PAVILION											
Phase: MOD-051 ADDED STAGE POWER / Cost Type: L LABOR											
02/03/19	PR		SPOKANE FOREMAN REG	02/01/19	E80526	Reg	64.000	8.00	512.00		512.00
02/03/19	PR		SPOKANE ELECTRICIAN	01/30/19	E80562	Reg	64.000	8.00	512.00		512.00
02/10/19	PR		SPOKANE FOREMAN REG	02/04/19	E80687	Reg	64.000	2.00	128.00		128.00
02/10/19	PR		SPOKANE FOREMAN REG	02/05/19	E80687	Reg	64.000	1.00	64.00		64.00
02/17/19	PR		SPOKANE FOREMAN REG	02/12/19	E80837	Reg	64.000	2.00	128.00		128.00
02/24/19	PR		SPOKANE FOREMAN REG	02/19/19	E80985	Reg	64.000	3.00	192.00		192.00
02/24/19	PR		SPOKANE FOREMAN REG	02/20/19	E80985	Reg	64.000	3.00	192.00		192.00
02/24/19	PR		SPOKANE FOREMAN REG	02/21/19	E80985	Reg	64.000	3.00	192.00		192.00
02/24/19	PR		SPOKANE FOREMAN REG	02/19/19	68733	Reg	64.000	2.00	128.00		128.00
02/24/19	PR		SPOKANE FOREMAN REG	02/21/19	68733	Reg	64.000	2.00	128.00		128.00
02/24/19	PR		SPOKANE ELECTRICIAN	02/20/19	E81020	Reg	64.000	8.00	512.00		512.00
02/24/19	PR		SPOKANE ELECTRICIAN	02/21/19	E81020	Reg	64.000	8.00	512.00		512.00
02/24/19	PR		SPOKANE ELECTRICIAN	02/22/19	E81020	Reg	64.000	8.00	512.00		512.00
02/24/19	PR		SPOKANE ELECTRICIAN	02/20/19	E81021	Reg	64.000	8.00	512.00		512.00
02/24/19	PR		SPOKANE ELECTRICIAN	02/21/19	E81021	Reg	64.000	8.00	512.00		512.00
02/24/19	PR		SPOKANE ELECTRICIAN	02/22/19	E81021	Reg	64.000	4.00	256.00		256.00
02/24/19	PR		SPOKANE ELECTRICIAN	02/20/19	E81037	Reg	64.000	8.00	512.00		512.00
02/24/19	PR		SPOKANE ELECTRICIAN	02/21/19	E81037	Reg	64.000	8.00	512.00		512.00
02/24/19	PR		SPOKANE ELECTRICIAN	02/22/19	E81037	Reg	64.000	8.00	512.00		512.00
03/03/19	PR		SPOKANE FOREMAN REG	02/25/19	E81132	Reg	64.000	1.00	64.00		64.00
03/03/19	PR		SPOKANE FOREMAN REG	02/27/19	E81132	Reg	64.000	1.00	64.00		64.00
03/03/19	PR		SPOKANE FOREMAN REG	02/28/19	E81132	Reg	64.000	1.00	64.00		64.00
03/03/19	PR		SPOKANE ELECTRICIAN	02/25/19	E81168	Reg	64.000	8.00	512.00		512.00
03/03/19	PR		SPOKANE ELECTRICIAN	02/26/19	E81168	Reg	64.000	8.00	512.00		512.00
03/03/19	PR		SPOKANE ELECTRICIAN	02/27/19	E81168	Reg	64.000	8.00	512.00		512.00
03/03/19	PR		SPOKANE ELECTRICIAN	02/28/19	E81168	Reg	64.000	8.00	512.00		512.00
03/03/19	PR		SPOKANE ELECTRICIAN	03/01/19	E81168	Reg	64.000	8.00	512.00		512.00
03/03/19	PR		SPOKANE ELECTRICIAN	02/25/19	E81169	Reg	64.000	8.00	512.00		512.00
03/03/19	PR		SPOKANE ELECTRICIAN	02/26/19	E81169	Reg	64.000	6.00	384.00		384.00
03/03/19	PR		SPOKANE ELECTRICIAN	02/27/19	E81169	Reg	64.000	6.00	384.00		384.00
03/03/19	PR		SPOKANE ELECTRICIAN	02/28/19	E81169	Reg	64.000	8.00	512.00		512.00
03/03/19	PR		SPOKANE ELECTRICIAN	03/01/19	E81169	Reg	64.000	8.00	512.00		512.00
03/10/19	PR		SPOKANE ELECTRICIAN	03/04/19	E81249	Reg	64.000	8.00	512.00		512.00
03/10/19	PR		SPOKANE ELECTRICIAN	03/04/19	E81249	OT	96.000	0.50	48.00		48.00
03/10/19	PR		SPOKANE ELECTRICIAN	03/05/19	E81249	Reg	64.000	8.00	512.00		512.00
03/10/19	PR		SPOKANE ELECTRICIAN	03/05/19	E81249	OT	96.000	0.50	48.00		48.00
03/10/19	PR		SPOKANE ELECTRICIAN	03/07/19	E81249	Reg	64.000	8.00	512.00		512.00

POWER CITY ELECTRIC

Pre-Billing Report Sorted by Phase

G/L Date	Type	Selected?	Description	Tran Date	Reference		Rate	Hours/Quantity	Extension	Markup	Total
Job: 2245500 GARCO/ US PAVILION											
03/10/19	PR		SPOKANE ELECTRICIAN	03/07/19	E81249	OT	96.000	0.50	48.00		48.00
03/10/19	PR		SPOKANE ELECTRICIAN	03/08/19	E81249	Reg	64.000	5.50	352.00		352.00
03/10/19	PR		SPOKANE ELECTRICIAN	03/04/19	E81315	Reg	64.000	8.00	512.00		512.00
03/10/19	PR		SPOKANE ELECTRICIAN	03/05/19	E81315	Reg	64.000	8.00	512.00		512.00
03/10/19	PR		SPOKANE ELECTRICIAN	03/06/19	E81315	Reg	64.000	4.00	256.00		256.00
03/10/19	PR		SPOKANE ELECTRICIAN	03/04/19	E81316	Reg	64.000	8.00	512.00		512.00
03/10/19	PR		SPOKANE ELECTRICIAN	03/05/19	E81316	Reg	64.000	8.00	512.00		512.00
03/10/19	PR		SPOKANE ELECTRICIAN	03/06/19	E81316	Reg	64.000	4.00	256.00		256.00
03/24/19	PR		SPOKANE ELECTRICIAN	03/18/19	E81619	Reg	64.000	5.00	320.00		320.00
04/07/19	PR		SPOKANE ELECTRICIAN	04/04/19	E81823	Reg	64.000	8.00	512.00		512.00
04/07/19	PR		SPOKANE ELECTRICIAN	04/05/19	E81823	Reg	64.000	8.00	512.00		512.00
04/07/19	PR		SPOKANE FOREMAN REG	04/04/19	E81853	Reg	64.000	2.00	128.00		128.00
04/07/19	PR		SPOKANE ELECTRICIAN	04/04/19	E81890	Reg	64.000	8.00	512.00		512.00
04/07/19	PR		SPOKANE ELECTRICIAN	04/05/19	E81890	Reg	64.000	8.00	512.00		512.00
04/14/19	PR		SPOKANE ELECTRICIAN	04/08/19	E81965	Reg	64.000	8.00	512.00		512.00
04/14/19	PR		SPOKANE ELECTRICIAN	04/09/19	E81965	Reg	64.000	8.00	512.00		512.00
04/14/19	PR		SPOKANE ELECTRICIAN	04/10/19	E81965	Reg	64.000	2.00	128.00		128.00
04/14/19	PR		SPOKANE ELECTRICIAN	04/11/19	E81988	Reg	64.000	8.00	512.00		512.00
04/14/19	PR		SPOKANE ELECTRICIAN	04/12/19	E81988	Reg	64.000	8.00	512.00		512.00
04/14/19	PR		SPOKANE FOREMAN REG	04/08/19	E81997	Reg	64.000	8.00	512.00		512.00
04/14/19	PR		SPOKANE FOREMAN REG	04/10/19	E81997	Reg	64.000	1.00	64.00		64.00
04/14/19	PR		SPOKANE FOREMAN REG	04/11/19	E81997	Reg	64.000	2.00	128.00		128.00
04/14/19	PR		SPOKANE FOREMAN REG	04/12/19	E81997	Reg	64.000	1.00	64.00		64.00
04/14/19	PR		SPOKANE ELECTRICIAN	04/08/19	E82034	Reg	64.000	8.00	512.00		512.00
04/14/19	PR		SPOKANE ELECTRICIAN	04/09/19	E82034	Reg	64.000	8.00	512.00		512.00
04/14/19	PR		SPOKANE ELECTRICIAN	04/10/19	E82034	Reg	64.000	2.00	128.00		128.00
04/14/19	PR		SPOKANE ELECTRICIAN	04/11/19	E82035	Reg	64.000	8.00	512.00		512.00
04/14/19	PR		SPOKANE ELECTRICIAN	04/12/19	E82035	Reg	64.000	8.00	512.00		512.00
04/14/19	PR		SPOKANE ELECTRICIAN	04/11/19	E82053	Reg	64.000	8.00	512.00		512.00
04/14/19	PR		SPOKANE ELECTRICIAN	04/12/19	E82053	Reg	64.000	8.00	512.00		512.00
05/05/19	PR		SPOKANE ELECTRICIAN	04/30/19	E82426	Reg	64.000	10.00	640.00		640.00
05/05/19	PR		SPOKANE ELECTRICIAN	04/30/19	E82435	Reg	64.000	10.00	640.00		640.00
05/05/19	PR		SPOKANE FOREMAN REG	04/29/19	E82445	Reg	64.000	2.00	128.00		128.00
05/05/19	PR		SPOKANE FOREMAN REG	04/30/19	E82445	Reg	64.000	2.00	128.00		128.00
05/05/19	PR		SPOKANE ELECTRICIAN	04/29/19	E82469	Reg	64.000	10.00	640.00		640.00
05/05/19	PR		SPOKANE ELECTRICIAN	04/30/19	E82469	Reg	64.000	10.00	640.00		640.00
05/05/19	PR		SPOKANE ELECTRICIAN	04/29/19	E82481	Reg	64.000	10.00	640.00		640.00
05/05/19	PR		SPOKANE ELECTRICIAN	04/30/19	E82481	Reg	64.000	10.00	640.00		640.00
05/05/19	PR		SPOKANE ELECTRICIAN	04/29/19	E82499	Reg	64.000	10.00	640.00		640.00
05/05/19	PR		SPOKANE ELECTRICIAN	04/30/19	E82499	Reg	64.000	10.00	640.00		640.00
					Subtotal for Cost Type: L LABOR			**471.00**	**30,192.00**	**0.00**	**30,192.00**
Phase: MOD-051 ADDED STAGE POWER / Cost Type: M MATERIAL											
02/04/19	AP		STONEWAY ELECTRIC SUPPLY	01/30/19	S102653563001				1,231.63		1,231.63
			3IN PVC SCHEDULE 40 CONDUIT								

POWER CITY ELECTRIC

Pre-Billing Report Sorted by Phase

G/L Date	Type	Selected?	Description	Tran Date	Reference	Rate	Hours/Quantity	Extension	Markup	Total
Job: 2245500 GARCO/ US PAVILION										
02/04/19	AP		STONEWAY ELECTRIC SUPPLY CARLON E997L 3IN PVC BELL END	01/30/19	S102653563001			18.12		18.12
02/04/19	AP		STONEWAY ELECTRIC SUPPLY CANTEX 7210603 PVC COND CEMENT	01/30/19	S102653563001			14.12		14.12
02/27/19	AP		PLATT ELECTRIC SUPPLY CONDUIT 3-IN-90DEG-GALV ELBOW	02/22/19	U531184		4.00	191.16		191.16
02/27/19	AP		PLATT ELECTRIC SUPPLY PVC 3-IN BELL END	02/22/19	U531184		2.00	5.86		5.86
02/27/19	AP		PLATT ELECTRIC SUPPLY PVC 3-IN FEMALE ADAPTER	02/22/19	U531184		4.00	5.78		5.78
03/08/19	AP		STONEWAY ELECTRIC SUPPLY 3IN PVC SCHEDULE 40 CONDUIT	03/04/19	S102682184001		500.00	701.75		701.75
03/08/19	AP		STONEWAY ELECTRIC SUPPLY BWF 604-CGV 1-1/2 LB COND BODY	03/04/19	S102682184001		2.00	19.24		19.24
04/19/19	AP		PLATT ELECTRIC SUPPLY CONDUIT 3-IN EMT	04/09/19	U853955		40.00	194.13		194.13
04/19/19	AP		PLATT ELECTRIC SUPPLY EMT 3-IN INS RAINTITE CONN	04/09/19	U853955		4.00	47.02		47.02
04/19/19	AP		PLATT ELECTRIC SUPPLY CONDUIT 3X4 GALV NIP	04/09/19	U853955		4.00	60.23		60.23
04/19/19	AP		PLATT ELECTRIC SUPPLY APP BLSG-300 3 IN SEALING LKN	04/09/19	U853955		4.00	54.01		54.01
04/19/19	AP		PLATT ELECTRIC SUPPLY CONDUIT 3-IN LOCKNUT _408_	04/09/19	U853955		6.00	7.17		7.17
04/19/19	AP		PLATT ELECTRIC SUPPLY HOF A8836RT NEMA3R SC TROUGH	04/09/19	U853955		2.00	268.44		268.44
04/26/19	AP		NORTH COAST ELECTRIC LOT INV S9129321.001	04/26/19	S9129321001		38,983.42	38,983.42		38,983.42
04/30/19	AP		NORTH COAST ELECTRIC WIRE XHHW-ALUM-300-BLK-STR-CUT	04/12/19	S9265359001A		2,048.00	1,916.54		1,916.54
04/30/19	AP		NORTH COAST ELECTRIC WIRE XHHW-ALUM-300-BLK-STR-CUT	04/12/19	S9265359001A		1,536.00	1,630.46		1,630.46
04/30/19	AP		NORTH COAST ELECTRIC PARA REEL 4 COMP DEPOSIT ONLY:	04/12/19	S9265359001A		1.00	750.00		750.00
04/30/19	AP		NORTH COAST ELECTRIC WIRE XHHW-ALUM-300-BLK-STR-CUT	04/12/19	S9265359001A		512.00	543.49		543.49
04/30/19	AP		NORTH COAST ELECTRIC PARA REEL 4 COMP DEPOSIT ONLY:	04/12/19	S9265359001A		1.00	750.00		750.00
04/30/19	AP		NORTH COAST ELECTRIC WIRE THHN-2-BLK-19STR-CU-CUT R	04/12/19	S9265359001A		512.00	494.94		494.94
04/30/19	AP		NORTH COAST ELECTRIC WIRE THHN-2-BLK-19STR-CU-CUT R	04/12/19	S9265359001A		512.00	494.94		494.94
04/30/19	AP		NORTH COAST ELECTRIC PARA REEL 4 COMP DEPOSIT ONLY:	04/15/19	S9265359002A		1.00-	-750.00		-750.00

POWER CITY ELECTRIC

Pre-Billing Report Sorted by Phase

G/L Date	Type	Selected?	Description	Tran Date	Reference	Rate	Hours/Quantity	Extension	Markup	Total
Job: 2245500 GARCO/ US PAVILION										
04/30/19	AP		NORTH COAST ELECTRIC PARA REEL 4 COMP DEPOSIT ONLY:	04/15/19	S9265359002A		1.00-	-750.00		-750.00
					Subtotal for Cost Type: M MATERIAL		**44,675.42**	**46,882.45**	**0.00**	**46,882.45**
Phase: MOD-051 ADDED STAGE POWER / Cost Type: S SUBCONTRACTS										
02/14/19	AP		CONCRETE CUTTERS ADDED STAGE POWER	01/30/19	28551			278.00		278.00
					Subtotal for Cost Type: S SUBCONTRACTS		**0.00**	**278.00**	**0.00**	**278.00**
					Subtotal for Phase: MOD-051 ADDED STAGE POWER		**45,146.42**	**77,352.45**	**0.00**	**77,352.45**
								Total for Job: 2245500 GARCO/ US PAVILION		**77,352.45**

Report Selections:				
	Job:	172100	Job Status:	Active
	Phase:	0100200	Phase Status:	Active, Inactive, Complete
	Cost Type:	ALL	Division:	ALL
	Tran. Type:	AP, EQ, GL, IC, JC, PR, OH	Customer:	ALL
	Vendor:	ALL	Draw Appl. #:	ALL
	Employee:	ALL	A/P Contract Labor Hours?	No
	Inv. Item:	ALL	Master Job?	No
	Cost Group:	ALL		

GARCO CONSTRUCTION INC

Job Cost History Report From Inception To 05/30/19

Including P.O. Receipts and Payroll in Progress

UnPosted?	Date	Tran Type	Reference	Description	Additional Information	Hours	Unit of Measure: Quantity	Amount
Job: 172100 US PAVILION/PROMENADE								
			Phase: 01002-00 TEMP POWER & WATER Cost Type: E Equipment					
			Subtotal for Phase: 01002-00 TEMP POWER & WATER Cost Type: E Equipment			**0.00**	**0.00**	**1,366.89**
			Phase: 01002-00 TEMP POWER & WATER Cost Type: L Labor					
	07/28/18	OH	OVERHEAD - PR	PAYROLL OVERHEAD BURDEN				68.93
	10/20/18	OH	OVERHEAD - PR	PAYROLL OVERHEAD BURDEN				5.34
	04/27/19	OH	OVERHEAD - PR	PAYROLL OVERHEAD BURDEN				30.91
	05/25/19	OH	OVERHEAD - PR	PAYROLL OVERHEAD BURDEN				14.04
	07/28/18	PR	TWIDAN	DANNY E TWILEGAR	Check# E46902	23.00		674.13
	07/28/18	PR	BURDEN - PR	PAYROLL BURDEN				514.35
	10/20/18	PR	MCLROB	ROBERT D MCLEOD	Check# E49687	2.00		59.68
	10/20/18	PR	BURDEN - PR	PAYROLL BURDEN				32.41
	04/27/19	PR	KELSTE	STEVEN B KELLEY	Check# E55595	3.00		86.13
	04/27/19	PR	KIMTYL	TYLER S KIMM	Check# E55596	3.00		64.59
	04/27/19	PR	ONEDAV	DAVID T O'NEILL	Check# E55630	3.00		86.13
	04/27/19	PR	SAVDAV	DAVID C SAVITZ	Check# E55646	2.00		68.88
	04/27/19	PR	BURDEN - PR	PAYROLL BURDEN				227.16
	05/25/19	PR	DENMYL	MYLES C DENTON	Check# E56335	5.00		151.70
	05/25/19	PR	BURDEN - PR	PAYROLL BURDEN				90.41
			Subtotal for Phase: 01002-00 TEMP POWER & WATER Cost Type: L Labor			**41.00**	**0.00**	**2,174.79**
			Phase: 01002-00 TEMP POWER & WATER Cost Type: O Other					
	01/30/18	AP	SPOROC	SPOKANE ROCK PRODUCTS	Invoice 256485 dated 1/23/18		18.03 MO	500.33
	02/20/18	AP	PLAELE	PLATT ELECTRIC SUPPLY	Invoice P659758 dated 2/ 6/18			205.09
	02/28/18	AP	AVISTA	AVISTA UTILITIES	Invoice 8200950431-1802 dated 2/21/18			155.70
	03/20/18	AP	PLAELE	PLATT ELECTRIC SUPPLY	Invoice P850743 dated 3/ 2/18			75.87
	05/30/18	AP	CULLIG	CULLIGAN	Invoice 0420981 dated 5/31/18			132.86
	05/30/18	AP	WATRVS	WASHINGTON TRUST-VISA	Invoice 4646_1805 dated 5/26/18 MATT MUCKENTHALER			32.90

North Bank Avista Transformer Relocation
Power City Electric CO

6/5/2019

ITEM #8

Phase	Description	Quan.	Unit	UNIT PRICES Labor	Material	Equip.	Garco Sub.	TOTALS Labor	Material	Equip.	Garco Sub.	TOTAL
	Move North Bank Avista Transformer Relocation	1.0	LS				2,989.00	-	-	-	2,989	2,989
	Garco Mini Excavator	2.0	day			180		-	-	360	-	360
	Garco Operator	16.0	mh	52				832	-	-	-	832
	Garco Laborer	16.0	mh	49				784	-	-	-	784
			LS					-	-	-	-	-
				SUB-TOTALS				1,616	-	360	2,989	4,965

ADD-ONS:	OH&P: on Garco (as subcontractor) self-performed work.	15.00% (of Labor, Material & Equip.)	296
	OH&P: on Garco (as subcontractor) subcontracted work	4.00% (of Subcontract)	120
		SUB-TOTAL	5,381
	Insurance	1.00% (of Subtotal)	54
	Bond Premium	0.75% (of Subtotal)	40
		SUB-TOTAL	5,475
	B & O Tax	0.47% (of Subtotal)	25
	TOTAL - CHANGE ORDER REQUEST		**$ 5,500**

SPECIFIC EXCLUSIONS:

1. WSST

Agreed to Split
Cost = $2,750

E. 3327 OLIVE
SPOKANE, WA 99202
PHONE: (509) 535-8500
FAX: (509) 535-4665

Proposal

PROPOSAL SUBMITTED TO **Garco Construction**	**DATE** **11/8/18**
STREET **4114 E Broadway**	**JOB NAME** **Relocation North Bank Utility XFMR PAD**
CITY, STATE, AND ZIP CODE **Spokane WA 99202**	**JOB LOCATION** **507 N Howard St Spokane, WA 99201**
ATTN: **Rob Decker**	**PHONE:** **509-535-4688**

Rob,
Thank you for the opportunity to provide a proposal for the above mentioned project. As always, if I can provide any further information or clarification please do not hesitate to contact me.

General Inclusions

- Relocation of utility XFMR pad as requested

General Exclusions

- Tax.
- Excavation.
- Removal or patching of Concrete or Asphalt.
- New XFMR pad
- Overtime.
- Sales tax.
- Bond is available by request.
- Utility fees

Total Price $2,989.00

Thank you for the opportunity.

Steve Gilbertz
509-481-0465
PM/Estimator

Proposal Acceptance:		
Authorized Customer Signature	Printed Name	Date

3327 E. Olive, Spokane WA 99202
(509) 535-8500, Ext 1016
fax (509) 535-8598

DATE 8-Nov-18
JOB Relocated Utility XFMR for North Bank Panel
PROJECT Howard Street Promenade

	DESCRIPTION	AMT.		MTRL.	LABOR	MTRL. EXT.	LBR. EXT.	EXTENSION
				$ -	$0.00	$0.00	$0.00	$0.00
	Estimation	1		$ 100.00	$1,983.78	$100.00	$1,983.78	$2,083.78
				$ -	$0.00	$0.00	$0.00	$0.00
				$ -	$0.00	$0.00	$0.00	$0.00
				$ -	$0.00	$0.00	$0.00	$0.00
				$ -	$0.00	$0.00	$0.00	$0.00
				$ -	$0.00	$0.00	$0.00	$0.00
				$ -	$0.00	$0.00	$0.00	$0.00
				$ -	$0.00	$0.00	$0.00	$0.00
				$ -	$0.00	$0.00	$0.00	$0.00
				$ -	$0.00	$0.00	$0.00	$0.00
				$ -	$0.00	$0.00	$0.00	$0.00
				$ -	$0.00	$0.00	$0.00	$0.00
				$ -	$0.00	$0.00	$0.00	$0.00
				$ -	$0.00	$0.00	$0.00	$0.00
				$ -	$0.00	$0.00	$0.00	$0.00
				$ -	$0.00	$0.00	$0.00	$0.00
				$ -	$0.00	$0.00	$0.00	$0.00
				$ -	$0.00	$0.00	$0.00	$0.00
				$ -	$0.00	$0.00	$0.00	$0.00
				$ -	$0.00	$0.00	$0.00	$0.00
				$ -	$0.00	$0.00	$0.00	$0.00
				$ -	$0.00	$0.00	$0.00	$0.00
				$ -	$0.00	$0.00	$0.00	$0.00
				$ -	$0.00	$0.00	$0.00	$0.00
				$ -	$0.00	$0.00	$0.00	$0.00
				$ -	$0.00	$0.00	$0.00	$0.00
		SUBTOTAL			$0.00	$100.00	$1,983.78	$2,083.78
								32.1

DIRECT JOB EXPENSES		
Truck/Trailer	**All Terrain cart**	**Fork lift**
$99.19	$16.95	$0.00
SUPERVISION	**Sm tools/Consum**	**PERMIT**
	$89.27	$145.00
HOUSE KEEPING	**Safety**	**Large Tools**
$19.84	$19.84	$125.00

MATERIAL TOTAL	$100.00
LABOR TOTAL	$1,983.78
JOB EXPENSE	$515.09
SUBTOTAL	$2,598.87
OH & P	$389.83
TOTAL	$2,988.70

DESCRIPTION OF WORK;

JOB #2013: ID	RIVERFRONT PARK
JOB NAME	RIVERFRONT PARK-HSP
EST. #10: ID	HSP MOD 35
ESTIMATE	Revised relocation of north bank
PRINTED	11/8/2018 1:35:45 PM
DATA SET #1:	Comm Indust UPC_EST_NECA ...
NOTES	

XFMR relocation only

Power City Electric, Inc
3327 E. Olive Ave.
Spokane, WA 99202
509.535.8500
FAX: 509.535.8598
sgilbertz@powercityelectric.com

Item				Material	Labor
Size	**Item Desc**	**Qty**	**UOM**	**Mat Ext**	**Lbr Ext**
Section : Section 003: 3 - Revision to just move the XFMR					
3/4X10	COPPER GROUND ROD	1.00	EACH	30.00	2.2500
	Pad Layout	1.00		10.00	4.0000
3"	PVC SCH 40 UGRD	20.00	FEET	29.35	1.0000
2"	PVC SCH 40 UGRD	30.00	FEET	26.70	1.3500
	Ground Sleeve	1.00		0.00	1.5000
	Constructibility review and Layout by Todd	1.00		0.00	22.0000
Subtotals for Section : Section 003: 3 - Revision to just move the XFMR				96.05	32.1000
Grand Totals				96.05	32.1000

Butterfly Dust Control CO

5/21/2019

ITEM #9

GARCO

Phase	Description	Quan.	Unit	UNIT PRICES Labor	Material	Equip.	Garco Sub.	TOTALS Labor	Material	Equip.	Garco Sub.	TOTAL
	Lyman Dust Control Dust Control Application	1.0	LS				3,529.82	-	-	-	3,530	3,530
			LS					-	-	-		
				SUB-TOTALS				-	-	-	3,530	3,530
ADD-ONS:				OH&P: on Garco (as subcontractor) self-performed work.				15.00% (of Labor, Material & Equip.)				-
				OH&P: on Garco (as subcontractor) subcontracted work				4.00% (of Subcontract)				141
											SUB-TOTAL	3,671
				Insurance				1.00% (of Subtotal)				37
				Bond Premium				0.75% (of Subtotal)				28
											SUB-TOTAL	3,735
				B & O Tax				0.47% (of Subtotal)				17
				TOTAL - CHANGE ORDER REQUEST								**$ 3,753**

SPECIFIC EXCLUSIONS:

1. WSST

Agreed to Split the Cost = $1,877

COMPUTERIZED RATE CONTROL
LYMAN
DUST CONTROL
ROAD TREATMENT
ENVIRONMENTALLY SAFE

P O BOX 1460
HAYDEN, ID 83835

800-952-6457

WWW.LYMANDUSTCONTROL.COM

41324

May 3, 2019

1

GARCO CONSTRUCTION INC
P O BOX 2946
SPOKANE, WA 99220

Ship to:

GARCO CONSTRUCTION
RIVERFRONT PARK
507 HOWARD ST, N
SPOKANE, WA 99201
SPOKANE CITY

GARCO CONSTRUCTION	SCOTT		Net 30 Days	
ODDY		5/3/19	6/2/19	
25,530.00	SPOKANE CITY; WA	SQUARE FEET DUST ABATEMENT	$ 0.078	$ 1,991.34
5.00		HOURS TIME	$ 250.000	$ 1,250.00

Subtotal	$ 3,241.34
Sales Tax	$ 288.48
Total Invoice Amount	$ 3,529.82
Payment/Credit Applied	
TOTAL	**$ 3,529.82**

Check/Credit Memo No:

Overdue invoices are subject to late charges.

VISIT AND LIKE US ON FACEBOOK

Return to agenda

Riverfront Park Committee Agenda Action Item Fact

Meeting date: June 10, 2019

Presented by: Berry Ellison

Action Item (Language shall match the language on the agenda.):

Specialty Environmental Group contract for North Bank Hazardous Material Abatement $154,339.23 (Including Tax).

Action Item Description:

Abatement of hazardous materials such as asbestos, mercury, and lead from restroom and M&O facilities. Work includes roof removal, collection and legal disposal.

RFP Bond Budget Impact (Describe as budgeted or non-budgeted.):

Budgeted within N Bank project Contingency.

Non RFP Bond Budget Impact (i.e., Park Fund or Cumulative Reserve):

Executive Team Recommendation:

The Executive Team recommends RFP Committee approval.

Urgency for Approval (describe impact if not approved):

Time sensitive. This required work will help expedite a separate contract for construction of future N Bank project.

Options for Not Approving:

Abandon as separate contract for N Bank development and include this scope in separate contract for construction of the N Bank project.

City of Spokane
Invitation To Bid

BID

TO: CITY OF SPOKANE, WASHINGTON

PROJECT NAME: Riverfront North Bank Hazardous Materials Abatement

BIDDER'S DECLARATION. The undersigned bidder certifies that it has examined the site, read and understands the specifications for the above project, and agrees to comply with all applicable federal, state and local laws and regulations. The bidder is advised that by signature of this bid proposal it has acknowledged all bid requirements and signed all certificates contained herein.

BID OFFER. The price(s) listed in this bid proposal is tendered as an offer to furnish all labor, materials, equipment and supervision required to complete the proposed project in strict accordance with the contract documents. The bidder proposes to do the project at the following price:

BASE BID:	$ 141,726.00	Alt 1 Description or Delete (Include Retail Sales Tax)	$ N/A
SALES TAX (8.9 %)	$ 12,613.58		
TOTAL BASE BID PRICE:	$ 154,339.23	Alt 2 Description or Delete (Include Retail Sales Tax)	$ N/A
TRENCH SAFETY SYSTEM, if excavation greater than four feet (4') deep:	$ 1,000.00	Alt 3 Description or Delete (Include Retail Sales Tax)	$ N/A

CONTRACTOR RESPONSIBILITY.

Washington State Contractor's Registration No.	SPECIEG851QB
U.B.I. Number	603-553-186
Washington Employment Security Department Number	462825-00-6
Washington Excise Tax Registration Number	603-553-186
City of Spokane Business Registration Number	SPECIEG851QB

ADDENDA. The undersigned acknowledges receipt of addenda number(s) None and agrees that their requirements have been included in this bid proposal.

The firm agrees that its Bid will NOT be withdrawn for a minimum of forty five (45) calendar days after the stated submittal date.

For contracts up to $150,000.00 including tax, the Contractor may request for ten percent (10%) retainage in lieu of bond.
☐ YES ☒ NO

The undersigned Bidder hereby certifies that, within the three-year period immediately preceding the bid solicitation date for this Project, the bidder is not a "willful" violator, as defined in RCW 49.48.082, of any provision of chapters 49.46, 49.48, or 49.52 RCW, as determined by a final and binding citation and notice of assessment issued by the Department of Labor and Industries or through a civil judgment entered by a court of limited or general jurisdiction.

I certify (or declare) under penalty of perjury under the laws of the State of Washington that the foregoing is true and correct.

FIRM NAME: Specialty Environmental Group

SIGNATURE: [signature]

TITLE: Managing Member PHONE: 509-535-1515

ADDRESS: PO Box 644, Liberty Lake, WA 99019

City of Spokane
Invitation To Bid

SUBCONTRACTOR LIST OPTIONAL USE

PROJECT TITLE: Riverfront North Bank Hazardous Materials Abatement

PROPOSED SUBCONTRACTORS/SUPPLIERS TO BE USED ON THE PROJECT ARE: (USE ADDITIONAL PAGES IF NECESSARY)

CONTRACTOR/SUPPLIER N/A

TYPE OF WORK/BID ITEM N/A

AMOUNT $ N/A

CONTRACTOR'S REGISTRATION NO. N/A

CONTRACTOR/SUPPLIER N/A

TYPE OF WORK/BID ITEM N/A

AMOUNT $ N/A

CONTRACTOR'S REGISTRATION NO. N/A

CONTRACTOR/SUPPLIER N/A

TYPE OF WORK/BID ITEM N/A

AMOUNT $ N/A

CONTRACTOR'S REGISTRATION NO. N/A

☒ NO SUBCONTRACTORS WILL BE USED ON THIS PROJECT

5/29/19
Date

Signature of Authorized Representative

Return to agenda

Riverfront Park Committee Agenda Action Item Fact

Meeting date: June 10, 2019

Presented by: Berry Ellison

Action Item (Language shall match the language on the agenda.):

Compunet contract for Pavilion IT Equipment $58,267.13 (including tax)

Action Item Description:

Purchase of goods for IT infrastructure including network switches, wireless access port (WAP) controllers, and WAP licenses.

RFP Bond Budget Impact (Describe as budgeted or non-budgeted.):

$40,000.00 Budgeted within Pavilion FFE budget.
$18,267.13 Budgeted within Pavilion Contingency budget
Note: This is a partial purchase, additional IT equipment is required at later date.

Non RFP Bond Budget Impact (i.e., Park Fund or Cumulative Reserve):

Executive Team Recommendation:

The Executive Team recommends RFP Committee approval.

Urgency for Approval (describe impact if not approved):

Delay in installation and potentially a delay to staff access to City Network.

Options for Not Approving:

Delay to future Park Board meeting and potential delay of staff's ability to use facility as scheduled.

CompuNet, Inc.

9300/Wireless Quote

Contract Information:
WA, NASPO, AR233(14-19) 01114

Remit to:
Compunet, Inc.
PO Box 410802
Salt Lake City, UT 84141

Bill To:

City of Spokane

808 W Spokane Falls Blvd
Spokane, WA 99201-3301

Ship To:

City of Spokane

808 W Spokane Falls Blvd
Spokane, WA 99201-3301

Quote Information:

Quote #: DE120207

Version: 2
Delivery Date: 05/23/2019
Expiration Date: 06/23/2019

Prepared by:

Doug Eason
(208) 286-3026
deason@compunet.biz

Prepared for:

Del Murphy
(509) 625-6982
dimurphy@spokanecity.org

C9300

Description		List Price	Price	Qty	Ext. Price
C9300-48U-A	Catalyst 9300 48-port UPOE, Network Advantage	$11,050.00	$4,792.38	2	$9,584.76
CON-SNT-C93004UA	SNTC-8X5XNBD Catalyst 9300 48-port UPOE, Network Adva	$3,480.05	$2,436.04	2	$4,872.08
C9300-NW-A-48	C9300 Network Advantage, 48-port license	$0.00	$0.00	2	$0.00
S9300UK9-166	CAT9300 Universal image	$0.00	$0.00	2	$0.00
PWR-C1-1100WAC-P	1100W AC 80+ platinum Config 1 Power Supply	$0.00	$0.00	2	$0.00
PWR-C1-1100WAC-P/2	1100W AC 80+ platinum Config 1 Secondary Power Supply	$1,900.00	$826.50	2	$1,653.00
CAB-TA-NA	North America AC Type A Power Cable	$0.00	$0.00	4	$0.00
STACK-T1-50CM	50CM Type 1 Stacking Cable	$100.00	$43.50	2	$87.00
CAB-SPWR-30CM	Catalyst Stack Power Cable 30 CM	$95.00	$41.32	2	$82.64
C1-ADD-OPTOUT	Cisco ONE Add-On Session Opt Out (No Fulfillment)	$0.00	$0.00	2	$0.00
C9300-NM-8X	Catalyst 9300 8 x 10GE Network Module	$2,550.00	$1,109.25	2	$2,218.50
C9300-SSD-NONE	No SSD Card Selected	$0.00	$0.00	2	$0.00
C9300-DNA-A-48	C9300 DNA Advantage, 48-Port Term Licenses	$0.00	$0.00	2	$0.00
C9300-DNA-A-48-5Y	C9300 DNA Advantage, 48-Port, 5 Year Term License	$6,070.00	$2,640.45	2	$5,280.90

C9300

Description		List Price	Price	Qty	Ext. Price
SFP-10G-LR-S=	10GBASE-LR SFP Module, Enterprise-Class	$2,000.00	$870.00	4	$3,480.00
				Subtotal:	$27,258.88

5520

Description		List Price	Price	Qty	Ext. Price
AIR-CT5520-K9	Cisco 5520 Wireless Controller w/rack mounting kit	$20,845.00	$9,067.58	2	$18,135.16
CON-SNT-AIRT5520	SNTC-8X5XNBD Cisco 5520 Wireless Controller	$2,709.85	$1,896.90	2	$3,793.80
CAB-9K12A-NA	Power Cord, 125VAC 13A NEMA 5-15 Plug, North America	$0.00	$0.00	4	$0.00
LIC-CT5520-DTLS-K9	Cisco 5520 Wireless Controller DTLS License	$0.00	$0.00	2	$0.00
AIR-CT5520-SW-8.2	Cisco 5520 Wireless Controller SW Rel. 8.2	$0.00	$0.00	2	$0.00
AIR-PSU1-770W	770W AC Hot-Plug Power Supply for 5520 Controller	$699.00	$304.06	2	$608.12
AIR-BZL-C220M4	Cisco 5520 Wireless Controller Security Bezel	$0.00	$0.00	2	$0.00
AIR-MR-1X081RV-A	8GB DDR4-2400-MHz RDIMM/PC4-19200/single rank/x4/1.2v	$0.00	$0.00	8	$0.00
AIR-SD-32G-S	32GB SD Card for UCS servers	$0.00	$0.00	2	$0.00
AIR-TPM2-001	Trusted Platform Module 1.2 for UCS (SPI-based)	$0.00	$0.00	2	$0.00
AIR-PSU1-770W	770W AC Hot-Plug Power Supply for 5520 Controller	$0.00	$0.00	2	$0.00
AIR-CPU-E52609D	1.90 GHz E5-2609 v3/85W 6C/15MB Cache/DDR4 1600MHz	$0.00	$0.00	2	$0.00
AIR-CT6870-NIC-K9	PCIe Network Interface 20G	$0.00	$0.00	2	$0.00
AIR-SD240GBKS4-EV	240GB 2.5 inch Enterprise Value 6G SATA SSD	$0.00	$0.00	2	$0.00
AIR-DNA	CISCO DNA for Wireless - CHOOSE ONLY QTY 1 HERE	$0.00	$0.00	12	$0.00
AIR-DNA-TRK-5Y	CISCO DNA Wireless Term Tracker 5Y	$0.00	$0.00	12	$0.00
AIR-DNA-A-T	Aironet AP License Term Licenses	$0.00	$0.00	12	$0.00

5520

Description		List Price	Price	Qty	Ext. Price
AIR-DNA-A-T-5Y	Aironet CISCO DNA Advantage 5 Year Term License	$0.00	$0.00	12	$0.00
WLC-AP-T	Aironet AP License Term Licenses	$0.00	$0.00	12	$0.00
WLC-AP-T-5Y	Aironet AP License 5 Year Term License	$0.00	$0.00	12	$0.00
PI-LFAS-AP-T	Prime AP Term Licenses	$0.00	$0.00	12	$0.00
PI-LFAS-AP-T-5Y	PI Dev Lic for Lifecycle & Assurance Term 5Y	$0.00	$0.00	12	$0.00
AIR-DNA-NWSTACK-A	AIR CISCO DNA Perpetual Network Stack	$0.00	$0.00	12	$0.00
D-CISCODNAS-SEE-T	Cisco DNA Spaces See Term License for Cisco DNA	$0.00	$0.00	12	$0.00
D-CISCODNAS-SEE-5Y	Cisco DNA Spaces See Term 5Y	$0.00	$0.00	12	$0.00
AIR-DNA-A	Aironet CISCO DNA Advantage Term Licenses	$0.00	$0.00	12	$0.00
AIR-DNA-A-5Y	Aironet CISCO DNA Advantage Term Licenses	$720.00	$313.20	12	$3,758.40
				Subtotal:	$26,295.48

Shipping

Description		List Price	Price	Qty	Ext. Price
Shipping	Free Ground Shipping	$0.00	$0.00	1	$0.00

CompuNet, Inc.

9300/Wireless Quote

Contract Information:
WA, NASPO, AR233(14-19) 01114

Remit to:
Compunet, Inc.
PO Box 410802
Salt Lake City, UT 84141

Quote Summary

Description	Amount
C9300	$27,258.88
5520	$26,295.48
Subtotal:	$53,554.36
Estimated Tax:	$4,712.77
Total:	$58,267.13

Taxes, shipping, handling and other fees may apply. We reserve the right to cancel orders arising from pricing or other errors. Your electronic signature, per the Electronic Signature Act, is considered equivalent to your signed and faxed signature, and allows you to accept and place your order. A copy of this acceptance and the attached proposal document will be sent to your email address to complete your order acceptance. You are NOT required to electronically sign your order, you may fax or email your signed proposal to your Account Manager.

City of Spokane

Signature: _____

Printed Name: _____

Date: _____

PO Number: _____

Return to agenda

Riverfront Park Redevelopment Project Update

May 2019

Bond Budget Utilization Through May 2019

(November 8, 2018 Approved Budget)

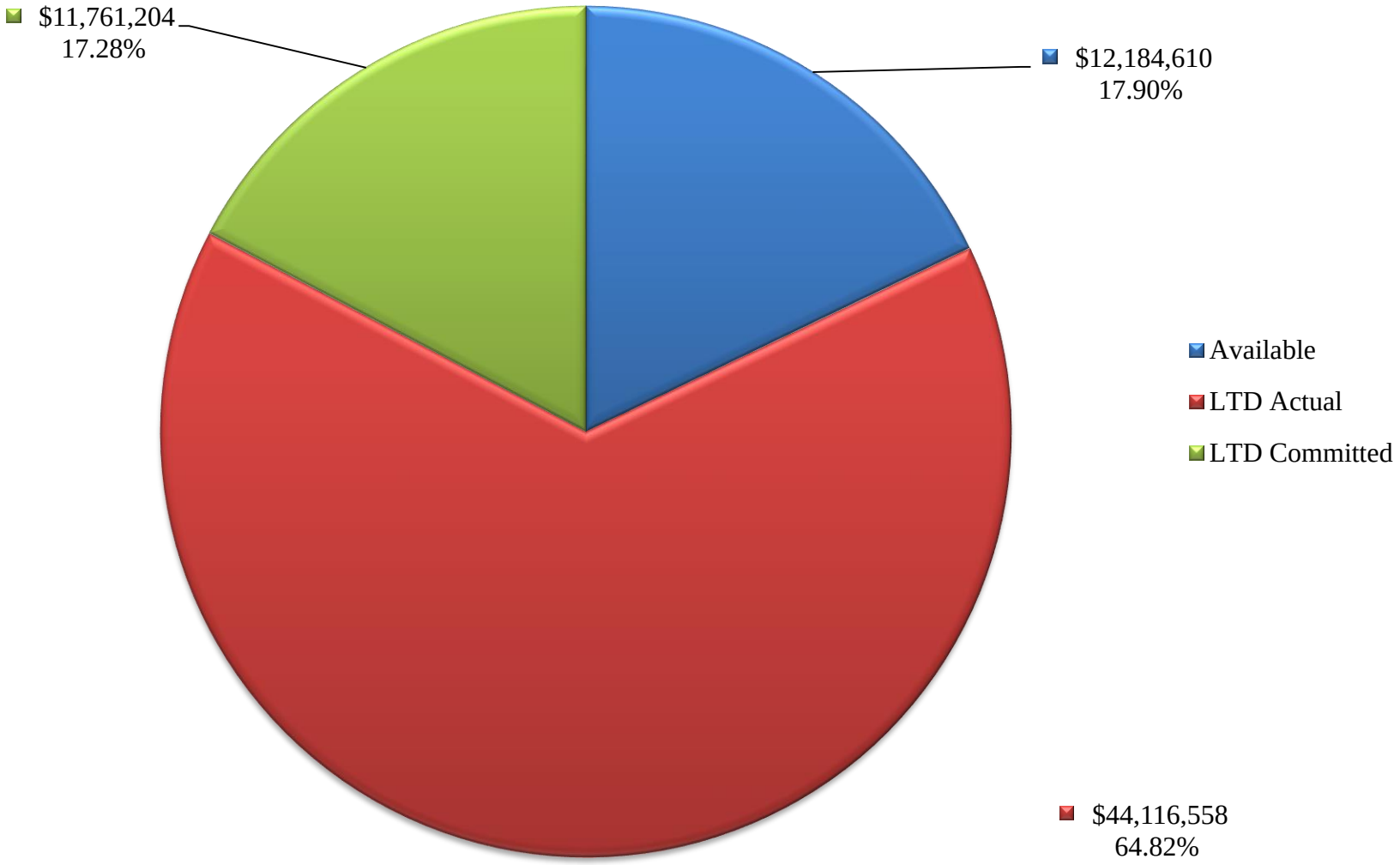

Comparison of Approved Bond Budget to Actual & Committed Expenditures
May 2019

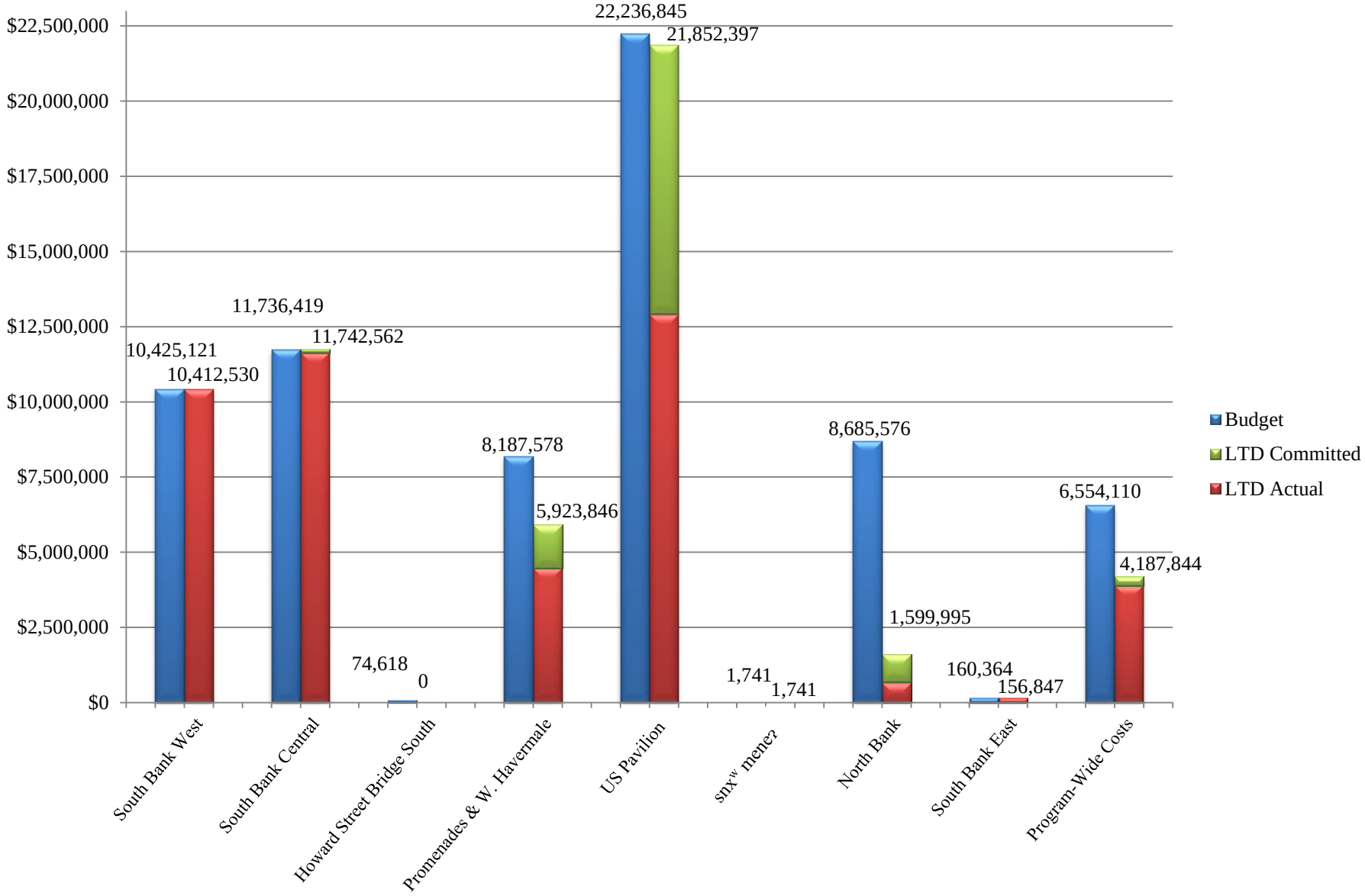

Bond Budget by Project
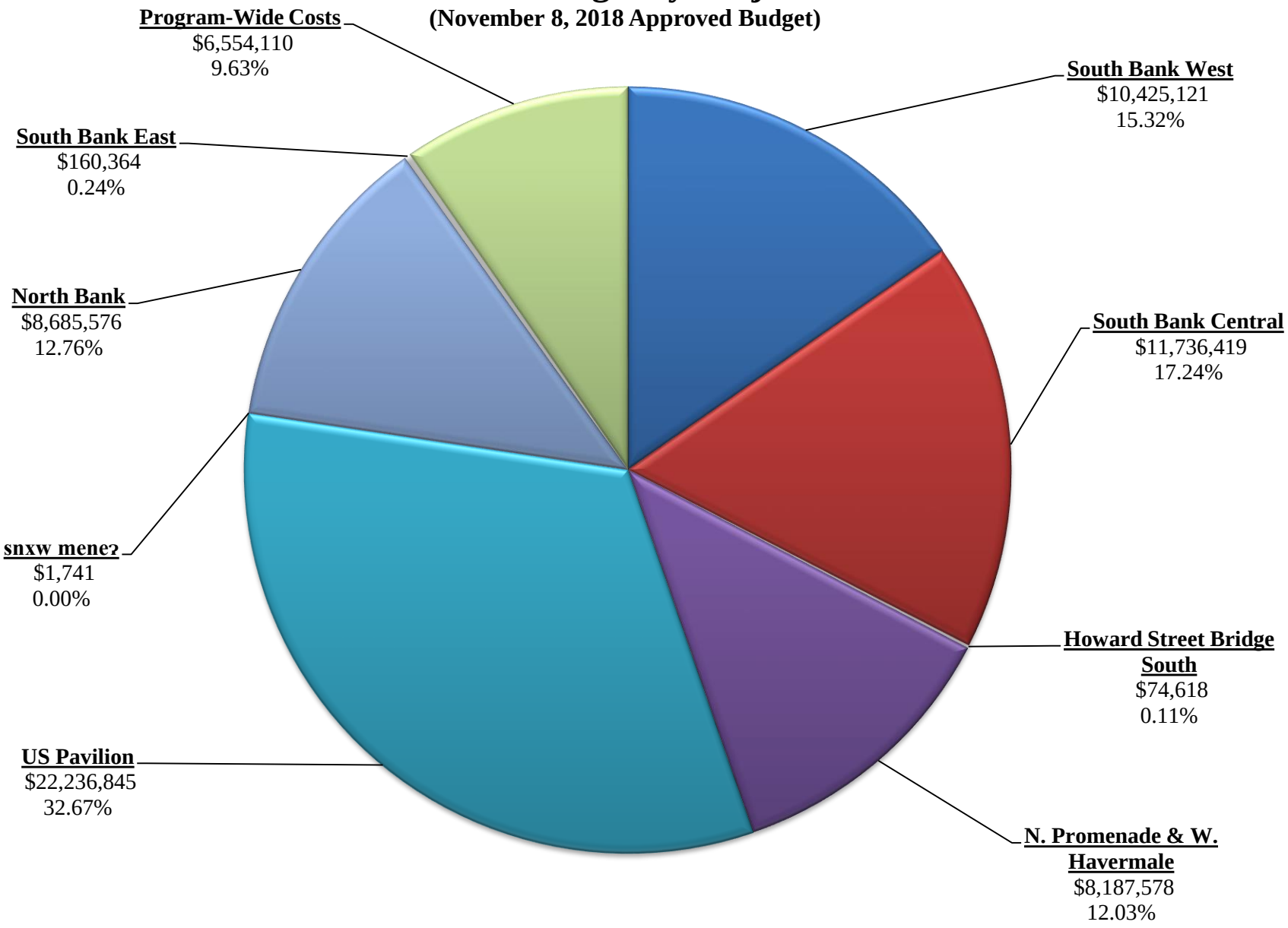
(November 8, 2018 Approved Budget)