



Spokane Park Board

3:30 p.m. Feb. 14, 2019

City Council Chambers, lower level City Hall
808 W. Spokane Falls Blvd., Spokane, Washington

Park Board Members:

- X Nick Sumner – President
- X Jennifer Ogden – Vice President
- X Garrett Jones – Acting Secretary
Ted McGregor (Absent/excused)
- X Rick Chase (Left: 5:09 p.m.)
- X Greta Gilman
- X Sally Lodato
Gerry Sperling (Absent/excused)
Jamie SiJohn (Absent/excused)
- X Bob Anderson
- X Mike Fagan – Council Liaison

Parks Staff:

- Jason Conley
- Mark Buening
- Al Vorderbrueggen
- Carl Strong
- Jennifer Papich
- Angel Spell
- Jonathan Moog
- Berry Ellison
- Pamela Clarke

Guests:

- Carla Cicero
- Leroy Eadie
- Juliet Sinisterra
- Jeff Edwards
- Pat Keegan
- Anna Walls
- Pat Dalton
- Otto Klein
- Eric Lester
- Children from YMCA

MINUTES

(Click [HERE](#) to view a video recording of the meeting.)

1. **Roll Call:** *Pamela Clarke*
See above

2. **Minutes:**
A. Jan. 10, 2019, regular Park Board meeting minutes and Jan. 10, 2019, study session minutes

Motion No. 1: Nick Sumner moved to approve the Jan. 10, 2019, regular Park Board meeting minutes and Jan. 10, 2019, study session minutes.

Mike Fagan seconded.

The motion passed with unanimous consent (9-0 vote).

3. **Additions or Deletions to the Agenda:**
A. None

4. **Special Guest:**
A. [SYSCA update](#) – Jeff Edwards, Corbin Senior Activity Center executive director, presented a recap of the activities, fundraising accomplishments and participation hours at Spokane's 10 youth, senior and community centers.

5. **Special Discussion/Action Items:**
A. Parks and Recreation Director Leroy Eadie's retirement/appreciation plaque – Nick Sumner thanked Leroy Eadie for his 10 years' of service as director of Parks and Recreation. Each board member followed Mr. Sumner sharing their gratitude for Mr. Eadie's expertise and guidance. Mr. Eadie expressed gratitude for having the opportunity to work with a dedicated

Park Board and tremendous staff over the years. Mr. Sumner presented Mr. Eadie an appreciation plaque on behalf of the Park Board and staff.

B. [Election of 2019 Park Board officers](#) – Park Board Nomination Ad Hoc Committee Chair *Bob Anderson* presented the proposed 2019 slate of Park Board officers as recommended by the Nomination Ad Hoc Committee. The recommended slate included Nick Sumner as president, Jennifer Ogden as vice president and Garrett Jones as secretary. Following the vote, Mr. Sumner noted his goal as president this year is to improve communication. As part of that goal he emphasized the importance of board members to solely use their city emails for all city-related business. He explained this direction aligns with the requirements outlined in the Public Records Act in the RCWs.

Motion No. 2: Bob Anderson moved to approve the slate of 2019 Park Board officers as presented.

Rick Chase seconded.

The motion passed with unanimous consent (9-0 vote).

C. [Reappointment to the Park Board/Gerry Sperling](#) – *Nick Sumner* explained *Gerry Sperling* filled an unexpired term from Feb. 8, 2018, until Feb. 5, 2019. This reappointment will be her first full term which will expire Feb. 6, 2024.

Motion No. 3: Nick Sumner moved to approve the reappointment of Gerry Sperling to the Park Board.

Bob Anderson seconded.

The motion passed with unanimous consent (9-0 vote).

D. [Appointment of Finance Committee chair and Urban Forestry Tree Committee/Bob Anderson](#) – *Bob Anderson* has served as Finance Committee chair pro tem since Feb. 5 upon the retirement of Chris Wright from the Park Board. Mr. Wright's departure also left an alternate member vacancy on the UFTC.

Motion No. 4: Nick Sumner moved to approve the appointment of Bob Anderson as Finance Committee chair and alternate member of the Urban Forestry Tree Committee.

Rick Chase seconded.

The motion passed with unanimous consent (9-0 vote).

E. [Appointment to the Riverfront Park Executive Team/Mike Fagan](#) – A vacancy was created on the Executive Team due to the retirement of Chris Wright from the Park Board, and when City Council President Ben Stuckart and City Council member Lori Kinnear recently stepped down from the ET.

Motion No. 5: Nick Sumner moved to approve the appointment of Mike Fagan to the Riverfront Park Executive Team.

Jennifer Ogden seconded.

The motion passed with unanimous consent (9-0 vote).

F. [Appointment of the Park Board Nomination Ad Hoc Committee](#) – *Nick Sumner* explained

the Nomination Ad Hoc Committee is scheduled to be appointed in the near future.

6. **Claims:** [Claims for the month of January 2019](#) – *Bob Anderson*

Motion No. 6: Bob Anderson moved to approve claims for the month of January 2019 in the amount of \$3,482,968.00.

Sally Lodato seconded.

The motion passed with unanimous consent (9-0 vote).

7. **Financial Report & Budget Update:** – *Mark Buening* reported there is no financial report since the yearend closeout figures are not available at this time. There will be a double report next month including the end-of-year 2018 financial report and the monthly report.

8. **Special Discussion/Action Items:**

A. None

9. **Committee Reports:**

Riverfront Park Committee: Feb. 11, 2019, *Jennifer Ogden*

- A. [Skate Ribbon and SkyRide title sponsorship agreement](#) – *Jonathan Moog* presented the Skate Ribbon and SkyRide naming partnership contract. The agreement spells out the exclusive sponsorship and signage rights for the Skate Ribbon and SkyRide. A sponsorship fee of \$90,000 annually will be paid to Parks from 2019 through 2028. Mr. Moog said this title sponsorship will provide additional free and low-cost programs, and funding for programming operations. The agreement awards the sponsor naming rights on the Christmas Tree Lighting Ceremony, and the opportunity to develop two additional annual events, one winter and a summer one. The sponsor also has these additional benefits: 1) the first right of refusal to provide an ATM on the Skate Ribbon and SkyRide premises; 2) 100 Skate Ribbon and 100 SkyRide passes which may be given to an area non-profit organization; and 3) four tickets to each paid event in the Pavilion concert series. *Jennifer Ogden* pointed out the Park Board and staff will work diligently to see that this partnership is done correctly. She explained this park is the heart of Spokane and this kind of support is what puts Spokane on the map just as it did in 1974. The redevelopment project allowed Parks to develop the venue, but it will be the extra support from the community that will allow Riverfront Park to truly serve its citizens to the fullest. Ms. Ogden added this sponsor is a community-minded, committed organization and this makes this partnership a beautiful fit. Following the vote, Mr. Sumner announced the first title sponsor of Riverfront Park, and naming sponsor of the Skate Ribbon and SkyRide will be Numerica Credit Union. At that moment, confetti showered the Council Chambers from confetti cannons launched by Park Board members. The crowded chambers, mostly youngsters from the YMCA, joined in the shouts of joy and applause. Mr. Sumner invited Numerica President and CEO Carla Cicero to the podium. She said this partnership exemplifies Numerica's commitment to helping communities live well by coming together and celebrating the events and people that make this an amazing place to live. Ms. Cicero explained the group of children from the YMCA, who were at the meeting, will now head over to the park and be treated to free rides on the Numerica SkyRide and complimentary skating at the Numerica Skate Ribbon. Starting Friday, the Numerica Skate Ribbon and SkyRide will celebrate the naming with free admission to the Numerica Skate Ribbon in exchange for a canned food donation to Second Harvest. This will end Monday, Feb. 18.

Motion No. 7: Nick Sumner moved to approve the Skate Ribbon and SkyRide title sponsorship contract as presented.

Jennifer Ogden seconded.

The motion passed with unanimous consent (9-0 vote).

B. [Avista contract amendment for Huntington Park maintenance services and lease/Post Street annex \(\\$65,820\)](#) – *Jonathan Moog* presented a proposed contract amendment #2 with Avista for maintenance services and a two-year lease agreement at the Post Street Annex at Huntington Park. Mr. Moog explained Parks would lease the second floor of the annex. This space would be used as a temporary maintenance facility until a permanent facility is built in the park. The total rental obligation would be \$65,820 and will be repaid through extension of the Huntington Park maintenance agreement between Avista and Parks. Approval of the contract will obligate the City to pay the maintenance support at Huntington Park with an extended term through Dec. 31, 2024. Parks plans to move out of its current maintenance facility on the north bank at the end of February.

Motion No. 8: Jennifer Ogden moved to approve the proposed contract amendment with Avista for Huntington Park maintenance services and the two-year lease agreement of the Post Street Annex with a total rental obligation of \$65,820.

Bob Anderson seconded.

The motion passed with unanimous consent (9-0 vote).

C. [Cameron-Reilly contract/Sister Cities Garden \(\\$298,982.40 tax inclusive\)](#) – *Berry Ellison* presented a proposed construction contract with Cameron-Reilly for the base bid and alternates #1 and #3 for the Sister Cities Garden project in the amount of \$298,982.40, tax inclusive. The agreement includes \$199,648 for the base bid for landscaping from the bond budget, \$82,688 for the decorative concrete slab and \$16,646.40 for Grasspave2, a subsurface, soil-filled cellular matrix that supports vehicular traffic. The soil-filled cells are then planted with turf grass. Sister Cities of Spokane have agreed to cover the cost of the decorative concrete slab and Avista Corporation has agreed to pay for the Grasspave2. A budget reallocation of \$36,448 would be transferred from bond contingency to construction to cover the cost.

Motion No. 9: Jennifer Ogden moved to approve the construction contract with Cameron-Reilly for the base bid and alternates #1 and #3 for the Sister Cities Garden project in the amount of \$298,982.40, tax inclusive.

Sally Lodato seconded.

The motion passed with unanimous consent (9-0 vote).

D. [Garco Construction change order #12/Pavilion and Promenades \(\\$633,959, plus tax\)](#) – *Berry Ellison* presented the proposed change order #12 with Garco Construction for work on the Pavilion and Promenades projects in the amount of \$633,959, plus tax. The change order also involves a Pavilion budget reallocation of \$483,445 from bond contingency to construction and a Promenade budget reallocation of \$150,514 from contingency to construction. This change order includes: 1) revised layout/add concessions and kitchen; 2) seal concrete floor in the ring and reconfigure for the stage; 3) seat wall illumination; 4) vinyl wall covering; 5) additional interior design; 6) WiScape for Oak Allee lighting; 7) concrete, lighting and landscaping; 8) conduit for the Expo butterfly and lighting for the blue bridge; and 9) wayfinding signs for the Promenades and Centennial Trail.

Motion No. 10: Jennifer Ogden moved to approve change order #11 with Garco Construction

in the amount of \$633,959, plus tax, for work on the Pavilion and Promenades.

Sally Lodato seconded.

The motion passed with unanimous consent (9-0 vote).

F. The next scheduled meeting is 8:05 a.m. March 11, 2019, in the City Council Briefing Center.

Urban Forestry Tree Committee: Feb. 5, 2019, *Rick Chase*

A. Action Items: None

B. The next regularly scheduled meeting is 4:15 p.m. March 5, 2019, at the Woodland Center, Finch Arboretum.

Golf Committee: (The Feb. 12 meeting was canceled.), *Gerry Sperling*

A. Action Items: None

B. The next scheduled meeting is 8 a.m. March 12, 2019, Finch Arboretum Woodland Center.

Land Committee: Feb. 6, 2019, *Greta Gilman*

A. [Peaceful Valley Trail interpretive and wayfinding master plan and resolution](#) – *Nick Hamad* presented the Peaceful Valley interpretive and wayfinding master plan and resolution. The new approximately one-mile long Peaceful Valley Trail will run along the south side of the Spokane River from Redband Park to the Sandifur Memorial Bridge in People's Park. Mr. Hamad explained this new trail provides opportunities for directional and interpretive signage, as well as signature art installations celebrating the region's cultural, historical, environmental and spiritual heritage.

Motion No. 11: Greta Gilman moved to approve the Peaceful Valley Trail interpretive and wayfinding master plan and resolution as presented.

Sally Lodato seconded.

The motion passed with unanimous consent (9-0 vote).

B. [Parks surplus property policy](#) – *Jason Conley* presented the proposed Parks surplus property policy which outlines the procedure for the disposition of surplus real property under the control of the Park Board. Mr. Conley explained the purpose of the policy is to establish a predictable and functional uniform policy and procedure, consistent with Charter Section 48, governing disposition of Parks property that is surplus to the needs of the division and provides a reasonable return. Nick Sumner invited two citizens to the podium for public comment relating to the proposed policy.

1. *Anna Walls*, a law student representing the Gonzaga Law School Environmental Law and Land Use Clinic, said the policy needs to account for undeveloped park land the community informally uses as parks. Ms. Walls said her organization is concerned the proposed policy has little definition of surplus land. She added before selling property it should be determined by the City, School District 81 and the Library Board where the property could possibly serve as another important public function. She asked that the following language be added: "The applicable neighborhood council is provided notice and afforded an opportunity to comment on any proposal to declare Park property surplus within their neighborhood boundaries." She added, the law clinic does not oppose the sale of property that serves no public function; however, the definitions and process should be tightened up to ensure that

public lands serve an important recreation function are not sold.

2. *Pat Keegan* with the Friends of the Bluff volunteer organization. While he is not opposed to a land surplus policy, Mr. Keegan does believe there are a few changes he would like to see. Suggested changes included: 1) clarify the definition of a park; 2) add language to ensure any Park land that has recreation or some park function may not be eligible for a sale; 3) notifications should go out to adjacent or nearby neighborhood councils and friends groups; 4) add the current uses of the property to the report; 5) document the benefits of the sale or the potential use of the funds, as it pertains to the Parks Division.

Greta Gilman referred the proposal back to the Land Committee for review.

C. [Bacon Concrete construction contract/Southeast Sports Complex \(\\$835,309, including tax\)](#)

– *Nick Hamad* presented the proposed construction contract with low bidder Bacon Concrete to construct the Southeast Sports Complex phase 1 project in the amount of \$835,309, including tax. Plans include replacing the baseball fields with multipurpose turf fields and adding a new shelter and playground equipment. Funding for the project will come from Washington State RCO grants totaling \$750,000 and the Spokane Parks capital funds. Staff responded to Park Board members' concerns regarding the removal of baseball fields explaining opportunities for providing additional baseball fields on Park land will be a high priority moving forward. An adjacent gravel road, 46th Avenue, will also be upgraded to meet requirements, while Altamont Road to the west of the complex is not scheduled for improvements at this time.

Motion No. 12: Greta Gilman moved to approve the proposed contract with Bacon Concrete for the construction of the Southeast Sports Complex phase 1 project in the amount of \$835,309, including tax.

Rick Chase seconded.

The motion passed with unanimous consent (9-0 vote).

D. [CXT Concrete Buildings/Southeast Sports Complex restroom purchase \(\\$137,653.49, including tax\)](#)

– *Nick Hamad* presented the purchase of a pre-fabricated restroom facility for the Southeast Sports Complex. The building is fully customizable, and the design review committee asked that the façade be made of brick and the roof be metal to match the farm community that surrounds it. In addition, an upgrade to the drinking fountain to include a bottle filler will be made.

Motion No. 13: Greta Gilman moved to approve the purchase of a pre-fabricated restroom from CXT Concrete Buildings for the Southeast Sports Complex in the amount of \$137,653.49.

Bob Anderson seconded.

The motion passed with unanimous consent (9-0 vote).

E. [Northwest Playground Equipment Inc./Southeast Sports Complex playground equipment purchase \(\\$83,323.60, including tax\)](#)

– *Nick Hamad* presented the proposed purchase of playground equipment for the Southeast Sports Complex. The proposal includes a five-piece set of equipment to include: 1) equipment for the 2-5-year-old age group; 2) equipment for the 5-12 year olds; 3) a six-bay swing set; 4) small climbing wall; and 5) a wheelchair accessible

piece of equipment. Similar to the restroom purchase, the City will purchase the equipment and the contractor will install it.

Motion No. 14: Greta Gilman moved to approve the Southeast Sports Complex playground equipment purchase in the amount of \$83,323.60.

Mike Fagan seconded.

The motion passed with unanimous consent (9-0 vote).

Rick Chase left the meeting at 5:09 p.m.

F. Redband Park sculpture proposal – *Garrett Jones* presented the proposed donation of an art sculpture and plaza at Redband Park. Last September, the Park Board renamed the former Glover Field to Redband Park in response to a proposal from a partnership of Spokane Indian Baseball Club, Spokane Tribe, Peaceful Valley neighborhood and the Spokane River Forum. When renamed, Redband Park was extended to include Park lands adjacent to the river along Water Street in Peaceful Valley. The donors are requesting to have the sculpture installed within a new plaza at the park. Mr. Jones presented an image of a prototype of the proposed sculpture. The 7.5-foot tall stainless steel Redband trout sculpture will sit atop a 4-foot base. The art is to be created by metal works sculptor Chris Anderson of Colville.

Motion No. 15: Greta Gilman moved to approve the donation of the Redband Park sculpture and plaza as presented.

Sally Lodato seconded.

The motion passed with unanimous consent (8-0 vote).

G. The next scheduled meeting is 3 p.m. March 6, 2019, Park Operations Complex, 2304 E. Mallon.

Recreation Committee: Feb. 7, 2019, *Sally Lodato*

A. Action Items: None

B. The next scheduled meeting is 5 p.m. March 7, 2019, Sinto Senior Center, 1124 W. Sinto Ave.

Finance Committee: (The Feb. 12 meeting was canceled.) *Bob Anderson*

A. Action Items: None

B. The next regularly scheduled meeting is 3 p.m. March 12, 2019, City Conference Room Lobby - Tribal, first floor City Hall.

Bylaws Committee: *Jennifer Ogden*

A. Action Items: None

10. **Reports:**

Park Board President: *Nick Sumner*

1. Nick Sumner recognized Pamela Clarke for her work at Parks and Recreation and wished her luck on her move to another position with the City. Additional Park Board members extended their appreciation.

Liaison reports:

1. Conservation Futures Liaison – *No report was given.*
2. Parks Foundation Liaison – *No report was given.*
3. Council Liaison – *Mike Fagan* updated the board about an annual event held at the Hemmingson Center at Gonzaga University to raise unrestricted funds for DSHS sponsored children. He urged people to get more information at www.spokaneneyc.com. Mr. Fagan added there will not be a city council meeting Monday night.

Director's report: *Garrett Jones*

1. Garrett Jones thanked the staff and Park Board for the support he has been given in the transition to acting director of Parks and Recreation. He also wished Ms. Clarke well wishes in her new endeavor.

11. **Executive Session:**

A. None

12. **Correspondence:**

A. Letters/emails: None

B. Newsletters: Hillyard Senior Center

13. **Public Comments:** None

14. **Adjournment:** The meeting was adjourned at 5:24 p.m.

15. **Meeting Dates:**

A. Next Committee meeting dates:

Urban Forestry Committee: 4:15 p.m. March 5, 2019, Woodland Center, Finch Arboretum

Land Committee: 3 p.m. March 6, 2019, Manito Park meeting room, Manito Park

Recreation Committee: 5 p.m. March 7, 2019, Sinto Senior Center, 1124 W Sinto Ave.

Riverfront Park Committee: 8:05 a.m. March 11, 2019, City Council Briefing Center

Golf Committee: 8 a.m. March 12, 2019, Finch Arboretum Woodland Center

Finance Committee: 3 p.m. March 12, 2019, City Conference Room Lobby - Tribal, first floor City Hall

B. Next Park Board: 3:30 p.m. March 14, 2019, City Council Chambers

C. Park Board Study Session: No session scheduled at this time.

Minutes approved by:


Garrett Jones, Acting Director of Parks and Recreation

SYSCA

**Spokane Youth
& Senior Centers
Association**

2018 SYSCA Year End Totals

Attendance / Fundraising / Volunteers

	Attendances By Quarter				<u>Attendance</u>	<u>Fundraising</u>	<u>Volunteer Hrs</u>
<u>Center</u>	<u>1st Qtr</u>	<u>2nd Qtr</u>	<u>3rd Qtr</u>	<u>4th Qtr</u>	<u>Totals</u>	<u>Totals</u>	<u>Totals</u>
NE Youth Ctr	32,139	44,153	63,084	31,844	171,220	\$ 24,450	2,986
West CentralCC	18,312	28,127	38,375	20,481	105,295	\$ 6,450	1,330
Southwest CC	7,066	6,438	13,838	6,400	33,742	\$0	2,285
ECCC / ML King Ctr	4,697	8,214	24,615	21,140	58,666	\$0	99
Hillyard Sr Ctr	17,805	22,612	20,066	19,780	80,263	\$ 49,173	9,252
Southside AC	18,621	20,732	19,425	25,790	84,568	\$ 30,000	5,315
Corbin Sr Ctr	22,838	21,634	26,829	27,870	99,171	\$ 50,370	6,672
Mid City Concerns	5,415	4,997	4,461	5338	20,211	\$ 49,833	2,189
Sinto Sr Ctr	10,468	11,768	10,605	10,505	43,346	\$ 23,526	10,317
Project Joy	<u>7,301</u>	<u>6,657</u>	<u>3,818</u>	<u>7,399</u>	<u>25,175</u>	<u>\$ 0</u>	<u>12,227</u>
Grand Totals	144,662	175,332	225,116	176,547	721,657	\$ 233,852	52,672

SYSCA

Spokane Youth
& Senior Centers
Association

Hillyard Senior Activity Center

2018 Recreation Highlights



- 10 week Wii Bowling League with 18 senior bowlers.
- Outdoor Recreation adventure programs that included Kayaking, and Snowshoeing.
- 19th year of the Senior Summer Croquet League at Franklin Park.
- Summer Pool Party & Aqua Exercise Class at the Hillyard Pool.
- Multiple Themed Special Events 50's , Halloween, Western, Octoberfest!
- Multiple Day & Overnight Travel Trips



SYSCA

**Spokane Youth
& Senior Centers
Association**

Corbin Senior Activity Center

2018 4th Qtr Highlights

Corbin's 4th quarter was full of life giving socialization and a little joy in each senior's day. As the weather turned cold we shifted to more inside events. However, we had plenty of day trips that took the seniors all throughout Spokane County on adventures.

We started the quarter with our annual Auction & Gala which serves as our cornerstone fundraiser for the year. This is a member led initiative and volunteer run event in which the membership takes great pride.

We followed that with our Veteran's Lunch which was sponsored by Veteran owned businesses throughout Spokane. Consequently, veterans and all veteran spouses were able to eat completely free.

Wrapping up the year we held our traditional Christmas Lunch where members enjoyed a family style lunch while entertained by the Chamber Choir from Lewis and Clark HS. The seniors also brought donations to support local foster youth through Embrace Washington.



SYSCA

**Spokane Youth
& Senior Centers
Association**

Sinto Senior Center

2018 4th Qtr Highlights

During the final quarter of 2018 Sinto hosted their major holiday fundraisers and special events. The finale quarter saw our Veterans Lunch, Thanksgiving Dinner, and Christmas Brunch. Everything went well. During the past year members spent several months dealing with Ballroom renovations. We are pleased that all renovation has been finalized. We are eager to use the renovations to help raise capital through weekend rentals and special event usage of the remodeled Ballroom! Sinto looks forward to building up activity programs and lunching educational classes for the 2019 year.

Sinto also collected over 200 toys for Toys for Tots and put together gift baskets for members who are no longer physically able to make it to the center over the holidays.



SYSCA

Spokane Youth
& Senior Centers
Association

Southside Community Center

2018 4Qtr Highlights

In the 4th quarter of 2018, Southside Community Center blessed the community with a myriad of activities. Families dressed up in pajamas for breakfast with Santa and veterans converged for a veteran celebration which included several World War 2 veterans.

Tunka, the greeting dog, welcomed many to the center and children met up to practice a little karate. Top that off with a generation donation from STCU and you've got a great final quarter of 2018.



SYSCA

**Spokane Youth
& Senior Centers
Association**

West Central Community Center

Faces of WCCC 2018



**BEFORE & AFTER
SCHOOL PROGRAM**



CHESS CLUB



HALLOWFEST



**HOMEWORK
CLUB**



SYSCA

**Spokane Youth
& Senior Centers
Association**

Northeast Youth Center

2018 4Qtr Updates



The after school art program has been a huge success a NEYC as the have been having a blast doing clay sculpting, water color art, acrylic paint, portraits, marbling and many other types of projects.

We are gearing up for our community Valentines event on Friday which will include tons of activities, cookie decorating and pizza.

NEYC is also in full preparation for our auction on March 9th at Gonzaga Universities Hemmingson Center. Tickets are still available and for this major event and NEYC appreciates all support.

SYSCA

**Spokane Youth
& Senior Centers
Association**

Project Joy

4th Qtr Highlights



Grandpas' Sound



Senior Serenaders



Jim Brink

Project Joy had a busy fourth quarter performing in the community. Some of our most popular entertainers the last quarter of the year were Grandpas' Sound, Senior Serenaders and Jim Brink. Our members presented 88 performances in October, November and December. All of our groups especially enjoy performing holiday favorites in December.

Spokane Park Board February 2018 – February 2019	Term Ends	Riverfront	Golf	Land	Recreation	Finance	Urban Forestry	Bylaws	Riverfront Park Executive Team	Joint Arts	Liaisons
Sumner, Nick – President nsumner@spokanecity.org	2020		✓					✓	✓	✓	CF
Chase, Rick – Vice President rchase@spokanecity.org	2022	✓	✓				Chair				
Vacant											
McGregor, Ted tmcgregor@spokanecity.org	2020	Chair			✓				✓	✓	PF
Gilman, Greta ggilman@spokanecity.org	2023			Chair	✓				✓		
Bob Anderson banderson@spokanecity.org	2022		✓			Chair	Alternate				
Sally Lodato slodato@spokanecity.org	2022			✓	Chair			✓			
Ogden, Jennifer jmogden@spokanecity.org	2021	✓		✓			✓	Chair		✓	
Gerry Sperling gsperling@spokanecity.org	2024	✓	Chair			✓			✓		
Jamie SiJohn jsijohn@spokanecity.org	2023	✓		✓							
Fagan, Mike mfagan@spokanecity.org	N/A			✓					✓		Council

PF = Spokane Parks Foundation

CF = Conservation Futures

**CITY OF SPOKANE PARK AND RECREATION DEPARTMENT
JANUARY 2019 EXPENDITURE CLAIMS
FOR PARK BOARD APPROVAL - FEBRUARY 14, 2019**

PARKS & RECREATION:

SALARIES & WAGES	\$	749,680.15
MAINTENANCE & OPERATIONS	\$	106,814.06
CAPITAL OUTLAY	\$	370,239.42
PARK CUMULATIVE RESERVE FUND	\$	5,625.38

RFP BOND 2015 IMPROVEMENTS:

CAPITAL OUTLAY	\$	2,086,211.33
----------------	----	--------------

GOLF:

SALARIES & WAGES	\$	72,110.01
MAINTENANCE & OPERATIONS	\$	83,029.29
CAPITAL OUTLAY	\$	9,258.36

TOTAL EXPENDITURES:	\$	3,482,968.00
----------------------------	-----------	---------------------

**CITY OF SPOKANE - PARKS & RECREATION
SPONSORSHIP AGREEMENT
“Title Sponsor”**

THIS AGREEMENT (“Agreement”) is entered into this ____ day of _____, 2019, by and between “Title Sponsor”, a Washington corporation (““Title Sponsor”” or “Advertiser”) and the CITY OF SPOKANE - PARKS & RECREATION, a Washington municipal corporation (“Parks), (collectively “Parties”).

WHEREAS, Parks owns and operates the “Title Sponsor” Skate Ribbon & SkyRide facility (“Facility”), and

WHEREAS, Parks, as owner of the Facility, has the exclusive authority to grant and control marketing, advertising, signage, naming rights, and sponsorship rights in the Facility, and

WHEREAS, Pursuant to the terms of the Riverfront Park Facility Title Sponsorship and Promotional Sales Consulting Agreement originally dated November 3, 2017, Brett Sports & Entertainment (“BS&E”) has assisted Parks in the process of marketing the title sponsorship opportunity and negotiating this agreement, and

WHEREAS, “Title Sponsor” desires to become the title sponsor of the Facility, with rights as set forth in Exhibit A, attached hereto and incorporated herein by reference; and

NOW, THEREFORE, in consideration of the commitments made and benefits to be received in this Agreement, the Parties agree:

AGREEMENT

1. Sponsorship Signage Rights.

Parks hereby grants to “Title Sponsor” certain sponsorship and signage rights for the Skate Ribbon & SkyRide as detailed in Exhibit A of this Agreement. Parks and “Title Sponsor” agree to the terms, conditions, and other mutual obligations regarding the sponsorship rights under this Agreement.

a. Rights in the “Title Sponsor” Skate Ribbon & SkyRide.

i. **Rights:** The parties agree that “Title Sponsor” is purchasing exclusive sponsorship and signage rights to the Skate Ribbon & SkyRide, which will be known as the ““Title Sponsor” Skate Ribbon & SkyRide”, as detailed in Exhibit A.

ii. **System Rights.** “Title Sponsor” acknowledges that Parks may sell, subject to Paragraph 5 below, any remaining Facility advertising rights to other advertisers. The advertising rights purchased hereunder shall include the incorporation of “Title Sponsor’s” name in accordance with Exhibit A. Display of the “Title Sponsor’s” identity may be limited during specially scheduled international and national events as determined appropriate by Parks. Parks will provide “Title Sponsor” notice of any such events. Parks shall have the right to approve all initial and replacement advertising prior to installation, which approval shall not be unreasonably withheld.

2. Sponsorship Fee Payment.

a. "Title Sponsor" shall pay to Parks an annual sponsorship fee of \$90,000.00 in 2019, 2020, 2021 2022, 2023, 2024, 2025, 2026, 2027 and 2028. An additional annual payment of \$10,000.00 shall be payable to Parks for each year stated above in which the Title Sponsor Parkway described in Exhibit A exists for at least six (6) months of such year. The initial annual fee is payable upon signature. Subsequent annual fees shall be paid on or before January 30 of each year of this agreement. The fee amount includes a one-time allowance for the Skate Ribbon and SKYRIDE initial signage design and cost of production. This initial design and cost of production/installation shall be capped at \$35,000. "Title Sponsor" may deduct the sign allocation cost of up to \$35,000 from the 2019 sponsorship fee should they choose to procure and install facility signage at "Title Sponsor" expense. "Title Sponsor" shall be responsible for any initial signage costs above \$35,000. "Title Sponsor" shall have prior approval on signage design and cost of production/installation.

b. "Title Sponsor" may extend the Initial Term an additional ten (10) years at a cost not to exceed \$90,000.00 per year with no parkway designation or \$100,000.00 with parkway designation for ten years; plus a maximum annual increase of up to twenty (20) percent based on market value inflation of sponsorship package. Valuation data to be provided by City of Spokane Parks & Recreation.

c. Parks shall send an invoice to "Title Sponsor" at least thirty (30) days prior to each payment due date. Payment from "Title Sponsor" shall be remitted to Parks at 808 W Spokane Falls Blvd., Fifth Floor, Spokane, Washington 99201.

d. In the event any payment due from the "Title Sponsor" is not received by Parks when due, Parks in its discretion may assess a late payment penalty charge equal to one and one half percent (1 ½ %) per month, but in no event to exceed that permitted by applicable law, which will be charged on any amount more than ten (10) days past due. Neither the existence of this provision, nor the acceptance by Parks of a late payment, prejudices Parks' rights contained in other portions of this Agreement.

3. Term.

a. "Title Sponsor" shall have the sponsorship and signage rights, as provided in Paragraphs 1 and 5, for a term of ten (10) years beginning date of signature in 2019 and ending March 31, 2029 (the "Initial Term"). "Title Sponsor" and Parks shall use their best efforts to have signage elements in place during the summer of 2019.

b. "Title Sponsor" is granted the right to extend this Agreement for an additional ten (10) years beyond the Initial Term. Fees for this extension are set forth in paragraph 2(b). To exercise the right to extend this Agreement, "Title Sponsor" shall notify BS&E and Parks in writing at least nine (9) months prior to the expiration of the Initial Term, or by May 31, 2028, if "Title Sponsor" desires to exercise this option. If the extension option is not exercised, the contract will expire at the end of the Initial Term and elements identified in Exhibit A shall revert to Parks.

4. Alterations.

a. Parks is responsible for the operation of the Facility Signage System ("System"). Parks shall have the right to alter the System at any time without "Title Sponsor's" consent, provided such alterations do not materially obscure or reduce "Title Sponsor's" advertising panels. If such alteration is made, Parks will notify "Title Sponsor" and Parks shall be responsible for the construction and installation of replacement advertising at its own expense.

b. The cost of any changes requested by "Title Sponsor" (or any company that it merges with or is acquired by), including but not limited to a change in name or logo, shall be the responsibility of "Title Sponsor". "Title Sponsor" will be responsible for all costs of replacing any and all signage and collateral materials that contain the sponsor's name. Any and all changes are subject to advance written approval from Parks, which approval shall not be unreasonably withheld.

5. Exclusivity. "Title Sponsor" shall be the only bank, thrift, credit union, finance company, financial services company (other than insurance companies who do not own a bank, mortgage company or finance company) or mortgage company with advertising rights in the Facility, so long as federal or state law or regulation does not prohibit such exclusivity rights.

6. Maintenance. Parks shall provide reasonable and customary maintenance of the Facility, for the term of this Agreement.

7. Taxes. "Title Sponsor" shall be responsible for reporting and payment of any excise, sales, use, or other taxes owing to any state or local taxing authority with respect to the sponsorship fees paid to the Parks.

8. Risk of Loss, Limitation of Warranties and Exclusion of Consequential Damages.

a. Parks shall assume the risk of casualty, loss, or damage to the signage described herein, and shall secure and maintain at its own expense insurance covering such risks, as Parks deems appropriate.

b. "Title Sponsor" acknowledges that there are no express or implied warranties other than those contained in this Agreement, and that Parks and BS&E make no other warranties, express or implied. "Title Sponsor" shall not be entitled to loss of profits, destruction of business, or any other damages including, but not limited to, any direct, indirect, special, incidental, or consequential damages arising out of the exercise of its rights under this Agreement.

c. "Title Sponsor" acknowledges that, except as set forth in Paragraph 10, the financial liability of Parks and BS&E is limited to the amount of the annual advertising payment as stated in Paragraph 2 (a).

9. Advertising Indemnification. "Title Sponsor" shall indemnify and hold harmless Parks and BS&E from and against all liability, costs, damages, and expenses of any kind or nature resulting from

the content of "Title Sponsor's" advertising. "Title Sponsor" shall maintain a policy of commercial general liability insurance in an amount of at least \$1,000,000 to include coverage for personal injury and advertising liability. Advertiser shall provide to Parks Certificates of Insurance to that effect and maintain Parks and City of Spokane and BS&E as additional insured on all policies. "Title Sponsor" shall provide to Parks a certificate confirming the existence of such insurance coverage.

10. Indemnification of "Title Sponsor". Parks shall indemnify, defend and hold harmless "Title Sponsor", its directors, officers, employees and agents from and against any and all claims, damages, losses, liabilities, costs and expenses (including reasonable attorneys' fees) resulting from, or arising out of, or in connection with any loss, injury or damage to the Facility and any bodily injury, death and property damage occurring on or about the Facility. This indemnification shall survive the termination of this Agreement and the financial liability limitation of Parks set forth in Section 8(c) shall not apply to this provision.

11. Events of Default.

a. The occurrence of any of the following events shall constitute an event of default under this Agreement:

i. the failure of "Title Sponsor" to pay the full amount of any payment due under this Agreement within forty-five (45) days of the due date;

ii. the failure of Parks or "Title Sponsor" to perform in any material respect any other material obligation herein, if that failure continues for thirty (30) days without remedy after written notice from the non-defaulting party.

b. In the case of any event of default, the non-defaulting party shall have all remedies available to it under law, including, but not limited to, the right to terminate this Agreement. In the case of default or breach of this Agreement by "Title Sponsor", Parks shall be entitled to remove any "Title Sponsor" sponsorship, advertising materials, or fixtures, which Parks deems necessary, at "Title Sponsor's" expense.

12. Assignment.

a. Parks may assign all or any portion of its rights under this Agreement without prior notice to or consent of "Title Sponsor".

b. The rights of "Title Sponsor" hereunder may not be assigned or transferred in whole or in part to another party without the prior written consent of Parks, which consent shall not be unreasonably withheld. Parks reserves the right to withhold consent to the extent any transfer or assignment would impair or conflict with exclusive advertising rights which Parks has granted to any other sponsor or advertiser.

13. Force Majeure. Parks shall not be responsible for events beyond their reasonable control, such as acts of God, weather delays, or government restrictions. The occurrence of such events, however, shall not relieve "Title Sponsor" of its payment obligations hereunder.

14. Entire Agreement. This Agreement contains the Entire Agreement between Parks and “Title Sponsor” with respect to the transactions and activities contemplated herein. No party shall be bound by or deemed to have made any agreement, representation, or warranty except as set forth in this Agreement. This Agreement supersedes any prior written or oral agreement of the Parties and shall be considered the sole Agreement between the Parties. This Agreement is intended by the Parties to be the final expression of their agreement as to advertising and sponsorship by “Title Sponsor” and is a complete and exclusive statement of the terms thereof. The covenants and agreements herein contained shall inure to the benefit of and be binding upon the legal representatives, successors, and permitted assigns of the Parties.

15. Compliance with Laws. During the performance of this Agreement, “Title Sponsor” and Parks shall comply with all applicable federal, state, and local laws and regulations relevant to this Agreement.

16. Relationship of the Parties. The Parties shall not be liable for any acts/omissions of the other Party. Neither execution of this Agreement nor performance by the Parties under this Agreement shall create any partnership, joint venture or agency relationship between the Parties. “Title Sponsor” shall not represent that it is an employee or agent of Parks.

17. Applicable Law and Venue. This Agreement shall be governed by the laws of the state of Washington. Venue for any action shall be Spokane County, Washington.

18. Prevailing Party Legal Expense. In any action to enforce or interpret this Agreement, the prevailing party shall be entitled as part of any judgment to recover its reasonable litigation costs including attorney fees.

19. Notices. Any notices required or permitted to be given under the terms of this Agreement shall be in writing and shall be deemed to be given upon receipt, if hand delivered, or four (4) days after mailing sent by United States registered or certified mail, return receipt requested, postage fully prepaid, to the addressees set forth below or to such other person or address as either party may designate by written notice to the other party as provided herein:

Notice to Parks:	City of Spokane - Parks & Recreation 808 W Spokane Falls Blvd Spokane, Washington 99201 Attention: Director of Parks and Recreation
Notice to “Title Sponsor”:	“Title Sponsor”

20. Amendment and Waiver. This Agreement may not be amended, modified, or discharged except by an instrument in writing, signed by all parties, referring to this Agreement. No breach of any provision of this Agreement may be waived unless in writing. Waiver of any breach of any provision of

this Agreement shall not be deemed to be a waiver of any other breach of the same or any other provision of this Agreement.

The failure of any party to enforce any of the terms, covenants and agreements herein, or to exercise any right conferred in any one or more instances, shall not be construed to be a waiver or relinquishment of any such right or obligation, with the same remaining in full force and effect

21. Severability. If any one or more provisions of this Agreement shall for any reason be invalid, unenforceable, or prohibited by law, such invalidity, enforceability, or prohibitions shall not affect the validity of enforceability of any of the remaining provisions, conditions, and terms of this Agreement, and the provision shall be reformed to the extent possible to give maximum effect to the parties' intent in entering into this Agreement.

EXECUTED this ____ day of _____, 2019.

"Title Sponsor":

PARKS:

"Title Sponsor"

CITY OF SPOKANE - PARKS & RECREATION

By: _____

By: _____

Title: _____

Title: _____

Date: _____

Date: _____

Approved as to form:

EXHIBIT A

“Title Sponsor” SPONSORSHIP AGREEMENT SKATE RIBBON & SKYRIDE

“Title Sponsor” WILL HAVE THE FOLLOWING ADVERTISING RIGHTS AS TITLE SPONSOR OF THE “Title Sponsor” SKATE RIBBON AND SKYRIDE:

OFFICIAL NAME

The official name of the facility will become “Title Sponsor” SKATE RIBBON & SKYRIDE
(Actual naming of sponsored area open for discussion)

ICE RIBBON SIGNAGE

1. Architectural Signage on south side of Skate Ribbon building facing Spokane Falls Blvd with appropriate lighting
2. Signage near East Entrance of Ice Ribbon entrance with appropriate lighting
3. Full-wrap Branding on Ice Ribbon Olympia Ice Machine
4. Exclusive sponsor in-ice signage on Ice Ribbon
5. Branding signage inside Skate Ribbon Building (Café & Skate Rental Area)
6. “Title Sponsor” brand colored gels when lighting system is used or installed on the ice ribbon.

SKYRIDE SIGNAGE

1. Signage above entrance to “Title Sponsor” SkyRide Cable Wheel House
2. Exclusive Sponsorship Branding on each “Title Sponsor” SkyRide Gondola

INTERNAL SIGNAGE

1. Signage inside the “Title Sponsor” Skate Ribbon SkyRide & Café Building. Sign to be located on large interior soffit located in middle of interior directly opposite of main entrance.

WAY-FINDING

1. The “Title Sponsor” Skate Ribbon & SKYRIDE will appear in Riverfront Park Way-finding system throughout Riverfront Spokane in the same way as other attractions such as the Carousel and Pavilion are portrayed.

OTHER ELEMENTS

1. Name recognition in event coverage generated by the Parks Department (Print/Radio/TV/Web/Social Media)
2. Logo recognition with hyperlink on Skate Ribbon & SkyRide Web page on Spokane Parks Department Website
3. Naming rights recognition and logo in annual marketing campaign produced by Riverfront Park
4. Naming rights recognition and logo in Riverfront Park printed and digital materials (i.e.- Annual Posters & Activity Guides)

TITLE SPONSOR PARKWAY

Parkway designation and naming is subject to City Approval and contingent on established process and community outreach. Parks and "Title Sponsor" agree to engage on feasibility of items below in calendar year 2020.

1. The section of Post Street proposed for Parkway designation is between Spokane Falls Blvd and the south end of the Post Street Bridge.
2. "'Title Sponsor' PARKWAY" is the proposed name for the section that is designated as a Parkway described above.
3. This includes official Parkway Signs
4. Official Address of "Title Sponsor" Skate Ribbon & SkyRide will be *"Spokane Falls Blvd and "Title Sponsor" Parkway"*

EVENTS

1. Christmas Tree Lighting Ceremony Presented by "Title Sponsor" with the likely date being the Saturday after Thanksgiving (date to be determined by October 1st of each year of this agreement). Through a robust dedicated marketing campaign, Parks will continue to position the Tree Lighting Ceremony as Spokane's signature tree lighting event. This annual tradition is well supported and heavily activated by local organizations providing a unique and entertaining arts and cultural experience for the Spokane community.
2. "Title Sponsor" has the opportunity to develop two (2) additional annual events – one winter and one summer - at the "Title Sponsor" Skate Ribbon and SkyRide during each year of this agreement. The costs and details of these promotions to be mutually agreed upon and finalized four months prior to the event date in each year of this agreement.

TITLE SPONSOR BENEFITS

1. Exclusive financial services company as described in Paragraph 5 of the Agreement) title sponsor within the Skate Ribbon and SkyRide area of Riverfront.
2. First right of refusal to provide an ATM on the Skate Ribbon and SkyRide premises. All proposals will be provided to "Title Sponsor" in writing and "Title Sponsor" shall have 30 days to respond.
3. Quick communication by City staff of crisis communication planning and collaboration with "Title Sponsor" on implementation of crisis plan.
4. Exclusive skating session for "Title Sponsor" employees & guests once each year. This annual event will accommodate 300 attendees including a catered buffet, access to ice ribbon and skate rentals.
5. 100 Skate Ribbon Passes good for one session each to be used during each Skate Ribbon season. (may be given to area non-profit organizations). "Title Sponsor" has the option to purchase more passes at the current group rate.
6. 100 SkyRide Passes good for one ride each to be used during each SkyRide season (may be given to area non-profit organizations). "Title Sponsor" has the option to purchase more passes at the current group rate.
7. "Title Sponsor" employees can purchase individual admission tickets for both the "Title Sponsor" Skate Ribbon and SkyRide at the current group rate.

8. "Title Sponsor" will have the right to use the Party Room at the "Title Sponsor" Skate Ribbon & SkyRide for corporate meetings twice annually during each year of this agreement.
9. As Title Sponsor of "Title Sponsor" Skate Ribbon and SkyRide, "Title Sponsor" will receive four (4) tickets to each paid event in the Pavilion concert series.

TITLE SPONSOR NET ANNUAL INVESTMENT

"Title Sponsor" annual investment shall be \$90,000 annually for ten (10) years. This fee amount includes one-time allowance for the "Title Sponsor" Skate Ribbon and SkyRide initial signage design and cost of production. This initial design and cost of production/installation shall be capped at \$35,000. "Title Sponsor" shall be responsible for any initial signage costs above this amount.

In the event that the "Title Sponsor" Parkway is executed, the net investment shall increase to \$100,000 annually beginning with the year in which the Parkway is established and is in existence for at six (6) months or more.

"Title Sponsor" shall have prior approval on all interior, exterior, wrapping and ice signage design and cost of production/installation. "Title Sponsor" shall also have prior approval of all name and logo usage including, but not limited to, marketing materials, campaign elements, and website.

"Title Sponsor" shall have the sponsorship and signage rights, as provided above for a term of ten (10) years beginning with date of signature and ending March 31, 2029.



Amendment No. 2 to Avista Contract No. R-39850

between

Avista Corporation (“Avista”)

The City of Spokane (“City”)

and

The City of Spokane, Parks and Recreation Department (“Parks and Recreation”)

This Amendment to the General Services Agreement identified by the above Avista Contract Number (the “Agreement”) between Avista, the City and the Parks and Recreation Department (collectively, the “Parties”) will be effective when signed by all “Parties”. In each instance in which the provisions of this Amendment contradict or are inconsistent with the provisions of the Agreement, the provisions of this Amendment will govern, and the contradicted, superseded or inconsistent provisions will be amended accordingly.

BACKGROUND

- A. The City and Avista wish to update the Pricing Schedule incorporated into the Agreement as Exhibit C.
- B. The City and Avista have entered into a Lease Agreement (the “Lease”) through which the City will lease, for a period of 24 months, approximately 6,218 square feet of warehouse space in Avista’s Post Street Annex, located at 331 N. Post Street in Spokane, WA.
- C. As compensation for the lease, the City is in Agreement to provide additional services, in the total amount of \$65,820.00, pursuant to the above-reference Agreement; provided, however, that the total amount specified herein shall be updated to reflect the City’s actual rental obligation under the Lease in the event that the City terminates the Lease prior to the 24 month term.

Therefore, in consideration of mutual benefits, the adequacy of which is hereby acknowledged, the Agreement is hereby amended as follows:

1. Amendment to Pricing Schedule. In accordance with Section 3.3 of the Agreement, as amended by Amendment #1, the Pricing Schedule incorporated into the Agreement as Exhibit C – First Revision is replaced by the attached 2019 Pricing Schedule incorporated into the Agreement as “Exhibit C – Second Revision”.
2. Section 2 of the Agreement is hereby deleted in its entirety, and replaced with the following:

Section 2 Term. This Agreement will be effective from January 1, 2015, through December 31, 2024 (the “Initial Term”). Subsequent to the Initial Term, the Parties shall execute a new agreement to address the “General Grounds and Facilities Operating Maintenance services for Huntington Park (the “Services”), if the Parties agree that the Parks and Recreation Department will continue to provide such Services.

3. Section 3 of the Agreement is hereby deleted in its entirety, and replaced with the following:

Section 3 Compensation

- 3.1 The compensation applicable under the Agreement shall be calculated in accordance with the revised Pricing Schedule incorporated into the Agreement, as amended from time to time, as “Exhibit C.”
- 3.2 Compensation under the Agreement shall be as follows:
 - 3.2.2 January 1, 2019 – December 31, 2019. For the period January 1, 2019 to December 31, 2019, the City will pay invoices submitted by the Parks and Recreation Department for the Services Applicable under this Agreement, as originally provided for in Amendment No. 1 to the Agreement. Avista will be responsible

for payment for Services requested by Avista outside the Scope of Work identified in Exhibit A, as amended from time to time, including, without limitation, requests to open the Park before April 1st or keep the Park open after November 1st, additional landscaping, costs of maintenance or repairs required as a result of extraordinary vandalism, graffiti, etc.

- 3.2.2 January 1, 2020 – December 31, 2024: Beginning January 1, 2020, the Parks and Recreation Department will provide a semi-annual accounting of costs expended performing mutually-acceptable grounds and maintenance services at the Park, which costs shall, upon acceptance by Avista, be credited against the total rental obligation under the Lease until such time as the total rental obligation under the Lease has been satisfied in full.
- 3.2.3 At such time as the Parks and Recreation Department has satisfied the total rental obligation under the Lease, in full, the Parks and Recreation Department shall invoice Avista for Services provided under this Agreement; provided, that Avista shall have the right to terminate this Agreement upon 30 days written notice to the Parks and Recreation Department.
- 3.3 The Parties shall review the Pricing Schedule, annually. Upon the mutual written agreement of the Parties, revised Pricing Schedules will be incorporated into this Agreement by this reference. Compensation for Work furnished under Change Orders will be payable as agreed to by the Parties under the same.
- 3.4 The Parks and Recreation Department shall be responsible, at its sole expense, for the costs of maintenance and/or repairs required as a result of the negligent acts or omissions of the Parks and Recreation Department.

Except as set forth in this Amendment, all other terms of the Agreement remain in effect.

Avista Corporation

(Signature)

(Printed Name)

(Title)

(Date)

The City of Spokane

(Signature)

(Printed Name)

(Title)

(Date)

The City of Spokane, Parks and Recreation Department

(Signature)

(Printed Name)

(Title)

(Date)

Exhibit C - Second Revision

Huntington Park Labor (April 1 through October 31, 2019 Projection)

<u>Title</u>	<u>Hourly Wage</u>	<u>Average Days per Month</u>
Park Facilities and Grounds Foreperson	\$36.65	18
Laborer II	\$28.26	18
Gardener II	\$29.71	20
Irrigation Specialist	\$29.71	20
Seasonal Gardener	\$12.90	22
Security	\$14.00	30
Seasonal Maintenance Attendant	\$17.60	30
Park Ranger	\$26.25	30
Caretaker	\$27.05	15
<u>Estimated Supply Costs</u>		
Operating Supplies	\$2,100.00	
Minor Equipment	\$1,600.00	
Repairs/Maintenance	\$4,000.00	

Multi-Tenant Lease

Post Street Annex

THIS MULTI-TENANT LEASE ("Lease") dated, for reference purposes only, February 1, 2019, is made by and between Avista Corporation, a Washington corporation, as "Landlord," and the City of Spokane and the City of Spokane, Parks and Recreation Department, as "Tenant". Landlord and Tenant agree as follows:

1. **Basic Lease Terms:** This section contains a summary of the Basic Lease Terms of this Lease. Other sections, paragraphs, and exhibits of the Lease referred to in this paragraph explain and define the Basic Lease Terms in greater detail, and are to be read in conjunction with the Basic Lease Terms.

- | | | | |
|----|--------------------------------|-------------------------|--|
| a. | Building: Post Street Annex | Address: | 331 N. Post Street
Spokane, WA 99201 |
| b. | Premises: | | Suite C (See Exhibit "A") |
| c. | Term: | | |
| | i. | Commencement Date: | February 1, 2019 |
| | ii. | Expiration Date: | January 31, 2021 |
| | iii. | Square Feet: | Approx. 6,218 Rentable Square Feet |
| | iv. | Number of Months: | 24 consecutive months, unless sooner terminated pursuant to Section 3. |
| | v. | Rent Commencement Date: | February 1, 2019 |
| d. | Base Rent: | | See Exhibit "D" |
| e. | Security Deposit: | | Not Required |
| f. | Use: Tenant's use of Premises: | | See Exhibit "E" |
| g. | Brokerage Commissions: | | |
| | Lessor: | Brokerage Firm: | N/A Commission paid by: N/A |
| | Lessee: | Brokerage Firm: | N/A Commission paid by: N/A |
| h. | Notice Addresses: | | |
| | Landlord: Avista Corporation | | Tenant: City of Spokane |
| | Attn: Real Estate Department | | Attn: _____ |
| | 1411 E. Mission Ave., MSC- 25 | | _____ |
| | Spokane, WA 99202 | | _____ |

The foregoing Basic Lease Terms are a part of the Lease. Each reference in this Lease to any of the Basic Lease Terms shall mean the respective information set forth above and shall be construed to incorporate all of the terms provided under the particular Lease section, paragraph and exhibit pertaining to such information. In the event of any conflict between the Basic Lease Terms and the Lease, the Basic Lease Terms shall control.

2. PREMISES. Landlord agrees to lease to Tenant the premises described in paragraph 1.b. and depicted in Exhibit "A," consisting of approximately the number of square feet designated in paragraph 1.c.iii (the "Premises"). The Premises are a portion of the building designated in paragraph 1.a. (the "Building"). The Building is located on the real property described in Exhibit "B" (the "Property"). As used herein, the term "Building" includes all buildings, facilities and other areas located on the Property, including parking areas.

3. TERM: The term of this Lease shall commence on the date specified in paragraph 1.c.i. (the "Commencement Date") and shall expire on the date specified in paragraph 1.c.ii. (the "Expiration Date") unless sooner terminated or extended as provided herein (the "Lease Term"). Notwithstanding the foregoing, Tenant reserves the right to terminate this Lease on 60 days written notice to Landlord.

4. POSSESSION:

a. Delay in Possession. If for any reason the Landlord cannot deliver possession of the Premises to the Tenant on the Commencement Date, this Lease shall not be void or voidable, nor shall Landlord be liable to Tenant for any loss or damage resulting therefrom, but in such case, Tenant shall not be obligated to pay rent or perform any other obligation of Tenant under the terms of this Lease, except as may be otherwise provided in this Lease, until possession of the Premises is tendered to Tenant; provided, however, that if Landlord fails to deliver possession on or before 60 days from the Commencement Date and such failure to deliver is not a result of delay caused by Tenant, Tenant may cancel this Lease within 10-days by providing Landlord written notice, in which event the parties shall be discharged from all obligations hereunder; provided further, however, that if such written notice of Tenant is not received by Landlord within said 10-day period, Tenant's right to cancel this Lease shall terminate and be of no force or effect.

b. Early Possession. If Landlord permits Tenant to occupy the Premises prior to the Commencement Date, such occupancy (i) shall be subject to all the provisions of this Lease, including

the obligation to pay Base Rent; and (ii) shall not advance the Expiration Date of this Lease.

5. RENT: Rent shall be payable as provided in Exhibit "D" hereto.

6. SECURITY DEPOSIT: Not Required.

7. USE:

a. Tenant shall use the Premises for the purposes specified in Exhibit E, and for no other purpose.

b. Tenant shall use the Premises in accordance with this Lease, and any requirements of any fire insurance underwriters or rating bureaus, now in effect or which come into effect during the Lease Term, whether or not they reflect a change in policy from the policy existing on the Commencement Date. Tenant shall not use or permit the use of the Premises, or bring or keep anything in the Premises which may in any way increase the premium or otherwise affect Landlord's fire or other insurance policy covering the Building.

c. Tenant shall not use or permit the use of the Premises or Common Areas, as defined herein, in any manner that may tend to create waste or a nuisance or interfere with the rights of other tenants or occupants of the Building

d. Tenant shall not place upon or install in windows or exterior doors or walls of the Premises, any signs, symbols, drapes, or other materials without obtaining the written consent of Landlord.

e. Landlord gives Tenant and its employees and invitees, during the Lease Term, a nonexclusive right to the reasonable use and enjoyment of the Common Areas (as defined in Section 11.d), subject to the rights reserved by Landlord under this Lease.

f. Tenant shall not use the Premises for residential/living purposes.

g. Tenant shall not bring, maintain, or keep animals or pets on the Premises without Landlord's prior consent; provided, however, that this shall not prevent Tenant from bringing a qualified service animal on the premises for medical purposes so long as Tenant provides Landlord prior notice and, upon request, proper paperwork for the same.

h. Tenant expressly acknowledges that Landlord provides the Premises in "as-is" condition. Landlord has not made any representations or warranties as to the present or future suitability of the Premises for the conduct of Tenant's business. Landlord makes no representation or warranty, express or

implied, as to the commercial suitability, physical condition, layout, square footage, cost of operations or any other matter related to the Premises, including whether the Premises is suitable or fit for the permitted use. Tenant shall perform its own due diligence to determine whether the Premises is suitable for its intended use.

8. MAINTENANCE, REPAIR AND COMMON AREA SERVICES:

a. Except as provided herein, Tenant shall, at its expense, clean, maintain, and keep in good repair throughout the term of this Lease the entire Premises and appurtenances, including, without limitation, interior walls, interior surfaces of exterior walls, ceilings, windows, doors, skylights, and trade fixtures located within the Premises.

b. Landlord shall keep in good condition and repair the structural portions of the Building, unless maintenance and repairs are caused in part or in whole by the act, neglect, fault, or omission of the Tenant, its agents, employees, or invitees, in which case Tenant shall pay to Landlord the reasonable cost of such maintenance and repairs. Except as specifically provided in an exhibit, if any, to this Lease, Landlord shall have no obligation to alter, remodel, improve, decorate, or paint the Premises or any part thereof. Landlord shall not be liable for any failure to make such repairs or to perform any maintenance unless such failure shall persist for an unreasonable time after written notice of the need of such repairs or maintenance is given to Landlord by Tenant.

c. Landlord shall maintain Common Areas in good condition at all times. Landlord shall have the right to establish and enforce reasonable rules and regulations applicable to all tenants concerning the maintenance, management, use, and operation of the Common Areas; and to make changes to the Common Areas, including, without limitation, changes in the location of driveways, entrances, exits, vehicular parking, parking area, or the direction of the flow of traffic.

d. "Common Areas," as defined in this Lease, mean all areas and facilities outside of the Premises and within the exterior boundary line of the Building that are provided and designated by the Landlord from time to time for the general non-exclusive use of Landlord, Tenant and other tenants of the Building and their respective employees, customers, and invitees, including, without limitation;

i. the interior spaces in the Building which are not normally considered rentable area,

including, corridors, public restrooms, stairwells, foyers, elevators, mechanical rooms, etc.; and

ii. the Property, pedestrian walkways and patios, landscaped areas, sidewalks, loading areas, parking areas, and roads located on the Property;

e. Landlord shall plow the driveway on the Property when required by winter weather conditions; provided, however, that Landlord shall not be liable for any damage to property of Tenant arising from Tenant's use of the driveway or the condition thereof.

f. Except as specifically provided elsewhere herein, there shall be no abatement of rent and no liability of Landlord by reason of any injury to or interference with Tenant's business arising from the performance of repairs or the maintenance or management to any portion of the Building, the Premises, the Property, or to fixtures, appurtenances, and equipment therein.

9. UTILITIES AND FIRE SUPPRESSION:

a. Utilities for gas, electricity and water shall be provided at no additional expense to Tenant; provided, that Landlord may charge Tenant a reasonable fee to reflect unusual or excessive utility costs beyond those of typical commercial uses. Tenant shall, at its sole expense, obtain other services as Tenant may desire.

b. Tenant shall be responsible for any fire suppression that may be required or desired in connection with authorized uses of the Premises.

10. ALTERATIONS AND ADDITIONS BY TENANT: After obtaining the prior written consent of Landlord, which shall not be unreasonably withheld, Tenant may make, at its sole expense, non-structural improvements or alterations to the Premises which it may deem necessary or desirable. Any repairs or new construction by Tenant shall be done in conformity with plans and specifications approved by Landlord. All work performed shall be done in a workmanlike manner, by professional contractors and shall become the property of the Landlord. Landlord may require Tenant to remove any improvements or alterations at the expiration of the Lease Term and return the Premises to its condition on the Commencement Date at Tenant's sole cost and expense.

11. LIENS: Tenant shall keep the Premises, Building, and Property free from any liens arising out of any work performed, materials furnished, or obligation incurred by Tenant.

12. INSURANCE:

a. Tenant may not do or permit to be done any act or thing upon the Premises, Building, or Property, that will invalidate or conflict with any of Landlord's insurance policies covering the Building and fixtures and personal property therein, or which would increase the premiums for any insurance policy applicable to the Property to an amount higher than it otherwise would be. If, as a result of any act or omission by Tenant or violation of this Lease, the premium for any insurance policy applicable to the Building is increased to an amount higher than it otherwise would be, Tenant shall reimburse Landlord for that increase. Premium increase reimbursements are Additional Rent payable within 5 days after demand therefor by Landlord, which demand shall be accompanied by written evidence of the basis for the premium increase from Landlord's insurer.

b. Tenant shall, at its sole cost and expense, include in its property insurance policies appropriate clauses pursuant to which the insurance companies shall:

i. waive all right of subrogation against Landlord and any tenant of space in the Property with respect to losses payable under such policies; and

ii. agree that such policies will not be invalidated if, prior to a loss, the insured waives, in writing, any or all right of recovery against any party for losses covered by such policies.

c. Notwithstanding any other provision of this Lease to the contrary, provided that Tenant's right of full recovery under its fire insurance policy is not adversely affected or prejudiced thereby, Tenant hereby waives any and all right of recovery which it might otherwise have against Landlord, its members, partners, directors, servants, agents and employees, and against every other tenant at the Building who has executed a waiver similar to the waiver set forth in this section for loss or damage to Tenant's furniture, furnishings, fixtures and other property removable by Tenant, or to Tenant improvements, to the extent the same is required to be covered by Tenant's insurance under this Lease, notwithstanding that such loss or damage may result from the negligence or fault of Landlord, its servants, agents or employees, or such other tenant and the servants, agents or employees thereof.

d. Tenant agrees to procure on or before the Commencement Date and maintain throughout the Lease Term, at Tenant's sole cost and expense, the following insurance coverages naming (i) Landlord;

(ii) Avista Corporation, its officers and agents; and
(iii) Tenant as insured parties:

i. A comprehensive general liability policy ("Liability Policy"), including, without limitation, blanket contractual liability coverage, broad form property damage, independent contractor's coverage and personal injury coverage of not less than \$1,000,000 per occurrence and an aggregate limit of not less than \$2,000,000 for bodily or personal injury (including death) and property damage, protecting Landlord, its agents, and Tenant against any liability whatsoever occasioned by any occurrence on or about the Premises or any appurtenances thereto; and

ii. A fire and other casualty policy ("Fire Policy") insuring the full replacement value of Tenant improvements in the Premises and all of the furniture, trade fixtures, and other personal property of Tenant located in the Premises, equal to the value of Tenant improvements in the Premises, and all of the furniture, trade fixtures and other personal property of Tenant located in the Premises, against loss or damage by fire, theft and such other risks or hazards as are insurable under present and future forms of "All Risk" insurance policies.

All policies shall contain cross-liability endorsements, and shall provide that they are primary and noncontributing with any insurance in force or on behalf of Landlord. The deductible amount relating to any such policies shall not exceed five thousand dollars (\$5,000.00). Upon execution of this Lease, Tenant shall provide Landlord with a certificate of such insurance, and shall further provide Landlord with a new or amended certificate in the event of any change to that insurance. These policies shall be issued by good and solvent insurance companies licensed to do business in the State of Washington and which are reasonably satisfactory to Landlord. All such policies shall contain endorsements requiring thirty (30) days written notice to Landlord prior to any cancellation or any reduction in amount of the coverage. Tenant will, within 10 days after a request from Landlord, furnish Landlord with such additional information as Landlord may reasonably request from time to time as to the value of Tenant improvements in the Premises and all of the furniture, trade fixtures, and other personal property of Tenant located in the Premises. Alternatively, Tenant may self-insure for all of its insurance obligations hereunder.

e. Landlord agrees to maintain insurance covering the Building and Property. Such insurance shall be for the sole benefit of Landlord and under its sole control.

13. INDEMNIFICATION AND EXEMPTION OF LANDLORD FROM LIABILITY:

a. Tenant shall indemnify, defend and hold harmless Landlord and Landlord's members, partners, directors, agents, employees, contractors and invitees from and against any and all claims, costs, demands, actions, judgments, and other liabilities, including reasonable attorney's fees, for damage or injury (1) arising from Tenant's use of the Premises; (2) from the conduct of Tenant's business; (3) from any act or omission by Tenant or any of Tenant's agents, contractors, or employees related to the Premises, Building, or Property; and/or (4) occurring in or about the Premises, except to the extent caused by the negligence of Landlord or Landlord's members, partners, directors, employees, agents, contractors or invitees. Tenant shall further indemnify, defend and hold Landlord harmless from all claims, liabilities, costs, attorney's fees and expenses arising from any breach or default in the performance of any obligation to be performed by Tenant under the terms of this Lease.

b. For purposes of this Lease, Tenant specifically waives its immunity under any Industrial Insurance Act, or other worker's compensation, disability benefit or other similar laws and Tenant shall defend, indemnify and hold the Landlord harmless from and against damage or loss arising out of any claim asserted by any of Tenant's employees. In case any action or proceeding is brought against Landlord by reason of any such claim, Tenant, upon notice from Landlord, shall defend the same at Tenant's expense, by counsel approved in writing by Landlord. The provisions of this paragraph shall survive the expiration or termination of this Lease with respect to any events occurring prior to such expiration or termination.

c. Neither Landlord nor any member, partner, director, officer, contractor, agent or employee of Landlord will be liable to Tenant, or its members, partners, directors, officers, contractors, agents, employees, invitees, sublessees or licensees, for any loss, injury, or damage to the person of Tenant or to any other person, or to its or their property, irrespective of the cause of such injury, damage or loss, except to the extent resulting from the negligence of Landlord or any member, partner, director, officer, agent or employee of Landlord. Furthermore, neither Landlord, nor any member, partner, director, officer, agent or employee of Landlord will be liable (i) for any such damage caused by other tenants for persons in or about the Building; or (ii) for consequential damage arising out of any loss of the use of the Premises or any

equipment or facilities therein, by Tenant or any person claiming through or under Tenant.

d. In the event Landlord breaches its obligations hereunder, Landlord's liability is limited to: (i) the reasonable cost incurred by Tenant in performing Landlord's obligations; or, (ii) if Tenant is entitled to terminate this Lease as a result of Landlord's breach, the total amount of Base Rent set forth herein. In no event is Landlord responsible for any claim based on Tenant's lost profits, the interruption of Tenant's business, or consequential damages attributable to the breach of Landlord's obligations hereunder. Further, Tenant expressly agrees and acknowledges that Landlord's members, partners, directors, employees or agents shall not be held personally liable for any obligation of Landlord hereunder.

14. DESTRUCTION: If the Premises or the Building is destroyed by fire, earthquake, or other casualty to the extent that they are unrentable in whole or in part, then Landlord may, at Landlord's option, proceed with reasonable diligence to rebuild and restore the Premises or such part thereof, provided that within thirty (30) days after such destruction or damage, Landlord shall in writing notify Tenant of Landlord's intention to do so. During the period from destruction or damage until restoration, the rent shall be abated by the same ratio as that portion of the Premises which Landlord and Tenant mutually determine is unfit for occupancy. If damage is due to the fault or neglect of Tenant or its agents, employees, invitees, or licensees, there shall be no abatement of rent. If Landlord shall fail to notify Tenant within 30 days of the destruction or damage, then this Lease shall be deemed terminated. Landlord shall not be required to repair any injury or damage by fire or other cause or to make any repairs or replacements of any panels, decoration, office fixtures, painting, floor covering, or any other property installed in the Premises by Tenant. Tenant shall not be entitled to any compensation or damages from Landlord for loss of the use of the whole or any part of the Premises or Tenant's personal property, or any inconvenience or annoyance occasioned by such damage, repair, reconstruction, or restoration unless such loss shall be caused by the negligence of Landlord, its agents, employees, invitees, or licensees.

15. CONDEMNATION: If all or part of the Premises are taken under the power of eminent domain, or sold under the threat of the exercise of said power (all of which are herein called "condemnation"), this Lease shall terminate as to the part so taken as of the date the condemning authority takes possession. If more than 25% of the

floor area of Premises is taken by condemnation, Tenant may, by a written notice within ten (10) days after notice of such taking (or absent such notice, within ten (10) days after condemning authority takes possession), terminate this Lease as of the later of: the date the condemning authority takes possession; or, the date of Tenant's notice of termination if Tenant was not notified of the taking prior to the condemning authority's taking possession. If Tenant does not terminate in accordance with foregoing, the Lease shall remain in full force and effect as to the portion of the Premises remaining, except that the rent shall be reduced in the proportion that the floor area taken bears to the original total floor area of the Premises. In the event that Tenant elects not to terminate the Lease with respect to any part of the Premises remaining after condemnation, Landlord shall to the extent of severance damages received by Landlord in connection with such condemnation, repair any damage to the Premises caused by such condemnation except to the extent that tenant has been reimbursed therefor by the condemning authority. Tenant shall pay any amount in excess of such severance damages required to complete such repair. Any award for the taking of all or part of the Premises under the power of eminent domain, including payment made under threat of the exercise of such power, shall be the property of Landlord, whether made as compensation for diminution in value of the leasehold or for the taking of the fee, or as severance damages; provided, however, that Tenant shall be entitled to any award for the loss of or damage to Tenant's trade fixtures and removable personal property. Landlord shall not be liable to Tenant for the loss of the use of all or any part of the Premises taken by condemnation.

16. ASSIGNMENT AND SUBLETTING: Tenant shall not assign, transfer, mortgage, sublet, or otherwise transfer or encumber this Lease or any part thereof, either voluntarily or by operation of law.

17. DEFAULT:

a. The occurrence of any one or more of the following events shall constitute a material default and breach of the Lease by Tenant:

i. vacation of the Premises (defined as an absence for at least 15 consecutive days without prior notice to Landlord) or abandonment of the Premises (defined as an absence of five (5) or more consecutive days while Tenant is in default of some other term of this Lease);

ii. failure by Tenant to make any payment required as and when due, where such failure shall continue for a period of three (3) days after written notice from Landlord. In the event that

Landlord serves Tenant with a Notice to Pay Rent or Quit pursuant to applicable Unlawful Detainer statutes, such Notice to Pay Rent or Quit shall constitute the notice required by this subsection;

iii. failure by Tenant to remedy any condition which is hazardous or noxious or which creates a nuisance, or to cease to carry on any unlawful business, where such failure shall continue after three (3) days written notice from Landlord;

iv. (1) the making by Tenant of any general assignment or general arrangement for the benefit or creditors; (2) the filing by or against Tenant a petition in bankruptcy, including reorganization or arrangement, unless, in the case of a petition filed against Tenant, the same is dismissed within sixty (60) days; (3) the appointment of a trustee or receiver to take possession of substantially all of Tenant's assets located at Premises or of Tenant's Interest in this Lease; (4) the seizure by any department of any government or any officer thereof of the business or property of Tenant; or (5) adjudication that Tenant is bankrupt.

v. Tenant's interest in this Lease or the Premises, or any part thereof, is taken by execution or other process of law directed against Tenant, or is taken upon or subjected to any attachment by any creditor of Tenant, if such attachment is not discharged within 15 days after being levied; or

vi. failure by Tenant to observe or perform any of the covenants, conditions, or provisions of this Lease, other than those described in the foregoing subparagraphs, where such failure shall continue for a period of thirty (30) days after written notice from Landlord; provided, however, that if the nature of Tenant's noncompliance is such that more than thirty (30) days are required for its cure, then Tenant shall not be deemed to be in default if Tenant commenced such cure within said thirty (30) day period and thereafter diligently prosecutes such cure to completion. To the extent permitted by law, such 30-day notice shall constitute the sole and exclusive notice required to be given to Tenant under applicable Unlawful Detainer statutes.

vii. The discovery by Landlord that any financial statement given to Landlord by Tenant, any assignee of Tenant, any subtenant of Tenant, any successor in interest of Tenant or any guarantor of Tenant's obligation hereunder, was materially false.

b. Landlord shall not be in default unless Landlord fails to perform its obligations within thirty (30) days after notice by Tenant specifying wherein Landlord has failed to perform its obligations; provided, that if the nature of Landlord's obligation is

such that more than thirty (30) days are required for performance, Landlord shall not be in default if Landlord commences performance within thirty (30) days of Tenant's notice and thereafter completes Landlord's performance within a reasonable time.

18. LANDLORD'S REMEDIES IN DEFAULT: In the event of any material default or breach, not timely cured after notice, Landlord shall have the following remedies, which shall be cumulative, and none shall exclude any other right or remedy allowed by law:

a. Landlord may terminate Tenant's right to possession of the Premises by any lawful means, in which case this Lease and the term hereof shall terminate and Tenant shall immediately surrender possession of the Premises to Landlord. The Lease shall terminate on the date specified in the notice of termination provided to Tenant by Landlord. Upon termination of this Lease, Tenant will remain liable to Landlord for damages in an amount equal to the rent and other sums that would have been owing by Tenant under this Lease for the balance of the Term, less the net proceeds, if any, of reletting of the Premises by Landlord subsequent to the termination, after deduction all Landlord's Reletting Expenses. "Reletting Expenses" shall include all expenses incurred by Landlord in connection with reletting the Premises, including without limitation, all repossession costs, brokerage commissions, attorneys' fees, remodeling and repair costs, costs for removing and storing Tenant's property and equipment, and rent concessions granted by Landlord to any new Tenant, prorated over the life of the new lease.

b. Landlord may maintain Tenant's right to possession in which case this Lease shall continue in full force and effect whether or not Tenant has vacated or abandoned the Premises. In such event, Landlord shall be entitled to enforce all of Landlord's rights and remedies under this Lease for the remainder of the Lease Term, including the right to recover the Monthly Base Rent and other when it becomes due hereunder. Landlord may pursue any other remedy now or hereafter available to Landlord under the laws or judicial decisions of the state wherein the Premises are located. Unpaid installments of rent and other unpaid monetary obligations of Tenant under the terms of this Lease shall bear interest from the date due at 12% per annum.

19. ACCESS: Tenant shall permit Landlord, upon reasonable notice, to enter the Premises at reasonable times for the purpose of inspecting, altering, and repairing the Premises and the Building and ascertaining compliance with the

provisions hereof by Tenant, but nothing herein shall be construed as imposing any obligation on Landlord to perform any such work or duties. Landlord may also show the Premises to prospective purchasers or tenants at reasonable times, provided that Landlord shall not unreasonably interfere with Tenant's business operations. Notwithstanding the foregoing, Tenant agrees that Landlord may enter the Premises at any time, without notice, in the event of an emergency that occurs within or upon the Premises, the Building, and/or the Property.

20. HOLD-OVER TENANCY: If (without execution of a new lease or amendment extending the lease term) Tenant shall remain in possession of the Premises or any part thereof after the expiration of the term of this Lease, Tenant shall be deemed to be occupying the Premises as a Tenant from month to month, which tenancy may be terminated as provided by law. In such event, all the provisions of this Lease pertaining to the obligations of the Tenant shall remain the same, except for the Monthly Rent, which shall be increased the first month by twenty-five percent (25%), and thereafter by fifty percent (50%).

21. COMPLIANCE WITH LAW: Tenant shall not use the Premises or permit anything to be done in or about the Premises which will in any way conflict with any law, statute, ordinance, or governmental rule or regulation now in force or which may hereafter be enacted or promulgated. Tenant shall, at its sole cost and expense, promptly comply with all laws, statutes, ordinances, and governmental rules, regulations, or requirements now in force or which may hereafter be in force, relating to, or affecting the conditions, use, or occupancy of the Premises, excluding structural changes not caused by Tenant. The judgment of any court of competent jurisdiction in any action against Tenant, whether Landlord be a party thereto or not, that Tenant has violated any law, statute, ordinance, or governmental rule, regulation, or requirement, shall be conclusive of the fact as between the Landlord and Tenant.

22. RULES AND REGULATIONS. Tenant shall faithfully observe and comply with the rules and regulations that Landlord shall from time to time reasonably promulgate, including those set forth in Exhibit "F". Landlord reserves the right from time to time to make all reasonable modifications to said rules. The additions and modifications to those rules shall be binding upon Tenant upon delivery to Tenant. Landlord shall not be responsible to Tenant for the nonperformance of any said rules by any other tenants or occupants.

23. MORTGAGES, DEEDS OF TRUST, PURCHASERS (ESTOPPEL STATEMENT): It is understood and agreed that Landlord may sell, mortgage, or grant deeds of trust with respect to the Premises, the Building, or the Property. Tenant agrees to execute, within ten (10) days following Landlord's request, such reasonable certificates as may be required by a mortgage or trust deed beneficiary stating that the Lease is in full force and effect and the dates to which the Monthly Base Rent and charges have been paid. Upon a foreclosure or conveyance in lieu of foreclosure, and a demand by Landlord's successor, Tenant shall attorn to and recognize such successor as Landlord under this Lease.

24. SUBORDINATION: Tenant agrees that this Lease shall be subordinate to the lien of any mortgage, deeds of trust, or ground leases now or hereafter placed against the Property or Building of which the Premises comprise a part, and to all renewals and modifications, supplements, consolidations, and extensions thereof; provided, however, in the event that any mortgages or trust deed beneficiary shall so elect, Landlord reserves the right to subordinate said mortgage lien to this Lease upon the terms required by such mortgagee or trust deed beneficiary. Notwithstanding the subordination of the Lease pursuant to the provisions of this paragraph, so long as Tenant is not in default under any provision of this Lease, the mortgagee, trust deed beneficiary, ground lessor, or purchaser at any foreclosure sale may agree that this Lease shall remain in full force and effect.

25. TENANT'S PROPERTY: Furnishings, trade fixtures, and equipment installed by Tenant shall be the property of Tenant. Upon termination of the Lease, Tenant shall remove any such property. Tenant shall repair or reimburse Landlord for the cost of repairing any damage to the Premises resulting from the installation or removal of such property. At the expiration of this Lease, Tenant shall return Premises to Landlord in the same condition as when Tenant took occupancy, reasonable wear and tear excepted.

26. REMOVAL OF PROPERTY: All personal property of Tenant remaining on the Premises after reentry or 30 days after termination of this Lease shall conclusively be deemed abandoned and may be removed by Landlord. Landlord may store such property in any place selected by Landlord, including, but not limited to, a public warehouse, at the expense and risk of the owner of such property, with the right to sell such stored property without notice to Tenant. The proceeds of such sale shall be applied first to the cost of such sale, second to the payment of the cost of removal and storage, if

any, and third to the payment of any other sums of money which may then be due from Tenant to Landlord under any of the terms hereof, and the balance, if any, to be paid to Tenant.

27. PERSONAL PROPERTY TAXES: Tenant shall pay, or cause to be paid, before delinquency, any and all personal property taxes levied or assessed and which become payable during the term hereof upon Tenant's leasehold improvements, equipment, furniture, fixtures, and personal property located in the Premises. In the event any or all of the Tenant's leasehold improvements, equipment, furniture, fixtures, and personal property shall be assessed and taxed with the Building, Tenant shall pay to Landlord its share of such taxes within ten (10) days after delivery to Tenant by Landlord of a statement in writing setting forth the amount of such taxes applicable to Tenant's personal property.

28. NOTICES: All notices, consents, approvals or other instruments required or permitted to be given by either party pursuant to this Agreement shall be in writing and given by (i) hand delivery, (ii) facsimile, (iii) express overnight delivery service or (iv) certified or registered mail, return receipt requested, and shall be deemed to have been delivered upon (a) receipt, if hand delivered, (b) transmission, if delivered by facsimile, (c) the next Business Day, if delivered by express overnight delivery service, or (d) the third Business Day following the day of deposit of such notice with the United States Postal Service, if sent by certified or registered mail, return receipt requested. Notices shall be sent or delivered to Landlord and to Tenant at the addresses and/or facsimile numbers specified in paragraph 1.k. or to such other address or facsimile number as either party may designate to the other in writing from time to time. Any notice delivered via facsimile shall also be sent via regular U.S. Mail within 1 business day after such facsimile delivery.

29. HAZARDOUS SUBSTANCES:

a. Tenant shall comply, and take all necessary actions to cause its operations on the Premises to comply, with all applicable federal, state, and local requirements relating to the protection of public, health, safety and welfare, and with all applicable environmental laws relating to the Premises. Tenant shall not generate, release, spill, store, deposit, transport, or dispose of (collectively "Release") any hazardous substances, sewage (except as generated through normal use of the plumbing fixtures in the Premises, Building), petroleum products, hazardous materials, toxic substances or any pollutants or substances, defined

as hazardous or toxic in accordance with applicable federal, state and local laws and regulations ("Hazardous Substances") in, on or about the Premises. Tenant shall indemnify, hold harmless and defend Landlord from any and all claims, liabilities, losses, damages, cleanup costs, and expenses (including reasonable attorney's fees) arising out of or in any way related to a Release by Tenant, or any of its agents, representatives, or employees, or the presence of such Hazardous Substances in, on or about the Premises occurring at any time after Tenant takes possession of the Premises.

b. Tenant understands, accepts and agrees to the terms and conditions contained in the Lead Paint and Hazardous Material Disclosure and Indemnity provisions, included herein as Exhibit "G."

c. The provisions of this Section shall survive the expiration or termination of this Lease with respect to any events occurring prior to such expiration or termination.

30. GENERAL PROVISIONS:

a. Attorney's Fees. In the event either party requires the services of any attorney in connection with enforcing the terms of this Lease, or in the event an action is brought for the recovery of any Monthly Base Rent due under this Lease or for the breach of any covenant or condition of this Lease, or for the restitution of said Premises to Landlord and/or eviction of Tenant during said term or after the expiration thereof, the prevailing party will be entitled to recover from the other party its reasonable attorney's fees, witness fees, and court costs, including costs of appeal.

b. Choice of Law; Jurisdiction. This Lease shall be governed by the laws of the State of Washington. Any action to enforce this Lease shall be brought in Spokane County, Washington.

c. Cumulative Remedies. No remedy or election hereunder shall be deemed exclusive but shall, whenever possible, be cumulative with all other remedies at law or in equity.

d. Exhibits. Exhibits, if any, affixed to this Lease are a part thereof.

e. Force Majeure. Whenever a period of time is prescribed for action to be taken by either party, said party shall not be liable or responsible for, and there shall be excluded from the computation of any such period of time, any delays due to "force majeure": strikes, riots, acts of God, shortages of labor or materials because of priority or similar regulations or order of any governmental or regulatory body, war, or any other causes of any

kind which are beyond the reasonable control of the affected Party.

f. Interpretation. This Lease has been submitted to the scrutiny of all parties hereto and their counsel, if desired, and shall be given a fair and reasonable interpretation in accordance with the words hereof, without consideration or weight being given to its having been drafted by any party hereto or its counsel.

g. Joint Obligation. If there is more than one Tenant, the obligations hereunder imposed upon Tenants shall be joint and several.

h. Keys. Upon termination of this Lease, Tenant shall surrender all keys to the Premises, and all Garage Parking Remotes, to Landlord at the place then fixed for payment of rent and shall inform Landlord of all combination locks, safes, and vaults, if any, in the Premises.

i. Light, Air and View. Landlord does not guarantee the continued present status of light, air, or view over any improvements adjoining or in the vicinity of the Building.

j. Marginal Headings. The marginal headings and section titles in the sections of this Lease are not a part of this Lease and shall have no effect upon the construction or interpretation of any part hereof.

k. Name. Tenant shall not use the name of the Building for any purpose other than as an address of the business to be conducted by the Tenant in the Premises.

l. Prior Agreements. This Lease contains all of the agreements of the parties hereto with respect to any matter covered or mentioned in this Lease, and no prior agreements of understandings pertaining to any such matters shall be effective for any purpose. No provision of this Lease may be amended or added to except by an agreement in writing signed by the parties hereto or their respective successors in interest. This Lease shall not be effective or binding on any party until fully executed by both parties hereto.

m. Recordation. Tenant shall not record this Lease without Landlord's prior written consent, and such recordation shall, at the option of Landlord, constitute a non-curable default of Tenant hereunder.

n. Sale. In the event of any sale of the Building or Property, or any assignment of this Lease by Landlord, Landlord shall be and is hereby entirely freed and relieved of all liability under any and all of its covenants and obligations contained in or derived from this Lease arising out of any act,

occurrence, or omission occurring after the consummation of such sale or assignment; and the purchaser or assignee at such sale or assignment or any subsequent sale or assignment of Lease, the Property, or Building, shall be deemed, without any further agreement between the parties or their successors in interest or between the parties and any such purchaser or assignee, to have assumed and agreed to carry out any and all of the covenants and obligations of the Landlord under this Lease.

o. Severability. Any provision of this Lease which shall prove to be invalid, void, or illegal shall in no way effect, impair, or invalidate any other provision hereof and such other provisions shall remain in full force and effect.

p. Time. Time is of the essence of this Lease and each and all of its provisions in which performance is a factor.

q. Waiver. The waiver by either party of any term, covenant, or condition herein contained shall not be deemed to be a waiver of such term, covenant, or condition on any subsequent breach of the same or any other term, covenant, or condition herein contained. The subsequent acceptance of rent hereunder by Landlord shall not be deemed to be a waiver of any preceding breach by Tenant of any term, covenant, or condition of this Lease, regardless of Landlord's knowledge of such preceding breach at the time of acceptance of such rent. No covenant, term or condition of this Lease shall be deemed to have been waived by Landlord unless such waiver shall be in writing and signed by Landlord's duly authorized representatives.

31. COMMISSIONS: Commissions payable, if any, shall be paid to those Brokers(s) and Agents(s) and by the party(ies) specified in paragraph 1.g. pursuant to a separate commission contract. Each party represents that it has not had dealings with any other real estate broker or salesman with respect to this Lease, and each party shall defend, indemnify, and hold harmless the other party from all costs and liabilities including reasonable attorney's fees resulting from any claims to the contrary.

32. AUTHORITY OF TENANT:

Tenant and each individual executing this Lease on behalf of Tenant represent and warrant that it is/they are duly authorized to execute and deliver this Lease, if Tenant is a corporation, in accordance with a duly adopted resolution of the board of directors of said corporation or in accordance with the bylaws of said corporation, if Tenant is a partnership or limited liability company, in accordance with a properly conducted vote of the partners or members, and

that this Lease is binding upon said Tenant in accordance with its terms.

LANDLORD AND TENANT HAVE CAREFULLY READ AND REVIEWED THIS LEASE AND EACH TERM AND PROVISION CONTAINED HEREIN AND, BY EXECUTION OF THIS LEASE, SHOW THEIR INFORMED AND VOLUNTARY CONSENT THERETO. THE PARTIES HEREBY AGREE THAT, AT THE TIME THIS LEASE IS EXECUTED, THE TERMS OF THIS LEASE ARE COMMERCIALY REASONABLE AND EFFECTUATE THE INTENT AND PURPOSE OF LANDLORD AND TENANT WITH RESPECT TO THE PREMISES. TENANT SHALL RELY SOLELY UPON THE ADVICE OF THEIR OWN LEGAL COUNSEL AS TO THE LEGAL AND TAX CONSEQUENCES OF THIS LEASE.

AGREED AND ACKNOWLEDGED:

TENANT:

City of Spokane

By: _____
Its: _____

City of Spokane, Parks and Recreation Division

By: _____
Its: _____

LANDLORD:

Avista Corporation

By: _____
Its: _____

LANDLORD'S ACKNOWLEDGMENT

STATE OF WASHINGTON)
) ss.
COUNTY OF SPOKANE)

I certify that I know or have satisfactory evidence that _____ is the person who appeared before me, and said person acknowledged that they signed this instrument on oath and stated that they were authorized to execute the instrument and acknowledge it as the _____ of Avista Corporation, to be the free and voluntary act and deed of such party, for the uses and purposes stated therein mentioned.

Dated _____.

Printed Name: _____
NOTARY PUBLIC, State of Washington
My appointment expires _____

Exhibit "A"
Area of Premises
Map/Floor Plan

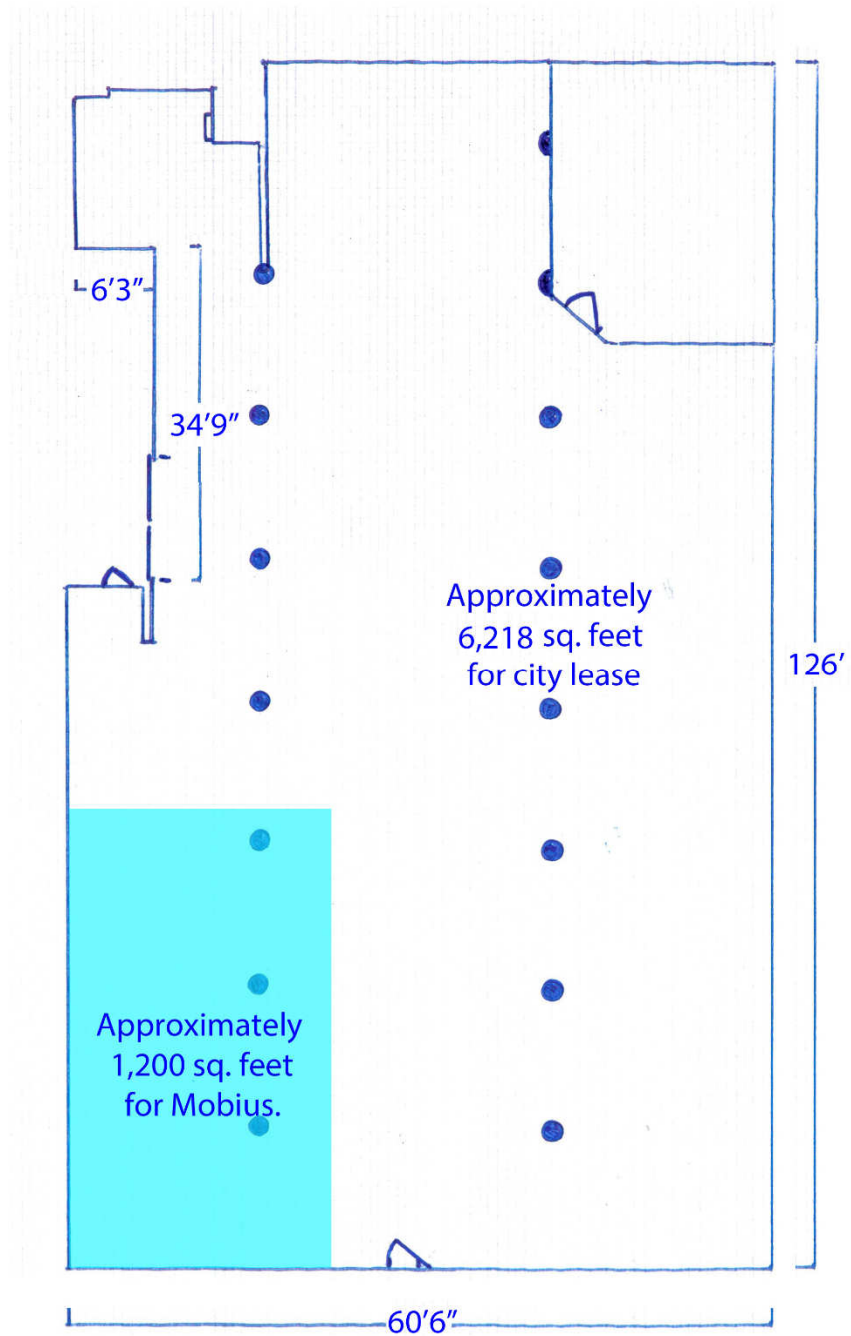


Exhibit "B"
Legal Description

Description for AVISTA Annex building

Portions of Lots 6 and Lot 7 and a portion of vacated Flume Street between Block 14 and Block 15 of "Map of Resurvey and Extension of Post's Addition to Spokane Falls" recorded in Volume "A" of plats at Page 21 in the Southwest Quarter of Section 18, Township 25 North, Range 43 East, Willamette Meridian, City of Spokane, Spokane County, Washington, more particularly described as follows:

COMMENCING at the Southeast corner of said Lot 6, thence along the East line of said Lot 6, North $02^{\circ}57'08''$ West to a point as shown on Record of Survey recorded in Book 150 at page 79, from which a point as shown on said Record of Survey bears South $87^{\circ}03'28''$ West a distance of 180.06 feet; thence continuing North along said East line, North $02^{\circ}57'08''$ West a distance of 19.80 feet to the **POINT OF BEGINNING**;


Thence leaving said East line, South $87^{\circ}03'03''$ West a distance of 130.59 feet;

Thence North $02^{\circ}52'08''$ West a distance of 65.17 feet;

Thence North $87^{\circ}06'25''$ East a distance of 130.50 feet to the East line of said Lot 7;

Thence along the East line of said Lot 7 and Lot 6, South $02^{\circ}57'08''$ East a distance of 65.04 feet to the **POINT OF BEGINNING** for this description.

New Parcel Area is 8,499.01 S.F. of land more or less.



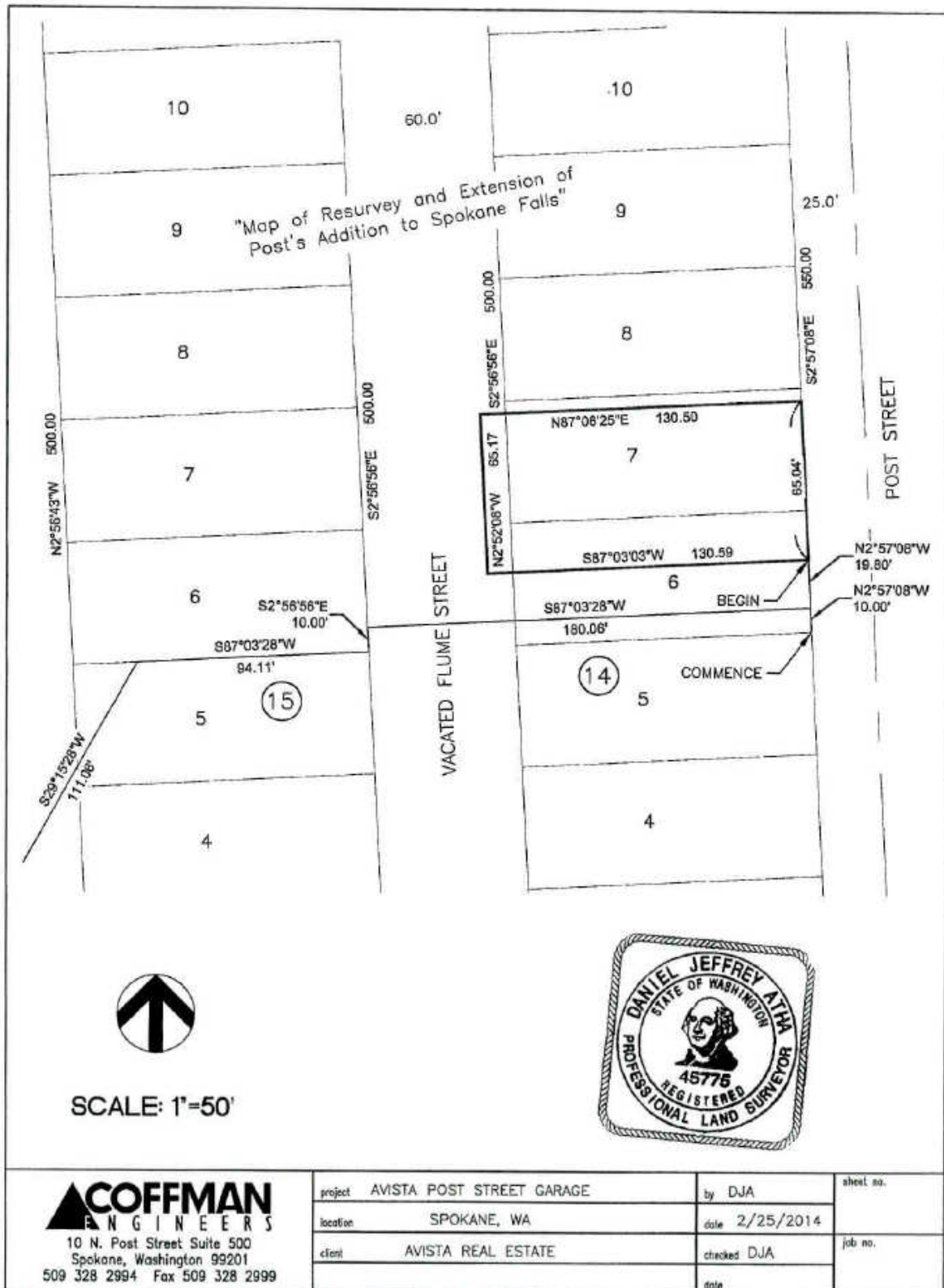


Exhibit "C"
Space Plan Modifications

Except as set forth in this Exhibit "C," Landlord shall provide the Premises to the Tenant in "as-is" condition and configuration.

No improvements by Landlord are contemplated under this Lease.

Exhibit “D”

Base Rent

1. The Parties acknowledge and agree that the fair market rental value of the Premises is, and that monthly rent shall be set at, \$.50 per square foot. This equates to the following rental obligation for the 24-month duration of the lease:

Monthly Rental Obligation	\$2,742.50
Annual Rental Obligation	\$32,910.00
Total Rental Obligation (2-year Term)	\$65,820.00

2. The City and Avista are parties to a General Services Agreement, denominated as Contract No. R-39850 by Avista and OPR2014-0416 by the City, through which the City provides general grounds and facilities maintenance services (the “Maintenance Agreement”) at Huntington Park in Spokane, Washington (the “Park”). Under the terms of the Maintenance Agreement, as amended, the City is currently obligated to perform certain defined grounds and maintenance services at the Park through December 31, 2019 at no cost to Avista.
3. Contemporaneously with the execution of this Lease, the City and Avista shall execute an amendment to the Maintenance Agreement, through which they will extend the term of that Agreement for an additional five (5) years, or through December 31, 2024. Under the terms of the Amendment, beginning in 2020, the City will provide a semi-annual accounting of costs expended performing mutually-acceptable grounds and maintenance services at the Park, which costs shall, upon acceptance by Avista, be credited against the Total Rental Obligation under this Lease until to the Total Rental Obligation has been satisfied in full.
4. If, at any time, the City ceases to perform services under the Maintenance Agreement, Avista will invoice the City for the Total Rental Obligation, with an offset for the total services that had been performed by the City from January 1, 2020 through the date of termination. The remaining balance of the Total Rental Obligation shall, in such event, be due and payable by the City within 45 days of its receipt of the invoice for the same from Avista.
5. Pursuant to Section 3 of the Lease, the City retains the right to cancel the Lease upon 60 days’ written notice, and prior to the end of the 2-year term. In the event that the City exercises this option, the total Rental Obligation shall be updated to reflect the actual period of occupancy, with any partial month’s occupancy being prorated. The Maintenance Agreement shall also be adjusted to reflect the updated Total Rental Obligation.
6. The Parties agree that the City’s obligation to provide services or pay rent as provided in this Exhibit D shall survive the expiration of this Lease, and that all rights and remedies existing under the Lease with respect to that obligation shall survive expiration of this Lease as well.

Exhibit “E”

Tenant’s Use of Premises

Tenant agrees that the building shall be used solely for the purposes specified herein. Any deviation from these uses shall require the written permission of Landlord:

- Storage of tools and equipment for use by the City in the maintenance, upkeep and repair of Riverfront Park in Spokane, Washington (the “Park”).
- Preparation of materials and equipment for use in the Park.
- Light corrective and preventative maintenance and occasional woodworking repair in connection with the maintenance, upkeep and repair of the Park. (Painting is not an allowed use without prior written consent of Landlord).
- Set-up of pallet racks for the storage of materials and equipment, including carrousel, sky ride, skate ribbon, and event-related material.
- Use of the Premises for repairing components of the Sky Ride.
- Operation and use of a skate-sharpening machine. Tenant will ensure that the machine is properly vented at all times.
- Meeting space for Park maintenance workers, to include a table and chairs. Tenant may install a self-contained water dispenser and refrigerator for storing employee lunches.
- Overnight storage of vehicles or equipment; provided that no herbicide storage or vehicle fueling will occur within the premises.
- Storage and charging of small tools and equipment.

Exhibit “F”
Building Rules

1. Access to Premises. Tenant shall access the Premises through the 2nd floor entry door or at such other locations as may be approved by Landlord. No other access is provided without Landlord's prior approval.
2. Operations and Deliveries. Tenant's operations and deliveries, if any, should be coordinated to ensure that they do not interfere with Landlord's business and operations on the Property, or with the operations and business of other tenants in the Building. Tenant shall ensure that it does not block traffic on the driveway of the building or on adjacent roadways.
3. Improvements. All Tenant improvements must be pre-approved by Landlord, in writing.
4. Emergency Action Plan. An Emergency Action Plan shall be developed by Landlord and provided to Tenant. The Emergency Action Plan must be customized and agreed to by Tenant, in writing, prior to Tenant occupying the Premises.
5. Site Security Plan. A Site Security Plan shall be developed by Landlord and provided to Tenant. The Site Security Plan must be agreed to by Tenant, in writing, prior to Tenant occupying the Premises.
6. Use of Driveways. Tenant may use the driveways located on the Property; however, Tenant shall coordinate such use with Landlord so as not to interfere with or disrupt Landlord's business or operations or the business or operations of other Tenants. Tenant understands the Landlord needs twenty four (24) hour, seven (7) days a week access to the lower west side of the Building via the driveway. As such, Tenant will not block the driveway in any manner that could prevent vehicular access to the lower west side of the Building.
7. Points of Contact for Coordination Activities: Avista's point of contact for coordination activities required under these Building Rules or the Lease shall be as follows:

Post Street Chief Operator (Avista's On-Site Representative):	509-495-2696
Avista Generation Control Center (After Hours; 24/7):	509-495-8114

Exhibit "G"

Lead and Hazardous Material Disclosure and Indemnity

TENANT ACKNOWLEDGES THAT THE PREMISES MAY CONTAIN POTENTIALLY HAZARDOUS MATERIALS, INCLUDING, WITHOUT LIMITATION, LEAD PAINT OR OTHER MATERIALS CONTAINING LEAD, FORMALDEHYDE, ASBESTOS, ETC. TENANT ENTERS INTO THIS LEASE WITH FULL KNOWLEDGE, AND ASSUMING ALL RISK, OF ANY HAZARDS THAT MAY BE PRESENTED BY THE PRESENCE OF SUCH MATERIALS IN OR ON THE PREMISES. TO THE FULLEST EXTENT ALLOWABLE BY LAW, TENANT AGREES TO ASSUME THE RISK OF, RELEASE, COVENANT NOT TO SUE, INDEMNIFY AND DEFEND LANDLORD FROM ANY HARM, CLAIM, INJURY OR LOSS THAT MAY ARISE OUT OF, OR THAT IS IN ANY WAY CONNECTED WITH, THE PRESENCE OF SUCH MATERIALS IN OR ON THE PREMISES. TENANT FURTHER WAIVES ANY IMMUNITY, DEFENSE OR OTHER PROTECTION THAT MAY BE AFFORDED BY WORKERS' COMPENSATION, INDUSTRIAL INSURANCE OR SIMILAR LAWS IN WASHINGTON STATE, INCLUDING BUT NOT LIMITED TO THE WASHINGTON INDUSTRIAL INSURANCE ACT, TITLE 51 RCW, TO THE EXTENT THAT TENANT IS REQUIRED UNDER THIS PROVISION TO INDEMNIFY AND DEFEND LANDLORD WITH RESPECT TO ANY SUCH CLAIM OR ACTION BROUGHT AGAINST LANDLORD BY AN EMPLOYEE OF TENANT. THE PARTIES HAVE SPECIFICALLY NEGOTIATED THIS SECTION AND TENANT MAKES THE FOREGOING WAIVER WITH FULL KNOWLEDGE OF THE CONSEQUENCES.

BID #4510-19
SISTER CITIES
GARDEN

CAMERON-REILLY

309 N Park Rd
Spokane Valley WA 99212

jim@cameron-reilly.com
(509) 466-5555

[Return to Minutes](#)

ITEM	QUANTITY	DESCRIPTION	UNIT PRICE	TOTAL
	1	BASE BID	\$ 183,500.00	\$ 183,500.00
SALES TAX		8.80%		\$ 16,148.00
GRAND TOTAL				\$ 199,648.00
		ALTERNATE #1		\$76,000.00
		ALTERNATE #2		(10,000.00)
		ALTERNATE #3		15,300.00
		ALTERNATE #4		92,895.00
SUB CONTRACTORS		Clearwater Summit Group Inc. Landscape \$100,000.00 CLEARSG00KN		

Addenda Returned:
Bid Bond

YES
ON FILE



Design-Build Change Order Form

For Use with DBIA Document No. 525, *Standard Form of Agreement Between Owner and Design-Builder – Lump Sum* (2010 Edition) and DBIA Document No. 530, *Standard Form of Agreement Between Owner and Design-Builder – Cost Plus Fee with an Option for A Guaranteed Maximum Price* (2010 Edition)

Change Order Number: 12	Change Order Effective Date: 2/18/19 (date when executed by both parties)
Project: PAVILION DESIGN-BUILD PROJECT	Design-Builder's Project No: 172100
	Date of Agreement: APRIL 13, 2017
Owner: CITY OF SPOKANE - PARKS & RECREATION DIVISION	Design-Builder: GARCO CONSTRUCTION, INC.

	<u>AREA</u>	<u>DESCRIPTION OF CHANGE</u>	<u>AMOUNT</u>
Item 1	PAV	RFP#7 Revised Layout/Add Concessions & Kitchen Equipment	\$ 124,048
Item 2	PAV	Seal Concrete Floor in the Ring & Reconfigure for Stage	\$ 24,705
Item 3	PAV	Seat Wall Illumination	\$ 53,749
Item 4	PAV	Add Hooks & Elevator Pads	\$ 750
Item 5	PAV	RFP#14 Add Non-Custom Vinyl Wall Covering	\$ 20,018
Item 6	PAV	Add Interior Design	\$ 6,400
Item 7	PAV	RFP#16 WiScape Controls for Oak Allee Lighting	\$ 7,654
Item 8	PAV	Add Back NE Entry – Conc, Lighting and Landscaping	\$ 246,121
Item 9	PROM	RFP#22 Add Rough In for Butterfly Lighting	\$ 3,116
Item 10	PROM	RFP#23 Add Lighting for the Blue Bridge	\$ 8,727
Item 11	PROM	Final Payment for Unforeseen Conditions for the North Promenade	\$ 40,124
Item 12	PROM	RFP#15 - Add 13 Wayfinding Signs for the Promenades & Centennial Trail	\$ 111,208
Item 13	PROM	RFP#20 A - Delete north end of North Promenade to allow North Bank Project to revise and complete this work.	\$ (12,661)

		TOTAL AMOUNT	\$ 633,959
--	--	---------------------	-------------------

Original Contract Price:	\$	<u>14,500,000</u>	
Net Change by Previous Change Orders:	\$	<u>4,347,303</u>	
Net Change by GMP Amendment:	\$	<u>4,150,000</u>	
Net Change by Change Order No <u>12</u> :	\$	<u>633,959</u>	
New Contract Price:	\$		<u>23,631,262</u>

Original Contract Substantial Completion Date:		<u>May 30, 2019</u>
Adjustments by Previous Change Orders:	46	(calendar days)
Adjustments by Change Order No <u>12</u> :	0	(calendar days)
Revised Scheduled Substantial Completion Date for Site Only		July 15, 2019

By executing this Change Order, Owner and Design-Builder agree to modify the Agreement's Scope of Work, Contract Price and Contract Time as stated above. Upon execution, this Change Order becomes a Contract Document issued in accordance with DBIA Document No. 535, *Standard Form of General Conditions of Contract Between Owner and Design-Builder*, (2010 Edition).

OWNER:

By: _____
Printed Name: _____
Title: _____
Date: _____

DESIGN-BUILDER:

By: _____
Printed Name: _____
Title: _____
Date: _____



RIVERFRONT PARK MODERIZATION

Request for Proposal (RFP)

Project Name:	PAVILION	RFP No:	PAV 07
Project No.	SC6B0322000	Date:	6/27/18
Owner:	Spokane Parks & Recreation		
Contractor:	Garco Construction	Architect/Eng:	NAC/Berger/Jacobs

Please furnish your proposal for performing the changes outlined below and/or detailed on the attachments if applicable. The quotation should include an itemized breakdown of contractor and subcontractor costs, including labor, materials, rentals, approved services, and equipment. It should also include any schedule impact if applicable.

Description: Provide pricing for the following proposed changes that were part of the Permit Document review. Please provide a separate price for each item so that each can be evaluated and chosen separately. Refer to the PMO Comment drawings on the referenced page for more detail if needed.

ADMINISTRATION BUILDING

1. Work with RFP staff to reconfigure Commissary Kitchen and move the Exhaust Hood to exterior wall.(G2.02)
1. Increase ticket windows from 3 to 4. Add duplex to Ticket Office and change 2 of the receptacles to 4 plex in ticket booth. (A3.01a & E4.01)
2. Add Casework in Expo and 74 Rooms as well as Skyrooms and Office area. (A3.01b, A3.02a & b)
3. Add 2 monitors for show feed to Event Prep Rooms. (A3.01b & E3.02)
4. Provide design solution to screen/conceal office activities (Grid 52 – 59) from evening events. (A4.01)
5. Increase size of storage room under north stairs. (A3.01a)
6. Change door 120B to a double door into service corridor. (A3.01b)
7. Add 2 – 2" Conduits from Event Communications Room to Security, stage location, mix position and spotlight location. (The building part is the addition. The conduits were already shown to the Stage location). Add additional receptacles to this room and 6 network jacks (E3.03)



RIVERFRONT PARK MODERIZATION

Request for Proposal (RFP)

PAVILION SITE

1. Extend Grind & Overlay on asphalt path on the south side of the Pavilion east. (LM1.06)
2. Place the 5 trees on the SE side of Admin Building in moveable planters. (LP1.01)
3. Motorize the yard gate and add prox card swipe and key pad. (A1.04)
4. Add one more utility outpost (with water) at north side of Pavilion Floor (Asked for 4 more at 90%) for a total of 8. (E1.01)
5. Add 2 utility outposts without water in the Central Plaza. (E1.01)
6. Add 2nd Event Power at NW corner of Central Plaza. (E1.01)

PLUMBING FIXTURE SCHEDULE																						
P#	FIXTURE DESCRIPTION	MANUFACTURER	MODEL	MOUNTING	FIXTURE TYPE	MATERIAL	SIZE	FAUCET/VALVE MANUFACTURER	FAUCE/VALVE MODEL NUMBER	DRAIN TYPE	TRAP	CARRIER	ACCESSORIES	WASTE	VENT	HW	CW	BW	ELECTRICAL REMARKS	SUPPLIES	FLOW	NOTES
P1	ADA WATER CLOSET	AMERICAN STANDARD	AFWALL FLOWISE 3351.101	WALL	SYPHON JET	VITREOUS CHINA	ENLONGATED BOWL	AMERICAN STANDARD	SELECTRONIC 606B-121	-	INTEGRAL	JAY R. SMITH	SEAT: CHURCH 9500CT. PK00-MAC MULTI-AC ADAPTOR	4"	2"	-	1"	-	HARD WIRED 120/1. 24 VAC	INTEGRAL	1.28 GPF	SENSOR FLUSH VALVE. PROVIDE TRANSFORMER
P2	URINAL	AMERICAN STANDARD	DECORUM 6042.001EC	WALL	WASHOUT	VITREOUS CHINA	14x22x1	AMERICAN STANDARD	SELECTRONIC 606B.013	-	INTEGRAL	JAY R. SMITH	PK00-MAC MULTI-AC ADAPTOR	2"	2"	-	3/4"	-	HARD WIRED 120/1. 24 VAC	INTEGRAL	0.125 GPF	SENSOR FLUSH VALVE. PROVIDE TRANSFORMER
P3	ADA LAVATORY	AMERICAN STANDARD	LUCERNE 0355.012	WALL	LEDGE BACK	VITREOUS CHINA	20x18	AMERICAN STANDARD	INNSBROOK SELECTRONIC 605B.205	GRID	1-1/4"x17GA CP OFFSET	JAY R. SMITH	TRU-BRO 102-EX SCALD PROTECTION , 605XTMV1070 MIX VALVE	1-1/2"	1-1/2"	1/2"	1/2"	-	HARD WIRED 120/1. 24 VAC	BRASS CRAFT 1/4 TURN	0.5 GPM	SENSOR FAUCET W/ TIME OUT SETTINGS. BELOW COUNTER THERMOSTATIC MIXING VALVE, BOX MOUNT TRANSFORMER
P4	ADA LAVATORY	AMERICAN STANDARD	PLAZZA	COUNTER	SELF-RIM	VITREOUS CHINA	18x12 OVAL	AMERICAN STANDARD	INNSBROOK SELECTRONIC 605B.205	GRID	1-1/4"x17GA CP OFFSET	-	TRU-BRO 102-EX SCALD PROTECTION , 605XTMV1070 MIX VALVE	1-1/2"	1-1/2"	1/2"	1/2"	-	HARD WIRED 120/1. 24 VAC	BRASS CRAFT 1/4 TURN	0.5 GPM	SENSOR FAUCET W/ TIME OUT SETTINGS. BELOW COUNTER THERMOSTATIC MIXING VALVE, BOX MOUNT TRANSFORMER
P5	ADA SHOWER	AQUATIC	1363BFS	FLOOR	FREE STANDING	FIBERGLASS	36x36x75	SYMMONS	C-96-300-B30-V-CHK5-1.5	BRASS	2 INCH	-	-	2"	2"	1/2"	1/2"	-	-	INTEGRAL	1.5 GPM	INTEGRAL CHECK STOPS, HAND SHOWER ONLY W/ VACUUM BREAKER, 30" SLIDE & 5' HOSE
P7	REFRIGERATOR BOX	GUY GRAY	MIB1HAA	WALL	RECESSED	GALV. STEEL	4x4.75x3.5	1/4 TURN BALL VALVE	-	-	-	-	-	-	-	-	1/2"	-	-	-	-	WATER HAMMER ARRESTOR
P8	CONCESSIONS SINK	ELKAY	LR1918	COUNTER	1-COMP. SELF-RIM	VITREOUS CHINA	19x18x7.5	ELKAY	LKD2423BHC	ELKAY LK-35	1-1/2"x17GA CP	-	-	2"	1-1/2"	1/2"	1/2"	-	-	BRASS CRAFT 1/4 TURN	1.5 GPM	
P9	BREAK SINK	ELKAY	LR3319	COUNTER	2-COMP. SELF-RIM	VITREOUS CHINA	33x19x7.5	CHICAGO	LKD2423BHC	(2) ELKAY LK-35	1-1/2"x17GA CP	-	-	2"	1-1/2"	1/2"	1/2"	-	-	BRASS CRAFT 1/4 TURN	1.5 GPM	GOOSENECK FAUCET W/ WRIST BLADES
P10	SERVICE SINK	FIAT	TSBC1611	FLOOR	DROP FRONT	TERRAZZO	32x32x12	FIAT	830-AA	GRID	3 INCH	-	TSBC1611 ST.STL. CAPS. 830AA BASIN FTG., 832AA HOSE/BRACKET, MSG WALL GUARDS,	3"	2"	1/2"	1/2"	-	-	INTEGRAL		
P11	HYDRATION STATION	ELKAY	LZSTL8WS(VR)	WALL	BI-LEVEL	GALV. STEEL	34x46x19	ELKAY	FLEXI-GUARDS	GRIDS	1-1/2"x17GA CP	JAY R. SMITH 0834	CONTINUOUS WASTE, WATER SPLITTER	1-1/2"	1-1/2"	-	1/2"	-	120/1 4.0 AMPS. RECESSED RECEPTACLE	BRASS CRAFT 1/4 TURN	-	CHILLED WATER, BI-LEVEL WATER COOLER W/ BOTTLE FILLER
P12	CONCESSIONS HAND SINK	ADVANCE TABCO	7-PS-23	WALL	LEDGE BACK	304 ST.STL.	16x12x5	ADVANCE TABCO	2-HDLE LEDGE MNT. GOOSENECK (INCLUDED)	GRID	1-1/4"x17GA CP OFFSET	JAY R. SMITH	TRU-BRO 102-EX SCALD PROTECTION. MV-1 MIXING VALVE BELOW FIXTURE	1-1/2"	1-1/2"	1/2"	1/2"	-	-	BRASS CRAFT 1/4 TURN	1.5 GPM	GOOSECK FAUCET W/ WRIST BLADE HANDLES. ROUTE BLENDED WATER FROM MIXING VALVE TO HW SIDE OF FAUCET

WATER HEATER SCHEDULE																
TAG	MFR	MODEL #	CAPACITY (GALLONS)	WATER HEATER TYPE	FUEL	BTU/HR INPUT	INTAKE	EXHAUST	RECOVERY		ELECTRICAL REMARKS	SYSTEM TEMP.	MAX WORKING PRESSURE	EFFICIENCY	ASME	NOTES
									GALLONS	RISE						
WH-1	A.O. SMITH	BTH-120	100.0	SEALED COMBUSTIONH	NAT. GAS	120,000	3 INCH	3 INCH	173.0	80 °F	120/1 5 AMPS	120 °F	160.00 psi	96% THERMAL	YES	PROVIDE CONDENSATE DRAIN KIT
WH-2	A.O. SMITH	BTH-120	100.0	SEALED COMBUSTIONH	NAT. GAS	120,000	3 INCH	3 INCH	138.0	100 °F	120/1 5 AMPS	140 °F	160.00 psi	96% THERMAL	YES	PROVIDE CONDENSATE DRAIN KIT

ELECTRONIC TRAP PRIMER SCHEDULE							
ETP #	MFR	MODEL #	CW INLET	OUTLET	MOUNTING TYPE	ELECTRICAL REMARKS	NOTES
<u>ETP-1</u>	PPP INC.	PTS-4	3/4"	(4) 1/2"	WALL (SURFACE)	120V, 1φ, 60Hz, 0.28 AMP	PLUG UNUSED OUTLETS
<u>ETP-2</u>	PPP INC.	PT-4	3/4"	(4) 1/2"	WALL (RECESSED)	120V, 1φ, 60Hz, 0.28 AMP	PLUG UNUSED OUTLETS
<u>ETP-3</u>	PPP INC.	PTS-3	3/4"	(2) 1/2"	WALL (SURFACE)	120V, 1φ, 60Hz, 0.28 AMP	PLUG UNUSED OUTLETS
<u>ETP-4</u>	PPP INC.	PTS-6	3/4"	(6) 1/2"	WALL (SURFACE)	120V, 1φ, 60Hz, 0.28 AMP	PLUG UNUSED OUTLETS

HOSE BIBB SCHEDULE					
TYPE	MFR	MODEL	TYPE	CW INLET	NOTES
FPWH-1	ZURN	Z1305XL	NON-FREEZE	3/4"	16" AFF. ENCASED WITH "WATER" ON COVER
HB-1	ZURN	Z1330XL	WARM CLIMATE	3/4"	12" AFF. ENCASED WITH LOCKING COVER & "WATER" ON COVER
HB-2	ZURN	Z1341XL	WARM CLIMATE	3/4"	42" AFF. MECHANICAL ROOMS - NO WALL FLANGE. PROVIDE VACUUM BREAKER
HB-3	ZURN	Z1341XL	WARM CLIMATE	1"	HYDRONIC MAKE-UP. 42" AFF. MECHANICAL ROOM - NO WALL FLANGE

KITCHEN EQUIPMENT SCHEDULE										
NOTES: 1. ELECTRICAL CHARACTERISTICS SHALL BE MODIFIED, IF NECESSARY, TO MATCH HOSTS COUNTRY'S STANDARD ELECTRICAL CURRENT TYPE,FREQUENCY, NUMBER OF PHASES, AND NOMINAL VOLTAGE.										
K#	DESCRIPTION	MOUNTING	WASTE	VENT	COLD WATER	120° HOT WATER	140° HOT WATER	GAS	I.W.	REMARKS
K1	EXHAUST HOOD	SUSPENDED	-	-	-	-	-	-	-	INSTALL GAS SOLENOID VALVE IN GAS LINE SERVING GAS COOKING EQUIPMENT. GAS VALVE IN DIV. 22)
K2	HAND WASH SINK	WALL	1-1/2	1-1/2	1/2	1/2	-	-	-	PROVIDE OFFSET P-TRAP. PROVIDE TRU-BRO 102-EZ SCALD PROTECTION. PROVIDE MV-1 MIXING VALVE BELOW FIXTURE. ROUTE BLENDED WATER TO HW SIDE OF FAUCET. SET @ 105° F
K5	GAS RANGE, OVEN & GRIDDLE	FREE STANDING	-	-	-	-	-	1-1/2	-	278,000 BTU
K6	GAS FRYER	FREE STANDING	-	-	-	-	-	1-1/4	-	110,000 BTU
K7	ICE MAKER	ATOP ICE BIN	-	-	1/2 FILTERED	-	-	-	(2) 3/4	ROUTE I.W. TO FLOOR SINK. ROUTE BACKFLOW PREVENTED WATER THRU WATER FILTER PRIOR TO CONNECTING ICE MAKER (FILTER NOT IN DIV. 22)
K8	ICE BIN	FREE STANDING	-	-	-	-	-	-	3/4	ROUTE I.W. TO FLOOR SINK
K9/K10	3-COMP. SINK	FREE STANDING	3	2	1/2	-	1/2	-	2	CONTINUOUS INDIRECT WASTE TO FLOOR SINK. ROUTE FLOOR SINK WASTE TO GREASE INTERCEPTOR
K12	WORK SINK W/DISPOSAL (2-COMP.)	FREE STANDING	2" (DISP.) 2" I.W.	1-1/2	1/2	-	1/2	-	1-1/2	DISPOSAL PIPED DIRECT TO MAIN WASTE. SECOND COMPARTMENT PIPED INDIRECT TO FLOOR SINK

GREASE INTERCEPTOR SCHEDULE											
TAG	DESCRIPTION	MANUFACTURER	MODEL	MAX. CALCULATED FLOW	FLOW CAPACITY	TANK CAPACITY	GREASE CAPACITY	INLET SIZE	OUTLET SIZE	ACCESSORIES	NOTES
GI-1	GREASE INTERCEPTOR	SCHIER PRODUCTS	GB-250	42 GPM	100 GPM	275 gal	1076 LBS	4"	4"	NON MECHANICALFLOW RESTRICTOR	RISERS TO GRADE, H2O RATED COVERS

BACKFLOW PREVENTION SCHEDULE									
TAG	MFR	MODEL #	CW Size	FLOW	PRESSURE DROP	ACCESSORIES	BFP TYPE	SERVICE	NOTES
BFP-1	WILKINS	350-XL	2 INCH	80 GPM	12.00 psi	-	DOUBLE CHECK VALVE ASSEMBLY	DOMESTIC BUILDING	SEE DETAIL
BFP-2	WILKINS	350-XL	2 INCH	80 GPM	12.00 psi	-	DOUBLE CHECK VALVE ASSEMBLY	DOMESTIC BUILDING	SEE DETAIL
BFP-3	WILKINS	375-XL	1/2 INCH	5 GPM	12.00 psi	AIR GAP FITTING	REDUCED PRESSURE BACKFLOW ASSEMBLY	ICE MACHINE	SEE DETAIL
BFP-4	WILKINS	375-XL	1 INCH	25 GPM	12.00 psi	AIR GAP FITTING	REDUCED PRESSURE BACKFLOW ASSEMBLY	HYDRONIC MAKE-UP	-

GAS REGULATOR SCHEDULE								
TAG	MANUFACTURER	MODEL #	TYPE	INLET PRESSURE	SET PRESSURE	FLOW RATE (CFH)	ORIFACE SIZE	NOTES
REG-1	FISHER	S201	SELF OPERATING	2-PSI	11" W.C.	1426 CFH	1-1/2" BODY W/ 1/2" PORT DIA.	

DRAIN SCHEDULE								
TAG	MFR	MODEL #	BODY			STRAINER		VARIATIONS
			TYPE	STYLE	MATERIAL	STYLE	MATERIAL	
DSN-1	JAY R. SMITH	1770-NB-BS	HORIZ DISCH.	-	-	-	-	NICKEL BRONZE WITH BIRD SCREEN
FD-1	JAY R. SMITH	2005-B--P050-U	FLOOR DRAIN	VERTICAL	CAST IRON	SQUARE	NICKEL BRONZE	-
FD-2	JAY R. SMITH	3510-F19-P050	FLOOR DRAIN	VERTICAL	CAST IRON	ROUND	NICKEL BRONZE	-
FD-3	JAY R. SMITH	2110-FB-P050-U-NB	FLOOR DRAIN	VERTICAL	CAST IRON	ROUND	NICKEL BRONZE	SEDIMENT BUCKET, HINGED GRATE, TRAP PRIMER.
FS-1	JAY R. SMITH	3140-13	FLOOR SINK DRAIN	VERTICAL	A.R.C.I.	SQUARE	NICKEL BRONZE	3/4 GRATE & N.B. RIM. PROVIDE TRAP PRIMER
FS-2	JAY R. SMITH	3140-41	FLOOR SINK DRAIN	VERTICAL	A.R.C.I.	SQUARE	NICKEL BRONZE	SOLID GRATE & N.B. RIM. PROVIDE WITH ADDITIONAL 3/4" GRATE FOR FUTURE. PROVIDE TRAP PRIMER.
RD-1	JAY R. SMITH	1010-CER	ROOF DRAIN	VERTICAL	CAST IRON	LOW PROFILE	CAST IRON	UNDERDECK CLAMP, EXTENSION & SUMP RECEIVER
RD-2	JAY R. SMITH	1080-CER	OVERFLOW ROOF DRAIN	VERTICAL	CAST IRON	LOW PROFILE	CAST IRON	UNDERDECK CLAMP, EXTENSION, SUMP RECEIVER & 2" DAM COLLAR

MIXING VALVE SCHEDULE								
MV#	MFR	MODEL	CW INLET	HW INLET	BW OUTLET	MOUNTING TYPE	OUTLET TEMPERATURE	NOTES
MV-1	CHICAGO	131-ABNF	1/2"	1/2"	1/2"	WALL (SURFACE)	105 °F	ROUTE BELNDED WATER TO HOT WATER SIDE OF FAUCET

HOT WATER RECIRCULATION PUMP SCHEDULE														
#	MFR	MODEL #	SERVICE	TYPE	GPM	FEET HD	RPM	ELECTRICAL					FLANGE SIZE	NOTES
								HP	V	PH	HZ	AMPS		
HWR-1	TACO	0015	HOT WATER	IN-LINE	2.5	9	3250	1/20	120	1	60	1 A	3/4"	DDC CONTROLS. 3-SPEED MOTOR
HWR-2	TACO	0015	HOT WATER	IN-LINE	1.0	6	3250	1/20	120	1	60	1 A	3/4"	DDC CONTROLS. 3-SPEED MOTOR

NAC
ARCHITECTURE
nacarchitecture.com

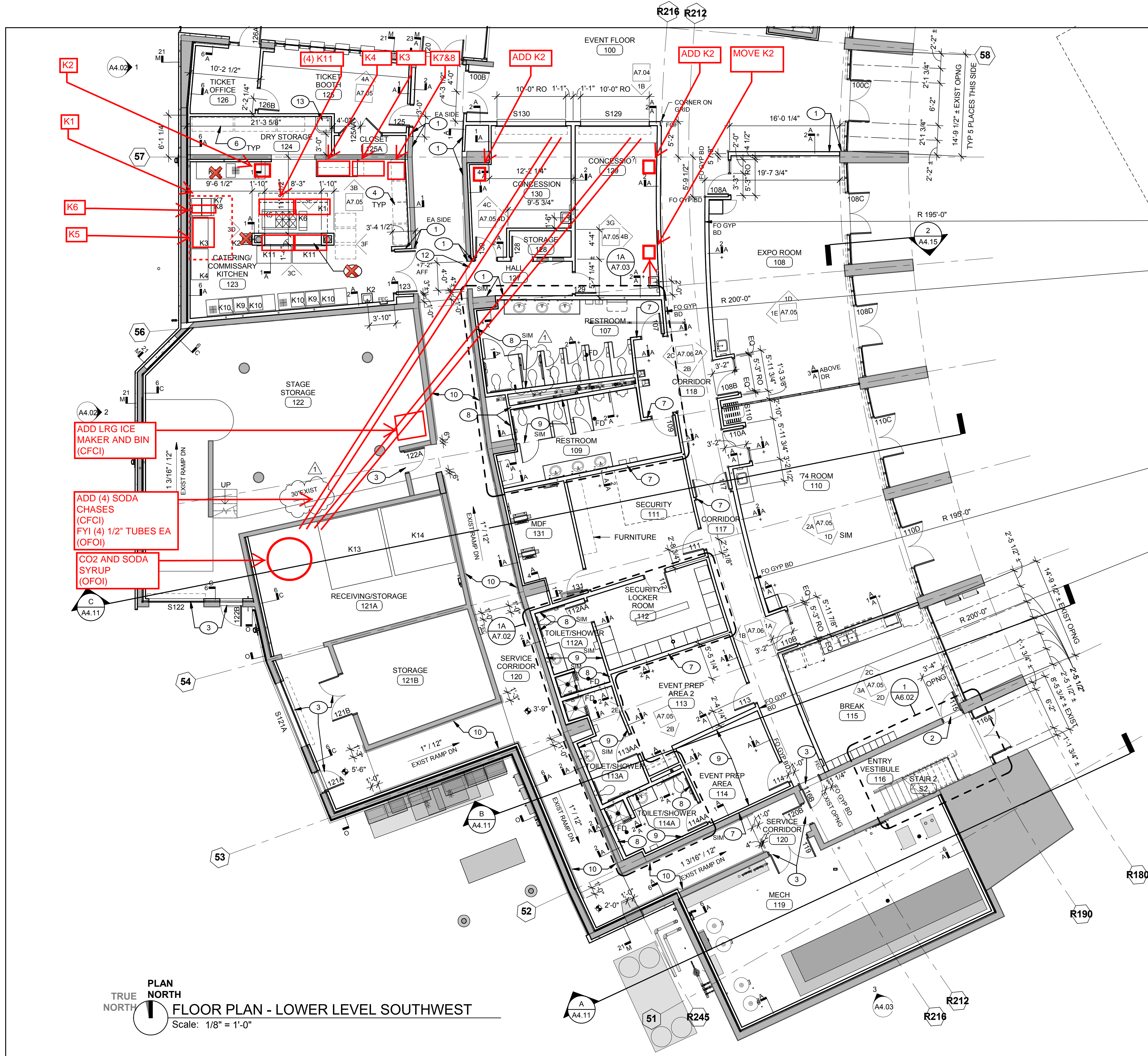
	DRAWN	Author
	DESIGNED	Designer
	CHECKED	Checker
	APPROVED	Approver



CITY OF SPOKANE, WASHINGTON
DEPARTMENT OF PARKS AND RECREATION
808 WEST SPOKANE FALLS BLVD.
SPOKANE, WASHINGTON 99201-3343
(509) 625-6200

PROJECT TITLE:	RIVERFRONT PARK US PAVILION
	100% CD
SHEET TITLE:	SCHEDULES - PLUMBING

DIGITALLY SIGNED:		07/02/1
TYPE OF IMPROVEMENT:		PARK
CITY PURCHASING NUMBER	DRAWING NUMBER	
OPR2017-0373	P0.0	
P#:	OF #	REVISION NO.:



GENERAL NOTES

- SEE SHEET A3.01A FOR FLOOR PLAN GENERAL NOTES AND WALL TYPE NOTES AND ASSEMBLIES

CODED NOTES - FLOOR PLAN

- ALIGN FINISHES BETWEEN NEW AND/OR EXISTING CONSTRUCTION.
- OVERSIZE CUT OPENING IN EXIST CONC WALL BY 1" WIDE AND 1/2" TALL TO ALLOW FOR NEW DOOR/GLAZING FRAME. SEE LISTED DIMENSION, DOOR SCHEDULE, AND/OR INTERIOR ELEVATIONS.
- NEW DOOR IN EXISTING OPENING. PATCH & REPAIR EXIST WALL AS REQUIRED TO MATCH NEW CONSTRUCTION. SEE ALSO DOOR SCHEDULE.
- CATERING CARTS (NIC)
- HALF HEIGHT WALL WITH CUSTOM SS TOP. PROVIDE GAS, ELEC & WATER
- STORAGE SHELVING UNITS (NIC)
- ALIGN CENTERLINE OF WALL WITH EXISTING BUILDING RADIUS. WALL TO BE PERPENDICULAR TO EXISTING "R" GRIDS
- WALL TO BE PERPENDICULAR TO ADJACENT WALL ALIGNED WITH BLDG RADIUS. SEE CODED NOTE #7.
- WALL TO BE PARALLEL TO ADJACENT WALL ALIGNED WITH BLDG RADIUS. SEE CODED NOTE #7
- NEW HANDRAIL: PROVIDE 1-1/2" STD SS HANDRAIL W/ TOP OF RAIL AT 35" AFF AS SHOWN. PROVIDE WALL BRACKETS AT 72" OC MAX
- REMOVE EXISTING DOOR AND FRAME. PATCH & REPAIR EXISTING WALL AS REQ'D TO MATCH NEW CONSTRUCTION.
- SAWCUT NEW OPENING IN EXISTING WALL PER WIDTH AND HEIGHT NOTED. PATCH AND REPAIR OPENING AS REQ'D TO MATCH NEW CONSTRUCTION.
- TYPICAL MOP SINK AREA. SEE 1b/A7.01


KITCHEN EQUIPMENT LIST - SEE SPECS

- K1 TYPE-1 KITCHEN HOOD
K2 HAND WASH SINK
K3 REACH-IN FREEZER
K4 REACH-IN REFRIGERATOR
K5 GAS RANGE, OVEN & GRIDDLE
K6 GAS FRYER
K7 ICE MAKER
K8 ICE BIN
K9 SS 3 COMPARTMENT SINK
K10 SINK FAUCET
K11 SS WORK TABLE
K12 CUSTOM SS WORK TABLE W/ SINK, DISPOSAL & FLOOR SINK
K13 WALK-IN REFRIGERATOR
K14 WALK-IN FREEZER

RIVERFRONT PARK
PAVILION KITCHEN
CHANGE REQUEST

SEPT 13, 2018
B. ELLISON

100% CD



SHEET ISSUE DATE: 5.21.18

DIGITALLY SIGNED: --

TYPE OF IMPROVEMENT: ARCHITECTURAL

CITY PURCHASING NUMBER DRAWING NUMBER

OPR2017-0373 A3.01b

PR OF # REVISION NO.

NAC
ARCHITECTURE
nacarchitecture.com

LOCATION BRASS CAP ON CONCRETE WALL AT SW CORNER
OF HOWARD STREET BRIDGE

ELEVATION 1878.66' HORIZONTAL (AS NOTED)

CBM NO. 43N, 44W VERTICAL (AS NOTED)

CITY DATUM SCALE

BAR IS ONE INCH ON
ORIGINAL DRAWING.

IF NOT ONE INCH ON
THIS SHEET, ADJUST
SCALES ACCORDINGLY


CURRENT DESIGN STANDARDS
CCS - ADOPTED 2/95

DRAWN MSC

DESIGNED Designer

CHECKED Checker

APPROVED Approver



CITY OF SPOKANE, WASHINGTON
DEPARTMENT OF PARKS AND RECREATION

808 WEST SPOKANE FALLS BLVD.
SPOKANE, WASHINGTON 99201-3343
(509) 625-6200

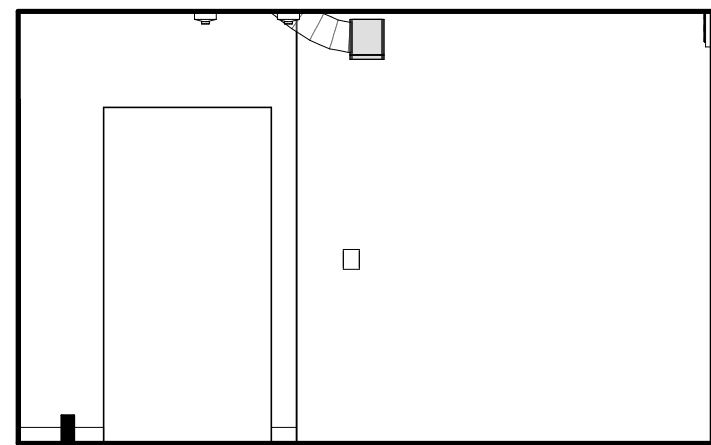
PROJECT TITLE: RIVERFRONT PARK US PAVILION

100% CD

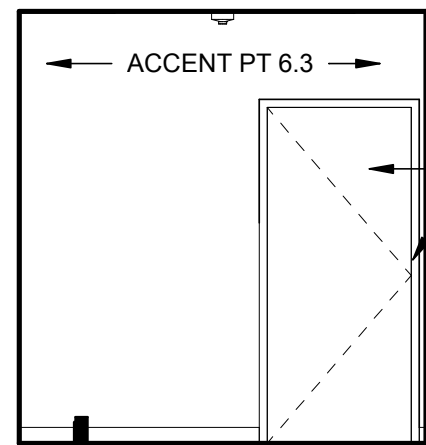
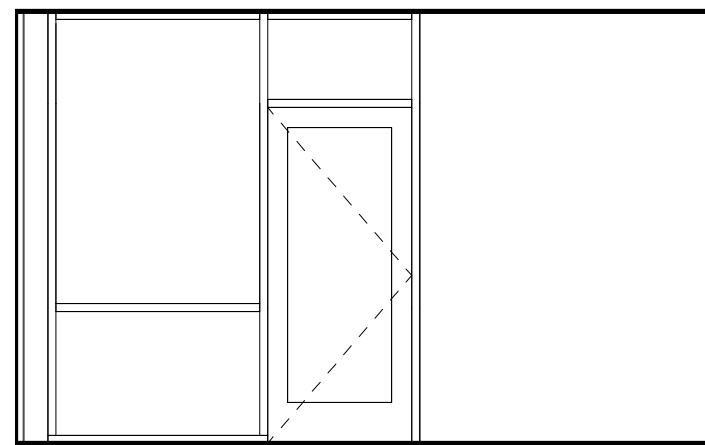
SHEET TITLE: FLOOR PLAN - WEST BLDG - SW - LOWER LEVEL

PLAN
TRUE NORTH
FLOOR PLAN - LOWER LEVEL SOUTHWEST
Scale: 1/8" = 1'-0"

PERMIT RESPONSES
REVISIONS
07/02/2018
DATE

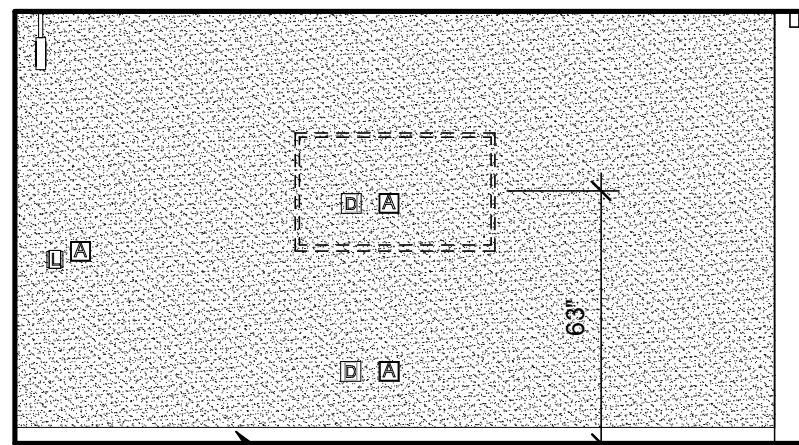


13
A5.30

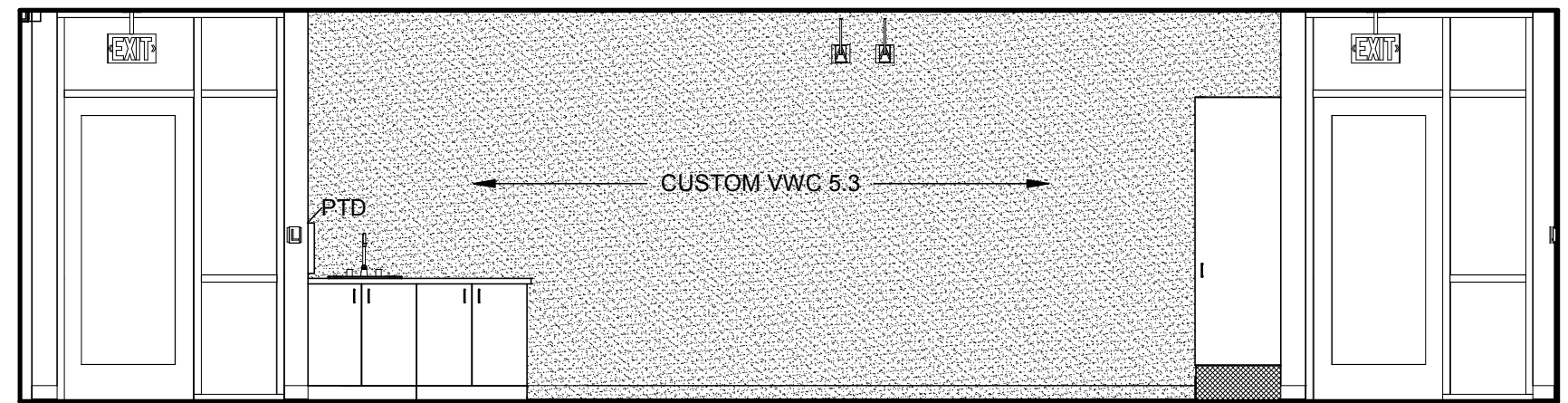


PAINT DOOR
& FRAME
PT 6.3

13
A5.30



RUBBER BASE, TYP UNO



CASEWORK IDENTIFICATION

A TYPICAL CABINET - SEE 1/A5.50
B KNEE SPACE SUPPORT - SEE 2/A5.50
C DRAWERS - SEE 4/A5.50
D MICROWAVE SHELF - SEE 5/A5.50
E CLOSET ROD & SHELF - SEE 7/A5.50
F AV CABINET - SEE 8/A5.50

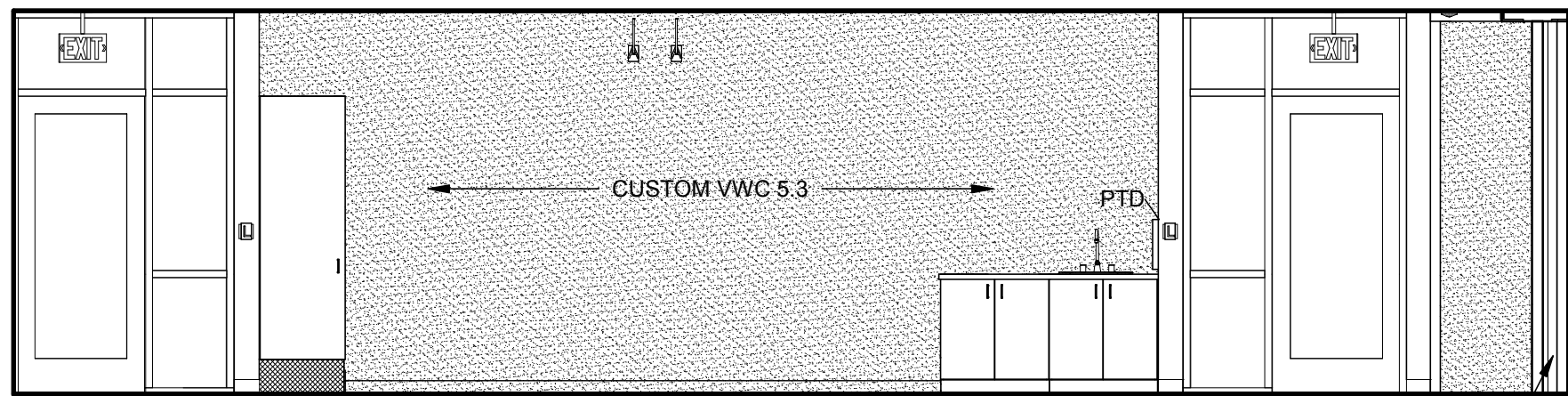
1A ENTRY VESTIBULE 105 - NORTH
Scale: 1/4" = 1'-0"

1B ENTRY VESTIBULE 105 - SOUTH
Scale: 1/4" = 1'-0"

1C ENTRY VESTIBULE 105 - WEST
Scale: 1/4" = 1'-0"

1D EXPO ROOM 108 - NORTH
Scale: 1/4" = 1'-0"

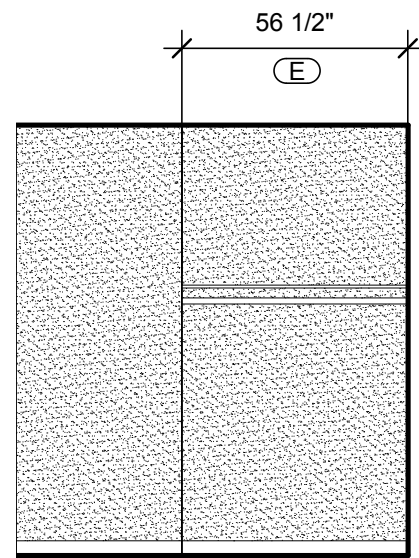
1E EXPO ROOM 108 - WEST
Scale: 1/4" = 1'-0"



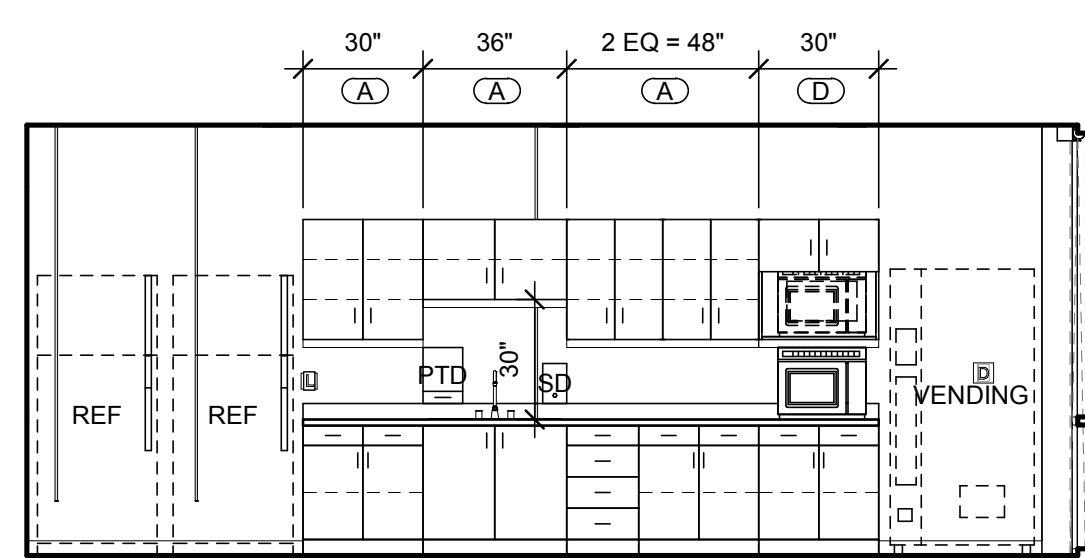
24 1/8"
(F)

2 EQ = 61 1/4"
(A)

OPERABLE WALL



56 1/2"
(E)

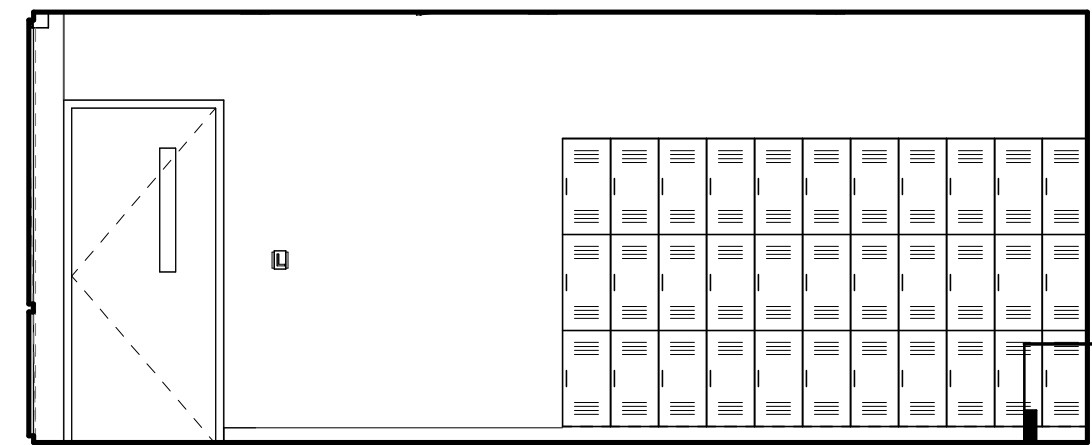


69" +/-
CLR (A)

30" (A) 36" (A) 2 EQ = 48" (A) 30" (D)

REF REF PTD SD VENDING

69" +/- CLR (A) 30" (A) 36" (C) 2 EQ = 60" (A) 40" +/- CLR



2
A5.30
TYP

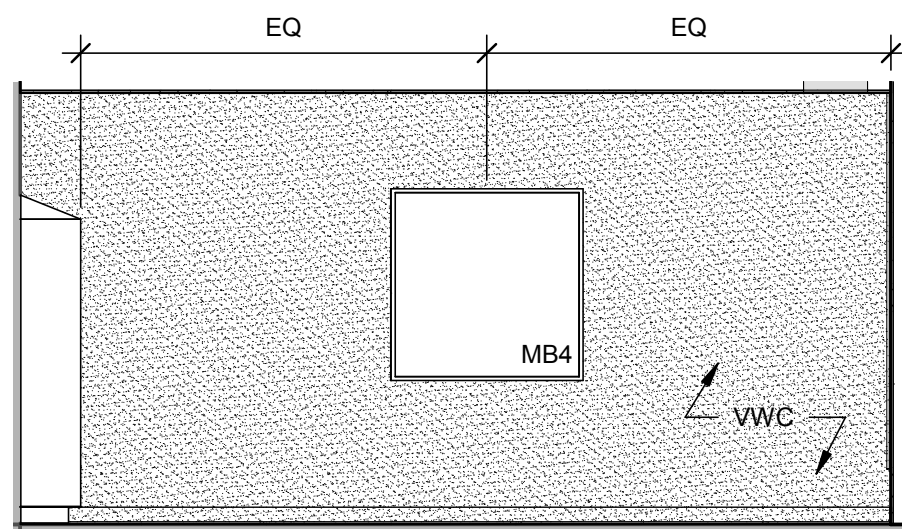
11 EQ = 132"
33 LOCKERS TOTAL

2A '74 ROOM 110 - WEST
Scale: 1/4" = 1'-0"

2B 113 - SOUTH
Scale: 1/4" = 1'-0"

2C BREAK 115 - NORTH
Scale: 1/4" = 1'-0"

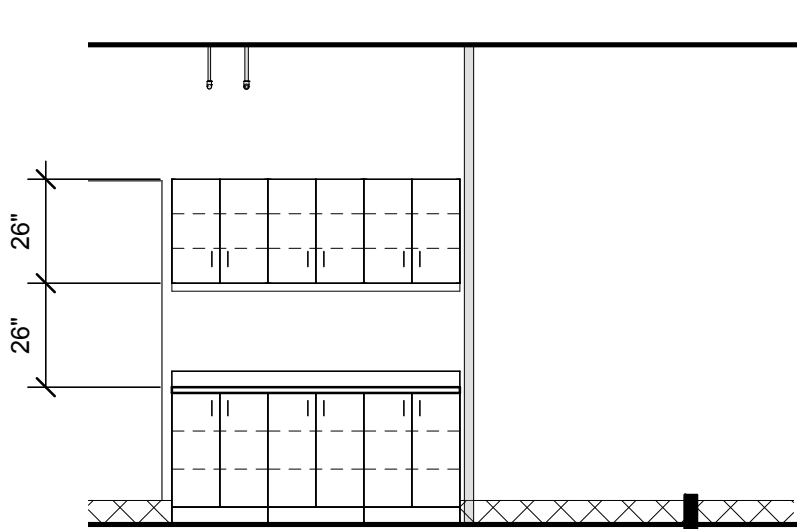
2D BREAK 115 - SOUTH
Scale: 1/4" = 1'-0"



EQ EQ

MB4

VWC

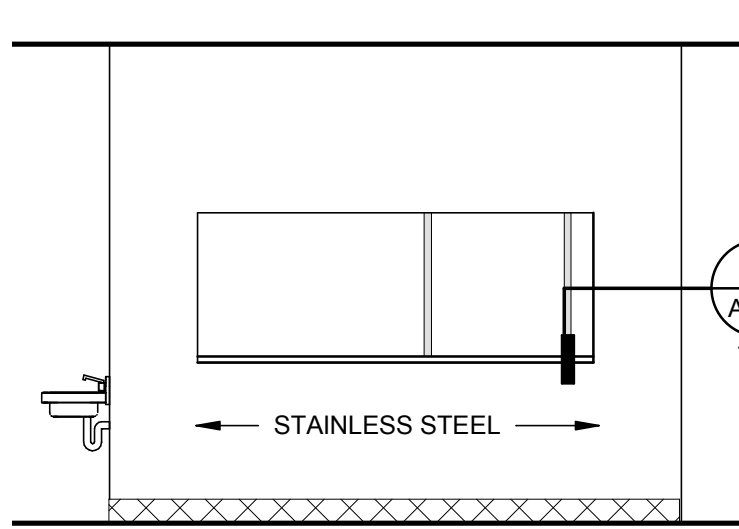


26"

26"

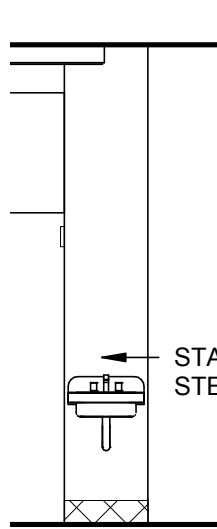
3 EQ = 72"
(A)

4
A5.30
TYP

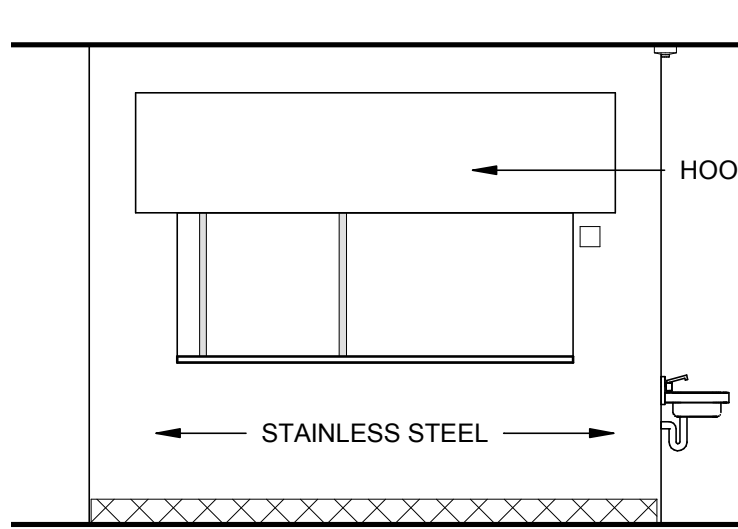


STAINLESS STEEL

9
A5.50
TYP

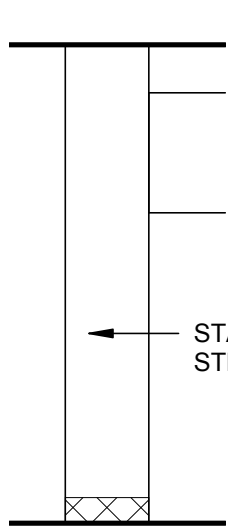


STAINLESS STEEL

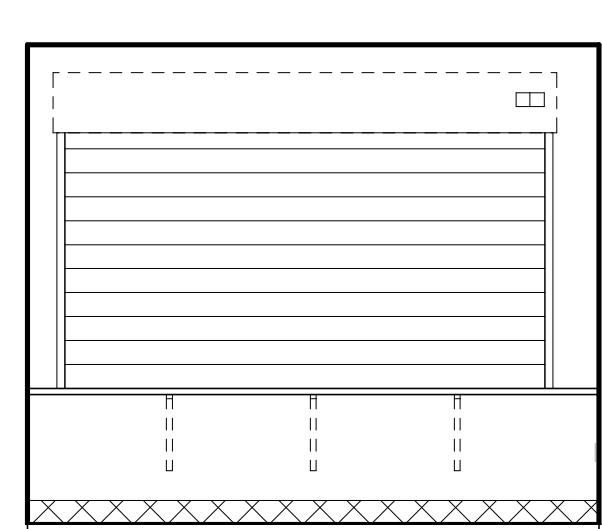


HOOD

STAINLESS STEEL



STAINLESS STEEL



143"
(B) SIM

3A BREAK 115 - WEST
Scale: 1/4" = 1'-0"

3B KITCHEN 123 - NORTH
Scale: 1/4" = 1'-0"

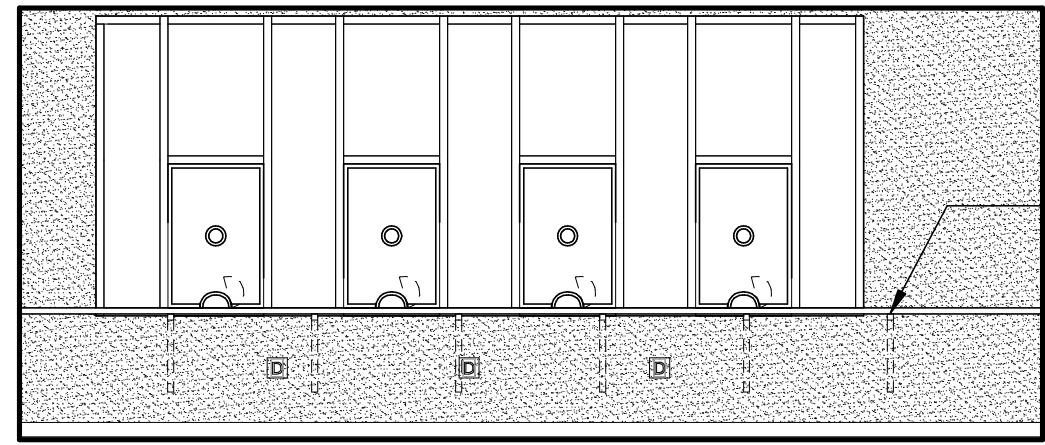
3C KITCHEN 123 - NORTH
Scale: 1/4" = 1'-0"

3D 123 - EAST
Scale: 1/4" = 1'-0"

3E KITCHEN 123 - SOUTH
Scale: 1/4" = 1'-0"

3F 123 - WEST
Scale: 1/4" = 1'-0"

3G CONCESSION 129 - NORTH
Scale: 1/4" = 1'-0"



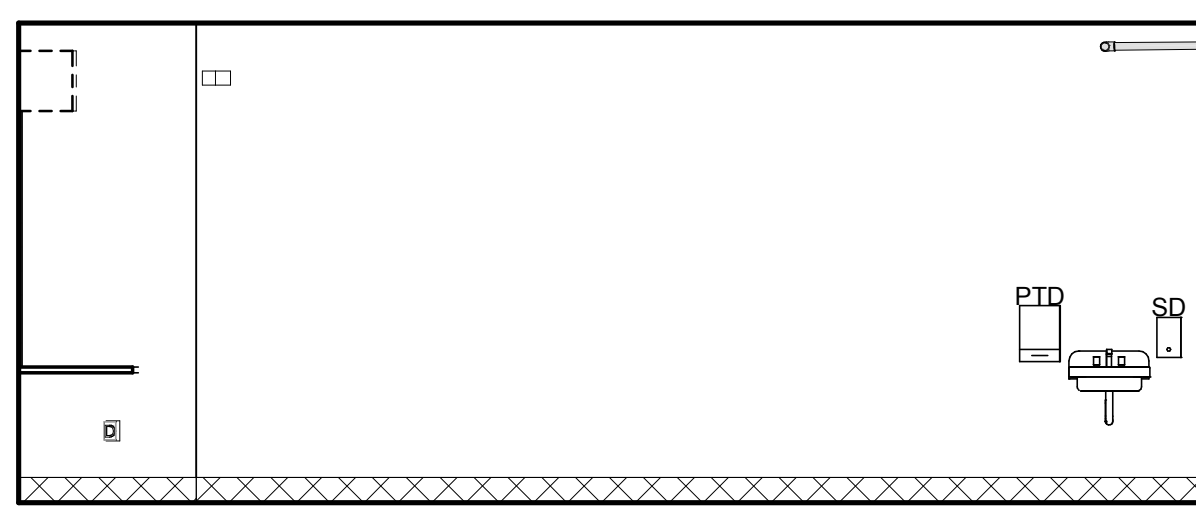
(B) SIM

UNDERCOUNTER
SUPPORT BRACKET,
EQ SPACED, TYP

33"

255 3/4"

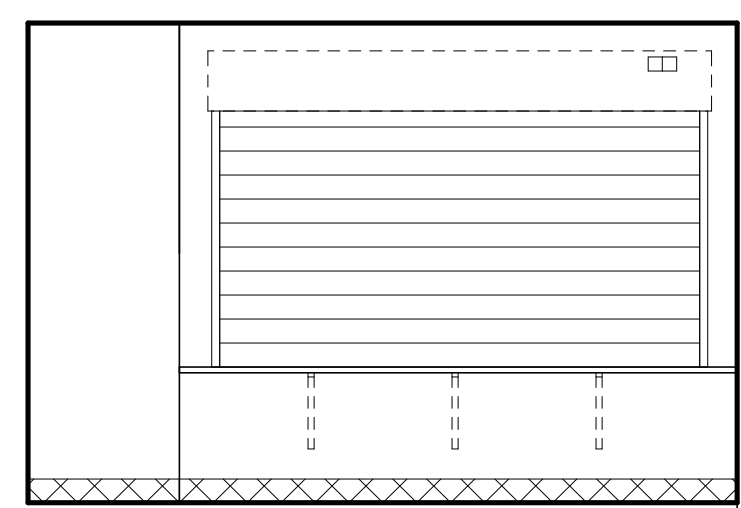
4A TICKET BOOTH 125 - NORTH
Scale: 1/4" = 1'-0"



PTD

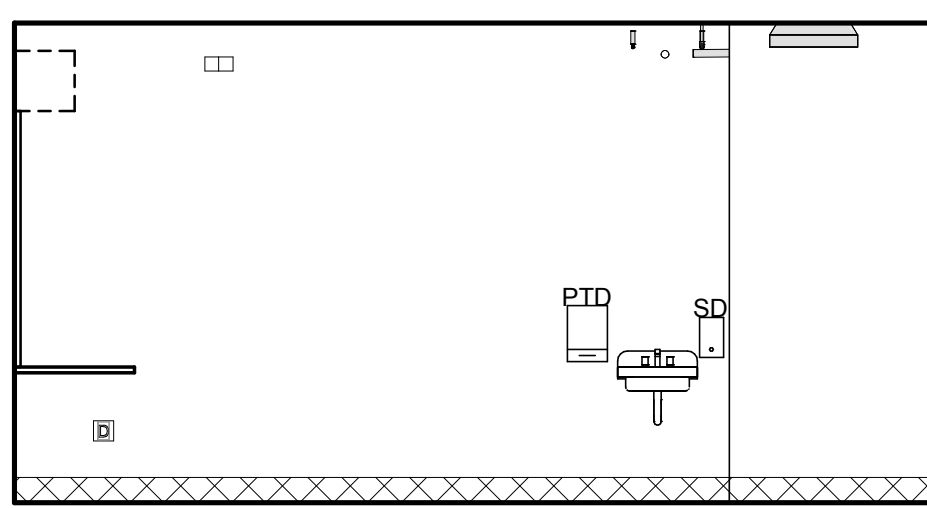
SD

4B CONCESSION 129 - EAST
Scale: 1/4" = 1'-0"



139 1/2"
(B) SIM

4C CONCESSION 130 - NORTH
Scale: 1/4" = 1'-0"



PTD

SD


4D CONCESSION 130 - EAST
Scale: 1/4" = 1'-0"

BY	REVISIONS	DATE

NAC
ARCHITECTURE
nacarchitecture.com

LOCATION BRASS CAP ON CONCRETE WALL AT SW CORNER OF HOWARD STREET BRIDGE	ELEVATION 1878.66'	CITY DATUM
DESIGNED DESIGNER	CHECKED CHECKER	APPROVED APPROVER
DRAWN AUTHOR	DRAWN AUTHOR	DRAWN AUTHOR
DESIGNED DESIGNER	CHECKED CHECKER	APPROVED APPROVER
DRAWN AUTHOR	DRAWN AUTHOR	DRAWN AUTHOR
DESIGNED DESIGNER	CHECKED CHECKER	APPROVED APPROVER

CURRENT DESIGN STANDARDS
CCS - ADOPTED 2/95



CITY OF SPOKANE, WASHINGTON
DEPARTMENT OF PARKS AND RECREATION
808 WEST SPOKANE FALLS BLVD.
SPOKANE, WASHINGTON 99201-3343
(509) 625-6200

PROJECT TITLE: RIVERFRONT PARK US PAVILION	100% CD
SHEET TITLE: INTERIOR ELEVATIONS	

100% CD
REGISTERED
ARCHITECT
KEITH M. COMES
STATE OF WASHINGTON

SHEET ISSUE DATE: 02/13/18

DIGITALLY SIGNED: --

TYPE OF IMPROVEMENT: ARCHITECTURAL

CITY PURCHASING NUMBER

OPR2017-0373

REVISION NO.:


OF #

DRAWING NUMBER

A7.05

Riverfront Park Pavilion
ROM for Kitchen Re-design

1/17/2019

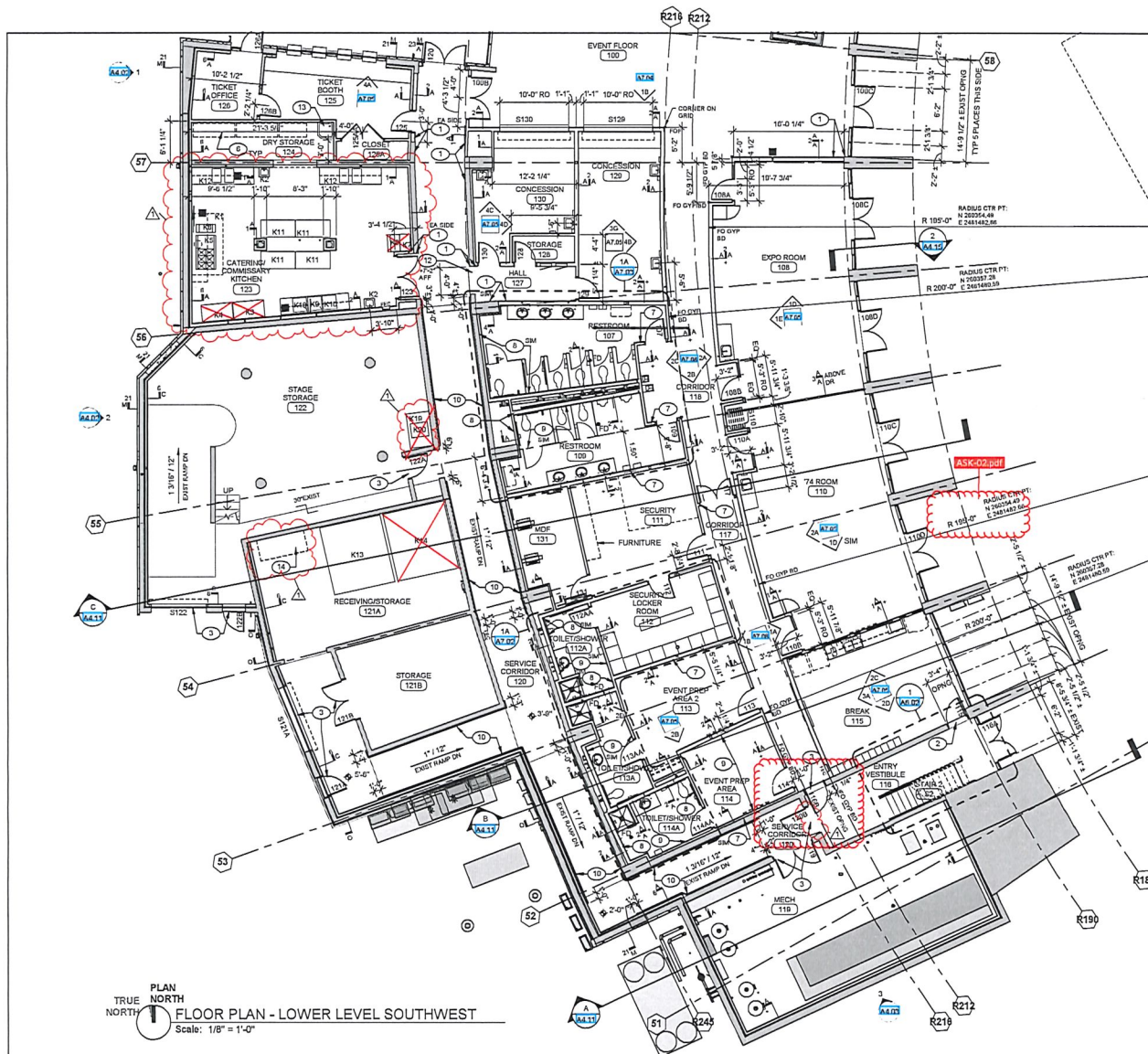


Garco Construction, Inc.

Phase	Description	Quan. Unit	UNIT PRICES				TOTALS				
			Labor	Material	Equip.	Garco Sub.	Labor	Material	Equip.	Garco Sub.	TOTAL
	Kitchen Re-Design Adds-NAC	1.0 LS	-	-	-	\$ 14,365	-	-	-	\$ 14,365	\$ 14,365
	Additional Demolition of Floor - Sawcutting	42.0 HR	\$ 55.00	-	\$ 5.00	\$ 675	2,310.00	-	210.00	\$ 675	\$ 3,195
	Removal of Concrete	48.0 MH	\$ 55.00	\$ 12.00	\$ 8.00	\$ -	\$ 2,640	\$ 576	\$ 384	\$ -	\$ 3,600
	Excavation for Underground	32.0 MH	\$ 55.00		\$ 20	-	\$ 1,760	-	\$ 640	\$ -	\$ 2,400
	Backfill for Underground	16.0 MH	\$ 55.00		\$ 20	-	\$ 880	-	\$ 320	\$ -	\$ 1,200
	Pour new Slab-On-Grade	600.0 SF	\$ 7.00	\$ 2.00	\$ 1.50	-	\$ 4,200	\$ 1,200	\$ 900	\$ -	\$ 6,300
	Equipment Costs - Spokane Restaurant	1.0 LS	-	-	-	\$ 71,075	-	-	-	\$ 71,075	\$ 71,075
	Plumbing Costs	1.0 LS	-	-	-	\$ 25,589	-	-	-	\$ 25,589	\$ 25,589
	HVAC Costs	1.0 LS	-	-	-	\$ 16,185	-	-	-	\$ 16,185	\$ 16,185
	Electrical Costs	1.0 LS	-	-	-	\$ 6,545	-	-	-	\$ 6,545	\$ 6,545
	Original Allowance	1.0 SF	-	-	-	\$ (60,000)	-	-	-	\$ (60,000)	\$ (60,000)
	MAU Unit	1.0 LS				25,000				\$25,000.00	\$25,000
SUB-TOTALS							11,790	1,776	2,454	99,434	115,454
ADD-ONS:											
OH&P: on Garco (as subcontractor) self-performed work.							12.00% (of Labor, Material & Equip.)				1,922
OH&P: on Garco (as subcontractor) subcontracted work							4.00% (of Subcontract)				3,977
							SUB-TOTAL				121,354
Insurance							1.00% (of Subtotal)				1,214
Bond Premium							0.75% (of Subtotal)				910
							SUB-TOTAL				123,477
B & O Tax							0.47% (of Subtotal)				570
TOTAL - POTENTIAL CHANGE ORDER											\$ 124,048

SPECIFIC EXCLUSIONS:

1. WSST
2. MAU costs assumed with DB contingency.
3. Owner supplied kitchen equipment.



PLAN NORTH
TRUE NORTH
1 FLOOR PLAN - LOWER LEVEL SOUTHWEST
Scale: 1/8" = 1'-0"

GENERAL NOTES

- SEE SHEET A3.01A FOR FLOOR PLAN GENERAL NOTES AND WALL TYPE NOTES AND ASSEMBLIES

CODED NOTES - FLOOR PLAN

- ALIGN FINISHES BETWEEN NEW AND/OR EXISTING CONSTRUCTION.
- OVERSIZE CUT OPENING IN EXIST CONC WALL BY 1" WIDE AND 1/2" TALL TO ALLOW FOR NEW DOORGLAZING FRAME. SEE LISTED DIMENSION, DOOR SCHEDULE, AND/OR INTERIOR ELEVATIONS.
- NEW DOOR IN EXISTING OPENING. PATCH & REPAIR EXIST WALL AS REQUIRED TO MATCH NEW CONSTRUCTION. SEE ALSO DOOR SCHEDULE.
- STORAGE SHELVING UNITS (N/C)
- ALIGN CENTERLINE OF WALL WITH EXISTING BUILDING RADIUS. WALL TO BE PERPENDICULAR TO EXISTING "R" CURVES.
- WALL TO BE PERPENDICULAR TO ADJACENT WALL ALIGNED WITH BLDG RADIUS. SEE CODED NOTE #7.
- WALL TO BE PARALLEL TO ADJACENT WALL ALIGNED WITH BLDG RADIUS. SEE CODED NOTE #7.
- NEW HANDRAIL. PROVIDE 1-1/2" STD SS HANDRAIL W/ TOP OF RAIL AT 36" AFF AS SHOWN. PROVIDE WALL BRACKETS AT 72" OC MAX.
- REMOVE EXISTING DOOR AND FRAME. PATCH & REPAIR EXISTING WALL AS REQ'D TO MATCH NEW CONSTRUCTION.
- SAWCUT NEW OPENING IN EXISTING WALL. PER WIDTH AND HEIGHT NOTED. PATCH AND REPAIR OPENING AS REQ'D TO MATCH NEW CONSTRUCTION.
- TYPICAL MOD SINK AREA. SEE 18A.07.01.
- CO2 AND SODA SYRUP STORAGE LOCATION (OFCO)

KITCHEN EQUIPMENT LIST - SEE SPECS

- K1 CANOPY HOOD
- K2 HAND WASH SINK
- K3 REACH-IN FREEZER
- K4 REACH-IN REFRIGERATOR
- K5 GAS RANGE, OVEN & GRIDDLE
- K6 GAS FRYER
- K7 ICE MAKER
- K8 ICE BIN
- K9 SS 3 COMPARTMENT SINK
- K10 SINK FAUCET
- K11 SS WORK TABLE
- K12 CUSTOM SS WORK TABLE W/ SINK, DISPOSAL & FLOOR SINK
- K13 WALK-IN REFRIGERATOR
- K14 WALK-IN FREEZER
- K19 ICE MACHINE
- K20 ICE CUBER

CONFORMED SET

REGISTERED ARCHITECT
STATE OF WASHINGTON

SHEET DATE: 10/10/18
DIGITALLY SIGNED:
PROJECT TITLE: RIVERFRONT PARK US PAVILION
CONFORMED SET
CITY PURCHASING NUMBER: OPR2017-0373
DRAWING NUMBER: A3.01b
DATE: 11/15/18

RK	1. OWNER REQUESTED & VE REVISIONS	11/15/18
BY	REVISIONS	DATE

NAC
ARCHITECTURE
nacarchitecture.com

LOCATION: BRASS CAP ON CONCRETE WALL AT SW CORNER OF HOWARD STREET BRIDGE.
ELEVATION: 100.00
TYPICAL: 100.00
CITY DATUM
SCALE
BAR IS ONE INCH ON ORIGINAL DRAWING.
IF NOT ONE INCH ON THIS SHEET, ADJUST SCALES ACCORDINGLY.

CURRENT DESIGN STANDARDS
CCS - ADOPTED 2005
DESIGNED: MDC
CHECKED: DAWSON
APPROVED: [Signature]
DATE: 10/10/18



CITY OF SPOKANE, WASHINGTON
DEPARTMENT OF PARKS AND RECREATION
800 WEST SPOKANE FALLS BLVD.
SPOKANE, WASHINGTON 99204-3040
(509) 624-3338

PROJECT TITLE: RIVERFRONT PARK US PAVILION
CONFORMED SET
CITY PURCHASING NUMBER: OPR2017-0373
DRAWING NUMBER: A3.01b
DATE: 11/15/18

US Pavilion Kitchen Pricing

Inclusions:

- | | | |
|------------|---------------------------------|-------------------------|
| 1. K-1 | Exhaust Hood | |
| 2. K-1.1 | Class 1 Hood Install | |
| 3. K-1.2 | Stainless Steel Wall Panels | |
| 4. K-2 | Hand Sink | 2-Kitchen 4-Concessions |
| 5. K-5 | 60" Wolf Range | |
| 6. K-6 | Gas Floor Fryer | |
| 7. K-9 | (3) Compartment Sink | |
| 8. K-10 | Wall Splash Mount Faucet | |
| 9. K-11 | S/S Table | 4 ea. |
| 10. K-12 | S/S Work Table | 2 ea. |
| 11. K-12.1 | Disposer | 2 ea. |
| 12. K-12.2 | Deck Mount Faucet | 2 ea. |
| 13. K-13 | Walk-in Refrigerator | |
| 14. K-13.1 | Walk-in Cooler Install | |
| 15. ZZ | Deliver/ Uncrate/ Set Equipment | |
| 16. | MAU Unit—Apollo Mechanical | |

Exclusions:

- | | |
|------------|-----------------------|
| 1. K-3 | Reach-in Freezer |
| 2. K-4 | Reach-in Refrigerator |
| 3. K-7/K8 | Ice Cuber |
| 4. K-19/20 | Ice Cuber (Large) |

01/21/2019

To:
 GARCO CONSTRUCTION
 Scott Battaglia

Project:
 REVISED 1/21/19 Copy of MAIN-
 RIVERFRONT SPOKANE PAVILION

From:
 Spokane Restaurant Equipment
 Sean Mallert
 1750 E. Trent Ave.
 Spokane, WA 99202-2943
 509-534-5500
 (509) 534-5500 205 (Contact)

Thank You For This Opportunity!

CCB#206909

Please Note: Items Marked "Optional" and "Alternate" are "Not Calculated" in the Project Grand Total.

Item	Qty	Description	Sell	Sell Total
K1	1 ea	EXHAUST HOOD Captive-Aire Model No. 5412SND-2 - 9FT 0" Hood #1 - Job #3586219 5412SND-2 - 9ft 0" Long Sloped Exhaust-Only Wall Canopy Hood for Low Ceiling Applications with Built-in 3" Back Standoff x1 - 430 SS Where Exposed x1 - Utility Cabinet on the Left Side 12.00" Width x 27" Length x 24.00" Height x1 - Fire Cabinet Wall Mounted 12" Width x 24" Length x 24" Height x1 - FILTER - 20" tall x 16" (19.625" by 15.625") wide Stainless Steel Captrate Solo filter with hook, ETL Listed. Particulate capture efficiency: 85% efficient at 9 microns, 76% efficient at 5 microns. Used on hoods shipped AFTER 7/27/17. x6 - L55 Series E26 Canopy Light Fixture - High Temp Assembly, Includes Clear Thermal and Shock Resistant Globe (L55 Fixture), Bulbs By Others x3 - EXHAUST RISER - Field Cut 14" Diameter X 4" Height x1 - 1/2 Pint Grease Cup New Style, Flanged Slotted x2 - FINISHED BACK - GROUND/POLISH 108.00" Long x1 - Electrical Package Installation in Utility Cabinet by Plant. x1 - INSULATION FOR BACK OF HOOD x1 - Parts required to mount prewire sensor in capture volume of hood. Sensor installed directly in line with center of riser and in center of capture volume front to back. Sensor supplied from ECP tied to hood. x1	\$3,049.00	\$3,049.00
	1 ea	ANSUL-3.0/3.0-MANIFOLD Fire System #1 - Job #3554051 ANSUL-3.0/3.0-MANIFOLD-WC Ansul 6 gallon Manifolded Fire System in Wall Mounted Utility Cabinet (includes pre-piped hood(s) with detection, tank(s), release mechanism, microswitches and pull station).	\$3,116.00	\$3,116.00

Includes piping for hood: 1.

Spokane Restaurant Equipment

01/21/2019

Item	Qty	Description	Sell	Sell Total
		- SC-EGVA2 GAS VALVE - 2" Electrical Shutoff Valve for use with HMI reset, 110V, 60Hz (#8214280). Includes upstream strainer assembly.		
1 ea		HOOK-UP FIRE SUPPRESSION SYSTEM HOOK-UP	\$3,146.00	\$3,146.00
1 ea		DCV-0011 Electrical System #1 - Job #3586219	\$1,470.00	\$1,470.00
		DCV-0011 Demand Control Ventilation, w/ control for 0-10V, Exhaust on in Fire, Lights out in Fire, Fans modulate based on duct temperature. INVERTER DUTY 3 PHASE MOTOR REQUIRED FOR USE WITH VFD. Room temperature sensor shipped loose for field installation. Verify distance between VFD and Motor; additional cost could apply if distance exceeds 50 feet. Includes 1 Duct Thermostat kit. x1		
		- CASLink building monitoring system communications module. Requires internet & field wired ethernet connection or 3G cellular service. Includes Rev 3 Comm Module, RJ45 to modbus converter, 3 FT cat5 cable, and 1 FT of shielded twisted pair. x1		
		- Digital Prewire Lighting Relay Kit. Includes hood lighting relay & terminal blocks. Allows for up to 1400W of lighting each. x1		
		- Thermistor CABLE - 18/2 AWG GREEN WHITE, plenum rated. USED for thermistor duct stat. Per Foot Price. x100		
1 lt		DI-PSP-12-24X24 24" X 24" DROP IN PSP DI-PSP-12-24X24 24" x 24" Drop In PSP. Includes 12" round Supply Collar and Sliding Radial Damper and double perforation layer. Max CFM = 600 @ .18" w.c. Fits in 24" x 24" ceiling grid. Fully Insulated. x4	\$797.00	\$797.00
1 ea		FACTORY SERVICES Factory Services	\$676.00	\$676.00
		Service Design Verification for CASLink Ethernet. x1		
		Service Design Verification for Demand Control Ventilation x1		
		Service Design Verification for Hood x1		
		Service Design Verification for Site Meeting w/ additional mileage charge. x1		
		Service Design Verification Mileage Charge: (21) x 2 = 42 total miles x1		
1 lt		FRT FREIGHT FOR CAPTIVE AIRE HOOD / FSS / CONTROLS ONLY	\$596.00	\$596.00
		REVISED HOOD SPEC 9'0" FOR 60" RANGE AND 2 FRYERS		
ITEM TOTAL:				\$12,850.00
K1.1	1 ea	CLASS 1 HOOD INSTALL	\$2,591.00	\$2,591.00
		Krueger Sheet Metal Model No. INSTALL		
		HOOD INSTALL		
		RIVER PARK HOOD INSTALL HOOD INSTALL ONLY		
		Install Customer provided Captive Air HOOD (Quoted Above)		
		Exclude MUA , Duct AND Plumbing		
		Exclude Electrical , Curbs and Gas		
ITEM TOTAL:				\$2,591.00
K1.2	1 lt	MISC S/S	\$2,557.00	\$2,557.00
		Krueger Sheet Metal Model No. MISC Packed It		
		RIVER PARK PAVILION		
		misc stainless steel wall panels		
		4 sides of island wall		
		hood to ceiling closures		
		corner guards		

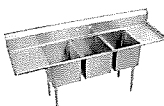
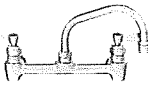
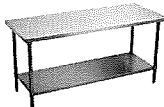
Spokane Restaurant Equipment

01/21/2019

Item	Qty	Description	Sell	Sell Total
2 wall caps at hood pass-through				
			ITEM TOTAL:	\$2,557.00
K2	6 ea	HAND SINK Advance Tabco Model No. 7-PS-66-1X Hand Sink, wall mounted, 14" wide x 10" front-to-back x 5" deep bowl, 20 gauge 304 stainless steel, 7-3/4" high side splashes, with splash mounted faucet, wall bracket, NSF, cCSAus	\$406.00	\$2,436.00
			ITEM TOTAL:	\$2,436.00
K5OPT 2	1 ea	RANGE, 60", 4 BURNERS, 36" GRIDDLE Wolf Model No. C60SC-4B36GT Challenger XL™ Restaurant Range, 60", gas, (4) 30,000 BTU burners with lift-off burner heads, 36" griddle with thermostatic controls, (1) standard oven on left, (1) convection on right, stainless steel front, sides, back riser & high shelf, fully welded body, 6" adjustable legs, 250,000 BTU, CSA, NSF	\$10,821.00	\$10,821.00
			ITEM TOTAL:	\$14,040.00
K6	1 ea	GAS FLOOR FRYER Frymaster Model No. GF14 Fryer, gas, floor model, 40 lb. capacity, open-pot design, millivolt controls, master jet burner, temperature probe, 1-1/4" IPS ball type drain valve, includes: rack-type basket support, basket hanger, flue deflector & twin baskets, stainless steel frypot, door & cabinet, legs & casters, 100,000 BTU, NSF, CSA	\$1,358.00	\$1,358.00
			ITEM TOTAL:	\$14,040.00
	1 ea	Natural gas (specify elevation if over 2,000 ft.)		
	1 ea	803-0197 Clean-Out Rod, 27" long (all models except FQ)	\$46.00	\$46.00
	1 ea	823-9426 Cover, full pot, 15-1/8" W x 20-1/4" D, stainless steel (H55, MJ50, MJ40, GF40, GF14)	\$123.00	\$123.00
	1 kt	Dormont 1675KIT48 Dormont Blue Hose™ Moveable Gas Connector Kit, 3/4" inside dia., 48" long, covered with stainless steel braid, coated with blue antimicrobial PVC, (1) SnapFast® QD, (1) full port valve (2) 90° elbows, coiled restraining cable with hardware, 180,000 BTU/hr	\$171.00	\$171.00


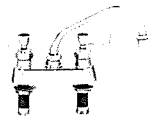

Spokane Restaurant Equipment

01/21/2019

Item	Qty	Description	Sell	Sell Total
		minimum flow capacity, limited lifetime warranty		
			ITEM TOTAL:	\$1,698.00
K9	1 ea	THREE (3) COMPARTMENT SINK Elkay Foodservice Products Model No. 14-3C18X24-2-24X Sink, 3-compartment, 106" x 29-3/4" (O.A.), 36" working height, 18" x 24" bowl, 14" deep, 9-3/4"H backsplash, left & right 24" drainboards, 8" on center faucet holes, stainless steel legs with adjustable feet, 16 gauge 300 series stainless steel, NSF (NET PRICE - No additional discount available)	\$1,336.00	\$1,336.00
				
	1 ea	Waste drain options		
	3 ea	CT-117X Rotary Waste Bracket Only	\$34.00	\$102.00
	3 ea	Fisher 22209 DrainKing Waste Valve, with flat strainer, 12 GPM drain rate, dual teflon seals, stainless steel ball, cast red brass body	\$93.00	\$279.00
			ITEM TOTAL:	\$1,717.00
K10	1 ea	WALL / SPLASH MOUNT FAUCET Fisher Model No. 13277 Faucet, backsplash mount, 8" centers, 14" swing spout, lever handles with color coded indexes, 1/2" NPT male inlets, brass, CSA, ADA Compliant	\$114.00	\$114.00
				
	2 ea	2400-2103 Elbow, 1/2" F x 1/2" F, 90°, brass	\$11.00	\$22.00
	1 ea	1 year warranty against defects in materials or workmanship, standard		
			ITEM TOTAL:	\$136.00
K11	4 ea	WORK TABLE, STAINLESS STEEL TOP Elkay Foodservice Products Model No. WT30S60-STSX Standard Work Table, with undershelf, 60"W x 30"D, 16/300 series stainless steel top, without backsplash, turned down edges, 18 gauge adjustable stainless steel undershelf, stainless steel legs with adjustable stainless steel feet (NET PRICE - No additional discount available)	\$426.00	\$1,704.00
				
	4 st	CT-74X Casters, heavy duty, 5" tall, 2 each locking, set of 4 (NET PRICE - No additional discount available)	\$112.00	\$448.00
			ITEM TOTAL:	\$2,152.00
K12	2 ea	S/S WORK TABLE Krueger Sheet Metal RIVER PARK PAVILION ITEM # 12 work table 30" x 120" x 36" tall 16 ga ss top 18 ga ss undershelf 2 - 18" x 24" x 12" sink 1 5/8" ss shelf with adjustable feet Exclude: faucet and drain	\$3,046.00	\$6,092.00
	2 ea	Fisher 22209 DrainKing Waste Valve, with flat strainer, 12 GPM drain rate, dual teflon seals, stainless steel ball, cast red brass body	\$93.00	\$186.00
			ITEM TOTAL:	\$6,278.00
K12.1	2 ea	DISPOSER	\$1,760.00	\$3,520.00

Spokane Restaurant Equipment

01/21/2019

Item	Qty	Description	Sell	Sell Total
		InSinkErator Model No. SS-100-5-MRS SS-100™ Complete Disposer Package, sink mount system, with #5 adaptor for 3.5" to 4" sink opening, 1 HP motor, stainless steel construction, includes syphon breaker, solenoid valve, flow control valve, manual reverse switch		
	2 ea	(1) year parts & labor warranty from date of installation (standard)		
	2 ea	115v/60/1-ph, 11.6 amps		
	2 ea	SYPHON STD Syphon breaker standard, 1/2" (11477)		
			ITEM TOTAL:	\$3,520.00
K12.2	2 ea	DECK MOUNT FAUCET Fisher Model No. 3511 Faucet, 4" OC deck mount, mixing valve, 8" swing spout, with 1/2" inlets	\$107.00	\$214.00
				
			ITEM TOTAL:	\$214.00
K13	1 ea	WALK IN MODULAR, BOX ONLY (WITH REFRIGERATION SELECTION) Nor-Lake Model No. 10X10X7-7 Fast-Trak™ Indoor Walk-In, 10' x 10' x 7'-7" H, smooth aluminum interior floor, 26 gauge embossed coated steel interior & exterior finish, self-closing door, locking deadbolt handle	\$7,763.00	\$7,763.00
				
	1 ea	15 year original equipment panel warranty		
	1 ea	NASJ75RL4-Q Fast-Trak™ Indoor Remote Refrigeration System, 35°F Cooler, 3/4 hp welded Scroll condensing unit, low profile ceiling mounted coil, R-449A refrigerant, quick-connect fittings, 115-208-230v/60/1-ph	\$2,939.00	\$2,939.00
	1 ea	5 Yr compressor warranty (net)	\$112.00	\$112.00
	1 ea	Pre-charged line set, 5' add Q-5 to model number	\$356.00	\$356.00
	1 ea	Door size 26" x 78"		
	1 ea	Door hinged on right, specify door location with sketch		
	1 ea	157752 48" LED light fixture (shipped loose)	\$221.00	\$221.00
	1 ea	WALK IN COOLER FACTORY FREIGHT CHARGE	\$1,495.00	\$1,495.00
			ITEM TOTAL:	\$12,886.00
K13.1	1 ea	WALK IN COOLER/ FREEZER INSTALL SRE, INC REFRIGERATION INSTALL INSTALL BOX AT SITE INSTALL REFRIGERATION EQUIPMENT AT SITE START UP AND CALIBRATE COOLER/ AND FREEZER	\$5,500.00	\$5,500.00
			ITEM TOTAL:	\$5,500.00
ZZ	1 ea	DELIVER/ UNCRATE / SET EQUIPMENT SRE, INC DELIVERY SERVICE DELIVER/ UNCRATE / SET IN PLACE /INSTALL K1.2-WALL PANELS S/S MISC K2-HAND SINKS (6) K5-RANGE K6-FRYER	\$2,500.00	\$2,500.00

Spokane Restaurant Equipment

01/21/2019

Item	Qty	Description	Sell	Sell Total
		K9/K10-3 COMPARTMENT SINK / FAUCET		
		K11-4EA STAINLESS TABLES		
		K12/K12.1/K12.2-TABLES /DISPOSERS/FAUCETS		
			ITEM TOTAL:	\$2,500.00
			Total	\$71,075.00

Please Note : Sales Tax Not Included in Quote Unless Otherwise Noted in Total Shown Above.

Please Note: Items Marked "Optional" and "Alternate" are "Not Calculated" in the Project Grand Total.

Acceptance: _____ Date: _____
Printed Name: _____



1604 East Holyoke Ave.
Spokane, WA 99217
Ph. (509) 467-6622 Fax (509) 467-6624

PROPOSED CHANGE ORDER

To: Robert Decker

Subject: Pavilion

Apollo Job No: S223

Attention: Garco Construction

Apollo PCO #: 2A

Date: 1/9/19

We request a change order for the following work performed on this project:

Description:

Changes in Mechanical Schedule and Duct per Conformed Drawings.
Excludes Kitchen Hood and Captive Air Diffusers, and concrete coring/cutting
REV A: To remove cost not associated with the Kitchen.

Amount of This Change Request:

\$49,138

☒ Detailed Breakdown Attached

☐ We are awaiting written direction before proceeding with this work.

☐ Work During Regular Hours Only

☐ Work Done on Expedited Basis

☐ Per, we are proceeding with this work

☐ Work in Progress

☐ Work Already Completed

Agreement to
split cost
with DB
contingency.
Cost in RFP
\$25,000.

By: Paul Maple
Title: Project Manager

cc: Nicole
PM

The cost of this change includes only those direct costs which can be identified at this time. There are no impact, ripple or delay costs included. Should it be determined at a later date that we are experiencing impact costs because of multiple changes, delays or other causes beyond our control, we will submit those costs at that time.

APOLLO PROPOSED CHANGE ORDER BREAKDOWN

Project: Pavilion **PCO #:** 2A
Description: Changes in Mech Schedule & Duct/Conformed Drawings **Date:** 1/9/2019

I. LABOR: (effective 6/1/16)				
A. SHEETMETAL SHOP	54	HRS @	\$62.00	= \$3,348.00
B. SHEETMETAL FIELD	80	HRS @	\$62.00	= \$4,960.00
C. DETAILING	0	HRS @	\$62.00	= \$0.00
D. MATERIAL HANDLING	3	HRS @	\$62.00	= \$186.00
F. SUBSISTENCE	0	HRS @	\$10.50	= \$0.00
G. LAY OUT FIELD SUP	0	HRS @	\$62.00	= \$0.00
H. PROJECT MANAGEMENT	0	HRS @	\$25.00	= \$0.00
LABOR TOTAL				\$8,494.00
II. LABOR BURDENS:				
A. SHOP BURDEN @ 35% OF ITEM IA				\$1,171.80
B. SMALL TOOLS @ 5% OF ITEM IB				\$248.00
C. SAFETY @ 2% OF ITEMS I AND IIA				\$169.88
LABOR BURDEN TOTAL				\$1,589.68
III. MATERIALS & RENTAL EQUIPMENT:				
A. MATERIALS				\$8,282.00
B. EQUIPMENT				\$16,355.00
C. TAX				\$0.00
D. FREIGHT @ 4% OF MATERIAL				\$331.28
MATERIALS & RENTAL TOTAL				\$24,968.28
IV. SUBCONTRACTORS:				
A. SPH				\$6,250.00
B. DKB				\$1,032.00
SUBCONTRACTOR TOTAL				\$7,282.00
V. OTHER DIRECT COSTS:				
A. OTHER				\$0.00
B. OTHER				\$0.00
OTHER DIRECT COST TOTAL				\$0.00
VI. TOTAL ITEMS I, II, III, IV, V:				\$42,333.96
VII. OVERHEAD AND PROFIT:				
A. OVERHEAD & PROFIT @ 15% OF ITEM I, II, III & V				\$5,257.79
B. PROFIT @ 8% OF ITEM IV				\$582.56
OVERHEAD & PROFIT TOTAL				\$5,840.35
INSURANCE 2% OF ITEMS I-VII				\$963.49
BOND 1% OF ITEMS I-VII				\$0.00
TOTAL CHANGE REQUESTED				\$49,138

Robert Decker

From: Scott Battaglia
Sent: Thursday, February 7, 2019 9:17 AM
To: Robert Decker
Subject: FW: Pavilion Kitchen rough-in and final connection

FYI

From: Kevin Bohr <kbohr@mackinlittle.com>
Sent: Thursday, February 7, 2019 9:15 AM
To: Scott Battaglia <scottb@garco.com>
Cc: George Renner <grenner@mackinlittle.com>
Subject: Pavilion Kitchen rough-in and final connection

Scott,

This email confirms that to rough-in the kitchen area in the Riverfront Park Pavilion for waste, vent, domestic water and natural gas and provide final connection for the owner provided kitchen equipment with cost approximately \$25,589.00.

Kevin Bohr, Project Engineer



kbohr@mackinlittle.com

P: 509-838-2529
F: 509-838-3347
C: 509-994-6048
www.mackinlittle.com
2627 E Trent AVE
Spokane, WA 99202

Mackin & Little Inc.

SubContractors Under M&L Inc. Contract: **Tanz, King,**

SCHEDULE OF VALUES : RFP Pavilion Kitchen

ITEM NO.	Category:	T&M Cost(s):
1		
2		
3		
4		
5		
6		
7	Kitchen Equipment (Labor)	\$ 2,500.00
8	Kitchen Equipment (Connection Packages)	\$ 1,250.00
9	W&V/RWL Piping (Labor)	\$ 7,500.00
10	W&V/RWL Piping (Materials)	\$ 9,000.00
11		
12		
13		
14		
15		
16	Equipment Rentals	\$ 1,000.00
17		
18	Permits	\$ 265.00
19	Plumbing - Testing/Certifications	\$ 1,000.00
20		
21	Domestic Water Chlorination & HVAC Water Treatment (SUBCONTRACTOR - King Soft Water Inc.)	\$ 1,000.00
22	Piping Insulation (Labor & Materials) - SubContractor (SUBCONTRACTOR - Tanz Mechanical Insulation)	\$ 2,000.00
23		
24		
25	O&M Manuals/As-Builts	\$ 74.00
26		
27		
28		
29		
30		
Riverfront Park US Pavilion Base Bid Contract Amount: \$622,500.00 (Includes P&P Bond) + Applicable Alternates (If Accepted)		\$ 25,589.00





1604 East Holyoke Ave.
Spokane, WA 99217
Ph. (509) 467-6622 Fax (509) 467-6624

PROPOSED CHANGE ORDER

To: Robert Decker

Subject: Pavilion

Apollo Job No: S223

Attention: Garco Construction

Apollo PCO #: 3
Date: 11/23/18

We request a change order for the following work performed on this project:

Description:

Changes Kitchen Plans per Conformed Drawings
Excludes concrete coring/cutting

Amount of This Change Request:

\$16,185

☒ Detailed Breakdown Attached

☐ We are awaiting written direction before proceeding with this work.

☐ Work During Regular Hours Only

☐ Work Done on Expedited Basis

☐ Per, we are proceeding with this work

☐ Work in Progress

☐ Work Already Completed

By: Paul Maple
Title: Project Manager

cc: Nicole
PM

The cost of this change includes only those direct costs which can be identified at this time. There are no impact, ripple or delay costs included. Should it be determined at a later date that we are experiencing impact costs because of multiple changes, delays or other causes beyond our control, we will submit those costs at that time.

APOLLO PROPOSED CHANGE ORDER BREAKDOWN

Project: Pavilion PCO #: 3
 Description: Changes in Kitchen Conformed Drawings Date: 11/23/2018

I. LABOR: (effective 6/1/16)				
A. SHEETMETAL SHOP	48 HRS @	\$62.00	=	\$2,976.00
B. SHEETMETAL FIELD	54 HRS @	\$62.00	=	\$3,348.00
C. DETAILING	4 HRS @	\$62.00	=	\$248.00
D. MATERIAL HANDLING	6 HRS @	\$62.00	=	\$372.00
F. SUBSISTENCE	0 HRS @	\$10.50	=	\$0.00
G. LAY OUT FIELD SUP	4 HRS @	\$62.00	=	\$248.00
H. PROJECT MANAGEMENT	2 HRS @	\$25.00	=	\$50.00
LABOR TOTAL				\$7,242.00
II. LABOR BURDENS:				
A. SHOP BURDEN @ 35% OF ITEM IA				\$1,041.60
B. SMALL TOOLS @ 5% OF ITEM IB				\$167.40
C. SAFETY @ 2% OF ITEMS I AND IIA				\$144.84
LABOR BURDEN TOTAL				\$1,353.84
III. MATERIALS & RENTAL EQUIPMENT:				
A. MATERIALS				\$4,400.00
B. EQUIPMENT				\$626.00
C. TAX				\$0.00
D. FREIGHT @ 4% OF MATERIAL				\$176.00
MATERIALS & RENTAL TOTAL				\$5,202.00
IV. SUBCONTRACTORS:				
A. SPH				\$0.00
B. DKB				\$0.00
SUBCONTRACTOR TOTAL				\$0.00
V. OTHER DIRECT COSTS:				
A. OTHER				\$0.00
B. OTHER				\$0.00
OTHER DIRECT COST TOTAL				\$0.00
VI. TOTAL ITEMS I, II, III, IV, V:				\$13,797.84
VII. OVERHEAD AND PROFIT:				
A. OVERHEAD & PROFIT @ 15% OF ITEM I, II, III & V				\$2,069.68
B. PROFIT @ 8% OF ITEM IV				\$0.00
OVERHEAD & PROFIT TOTAL				\$2,069.68
INSURANCE 2% OF ITEMS I-VII				\$317.35
BOND 1% OF ITEMS I-VII				\$0.00
TOTAL CHANGE REQUESTED				\$16,185

Concrete Cutters, Inc.

P.O. BOX 760
MEAD, WA 99021

INVOICE

DATE	INVOICE #
9/26/2018	28050

BILL TO
GARCO CONSTRUCTION, INC P.O. BOX 2946 SPOKANE, WA 99220-2946

JOB LOCATION
RIVERFRONT PARK SPOKANE, WA

P.O. NO.	TERMS	DUE DATE
1721	Net 30 Days	10/26/2018

ITEM	QUANTITY	DESCRIPTION	RATE	AMOUNT
MSS		MINIMUM CALL OUT - SLAB SAW	225.00	225.00
<div><div>RECEIVED OCT - 9 2018 GARCO CONSTRUCTION</div><div>JOB # _____ PHASE # _____ CAT. # _____ OK'D BY _____ COMMENTS _____</div></div>				

CUSTOMER ASSUMES ALL RESPONSIBILITY FOR LAYOUT.
WE ARE NOT LIABLE FOR CUTTING IMBEDDED OBJECTS.
PHONE (509) 487-0455 FAX (509) 465-4187
EMAIL: concretecutters@sisna.com

Total \$225.00

Project:	RFP Pavilion Owner requested Changes
----------	--------------------------------------

[illegible]

JOB #2014: ID RFP Pavillion1

Revised Owner driven changes take off

JOB NAME RIVERFRONT PARK-PAVILION

Power City Electric, Inc

EST. #12: ID RFP PAVILION

3327 E. Olive Ave.

ESTIMATE RFP ADMIN 100% OWNER DR

Spokane, WA 99202

PRINTED 9/14/2018 9:16:52 AM

509.535.8500

DATA SET #1: Comm Indust UPC_EST_NECA ...

FAX: 509.535.8598

sgilbertz@powercityelectric.com

NOTES

Item				Material	Labor
Size	Item Desc	Qty	UOM	Mat Ext	Lbr Ext
1"	EMT STEEL SS COUP	40.00	EACH	16.69	2.4000
1"	GRC	40.00	FEET	91.67	2.8000
1"	GRC 90 ELBOW	8.00	EACH	63.36	4.0000
1"	GRC COUPLING	8.00	EACH	21.69	0.0000
	HAND HOLE-SMALL	2.00		922.00	5.0000
1"	HOLE DRILL & PATCH	4.00	EACH	0.00	3.6000
1.	KO LABOR ONLY	4.00	EACH	0.00	2.2400
	NYLON LINE	2,040.00	FEET	29.58	2.0400
1"	PVC ADPT/FEMALE	8.00	EACH	2.40	1.4400
1"	PVC COUPLING	20.00	EACH	3.48	0.0000
1"	PVC SCH 40 UGRD	2,000.00	FEET	800.00	80.0000
Subtotals for Installation Codes : Installation Codes 025: ELEC ADD-7 - 7.Signage infrastructure to two locations.				2,639.29	135.1800
Installation Codes : Installation Codes 028: ELEC ADD10 - 10.Additional card reader locations					
4 SQ BOX	2-1/8D 1/2 & 3/4 KO	1.00	EACH	0.87	0.3000
4 SQ	3/4D 1G PLASTER RING	1.00	EACH	0.54	0.1500
	CADDY TSGB 16	1.00	EACH	2.61	0.1500
3/4"	EMT	10.00	FEET	6.70	0.5000
3/4"	EMT 1 HOLE STRAP	2.00	EACH	0.23	0.0800
3/4"	EMT FIELD BENDS	1.00	EACH	0.00	0.2200
3/4"	EMT STEEL SS CONN	1.00	EACH	0.22	0.1000
3/4"	PLASTIC BUSHINGS	1.00	EACH	0.22	0.2000
Subtotals for Installation Codes : Installation Codes 028: ELEC ADD10 - 10.Additional card reader locations				11.39	1.7000
Installation Codes : Installation Codes 029: PS-1 - RECONFIGURE COMMISSARY KITCHEN					
	#12 GRD PIGTAIL	9.00	EACH	4.96	0.1800
4 SQ	1-1/4D 1G PLAS RING	6.00	EACH	8.77	0.9000
4 SQ BOX	2-1/8D 1/2 & 3/4 KO	11.00	EACH	9.53	3.3000
1G	430 SS PL. 1 DUPLEX	3.00	EACH	2.95	0.3000
1G	430 SS SINGLE REC PL	6.00	EACH	9.24	0.6000
4 SQ	5/8D PLASTER RING	3.00	EACH	2.92	0.6000
20A	5361 125V IV SGL REC	6.00	EACH	42.30	1.5000
1/4.	BEAM CLAMP-STEEL	2.00	EACH	1.12	0.6000
1"	CADDY 16M24-BAR JST	19.00	EACH	33.44	0.5700
	CADDY 350 BOX SUPT	9.00	EACH	6.06	0.2700
1/2"	CADDY 3508P MTL STUD	24.00	EACH	27.27	0.7200
3/4"	CADDY 812M34-BAR JST	29.00	EACH	42.69	0.8700
	CADDY TSGB 16	18.00	EACH	47.00	2.7000
1"	EMT	150.00	FEET	172.50	8.2500
1/2"	EMT	190.00	FEET	74.10	8.5500
3/4"	EMT	230.00	FEET	154.10	11.5000
3/4"	EMT FIELD BENDS	12.00	EACH	0.00	2.6400
1"	EMT STEEL SS CONN	4.00	EACH	1.64	0.4800
1/2"	EMT STEEL SS CONN	14.00	EACH	1.86	1.1200
3/4"	EMT STEEL SS CONN	6.00	EACH	1.30	0.6000
1"	EMT STEEL SS COUP	15.00	EACH	6.26	0.9000
1/2"	EMT STEEL SS COUP	19.00	EACH	3.35	0.7600

JOB #2014: ID RFP Pavillion1

Revised Owner driven changes take off

JOB NAME RIVERFRONT PARK-PAVILION

Power City Electric, Inc

EST. #12: ID RFP PAVILION

3327 E. Olive Ave.

ESTIMATE RFP ADMIN 100% OWNER DR

Spokane, WA 99202

PRINTED 9/14/2018 9:16:52 AM

509.535.8500

DATA SET #1: Comm Indust UPC_EST_NECA ...

FAX: 509.535.8598

sgilbertz@powercityelectric.com

NOTES

Item				Material	Labor
Size	Item Desc	Qty	UOM	Mat Ext	Lbr Ext
3/4"	EMT STEEL SS COUP	23.00	EACH	6.12	1.1500
20A	GFCI DELUXE RECEPT.	3.00	EACH	37.38	1.0500
1.	KO LABOR ONLY	2.00	EACH	0.00	1.1200
3/4.	KO LABOR ONLY	3.00	EACH	0.00	1.5900
	SCOTCHLOCKS-GREY	27.00	EACH	7.56	1.0800
12	THHN SOL CU	2,398.00	FEET	284.76	16.7860
Subtotals for Installation Codes : Installation Codes 029: PS-1 - RECONFIGURE COMMISSARY KITCHEN				989.21	70.6860
Installation Codes : Installation Codes 030: PS-3 - PS-3 Stage modifications					
3"	PVC 90 SWEEP RADIUS	4.00	EACH	61.39	4.0000
2 1/2"	PVC SCH 40 UGRD	100.00	FEET	113.00	4.7500
3"	PVC SCH 40 UGRD	100.00	FEET	138.00	5.0000
2.	THHN STR CU	120.00	FEET	150.04	2.1600
3/0	THHN STR CU	525.00	FEET	1,506.46	13.6500
4/0	THHN STR CU	450.00	FEET	1,680.42	13.0500
6.	THHN STR CU	120.00	FEET	60.84	1.5600
Subtotals for Installation Codes : Installation Codes 030: PS-3 - PS-3 Stage modifications				3,710.14	44.1700
Grand Totals				16,241.05	608.0960



Hill International

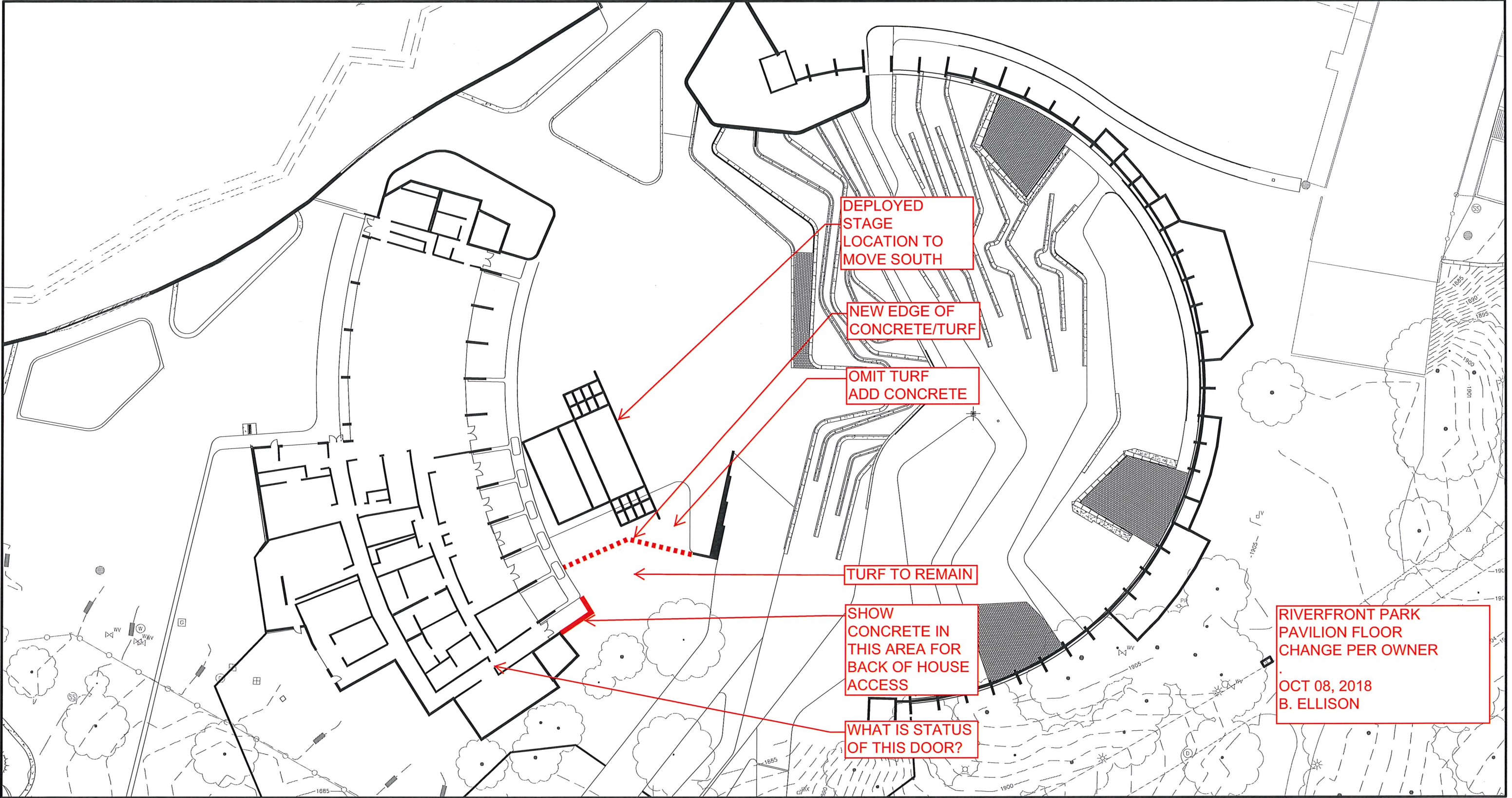
2/8/19

RFP#7 Pavilion – Build out Kitchen including Equipment

Based on the subcontractor quotes and labor hours. We believe this represents a fair and reasonable cost for this work.

Lorraine Mead

ITEM #2



1"-40'-0"

COR
Added Concrete at Stage Area

1/3/2019



Phase	Description	UNIT PRICES					TOTALS						
		Quan.	Unit	Labor	Material	Equip.	Garco Sub.	Labor	Material	Equip.	Garco Sub.	TOTAL	
	Land Expressions - Delete irrigation, top soil and sod.	1200	SF				(1.41)	-	-	-	(1,692.00)	(1,692)	
	Cameron-Reilly - Furnish and install added reinforced concrete (including rebar).	1200	SF				7.58	-	-	-	9,096.00	9,096	
	Cameron-Reilly - Furnish and install sealer at concrete areas (see attached drawing).	29,747	SF				0.30	-	-	-	8,924.10	8,924	
	Garco - Furnish, grade and compact crushed gravel.	1200	SF		0.35		0.85	-	420.00	-	1,020.00	1,440	
	Garco - Furnish and install retaining wall at door 116A.	30	LF	75.00	60.00	15.00	15.00	2,250.00	1,800.00	450.00	450.00	4,950	
SUB-TOTALS								2,250	2,220	450	17,798	22,718	
ADD-ONS:								OH&P: on Garco (as subcontractor) self-performed work.					738
								OH&P: on Garco (as subcontractor) subcontracted work					712
								SUB-TOTAL					24,168
Insurance								1.00% (of Subtotal)					242
Bond Premium								0.75% (of Subtotal)					181
								SUB-TOTAL					24,591
B & O Tax								0.47% (of Subtotal)					114
TOTAL - CHANGE ORDER REQUEST												\$ 24,705	

SPECIFIC EXCLUSIONS:

1. WSST
2. Hard rock excavation



www.cameron-reilly.com

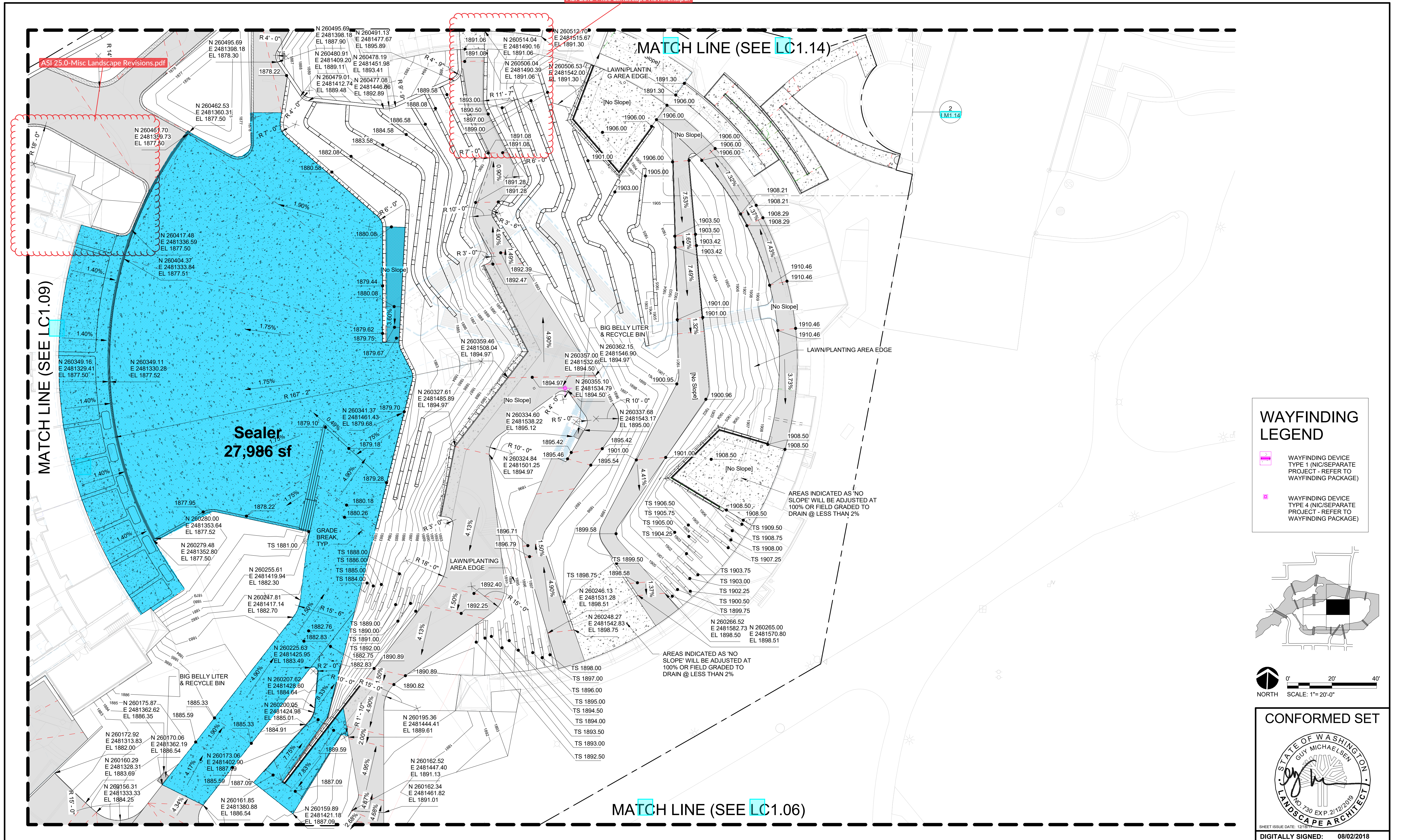
309 N Park Rd, Spokane Valley, WA 99212
509.466.5555 fax 509.468.3719
WA LIC#: CAMERRL942NU
ID LIC#: PWC-C-12153-AAA-4
OR LIC#: 202351

QUOTE

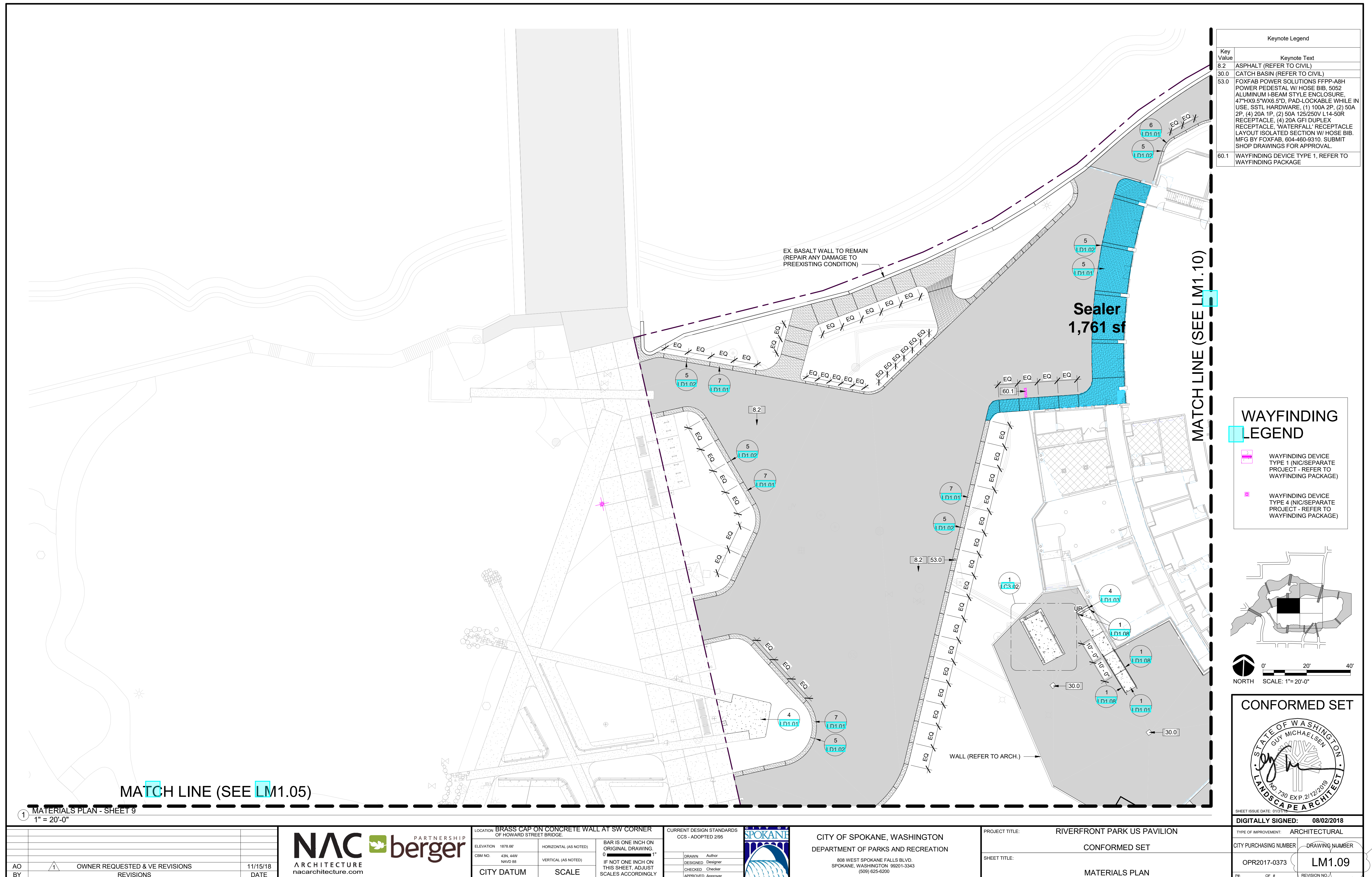
Date: 5/7/2018

Job Name: Riverfront Howard Street Promenade
Garco

Item #	Description	Unit	Quantity	Price Per	Total
	<u>1) - Mid Howard St. Promenade</u>				
	Primary Paving - 6" Reinforced w/V-Groove Pattern	sf	20,260	\$7.30	\$147,898.00
	Exposed Aggregate Curb 1' x 6" - #4 Cont, Trans 4' OC	lf	2,820	\$28.12	\$79,298.40
	Exposed Light Pole Apron 2x2	ea	28	\$236.00	\$6,608.00
	Light Pole Apron 2x2	ea	21	\$100.00	\$2,100.00
	Dowels - 3/4" x 18" Epoxy Dowels for Constrction Joint only @ Stoppages/Between Pours - TBD	ls	1	\$5,000.00	\$5,000.00
	(subtotal = \$240,904.40)				
	<u>2) - Canada Island</u>				
	Primary Paving - 6" Reinforced w/V-Groove Pattern	sf	5265	\$7.30	\$38,434.50
	(subtotal = \$38,434.50)				
	<u>3) - North Howard Street</u>				
	Primary Paving - 6" Reinforced w/V-Groove Pattern	sf	2,230	\$7.30	\$16,279.00
	Light Pole Apron 2x2	ea	11	\$100.00	\$1,100.00
	Sidewalk	sf	1,100	\$6.50	\$7,150.00
	Vertical Curb	lf	107	\$26.00	\$2,782.00
	(subtotal = \$27,311)				
	Concrete Sealer	sf		\$.30	



<p>AO BY</p> <p>OWNER REQUESTED & VE REVISIONS</p> <p>11/15/18</p> <p>DATE</p>	<p>NAC berger</p> <p>ARCHITECTURE</p> <p>nacarchitecture.com</p>	<p>LOCATION: BRASS CAP ON CONCRETE WALL AT SW CORNER OF HOWARD STREET BRIDGE</p> <p>ELEVATION: 1878.66</p> <p>CDM NO.: 43N, 44W</p> <p>NAVIG 88</p> <p>CITY DATUM</p> <p>SCALE</p> <p>BAR IS ONE INCH ON ORIGINAL DRAWING.</p> <p>IF NOT ONE INCH ON THIS SHEET, ADJUST SCALES ACCORDINGLY</p>	<p>CURRENT DESIGN STANDARDS: CCS - ADOPTED 2/95</p> <p>DRAWN: Author</p> <p>DESIGNED: Designer</p> <p>CHECKED: Checker</p> <p>APPROVED: Approver</p>	<p>CITY OF SPOKANE, WASHINGTON</p> <p>DEPARTMENT OF PARKS AND RECREATION</p> <p>808 WEST SPOKANE FALLS BLVD.</p> <p>SPOKANE, WASHINGTON 99201-3343</p> <p>(509) 625-6200</p>	<p>PROJECT TITLE: RIVERFRONT PARK US PAVILION</p> <p>CONFORMED SET</p> <p>SHEET TITLE: HORIZONTAL & VERTICAL CONTROL PLAN</p>	<p>CITY PURCHASING NUMBER: OPR2017-0373</p> <p>DRAWING NUMBER: LC1.10</p>
--	--	--	--	--	---	---





Hill International

2/1/19

PAV Added Concrete for Stage Plus Sealer for Pavilion Floor

Based on the attached hours and subcontractor pricing– the pricing seems reasonable.

Lorraine Mead

COR-007
Pathway Lighting

ITEM #3

12/19/2018



Phase	Description	Quan.	Unit	UNIT PRICES				TOTALS				
				Labor	Material	Equip.	Garco Sub.	Labor	Material	Equip.	Garco Sub.	TOTAL
03101-00	AGT - Furnish high performance, Ultra Grade aqua blue 1/2" glow stone.	300.0	LBS		36.05			-	10,815	-		10,815
03101-00	Spilker Precast - Seed, cast and polish AGT glow rock aggregate in precast seats.	1.0	LS				38,600.00	-	-	-	38,600	38,600
SUB-TOTALS								-	10,815	-	38,600	49,415
ADD-ONS:								OH&P: on Garco (as subcontractor) self-performed work.				1,622
								OH&P: on Garco (as subcontractor) subcontracted work				1,544
SUB-TOTAL											52,581	
Insurance								1.00% (of Subtotal)				526
Bond Premium								0.75% (of Subtotal)				394
SUB-TOTAL											53,501	
B & O Tax								0.47% (of Subtotal)				247
TOTAL - CHANGE ORDER REQUEST											\$ 53,749	

SPECIFIC EXCLUSIONS:

1. WSST



Ambient Glow Technology

Peter Tomé

12 - 1064 Salk Road
Pickering, ON., L1V 1B

1.877.248.8641

ptome@universal-one

1.905.250.9645

HST#: 85800 0300 RT0001

Garco Construction
4114 E Broadway Ave.
Spokane, Wa 99202

RFQ

RFQ_115-2018

DATE: Dec. 13. 2018

PROJECT:

REQUESTED BY:

Scott Battaglia

Product	Description	QTY.lbs.	COST/ lb. (USD\$)	Amount (USD)
AGT-U-AB-T 1/2"	High Performance - ULTRA GRADE - AQUA BLUE 1/2"-GLOW STONE (9-14 m	300	\$34.00	\$ 10,200.00
* Based on a quantity of 300 pounds			Invoice Subtotal:	\$10,200.00
			Shipping:	\$ 614.00
			TOTAL:	\$10,814.00



REVISED QUOTE

PO Box 6266
Spokane, WA 99217-0905
(509) 487-2261
Fax (509) 487-0033

Note: Architectural Precast is a long lead item. Some Projects can be a 30 to 60 day process or longer depending on the project. Please Plan Accordingly

PROPOSAL SUBMITTED TO Garco Construction	PHONE	DATE 12/06/18
Estimator	Job Name Riverfront Park US Pavilion	
CITY, STATE and ZIP CODE	JOB Location Riverfront Park, Spokane WA	
Architect NAC Architecture	DATE OF PLANS November 15, 2018	Addendums Noted: Unknown

We hereby submit specifications and estimates for: **Precast Concrete Products as noted**

Precast Concrete Gray Polished Seatwall Cap
Average Unit Size - 6ft lengths and 4" Thick
Nose of Seating - 1" Maximum Radius (Per Revised Drawing 12/3/18)
* Glow Rock & Skate Stops to be provided by others
Excludes Parapet at Balcony to be bid separately
Includes Embed Inserts and Bolts Only
Layout to be Provided by General Contractor
Product Total: \$125,000.00

Breakdown on Costs

Precast: \$86,400.00
Glow Rock (supplied by others) : \$38,600.00 (includes T&M to add Rock - Polishing)

Pricing Assumes the Following based on Plans Provideds

Type III Non-White Cement / Std Aggregates & Sand - Glow Rock by Others / Finish: Polished / Color: Gray
** Although Strict Controls on Batching in Colored Concrete Production, Slight Color Variations Can Be Experienced Due to Temperature and Relative Humidity During the Curing Process. Small stress cracks and surface crazing are a natural occurrence in concrete and not covered by warranty.**
Includes: Full Load Deliveries, Engineering, Field Verification, Embed Inserts & Bolts
Excludes: Angle Iron, Glow Rock, Skate Stops, Install, Stain/Sealer and Tax
* Note: We are 'Not' members of PCI or APA, but we do maintain an ACI Level 1 inspector at our plant.
** Note: There will be a Shipping/Handling Charge of \$15.00 per pallet in addition to the Bid Price.
*** Note: If lifting inserts are requested, patching infill material can be provided.

We Propose hereby to furnish material and labor - complete in accordance with above specifications, for the sum of:
See Above dollars (\$ above).

Payment to be made as follows:

Monthly Progress Billings due Net 10th of Month - No Discounts or Retainage
Material Supplier's Terms Supercede all other Contract Terms.

All material is guaranteed to be as specified. All work to be completed in a workmanlike manner according to standard practices. Any alteration or deviation from above specifications involving extra costs will be executed only upon written orders, and will become an extra charge over and above the estimate. All agreements contingent upon strikes, accidents or delays beyond our control. Owner to carry fire, tornado and other necessary insurance. Our workers are fully covered by Workman's Compensation Insurance.

Authorized Signature

Kevin Spilker

Note: This proposal may be withdrawn by us if not accepted within **30** days.

Acceptance of Proposal - The above prices, specifications and conditions are satisfactory and are hereby accepted. You are authorized

Sign & Return to Spilker Precast



Hill International

2/1/19

PAV Seat Wall Illumination

Based on the attached subcontractor pricing– the pricing seems reasonable.

Lorraine Mead

ITEM #4**Schindler Elevator Company - Change Order Request (COR)**

Job No/Title: Riverfront Park US Pavillion

COR No: 1

Date: 1/4/2019

COR Title: Submittal Upgrades

Ref Dwg/Spec:

From: Schindler Elevator

To: Garco Construction

SCOPE OF WORK

Change Notice due to Upgrade selections in submittal package.

Reason for Change: Cab Upgrades

Related Issues & Impacts (RFI, EWO#):

Assumptions /Conditions:

Exclusions: None

PROPOSED COST & TIMEChange Contract Amount? ☒ Yes ☐ No

Amount: \$2150.00

Impact Costs? ☐ Included ☒ None ☐ DeferredChange Contract Time? ☐ Yes ☒ No ☐ Deferred

Calendar Days Change:

Work is: ☐ Completed ☐ Ongoing ☒ Pending

Agreement needed by: 1/14/2019 Impact if Late:

CHANGE ORDER COST SUMMARY & MARKUP

(LABOR)	NAME	CLASSIFICATION	HOURS	Actual Wage & Vacation Pay	EXTENDED AMOUNTS
		Total Cost of Labor (A)			
(Freight)	DESCRIPTION	Day	RATE		
Rental Rates Obtained From:		Sub Total on Freight Charges (B)			
Protective Pads and Hooks Upgrade					\$750.00
Base/Frieze/Reveal Package Upgrade to Stainless Steel					\$1,400.00
Sub Total		Sub Total on Material Costs (C)			\$2,150.00
Sub Total		Sub Total on Inspection Fees (D)			
		TOTAL OF (A) (B) (C) (D)			\$2,150.00
		Subcontractor Total			
		0% OH&P Markup			\$0.00
Sales Tax (included)		6.00%			\$0.00
		TOTAL COR VALUE			\$2,150.00

GC Signature/Approval

Signed: _____

Date: _____

GC Authorized Representative

Signed: *Levi Evenson*Date: **01/04/19**

Levi Evenson, Project Manager



RIVERFRONT PARK MODERIZATION

Request for Proposal (RFP)

Project Name:	PAVILION	RFP No:	PAV 14
Project No.	SC6B0322000	Date:	11/29/18
Owner:	Spokane Parks & Recreation		
Contractor:	Garco Construction	Architect/Eng:	NAC/Berger/Jacobs

Please furnish your proposal for performing the changes outlined below and/or detailed on the attachments if applicable. The quotation should include an itemized breakdown of contractor and subcontractor costs, including labor, materials, rentals, approved services, and equipment. It should also include any schedule impact if applicable.

Description: Provide pricing to add back all the non-custom vinyl wall coverings (VWC 5.1) in the Administration Building per the Room Finish Schedule A3.31.

COR-RFP #14
Non-custom VWC

1/8/2019



Phase	Description	Quan.	Unit	UNIT PRICES				TOTALS				
				Labor	Material	Equip.	Garco Sub.	Labor	Material	Equip.	Garco Sub.	TOTAL
07009-00	All Wall Contracting - Furnish and install VWC per plans.	1.0	LS				18,830.00	-	-	-	18,830	18,830
SUB-TOTALS								-	-	-	18,830	18,830
ADD-ONS:								15.00% (of Labor, Material & Equip.)				-
OH&P: on Garco (as subcontractor) self-performed work.								4.00% (of Subcontract)				753
								SUB-TOTAL				19,583
Insurance								1.00% (of Subtotal)				196
Bond Premium								0.75% (of Subtotal)				147
								SUB-TOTAL				19,926
B & O Tax								0.47% (of Subtotal)				92
TOTAL - CHANGE ORDER REQUEST											\$ 20,018	

SPECIFIC EXCLUSIONS:

1. WSST
2. Custom or graphic VWC



723 South Lochsa, Post Falls, ID 83854
 Phone (208) 773-4650 Fax (208) 773-4603
 WA Contracting License #ALLWACI021CZ

Job Estimate

Estimator: Karl Aldrich

Date: 12-7-18
 Bid Number: 18-353

We are pleased to submit the following cost estimate:

Job Description: US Pavilion Wallcovering

Item	Scope of Work	Section
------	---------------	---------

Wallcovering Furnish and install **Wallcovering** as per plans, specs and PDCA Standards.

Inclusions: Base bid: provide and install of VWC 5.1 and 5.4 in the pavilion as per finish schedule;
 Prevailing wages; Prime for VWC; All safety and cleanup as required for scope.

Exclusions: Corner guards; Termination and trim Molding; Repair of trade damage; Custom print
 wallcovering (see line item); any wall covering in 211 or 213 west wall (see line item);

Scope of Work	Pricing
---------------	---------

Labor and Materials for **Wallcovering**:

TOTAL ESTIMATE

\$16,320.00

\$16,320.00

Alternates	Pricing
------------	---------

~~Alternate #1 Provide and install custom print wall coverings~~

Add: \$25,757.00

Alternate #2 Provide and install 5.1 in 211 and 213 to 6' 5" at west wall

Add: \$2,510.00

WE HAVE SEEN 0 ADDENDA

***Rooms 211 and 213
 were shown on
 elevation but not on
 finish schedule.**

THESE PRICE QUOTES ARE GOOD ONLY FOR 30 DAYS FROM THE BID DATE

These prices are bid as a package price and should not be used otherwise unless approved by All Wall Contracting

***Washington State Sales Tax is Excluded**



Hill International

2/1/19

PAV RFP#14 Add Vinyl Wall Covering

Based on the attached subcontractor pricing – the pricing seems reasonable.

Lorraine Mead

COR
Interior Design Services

ITEM #6

1/8/2019



Phase	Description	Quan.	Unit	UNIT PRICES				TOTALS				
				Labor	Material	Equip.	Garco Sub.	Labor	Material	Equip.	Garco Sub.	TOTAL
01001-00	NAC Architecture - Furnish interior design services based on NAC proposal.	1.0	LS				6,020.00	-	-	-	6,020	6,020
SUB-TOTALS								-	-	-	6,020	6,020
ADD-ONS:								OH&P: on Garco (as subcontractor) self-performed work.				-
								OH&P: on Garco (as subcontractor) subcontracted work				241
SUB-TOTAL											6,261	
Insurance								1.00% (of Subtotal)				63
Bond Premium								0.75% (of Subtotal)				47
SUB-TOTAL											6,370	
B & O Tax								0.47% (of Subtotal)				29
TOTAL - CHANGE ORDER REQUEST											\$ 6,400	

SPECIFIC EXCLUSIONS:

1. WSST
2. Vinyl wall covering
3. Graphic design

Robert Decker

From: Keith Comes <kcomes@nacarchitecture.com>
Sent: Wednesday, December 19, 2018 11:35 AM
To: Robert Decker
Cc: Rob Kuffel; Kelly Hendrickson
Subject: RFP-XX- PAV - Interior Design-Graphics-Breakdown-181219

Rob,
The cost for interior design is \$6020. This includes item 1 and 2 below, furniture and art selection and a small allowance for any adjustment in currently established interior design elements (current colors and finishes).

The cost for graphic design is \$6995. This is focused on graphic design of custom wallcovering (graphic patterns, colors, potentially text and wayfinding).

For both the interior design and the graphic design we are expecting to propose and refine options then complete documentation (items 3, 4 and 5 below). All other assumptions noted below remain...the total for both is still \$13015.

I hope this helps. Let me know if there are any other questions.

Keith Comes AIA, LEED AP
NAC Architecture

From: Robert Decker <robertd@garco.com>
Sent: Monday, December 17, 2018 8:48 AM
To: Keith Comes <kcomes@nacarchitecture.com>
Cc: Rob Kuffel <rkuffel@NACARCHITECTURE.com>; Kelly Hendrickson <khendrickson@nacarchitecture.com>
Subject: RE: RFP-XX- PAV - Interior Design-181128

Keith,

It appears that the Parks would like your proposal broken out between items 1 and 2 below. Can you revise accordingly?

ROB DECKER
GARCO CONSTRUCTION | Project Manager
4114 East Broadway, Spokane WA 99202
o: (509) 535-4688 | d: (509) 232-1269
c: (509) 710-8114 | robertd@garco.com

From: Keith Comes <kcomes@nacarchitecture.com>
Sent: Thursday, November 29, 2018 2:59 PM
To: Robert Decker <robertd@garco.com>
Cc: Rob Kuffel <rkuffel@NACARCHITECTURE.com>; Kelly Hendrickson <khendrickson@nacarchitecture.com>
Subject: RFP-XX- PAV - Interior Design-181128

Rob,
The Owner has requested a proposal for additional interior design services for the Pavilion's West Building. As discussed during a meeting on 11.20.18, added interior design services include design of custom VWC (graphic patterns, colors, potentially text and wayfinding), furniture and artwork selection. In general, the interior design process is to include:

1. **Current interior design status-** A meeting/presentation to review current status of interior design finishes, colors and materials. The meeting is to review interior design status presented previously as a reminder for those who had attended a previous presentation and also to inform those who were unable to attend the previous meeting. Review of modifications to the interior design as the result of the VE process would also be addressed. This meeting was held 11.28.18.
2. **Owner's goals-** A second purpose for the meeting on 11.28.18 is to gain an understanding of the Owner's goals for the additional interior design services. The Owner has a total budget for additional interior design of \$75,000 including interior design service. It is the Owner's goal that the interior spaces have "pop and sizzle!"
3. **Propose options-** With an understanding of Owner's goals, NAC will present options for consideration.
4. **Refine options-** A single option will be further developed.
5. **Complete documentation-** Upon approval of the refined option, documentation will be completed.

It is assumed that the current interior design presented at the 11.28.18 meeting as illustrated on the attached diagrams will remain essentially unchanged.

1. Graphic Design of custom VWC includes 2 additional meetings with City representatives to establish and review graphic concepts. The graphic design will be led by Juliette Bellocq from NAC's graphic design studio in LA. Kelly Hendrickson will have a supporting role. The process is limited to these 2 meetings, up to 3 proposed graphic concepts and refinement of a single option.
2. Furniture and art selection will be led by Kelly Hendrickson. Furniture selections will be based on standards established by furniture at the Loeff Carrousel. Kelly will attend 2 additional meetings with City representatives to discuss, review and finalize furniture and art selections.
3. Additional work can be completed at Juliette's and Kelly's standard hourly rates of \$175 and \$115 respectively.

The proposed fee for these added interior design services is \$13,015. Please review this proposal with the Owner and let me know if there are any questions.

Keith Comes, AIA, LEED AP

Managing Principal

P 509 838 8240

NAC
ARCHITECTURE
nacarchitecture.com

Robert Decker

From: Keith Comes <kcomes@nacarchitecture.com>
Sent: Thursday, November 29, 2018 2:59 PM
To: Robert Decker
Cc: Rob Kuffel; Kelly Hendrickson
Subject: RFP-XX- PAV - Interior Design-181128
Attachments: FirstFloor_AsDesigned.pdf; SecondFloor_AsDesigned.pdf

Rob,
The Owner has requested a proposal for additional interior design services for the Pavilion's West Building. As discussed during a meeting on 11.20.18, added interior design services include design of custom VWC (graphic patterns, colors, potentially text and wayfinding), furniture and artwork selection. In general, the interior design process is to include:

1. **Current interior design status-** A meeting/presentation to review current status of interior design finishes, colors and materials. The meeting is to review interior design status presented previously as a reminder for those who had attended a previous presentation and also to inform those who were unable to attend the previous meeting. Review of modifications to the interior design as the result of the VE process would also be addressed. This meeting was held 11.28.18.
2. **Owner's goals-** A second purpose for the meeting on 11.28.18 is to gain an understanding of the Owner's goals for the additional interior design services. The Owner has a total budget for additional interior design of \$75,000 including interior design service. It is the Owner's goal that the interior spaces have "pop and sizzle!"
3. **Propose options-** With an understanding of Owner's goals, NAC will present options for consideration.
4. **Refine options-** A single option will be further developed.
5. **Complete documentation-** Upon approval of the refined option, documentation will be completed.

It is assumed that the current interior design presented at the 11.28.18 meeting as illustrated on the attached diagrams will remain essentially unchanged.

1. Graphic Design of custom VWC includes 2 additional meetings with City representatives to establish and review graphic concepts. The graphic design will be led by Juliette Bellocq from NAC's graphic design studio in LA. Kelly Hendrickson will have a supporting role. The process is limited to these 2 meetings, up to 3 proposed graphic concepts and refinement of a single option.
2. Furniture and art selection will be led by Kelly Hendrickson. Furniture selections will be based on standards established by furniture at the Loeff Carrousel. Kelly will attend 2 additional meetings with City representatives to discuss, review and finalize furniture and art selections.
3. Additional work can be completed at Juliette's and Kelly's standard hourly rates of \$175 and \$115 respectively.

The proposed fee for these added interior design services is \$13,015. Please review this proposal with the Owner and let me know if there are any questions.

Keith Comes, AIA, LEED AP
Managing Principal
P 509 838 8240

NAC
ARCHITECTURE
nacarchitecture.com



RIVERFRONT PARK MODERIZATION

Request for Proposal (RFP)

Project Name:	PAVILION	RFP No:	PAV 16
Project No.	SC6B0322000	Date:	1/7/19
Owner:	Spokane Parks & Recreation		
Contractor:	Garco Construction	Architect/Eng:	NAC/Berger/Jacobs

Please furnish your proposal for performing the changes outlined below and/or detailed on the attachments if applicable. The quotation should include an itemized breakdown of contractor and subcontractor costs, including labor, materials, rentals, approved services, and equipment. It should also include any schedule impact if applicable.

Description: Provide pricing for the ASI#30 Circuiting Revisions dated 12/19/18 from NACE that ensure that all the exterior light poles have WiScape controls for consistency throughout the Park.

Pricing is for WiScape for the Oak Allee Lighting as the other is part of the GMP.



Supplemental Instruction Transmittal

NAC Architecture | 1203 W RIVERSIDE AVE SPOKANE WA 99201-1107 United States

PROJECT:	Riverfront Park Pavilion 111-17036	DATE SENT:	12/19/2018
SUBJECT:	Circuiting Revisions associated with WiScape	SUPPLEMENTAL INSTRUCTION ID:	ASI-030
TYPE:	Supplemental Instruction	TRANSMITTAL ID:	00055
PURPOSE:	For Information Only	VIA:	Info Exchange

FROM

NAME	COMPANY	EMAIL	PHONE
Robert Kuffel	NAC Architecture	rkuffel@NACARCHITECTURE.com	509-838-8240

TO

NAME	COMPANY	EMAIL	PHONE
Daniel Bennett	Garco Construction	danielb@garco.com	(509)535-4688
Jeremy Sweatt	Garco Construction	jeremys@garco.com	(509)535-4688
Pete Madsen	Garco Construction	pete@garco.com	(509) 535-4688
Rob Decker	Garco Construction Jobsite - Ferris	robertd@garco.com	(509) 535-4688
Scott Battaglia	Garco Construction	scottb@garco.com	(509)535-4688

DESCRIPTION OF CONTENTS

QTY	DATED	TITLE	NUMBER	SCALE	SIZE	NOTES
1	12/19/2018	Supplemental Instruction - ASI-030 - Circuiting Revisions associated with WiScape.pdf				
1	12/19/2018	ASI30- E0-03 - SCHEDULES - LIGHTING.pdf				
1	12/19/2018	ASI30- E0-04 - SCHEDULES - LIGHTING.pdf				
1	12/19/2018	ASI30- E1-01 - ELECTRICAL SITE PLAN.pdf				

- EXTERIOR LUMINAIRE SCHEDULE -												
TYPE	MANUFACTURER	CATALOG NUMBER	ACCESSORIES	VOLTAGE	VA	WATTS	DELIVERED LUMENS	K TEMP	CRI	DISTRIBUTION TYPE	NOTES	
Z01	B-K	DE-LED-X34-FL-BLP-12-11-A		277 V	128	116	1919	3000	80	40 FLOOD	POLE BASE STYLE "B". SEE SHEET E7.09. 4 HEADS SPACED 1' APART. PROVIDE 14' NON-TAPERED BLACK VALMONT POLE. PROVIDE HUBBELL WISCAPE CONTROLS.	
Z01A	B-K	DE-LED-X34-FL-BLP-12-11-A	CONVENIENCE RECEPTACLE	277 V	128	116	1919	3000	80	40 FLOOD	POLE BASE STYLE "B". SEE SHEET E7.09. 4 HEADS SPACED 1' APART. PROVIDE 14' NON-TAPERED BLACK VALMONT POLE. PROVIDE HUBBELL WISCAPE CONTROLS.	
Z01B	B-K	DE-LED-X34-FL-BLP-12-11-A		277 V	128	116	1919	3000	80	40 FLOOD	POLE BASE STYLE "B". SEE SHEET E7.09. 4 HEADS SPACED 1' APART. PROVIDE 14' NON-TAPERED BLACK VALMONT POLE.	
Z04	LUMINIS	SY800-L1W30R1-277V-BKT-FS-K3-LSL		277 V	39	35	3422	3000	80	N/A	POLE BASE STYLE "B". SEE SHEET E7.09. PROVIDE 12' TALL BLACK POLE. PROVIDE HUBBELL WISCAPE CONTROLS.	
Z11	B-K	DE-LED-X34-FL-BLP-12-11-A		277 V	128	116	1919	3000	80	20 SPOT	POLE BASE STYLE "B". SEE SHEET E7.09. 4 HEADS SPACED 1' APART. PROVIDE 28' NON-TAPERED BLACK VALMONT POLE.	
Z11A	B-K	DE-LED-X34-FL-BLP-12-11-A	CONVENIENCE RECEPTACLE	277 V	128	116	1919	3000	80	20 SPOT	POLE BASE STYLE "B". SEE SHEET E7.09. 4 HEADS SPACED 1' APART. PROVIDE 28' NON-TAPERED BLACK VALMONT POLE.	
Z14	GVA	HL-DL (3')		208 V	17	15	-	0	-	N/A	REFER TO SHEET E1.03 FOR DETAILS.	
Z14A	GVA	HL-DL (4')		208 V	22	20	-	0	-	N/A	REFER TO SHEET E1.03 FOR DETAILS.	
Z14B	GVA	HL-DL (5')		208 V	28	25	-	0	-	N/A	REFER TO SHEET E1.03 FOR DETAILS.	
Z14C	GVA	HL-DL (6')		208 V	33	30	-	0	-	N/A	REFER TO SHEET E1.03 FOR DETAILS.	
Z15	LITHONIA	WST LED-P2-30K-VF-MVOLT-DOBXD		277 V	28	25	3236	3000	70	N/A	MOUNT AT 12' AFF.	
Z15A	LITHONIA	WST LED-P2-30K-VF-MVOLT-DNATXD		277 V	28	25	3236	3000	70	N/A	MOUNT IN MIDDLE OF UPPER CONCRETE FACE; APPROX 29' AFF.	
Z17	SPI	SECS-089-L23.8WC-FT-24V DC-08-BRK-AN08-DML-PS		277 V	58	57	4167	3000	80	N/A	SUPPLY APPROPRIATE DRIVER(S) FOR QUANTITY FOR LUMINAIRES.	
Z19	SISTEMALUX	S5075W-UNV-14		277 V	21	19	105	3000	90	2 SPOT	WALL MOUNT AT TOP OF COLUMN.	
Z19A	SISTEMALUX	S5033W-UNV-14		277 V	21	19	215	3000	90	2 SPOT	MOUNT AT BASE OF "V" IN CONCRETE COLUMN. REFER TO SHEET E7.09 DETAIL 4.	
ZE15	LITHONIA	WST LED-P2-30K-VF-277-DOBXD-E20WC		277 V	28	25	3236	3000	70	N/A	MOUNT AT 12' AFF.	

				<div>NAC</div> <div>ARCHITECTURE</div> <div>nacarchitecture.com</div>		LOCATION: BRASS CAP ON CONCRETE WALL AT SW CORNER OF HOWARD STREET BRIDGE.			CURRENT DESIGN STANDARDS CCS - ADOPTED 2/95		<div>CITY OF SPOKANE</div> <div></div> <div>808 WEST SPOKANE FALLS BLVD. SPOKANE, WASHINGTON 99201-3343 (509) 625-6200</div>		CITY OF SPOKANE, WASHINGTON		PROJECT TITLE: RIVERFRONT PARK US PAVILION		TYPE OF IMPROVEMENT: ARCHITECTURAL				
						ELEVATION 1878.66		HORIZONTAL (AS NOTED)		BAR IS ONE INCH ON ORIGINAL DRAWING.					CONFORMED SET		CITY PURCHASING NUMBER		DRAWING NUMBER		
ASI-026 STAIRWELL LTG		12/05/18				CBM NO. 43N, 44W NAVD 88		VERTICAL (AS NOTED)		0 <div></div> 1"			IF NOT ONE INCH ON THIS SHEET, ADJUST SCALES ACCORDINGLY								
OWNER REQUESTED CHANGES		11/15/18				CITY DATUM		SCALE							SHEET TITLE:		OPR2017-0373		E0.03		
BY REVISIONS		DATE								<div>DRAWN VYG</div> <div>DESIGNED NDO</div> <div>CHECKED JKS</div> <div>APPROVED JKS</div>				SCHEDULES - LIGHTING		PR		OF #		REVISION NO.	

LCM110				
ZONE DESCRIPTION	RELAY NUMBER	BRANCH PANEL	BRANCH CIRCUIT #	NOTES
ROW 1 - DAYLIGHT ZONE 1	R1	MH2	4	1,2
ROW 3 - DAYLIGHT ZONE 2	R2	MH2	4	1,2
SPARE	R3	-	-	-
SPARE	R4	MH2	4	2
SPARE	R5	-	-	4
ROW 1 - DAYLIGHT ZONE 1 EM	R6	XH1	9	1,2,3,4
ROW 2 - DAYLIGHT ZONE 2 EM	R7	XH1	9	1,2,3
SPARE	R8	-	-	-
GENERAL NOTES:				
1. ETC ECHO OR FOUNDRY ROOM CONTROLLER				
2. CONNECT PANEL CONTROLLER TO FEED SIDE OF INCOMING CIRCUIT.				
NOTES:				
1. DAYLIGHT SENSOR FOR THIS ZONE.				
2. OCCUPANCY SENSOR(S) IN THIS ZONE.				
3. EMERGENCY LIGHTING. PROVIDE UL924 DEVICES AS NECESSARY.				
4. PROVIDE EMERGENCY BARRIER PARTITION BETWEEN RELAYS 5 AND 6.				

LCM114				
ZONE DESCRIPTION	RELAY NUMBER	BRANCH PANEL	BRANCH CIRCUIT #	NOTES
EVENT PREP 114	R1	MH2	6	2
EVENT PREP113	R2	MH2	6	2,4
SECURITY LOCKER ROOM 112 EM	R3	XH1	12	2,3,4
EVENT PREP 114 EM	R4	XH1	12	2,3
EVENT PREP 113 EM	R5	XH1	12	2,3
TOILET 114A EM	R6	XH1	12	2,3
TOILET 113A EM	R7	XH1	12	2,3
TOILET 112A EM	R8	XH1	12	2,3
GENERAL NOTES:				
1. ETC ECHO OR FOUNDRY ROOM CONTROLLER				
2. CONNECT PANEL CONTROLLER TO FEED SIDE OF INCOMING CIRCUIT.				
NOTES:				
1. DAYLIGHT SENSOR FOR THIS ZONE.				
2. OCCUPANCY SENSOR(S) IN THIS ZONE.				
3. EMERGENCY LIGHTING. PROVIDE UL924 DEVICES AS NECESSARY.				
4. PROVIDE EMERGENCY BARRIER PARTITION BETWEEN RELAYS 2 AND 3.				

LCM115				
ZONE DESCRIPTION	RELAY NUMBER	BRANCH PANEL	BRANCH CIRCUIT #	NOTES
BREAK 115 DZ1	R1	MH2	4	1,2
BREAK 115 DZ2	R2	MH2	-	1,2
SPARE	R3	-	-	-
CORRIDOR 117	R4	MH2	2	2,4
ENTRY VESTIBULE 116 DZ 1 EM	R5	XH1	13	1,2,3,4
ENTRY VESTIBULE 116 DZ 2 EM	R6	XH1	13	1,2,3
ENTRY VESTIBULE 116 EM	R7	XH1	13	2,3
CORRIDOR 117 EM	R8	XH1	13	2,3
GENERAL NOTES:				
1. ETC ECHO OR FOUNDRY ROOM CONTROLLER				
2. CONNECT PANEL CONTROLLER TO FEED SIDE OF INCOMING CIRCUIT.				
NOTES:				
1. DAYLIGHT SENSOR FOR THIS ZONE.				
2. OCCUPANCY SENSOR(S) IN THIS ZONE.				
3. EMERGENCY LIGHTING. PROVIDE UL924 DEVICES AS NECESSARY.				
4. PROVIDE EMERGENCY BARRIER PARTITION BETWEEN RELAYS 4 AND 5.				

LCM123				
ZONE DESCRIPTION	RELAY NUMBER	BRANCH PANEL	BRANCH CIRCUIT #	NOTES
TICKET OFFICE 126	R1	MH2	6	2
TICKET BOOTH 125	R2	MH2	6	2
KITCHEN 123	R3	MH2	6	2
SPARE	R4	XH1	12	2,3,4
TICKET BOOTH 125 EM	R5	XH1	12	2,3,4
KITCHEN 123 EM	R6	XH1	12	2,3
SPARE	R7	-	-	-
SPARE	R8	-	-	-
GENERAL NOTES:				
1. ETC ECHO OR FOUNDRY ROOM CONTROLLER				
2. CONNECT PANEL CONTROLLER TO FEED SIDE OF INCOMING CIRCUIT.				
NOTES:				
1. DAYLIGHT SENSOR FOR THIS ZONE.				
2. OCCUPANCY SENSOR(S) IN THIS ZONE.				
3. EMERGENCY LIGHTING. PROVIDE UL924 DEVICES AS NECESSARY.				
4. PROVIDE EMERGENCY BARRIER PARTITION BETWEEN RELAYS 4 AND 5.				

LCM100N				
ZONE DESCRIPTION	RELAY NUMBER	BRANCH PANEL	BRANCH CIRCUIT #	NOTES
EAST EVENT FLOOR 100 DZ1 N	R1	MH2	2	1,2
EAST EVENT FLOOR 100 DZ2 N	R2	MH2	2	1,2
EAST EVENT FLOOR 100 N	R3	MH2	2	2
SPARE	R4	-	-	-
SPARE	R5	-	-	4
EAST EVENT FLOOR 100 DZ2 N EM	R6	XH1	13	1,2,3,4
EAST EVENT FLOOR 100 N EM	R7	XH1	13	2,3
SPARE	R8	-	-	-
GENERAL NOTES:				
1. ETC ECHO OR FOUNDRY ROOM CONTROLLER				
2. CONNECT PANEL CONTROLLER TO FEED SIDE OF INCOMING CIRCUIT.				
NOTES:				
1. DAYLIGHT SENSOR FOR THIS ZONE.				
2. OCCUPANCY SENSOR(S) IN THIS ZONE.				
3. EMERGENCY LIGHTING. PROVIDE UL924 DEVICES AS NECESSARY.				
4. PROVIDE EMERGENCY BARRIER PARTITION BETWEEN RELAYS 5 AND 6.				

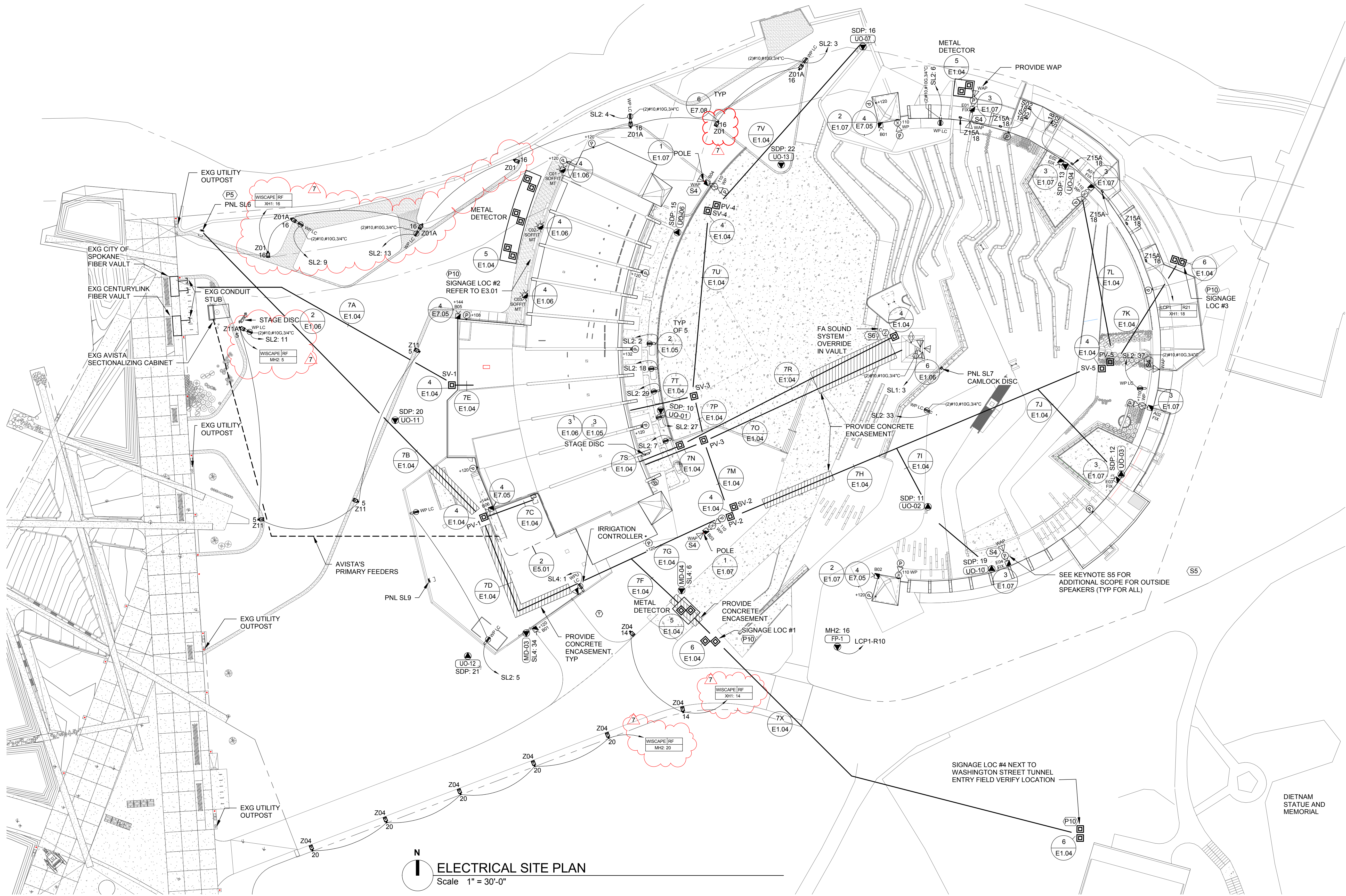
LCM100S				
ZONE DESCRIPTION	RELAY NUMBER	BRANCH PANEL	BRANCH CIRCUIT #	NOTES
EAST EVENT FLOOR 100 DZ1 S	R1	MH2	2	1,2
EAST EVENT FLOOR 100 DZ2 S	R2	MH2	2	1,2
EAST EVENT FLOOR 100 N	R3	MH2	2	2
CORRIDOR 118	R4	MH2	2	2,4
SPARE	R5	-	-	4
EAST EVENT FLOOR 100 DZ1 S EM	R6	XH1	13	1,2,3,4
EAST EVENT FLOOR 100 S EM	R7	XH1	13	1,2,3
CORRIDOR 118 EM	R8	XH1	13	2,3
GENERAL NOTES:				
1. ETC ECHO OR FOUNDRY ROOM CONTROLLER				
2. CONNECT PANEL CONTROLLER TO FEED SIDE OF INCOMING CIRCUIT.				
NOTES:				
1. DAYLIGHT SENSOR FOR THIS ZONE.				
2. OCCUPANCY SENSOR(S) IN THIS ZONE.				
3. EMERGENCY LIGHTING. PROVIDE UL924 DEVICES AS NECESSARY.				
4. PROVIDE EMERGENCY BARRIER PARTITION BETWEEN RELAYS 5 AND 6.				

LCM104				
ZONE DESCRIPTION	RELAY NUMBER	BRANCH PANEL	BRANCH CIRCUIT #	NOTES
ENTRY VESTIBULE DZ1 EM	R1	XH1	7	1,2,3
ENTRY VESTIBULE DZ2 EM	R2	XH1	7	1,2,3
CORRIDOR 145 EM	R3	XH1	7	2,3
MENS RR 102 EM	R4	XH1	7	2,3
WOMENS RR 103 EM	R5	XH1	7	2,3
ENTRY VESTIBULE 101 DZ1 EM	R6	XH1	7	-
ENTRY VESTIBULE 101 DZ2 EM	R7	XH1	7	-
SPARE	R8	-	-	-
GENERAL NOTES:				
1. ETC ECHO OR FOUNDRY ROOM CONTROLLER				
2. CONNECT PANEL CONTROLLER TO FEED SIDE OF INCOMING CIRCUIT.				
NOTES:				
1. DAYLIGHT SENSOR FOR THIS ZONE.				
2. OCCUPANCY SENSOR(S) IN THIS ZONE.				
3. EMERGENCY LIGHTING. PROVIDE UL924 DEVICES AS NECESSARY.				

LCM108				
ZONE DESCRIPTION	RELAY NUMBER	BRANCH PANEL	BRANCH CIRCUIT #	NOTES
ROW 1 - DAYLIGHT ZONE 1	R1	MH2	4	1,2
ROW 3 - DAYLIGHT ZONE 2	R2	MH2	4	1,2
SPARE	R3	-	-	-
SPARE	R4	MH2	4	2
SPARE	R5	-	-	4
ROW 1 - DAYLIGHT ZONE 1 EM	R6	XH1	9	1,2,3,4
ROW 2 - DAYLIGHT ZONE 2 EM	R7	XH1	9	1,2,3
SPARE	R8	-	-	-
GENERAL NOTES:				
1. ETC ECHO OR FOUNDRY ROOM CONTROLLER				
2. CONNECT PANEL CONTROLLER TO FEED SIDE OF INCOMING CIRCUIT.				
NOTES:				
1. DAYLIGHT SENSOR FOR THIS ZONE.				
2. OCCUPANCY SENSOR(S) IN THIS ZONE.				
3. EMERGENCY LIGHTING. PROVIDE UL924 DEVICES AS NECESSARY.				
4. PROVIDE EMERGENCY BARRIER PARTITION BETWEEN RELAYS 5 AND 6.				

LOW VOLTAGE BUTTON STATION SCHEDULE								
BUTTON STATION	BUTTON 1	BUTTON 2	BUTTON 3	BUTTON 4	BUTTON 5	BUTTON 6	BUTTON 7	BUTTON 8
1	ALL ON (1)	EAST ON/OFF (10)	RAISE (4)	WEST ON/OFF (11)	LOWER (5)	ALL OFF (2)	-	-
2	LINEAR ON/OFF (3)	PARTY MODE 1 (14)	DOWNLIGHTS ON/OFF (3)	PARTY MODE 2(15)	FADER (19)	ALL ON/ALLOFF (3)	-	-
3	CORRIDOR ON (7)	CORRIDOR OFF (9)	-	-	-	-	-	-
4	ALL ON (1)	RAISE (4)	LOWER (5)	ALL OFF (2)	-	-	-	-
5	LINEAR ON/OFF (3)	DOWNLIGHTS ON/OFF (3)	PENDANT ON/OFF (3)	A/V MODE 1 (12)	FADER (19)	ALL ON/ALLOFF (3)	-	-
6	ALL ON (1)	RAISE (8)	RAISE (18)	LOWER (8)	LOWER (18)	ALL OFF (2)	-	-
7	ALL ON (6)	RAISE (4)	LOWER (5)	ALL OFF (6)	-	-	-	-
8	*NOTE 17*				-	-		
9	ALL ON (3)	ALL OFF (3)	PARTY MODE 1 (14)	PARTY MODE 2(15)	FADER (19)	ALL ON/ALLOFF (3)	-	-
10	HALLS 1ST FLR (16)	HALLS 2ND FLR (16)	SITE POLES WEST (16)	SITE RAILS WEST (16)	SITE POLES E (16)	SITE RAILS E (16)	ELEVATED WALK (16)	ELEVATED WALK CYLS. (16)
11	*NOTE 20*	-	-	-	-	-	-	-
GENERAL NOTES:								
1	BUTTON STATION ARCHITECTURE BASED ON ETC UNISON SYSTEM.							
2	FIXTURES IN DAYLIGHT ZONES TO DIM VIA DAYLIGHT SENSOR TO APPROPRIATE LEVELS FOR EACH SCENE ACCORDING TO AVAILABLE DAYLIGHT.							
3	LIGHTING CONTROL FUNCTIONS LISTED BELOW ARE SUGGESTED OPERATION; COORDINATE FUNCTIONS WITH OWNER.							
SEQUENCE OF OPERATION NOTES:								
1	"ALL ON" TO TOGGLE ALL LUMINAIRES IN ASSOCIATED SPACE.							
2	"ALL OFF" TO TOGGLE ALL LUMINAIRES IN ASSOCIATED SPACE.							
3	TOGGLES ASSOCIATED LUMINAIRES ON AND OFF.							
4	"RAISE" TO INCREMENTALLY RAISE LUMINAIRE OUTPUT.							
5	"LOWER" TO INCREMENTALLY LOWER LUMINAIRE OUTPUT							
6	"ALL ON" AND "ALL OFF" TO SWITCH R02A ABOVE RECEPTION DESK.							
7	TURN ON CORRIDOR LIGHTS ON ASSOCIATED FLOOR.							
8	"RAISE" AND "LOWER" TO INCREMENTALLY ADJUST P03 IN OPEN OFFICE AREA.							
9	"CORRIDOR OFF" BUTTON NO TO BE FUNCTIONAL DURING BUSINESS HOURS.							
10	"EAST ON/OFF" TO TOGGLE LIGHTING EAST OF THE MAIN CORRIDOR.							
11	"WEST ON/OFF" TO TOGGLE LIGHTING WEST OF THE MAIN CORRIDOR.							
12	"A/V MODE 1" TO TOGGLE OFF DOWNLIGHTS, DIM REMAINING LUMINAIRES TO 50%.							
13	"A/V MODE 2" FOR OWNER SPECIFICATION. COORDINATE FUNCTION WITH OWNER.							
14	"PARTY MODE 1" TO DIM ALL LUMINAIRES TO 50%.							
15	"PARTY MODE 2" FOR OWNER SPECIFICATION. COORDINATE FUNCTION WITH OWNER.							
16	MASTER OVERRIDE STATION. BUTTONS TO TOGGLE LOADS ON AND OFF.							
17	ETC MOSAIC CONTROLLER FOR PAVILION CANOPY. COORDINATE FUNCTIONS WITH OWNER.							
18	"RAISE" TO AND "LOWER" TO INCREMENTALLY ADJUST P04 IN OPEN OFFICE AREA.							
19	FADER IS WHEEL CONTROL FOR RAISE LOWER FUNCTION.							
20	STATION 9 IS A DMX TO NETWORK INTERFACE LOCATION FOR LIGHTING/STAGE OPERATORS TO CONTROL BLADE LIGHTING FROM A THIRD PARTY MIXING BOARD.							

LCP1				
ZONE DESCRIPTION	RELAY NUMBER	BRANCH PANEL	BRANCH CIRCUIT #	NOTES
EXT UTILITY YARD SE	R1	MH2	3	2,3
SPARE	R2	-	-	-
EXT TICKET BOOTH CANOPY	R3	MH2	15	2,3
EXT NW COLUMN CYLS	R4	MH2	15	2,3
SPARE	R5	-	-	-
EXT ELEVATED WALK CYLINDERS	R6	MH2	9	2,3
SPARE	R7	-	-	-
SPARE	R8	-	-	-
SPARE	R9	-	-	-
EXT FLAGPOLE	R10	MH2	16	2,3
SPARE	R11	-	-	-
SPARE	R12	-	-	-
SPARE	R13	-	-	-
SPARE	R14	-	-	-
SPARE	R15	-	-	-
SPARE	R16	-	-	-
SPARE	R17	-	-	5
SPARE	R18	-	-	-
SPARE	R19	-	-	-
SPARE	R20	-	-	-
EXT NE WALLPACKS EM	R21	XH1	20	4,6
SPARE	R22	-	-	-
SPARE	R23	-	-	-
SPARE	R24	-	-	-
GENERAL NOTES:				
1. ETC ECHO OR FOUNDRY FEED-THROUGH PANEL				
2. CONNECT PANEL CONTROLLER TO FEED SIDE OF INCOMING CIRCUIT.				
NOTES:				
2. RELAY(S) TO BE CONTROLLED BY ASTRONOMICAL TIMECLOCK SCHEDULE WITH MASTER SWITCH TO OVERRIDE.				
3. RELAYS WITH SECONDARY OPERATION DURING NORMALLY "OFF" TIMES.				
4. EMERGENCY LIGHTING. PROVIDE UL924 DEVICES AS NECESSARY.				
5. PROVIDE EMERGENCY BARRIER PARTITION BETWEEN RELAYS 17 AND 18.				
6. LUMINAIRES TO BE ON ONLY DURING EMERGENCY MODE.				




UTILITY COMPANY CONTACTS

PHONE & FIBER SERVICE:
CENTURY LINK
BRENT SMITH
CUSTOMER PROJECT COORDINATOR
509-540-5322
BRENT.SMITH@CENTURYLINK.COM

POWER SERVICE:
AVISTA
MIKE BOSSHARDT
CUSTOMER PROJECT COORDINATOR
509-495-2058
MIKE.BOSSHARDT@AVISTACORP.COM

CONFORMED SET



SHEET ISSUE DATE: 07-02-2018

DIGITALLY SIGNED: --

TYPE OF IMPROVEMENT: ARCHITECTURAL

CITY PURCHASING NUMBER DRAWING NUMBER

OPR2017-0373 E1.01

REVISION NO.

BY	ASI-32	12/18/18
	ASI-30	12/13/18
	ASI-28	12/07/18
	ASI-006	xx/xx/18
	REVISIONS	DATE

NAC
ARCHITECTURE
nacarchitecture.com

LOCATION	BRASS CAP ON CONCRETE WALL AT SW CORNER OF HOWARD STREET BRIDGE
ELEVATION	1878.66'
CBM NO.	43N, 44W NAVIG 88
CITY DATUM	SCALE

CURRENT DESIGN STANDARDS	CCS - ADOPTED 2/95
DRAWN	WVO
DESIGNED	NDO
CHECKED	JKS
APPROVED	JKS



CITY OF SPOKANE, WASHINGTON
DEPARTMENT OF PARKS AND RECREATION
808 WEST SPOKANE FALLS BLVD.
SPOKANE, WASHINGTON 99201-3343
(509) 625-6200

PROJECT TITLE:	RIVERFRONT PARK US PAVILION
	CONFORMED SET
SHEET TITLE:	ELECTRICAL SITE PLAN



Supplemental Instruction Transmittal

NAC Architecture | 1203 W RIVERSIDE AVE SPOKANE WA 99201-1107 United States

PROJECT:	Riverfront Park Pavilion 111-17036	DATE SENT:	12/19/2018
SUBJECT:	Circuiting Revisions associated with WiScape	SUPPLEMENTAL INSTRUCTION ID:	ASI-030
TYPE:	Supplemental Instruction	TRANSMITTAL ID:	00055
PURPOSE:	For Information Only	VIA:	Info Exchange

FROM

NAME	COMPANY	EMAIL	PHONE
Robert Kuffel	NAC Architecture	rkuffel@NACARCHITECTURE.com	509-838-8240

TO

NAME	COMPANY	EMAIL	PHONE
Daniel Bennett	Garco Construction	danielb@garco.com	(509)535-4688
Jeremy Sweatt	Garco Construction	jeremys@garco.com	(509)535-4688
Pete Madsen	Garco Construction	pete@garco.com	(509) 535-4688
Rob Decker	Garco Construction Jobsite - Ferris	robertd@garco.com	(509) 535-4688
Scott Battaglia	Garco Construction	scottb@garco.com	(509)535-4688

DESCRIPTION OF CONTENTS

QTY	DATED	TITLE	NUMBER	SCALE	SIZE	NOTES
1	12/19/2018	Supplemental Instruction - ASI-030 - Circuiting Revisions associated with WiScape.pdf				
1	12/19/2018	ASI30- E0-03 - SCHEDULES - LIGHTING.pdf				
1	12/19/2018	ASI30- E0-04 - SCHEDULES - LIGHTING.pdf				
1	12/19/2018	ASI30- E1-01 - ELECTRICAL SITE PLAN.pdf				

Supplemental Instruction Transmittal

DATE: 12/19/2018
ID: 00055

COPIES:

Dave Baumann	(NAC Engineering)
Nathon O'Neel	(NAC Engineering)
Keith Comes	(NAC Architecture)



Supplemental Instruction


PROJECT NAME:	Riverfront Park Pavilion
PROJECT NUMBER:	111-17036
SUBJECT:	Circuiting Revisions associated with WiScape
DUE DATE:	
ID:	ASI-030
SENDER ID:	
INITIATED BY:	Berry Ellison
REASONS:	
DISCIPLINE:	Electrical
STATUS:	Draft
CONTRACT:	
DESCRIPTION:	Team,

Please see attached revised electrical drawings with circuiting revisions associated with WiScape.

Thank you,

Rob Kuffel

- EXTERIOR LUMINAIRE SCHEDULE -												
TYPE	MANUFACTURER	CATALOG NUMBER	ACCESSORIES	VOLTAGE	VA	WATTS	DELIVERED LUMENS	K TEMP	CRI	DISTRIBUTION TYPE	NOTES	
Z01	B-K	DE-LED-X34-FL-BLP-12-11-A		277 V	128	116	1919	3000	80	40 FLOOD	POLE BASE STYLE "B". SEE SHEET E7.09. 4 HEADS SPACED 1' APART. PROVIDE 14' NON-TAPERED BLACK VALMONT POLE. PROVIDE HUBBELL WISCAPE CONTROLS.	
Z01A	B-K	DE-LED-X34-FL-BLP-12-11-A	CONVENIENCE RECEPTACLE	277 V	128	116	1919	3000	80	40 FLOOD	POLE BASE STYLE "B". SEE SHEET E7.09. 4 HEADS SPACED 1' APART. PROVIDE 14' NON-TAPERED BLACK VALMONT POLE. PROVIDE HUBBELL WISCAPE CONTROLS.	
Z01B	B-K	DE-LED-X34-FL-BLP-12-11-A		277 V	128	116	1919	3000	80	40 FLOOD	POLE BASE STYLE "B". SEE SHEET E7.09. 4 HEADS SPACED 1' APART. PROVIDE 14' NON-TAPERED BLACK VALMONT POLE.	
Z04	LUMINIS	SY800-L1W30R1-277V-BKT-FS-K3-LSL		277 V	39	35	3422	3000	80	N/A	POLE BASE STYLE "B". SEE SHEET E7.09. PROVIDE 12' TALL BLACK POLE. PROVIDE HUBBELL WISCAPE CONTROLS.	
Z11	B-K	DE-LED-X34-FL-BLP-12-11-A		277 V	128	116	1919	3000	80	20 SPOT	POLE BASE STYLE "B". SEE SHEET E7.09. 4 HEADS SPACED 1' APART. PROVIDE 28' NON-TAPERED BLACK VALMONT POLE.	
Z11A	B-K	DE-LED-X34-FL-BLP-12-11-A	CONVENIENCE RECEPTACLE	277 V	128	116	1919	3000	80	20 SPOT	POLE BASE STYLE "B". SEE SHEET E7.09. 4 HEADS SPACED 1' APART. PROVIDE 28' NON-TAPERED BLACK VALMONT POLE.	
Z14	GVA	HL-DL (3')		208 V	17	15	-	0	-	N/A	REFER TO SHEET E1.03 FOR DETAILS.	
Z14A	GVA	HL-DL (4')		208 V	22	20	-	0	-	N/A	REFER TO SHEET E1.03 FOR DETAILS.	
Z14B	GVA	HL-DL (5')		208 V	28	25	-	0	-	N/A	REFER TO SHEET E1.03 FOR DETAILS.	
Z14C	GVA	HL-DL (6')		208 V	33	30	-	0	-	N/A	REFER TO SHEET E1.03 FOR DETAILS.	
Z15	LITHONIA	WST LED-P2-30K-VF-MVOLT-DOBXD		277 V	28	25	3236	3000	70	N/A	MOUNT AT 12' AFF.	
Z15A	LITHONIA	WST LED-P2-30K-VF-MVOLT-DNATXD		277 V	28	25	3236	3000	70	N/A	MOUNT IN MIDDLE OF UPPER CONCRETE FACE; APPROX 29' AFF.	
Z17	SPI	SECS-089-L23.8WC-FT-24V DC-08-BRK-AN08-DML-PS		277 V	58	57	4167	3000	80	N/A	SUPPLY APPROPRIATE DRIVER(S) FOR QUANTITY FOR LUMINAIRES.	
Z19	SISTEMALUX	S5075W-UNV-14		277 V	21	19	105	3000	90	2 SPOT	WALL MOUNT AT TOP OF COLUMN.	
Z19A	SISTEMALUX	S5033W-UNV-14		277 V	21	19	215	3000	90	2 SPOT	MOUNT AT BASE OF "V" IN CONCRETE COLUMN. REFER TO SHEET E7.09 DETAIL 4.	
ZE15	LITHONIA	WST LED-P2-30K-VF-277-DOBXD-E20WC		277 V	28	25	3236	3000	70	N/A	MOUNT AT 12' AFF.	

				<div>NAC</div> <div>ARCHITECTURE</div> <div>nacarchitecture.com</div>		LOCATION: BRASS CAP ON CONCRETE WALL AT SW CORNER OF HOWARD STREET BRIDGE.			CURRENT DESIGN STANDARDS CCS - ADOPTED 2/95		<div>CITY OF SPOKANE</div> <div>808 WEST SPOKANE FALLS BLVD. SPOKANE, WASHINGTON 99201-3343 (509) 625-6200</div>		CITY OF SPOKANE, WASHINGTON		PROJECT TITLE: RIVERFRONT PARK US PAVILION		TYPE OF IMPROVEMENT: ARCHITECTURAL				
						ELEVATION 1878.66		HORIZONTAL (AS NOTED)		BAR IS ONE INCH ON ORIGINAL DRAWING.					CONFORMED SET		CITY PURCHASING NUMBER		DRAWING NUMBER		
ASI-026 STAIRWELL LTG		12/05/18				CBM NO. 43N, 44W NAVD 88		VERTICAL (AS NOTED)		0  1"											
OWNER REQUESTED CHANGES		11/15/18								IF NOT ONE INCH ON THIS SHEET, ADJUST SCALES ACCORDINGLY			<div>DRAWN VYG</div> <div>DESIGNED NDO</div> <div>CHECKED JKS</div> <div>APPROVED JKS</div>								
BY	REVISIONS	DATE				CITY DATUM		SCALE						SCHEDULES - LIGHTING		OPR2017-0373		E0.03			
																PR		OF #		REVISION NO.	

LCM110				
ZONE DESCRIPTION	RELAY NUMBER	BRANCH PANEL	BRANCH CIRCUIT #	NOTES
ROW 1 - DAYLIGHT ZONE 1	R1	MH2	4	1,2
ROW 3 - DAYLIGHT ZONE 2	R2	MH2	4	1,2
SPARE	R3	-	-	-
SPARE	R4	MH2	4	2
SPARE	R5	-	-	4
ROW 1 - DAYLIGHT ZONE 1 EM	R6	XH1	9	1,2,3,4
ROW 2 - DAYLIGHT ZONE 2 EM	R7	XH1	9	1,2,3
SPARE	R8	-	-	-
GENERAL NOTES:				
1. ETC ECHO OR FOUNDRY ROOM CONTROLLER				
2. CONNECT PANEL CONTROLLER TO FEED SIDE OF INCOMING CIRCUIT.				
NOTES:				
1. DAYLIGHT SENSOR FOR THIS ZONE.				
2. OCCUPANCY SENSOR(S) IN THIS ZONE.				
3. EMERGENCY LIGHTING. PROVIDE UL924 DEVICES AS NECESSARY.				
4. PROVIDE EMERGENCY BARRIER PARTITION BETWEEN RELAYS 5 AND 6.				

LCM114				
ZONE DESCRIPTION	RELAY NUMBER	BRANCH PANEL	BRANCH CIRCUIT #	NOTES
EVENT PREP 114	R1	MH2	6	2
EVENT PREP113	R2	MH2	6	2,4
SECURITY LOCKER ROOM 112 EM	R3	XH1	12	2,3,4
EVENT PREP 114 EM	R4	XH1	12	2,3
EVENT PREP 113 EM	R5	XH1	12	2,3
TOILET 114A EM	R6	XH1	12	2,3
TOILET 113A EM	R7	XH1	12	2,3
TOILET 112A EM	R8	XH1	12	2,3
GENERAL NOTES:				
1. ETC ECHO OR FOUNDRY ROOM CONTROLLER				
2. CONNECT PANEL CONTROLLER TO FEED SIDE OF INCOMING CIRCUIT.				
NOTES:				
1. DAYLIGHT SENSOR FOR THIS ZONE.				
2. OCCUPANCY SENSOR(S) IN THIS ZONE.				
3. EMERGENCY LIGHTING. PROVIDE UL924 DEVICES AS NECESSARY.				
4. PROVIDE EMERGENCY BARRIER PARTITION BETWEEN RELAYS 2 AND 3.				

LCM115				
ZONE DESCRIPTION	RELAY NUMBER	BRANCH PANEL	BRANCH CIRCUIT #	NOTES
BREAK 115 DZ1	R1	MH2	4	1,2
BREAK 115 DZ2	R2	MH2	-	1,2
SPARE	R3	-	-	-
CORRIDOR 117	R4	MH2	2	2,4
ENTRY VESTIBULE 116 DZ 1 EM	R5	XH1	13	1,2,3,4
ENTRY VESTIBULE 116 DZ 2 EM	R6	XH1	13	1,2,3
ENTRY VESTIBULE 116 EM	R7	XH1	13	2,3
CORRIDOR 117 EM	R8	XH1	13	2,3
GENERAL NOTES:				
1. ETC ECHO OR FOUNDRY ROOM CONTROLLER				
2. CONNECT PANEL CONTROLLER TO FEED SIDE OF INCOMING CIRCUIT.				
NOTES:				
1. DAYLIGHT SENSOR FOR THIS ZONE.				
2. OCCUPANCY SENSOR(S) IN THIS ZONE.				
3. EMERGENCY LIGHTING. PROVIDE UL924 DEVICES AS NECESSARY.				
4. PROVIDE EMERGENCY BARRIER PARTITION BETWEEN RELAYS 4 AND 5.				

LCM123				
ZONE DESCRIPTION	RELAY NUMBER	BRANCH PANEL	BRANCH CIRCUIT #	NOTES
TICKET OFFICE 126	R1	MH2	6	2
TICKET BOOTH 125	R2	MH2	6	2
KITCHEN 123	R3	MH2	6	2
SPARE	R4	XH1	12	2,3,4
TICKET BOOTH 125 EM	R5	XH1	12	2,3,4
KITCHEN 123 EM	R6	XH1	12	2,3
SPARE	R7	-	-	-
SPARE	R8	-	-	-
GENERAL NOTES:				
1. ETC ECHO OR FOUNDRY ROOM CONTROLLER				
2. CONNECT PANEL CONTROLLER TO FEED SIDE OF INCOMING CIRCUIT.				
NOTES:				
1. DAYLIGHT SENSOR FOR THIS ZONE.				
2. OCCUPANCY SENSOR(S) IN THIS ZONE.				
3. EMERGENCY LIGHTING. PROVIDE UL924 DEVICES AS NECESSARY.				
4. PROVIDE EMERGENCY BARRIER PARTITION BETWEEN RELAYS 4 AND 5.				

LCM100N				
ZONE DESCRIPTION	RELAY NUMBER	BRANCH PANEL	BRANCH CIRCUIT #	NOTES
EAST EVENT FLOOR 100 DZ1 N	R1	MH2	2	1,2
EAST EVENT FLOOR 100 DZ2 N	R2	MH2	2	1,2
EAST EVENT FLOOR 100 N	R3	MH2	2	2
SPARE	R4	-	-	-
SPARE	R5	-	-	4
EAST EVENT FLOOR 100 DZ2 N EM	R6	XH1	13	1,2,3,4
EAST EVENT FLOOR 100 N EM	R7	XH1	13	2,3
SPARE	R8	-	-	-
GENERAL NOTES:				
1. ETC ECHO OR FOUNDRY ROOM CONTROLLER				
2. CONNECT PANEL CONTROLLER TO FEED SIDE OF INCOMING CIRCUIT.				
NOTES:				
1. DAYLIGHT SENSOR FOR THIS ZONE.				
2. OCCUPANCY SENSOR(S) IN THIS ZONE.				
3. EMERGENCY LIGHTING. PROVIDE UL924 DEVICES AS NECESSARY.				
4. PROVIDE EMERGENCY BARRIER PARTITION BETWEEN RELAYS 5 AND 6.				

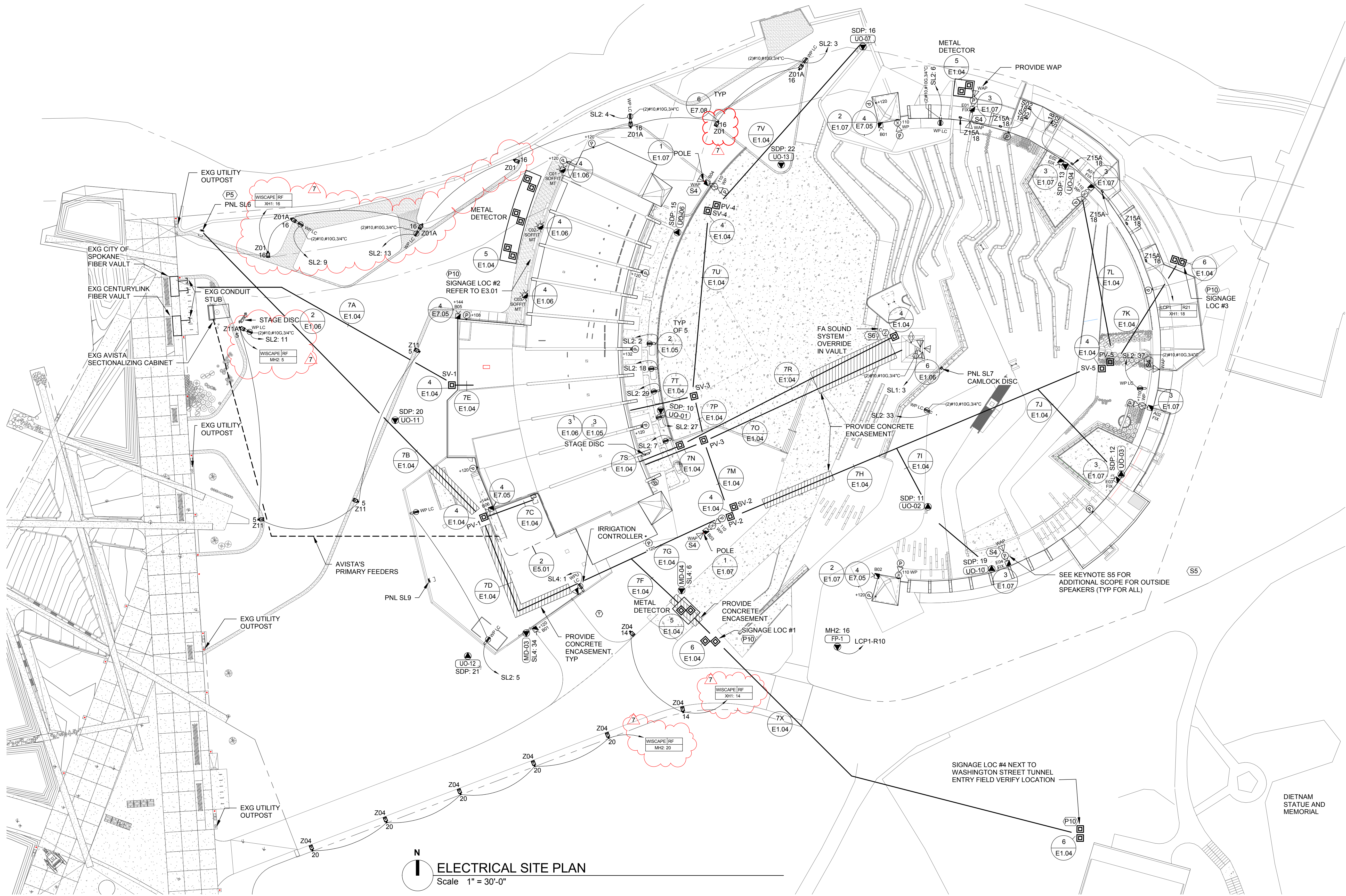
LCM100S				
ZONE DESCRIPTION	RELAY NUMBER	BRANCH PANEL	BRANCH CIRCUIT #	NOTES
EAST EVENT FLOOR 100 DZ1 S	R1	MH2	2	1,2
EAST EVENT FLOOR 100 DZ2 S	R2	MH2	2	1,2
EAST EVENT FLOOR 100 N	R3	MH2	2	2
CORRIDOR 118	R4	MH2	2	2,4
SPARE	R5	-	-	4
EAST EVENT FLOOR 100 DZ1 S EM	R6	XH1	13	1,2,3,4
EAST EVENT FLOOR 100 S EM	R7	XH1	13	1,2,3
CORRIDOR 118 EM	R8	XH1	13	2,3
GENERAL NOTES:				
1. ETC ECHO OR FOUNDRY ROOM CONTROLLER				
2. CONNECT PANEL CONTROLLER TO FEED SIDE OF INCOMING CIRCUIT.				
NOTES:				
1. DAYLIGHT SENSOR FOR THIS ZONE.				
2. OCCUPANCY SENSOR(S) IN THIS ZONE.				
3. EMERGENCY LIGHTING. PROVIDE UL924 DEVICES AS NECESSARY.				
4. PROVIDE EMERGENCY BARRIER PARTITION BETWEEN RELAYS 5 AND 6.				

LCM104				
ZONE DESCRIPTION	RELAY NUMBER	BRANCH PANEL	BRANCH CIRCUIT #	NOTES
ENTRY VESTIBULE DZ1 EM	R1	XH1	7	1,2,3
ENTRY VESTIBULE DZ2 EM	R2	XH1	7	1,2,3
CORRIDOR 145 EM	R3	XH1	7	2,3
MENS RR 102 EM	R4	XH1	7	2,3
WOMENS RR 103 EM	R5	XH1	7	2,3
ENTRY VESTIBULE 101 DZ1 EM	R6	XH1	7	-
ENTRY VESTIBULE 101 DZ2 EM	R7	XH1	7	-
SPARE	R8	-	-	-
GENERAL NOTES:				
1. ETC ECHO OR FOUNDRY ROOM CONTROLLER				
2. CONNECT PANEL CONTROLLER TO FEED SIDE OF INCOMING CIRCUIT.				
NOTES:				
1. DAYLIGHT SENSOR FOR THIS ZONE.				
2. OCCUPANCY SENSOR(S) IN THIS ZONE.				
3. EMERGENCY LIGHTING. PROVIDE UL924 DEVICES AS NECESSARY.				

LCM108				
ZONE DESCRIPTION	RELAY NUMBER	BRANCH PANEL	BRANCH CIRCUIT #	NOTES
ROW 1 - DAYLIGHT ZONE 1	R1	MH2	4	1,2
ROW 3 - DAYLIGHT ZONE 2	R2	MH2	4	1,2
SPARE	R3	-	-	-
SPARE	R4	MH2	4	2
SPARE	R5	-	-	4
ROW 1 - DAYLIGHT ZONE 1 EM	R6	XH1	9	1,2,3,4
ROW 2 - DAYLIGHT ZONE 2 EM	R7	XH1	9	1,2,3
SPARE	R8	-	-	-
GENERAL NOTES:				
1. ETC ECHO OR FOUNDRY ROOM CONTROLLER				
2. CONNECT PANEL CONTROLLER TO FEED SIDE OF INCOMING CIRCUIT.				
NOTES:				
1. DAYLIGHT SENSOR FOR THIS ZONE.				
2. OCCUPANCY SENSOR(S) IN THIS ZONE.				
3. EMERGENCY LIGHTING. PROVIDE UL924 DEVICES AS NECESSARY.				
4. PROVIDE EMERGENCY BARRIER PARTITION BETWEEN RELAYS 5 AND 6.				

LOW VOLTAGE BUTTON STATION SCHEDULE								
BUTTON STATION	BUTTON 1	BUTTON 2	BUTTON 3	BUTTON 4	BUTTON 5	BUTTON 6	BUTTON 7	BUTTON 8
1	ALL ON (1)	EAST ON/OFF (10)	RAISE (4)	WEST ON/OFF (11)	LOWER (5)	ALL OFF (2)	-	-
2	LINEAR ON/OFF (3)	PARTY MODE 1 (14)	DOWNLIGHTS ON/OFF (3)	PARTY MODE 2(15)	FADER (19)	ALL ON/ALLOFF (3)	-	-
3	CORRIDOR ON (7)	CORRIDOR OFF (9)	-	-	-	-	-	-
4	ALL ON (1)	RAISE (4)	LOWER (5)	ALL OFF (2)	-	-	-	-
5	LINEAR ON/OFF (3)	DOWNLIGHTS ON/OFF (3)	PENDANT ON/OFF (3)	A/V MODE 1 (12)	FADER (19)	ALL ON/ALLOFF (3)	-	-
6	ALL ON (1)	RAISE (8)	RAISE (18)	LOWER (8)	LOWER (18)	ALL OFF (2)	-	-
7	ALL ON (6)	RAISE (4)	LOWER (5)	ALL OFF (6)	-	-	-	-
8	*NOTE 17*				-	-		
9	ALL ON (3)	ALL OFF (3)	PARTY MODE 1 (14)	PARTY MODE 2(15)	FADER (19)	ALL ON/ALLOFF (3)	-	-
10	HALLS 1ST FLR (16)	HALLS 2ND FLR (16)	SITE POLES WEST (16)	SITE RAILS WEST (16)	SITE POLES E (16)	SITE RAILS E (16)	ELEVATED WALK (16)	ELEVATED WALK CYLS. (16)
11	*NOTE 20*	-	-	-	-	-	-	-
GENERAL NOTES:								
1	BUTTON STATION ARCHITECTURE BASED ON ETC UNISON SYSTEM.							
2	FIXTURES IN DAYLIGHT ZONES TO DIM VIA DAYLIGHT SENSOR TO APPROPRIATE LEVELS FOR EACH SCENE ACCORDING TO AVAILABLE DAYLIGHT.							
3	LIGHTING CONTROL FUNCTIONS LISTED BELOW ARE SUGGESTED OPERATION; COORDINATE FUNCTIONS WITH OWNER.							
SEQUENCE OF OPERATION NOTES:								
1	"ALL ON" TO TOGGLE ALL LUMINAIRES IN ASSOCIATED SPACE.							
2	"ALL OFF" TO TOGGLE ALL LUMINAIRES IN ASSOCIATED SPACE.							
3	TOGGLES ASSOCIATED LUMINAIRES ON AND OFF.							
4	"RAISE" TO INCREMENTALLY RAISE LUMINAIRE OUTPUT.							
5	"LOWER" TO INCREMENTALLY LOWER LUMINAIRE OUTPUT							
6	"ALL ON" AND "ALL OFF" TO SWITCH R02A ABOVE RECEPTION DESK.							
7	TURN ON CORRIDOR LIGHTS ON ASSOCIATED FLOOR.							
8	"RAISE" AND "LOWER" TO INCREMENTALLY ADJUST P03 IN OPEN OFFICE AREA.							
9	"CORRIDOR OFF" BUTTON NO TO BE FUNCTIONAL DURING BUSINESS HOURS.							
10	"EAST ON/OFF" TO TOGGLE LIGHTING EAST OF THE MAIN CORRIDOR.							
11	"WEST ON/OFF" TO TOGGLE LIGHTING WEST OF THE MAIN CORRIDOR.							
12	"A/V MODE 1" TO TOGGLE OFF DOWNLIGHTS, DIM REMAINING LUMINAIRES TO 50%.							
13	"A/V MODE 2" FOR OWNER SPECIFICATION. COORDINATE FUNCTION WITH OWNER.							
14	"PARTY MODE 1" TO DIM ALL LUMINAIRES TO 50%.							
15	"PARTY MODE 2" FOR OWNER SPECIFICATION. COORDINATE FUNCTION WITH OWNER.							
16	MASTER OVERRIDE STATION. BUTTONS TO TOGGLE LOADS ON AND OFF.							
17	ETC MOSAIC CONTROLLER FOR PAVILION CANOPY. COORDINATE FUNCTIONS WITH OWNER.							
18	"RAISE" TO AND "LOWER" TO INCREMENTALLY ADJUST P04 IN OPEN OFFICE AREA.							
19	FADER IS WHEEL CONTROL FOR RAISE LOWER FUNCTION.							
20	STATION 9 IS A DMX TO NETWORK INTERFACE LOCATION FOR LIGHTING/STAGE OPERATORS TO CONTROL BLADE LIGHTING FROM A THIRD PARTY MIXING BOARD.							

LCP1				
ZONE DESCRIPTION	RELAY NUMBER	BRANCH PANEL	BRANCH CIRCUIT #	NOTES
EXT UTILITY YARD SE	R1	MH2	3	2,3
SPARE	R2	-	-	-
EXT TICKET BOOTH CANOPY	R3	MH2	15	2,3
EXT NW COLUMN CYLS	R4	MH2	15	2,3
SPARE	R5	-	-	-
EXT ELEVATED WALK CYLINDERS	R6	MH2	9	2,3
SPARE	R7	-	-	-
SPARE	R8	-	-	-
SPARE	R9	-	-	-
EXT FLAGPOLE	R10	MH2	16	2,3
SPARE	R11	-	-	-
SPARE	R12	-	-	-
SPARE	R13	-	-	-
SPARE	R14	-	-	-
SPARE	R15	-	-	-
SPARE	R16	-	-	-
SPARE	R17	-	-	5
SPARE	R18	-	-	-
SPARE	R19	-	-	-
SPARE	R20	-	-	-
EXT NE WALLPACKS EM	R21	XH1	20	4,6
SPARE	R22	-	-	-
SPARE	R23	-	-	-
SPARE	R24	-	-	-
GENERAL NOTES:				
1. ETC ECHO OR FOUNDRY FEED-THROUGH PANEL				
2. CONNECT PANEL CONTROLLER TO FEED SIDE OF INCOMING CIRCUIT.				
NOTES:				
2. RELAY(S) TO BE CONTROLLED BY ASTRONOMICAL TIMECLOCK SCHEDULE WITH MASTER SWITCH TO OVERRIDE.				
3. RELAYS WITH SECONDARY OPERATION DURING NORMALLY "OFF" TIMES.				
4. EMERGENCY LIGHTING. PROVIDE UL924 DEVICES AS NECESSARY.				
5. PROVIDE EMERGENCY BARRIER PARTITION BETWEEN RELAYS 17 AND 18.				
6. LUMINAIRES TO BE ON ONLY DURING EMERGENCY MODE.				




ELECTRICAL SITE PLAN
Scale 1" = 30'-0"

UTILITY COMPANY CONTACTS

PHONE & FIBER SERVICE:
CENTURY LINK
BRENT SMITH
CUSTOMER PROJECT COORDINATOR
509-540-5322
BRENT.SMITH@CENTURYLINK.COM

POWER SERVICE:
AVISTA
MIKE BOSSHARDT
CUSTOMER PROJECT COORDINATOR
509-495-2058
MIKE.BOSSHARDT@AVISTACORP.COM

CONFORMED SET



SHEET ISSUE DATE: 07-02-2018

DIGITALLY SIGNED: --

TYPE OF IMPROVEMENT: ARCHITECTURAL

CITY PURCHASING NUMBER DRAWING NUMBER

OPR2017-0373 E1.01

PR OF # REVISION NO.

ASI-32	12/18/18
ASI-30	12/13/18
ASI-28	12/07/18
ASI-006	xx/xx/18
BY	REVISIONS
	DATE

NAC
ARCHITECTURE
nacarchitecture.com

LOCATION BRASS CAP ON CONCRETE WALL AT SW CORNER OF HOWARD STREET BRIDGE	
ELEVATION 1878.66'	HORIZONTAL (AS NOTED)
CBM NO. 43N, 44W NAVD 83	VERTICAL (AS NOTED)
CITY DATUM	SCALE

CURRENT DESIGN STANDARDS CCS - ADOPTED 2/95	
DRAWN WVO	DESIGNED NDO
CHECKED JKS	APPROVED JKS



CITY OF SPOKANE, WASHINGTON
DEPARTMENT OF PARKS AND RECREATION
808 WEST SPOKANE FALLS BLVD.
SPOKANE, WASHINGTON 99201-3343
(509) 625-6200

PROJECT TITLE: RIVERFRONT PARK US PAVILION
CONFORMED SET
SHEET TITLE: ELECTRICAL SITE PLAN

RFP #16
ASI-030 Wiscape Controls

1/25/2019



Phase	Description	Quan.	Unit	UNIT PRICES				TOTALS				
				Labor	Material	Equip.	Garco Sub.	Labor	Material	Equip.	Garco Sub.	TOTAL
16001-00	Power City Electric - Furnish and install Wiscape revisions per ASI-030 for new light fixtures on Oak Allee.	1.0	LS				7,200.00	-	-	-	7,200	7,200
SUB-TOTALS								-	-	-	7,200	7,200
ADD-ONS:								OH&P: on Garco (as subcontractor) self-performed work.				-
								OH&P: on Garco (as subcontractor) subcontracted work				288
SUB-TOTAL											7,488	
Insurance								1.00% (of Subtotal)				75
Bond Premium								0.75% (of Subtotal)				56
SUB-TOTAL											7,619	
B & O Tax								0.47% (of Subtotal)				35
TOTAL - CHANGE ORDER REQUEST											\$ 7,654	

SPECIFIC EXCLUSIONS:

1. WSST
2. Wiscape costs not included in this proposal will be covered with DB contingency use.



E. 3327 OLIVE
SPOKANE, WA 99202
PHONE: (509) 535-8500
FAX: (509) 535-4665

Proposal

PROPOSAL SUBMITTED TO Garco Construction	DATE 1/9/19
STREET 4114 E Broadway	JOB NAME MOD-46 Pole modifications to convert to Wiscap
CITY, STATE, AND ZIP CODE Spokane WA 99202	JOB LOCATION 507 N Howard St Spokane, WA 99201
ATTN: Rob Decker	PHONE: 509-535-4688

Rob,

Thank you for the opportunity to provide pricing for the above mentioned project. Our proposal is detailed as follows.

Inclusions

- Added 15 WiScape Modules.
- Modified Z01 and Z11 pole caps to accept Wiscap modules.
- Additional startup services

General Exclusions

- Tax.
- Excavation.
- Removal or patching of Concrete or Asphalt.
- Overtime.
- Engineering Fee's and design

Total Price **\$21,610.00** → Cost to Owner is only for modules for added light fixtures at Oak Allee at \$7,200.

Thank you for the opportunity.

Steve Gilbertz
509-481-0465
PM/Estimator

Proposal Acceptance:		
Authorized Customer Signature	Printed Name	Date

DESCRIPTION OF WORK:

Quick Service Quotation

This quotation constitutes an offer to sell which offer expressly limits acceptance to the terms of this offer attached to this quotation. This offer shall be firm for a period of (30) days from the date of this offer.

UNLESS THERE ARE DIFFERENT OR ADDITIONAL TERMS AND CONDITIONS CONTAINED IN A MASTER AGREEMENT THAT MODIFY WESCO'S STANDARD TERMS, BUYER AGREES THAT THIS QUOTE AND ANY RESULTING PURCHASE ORDER WILL BE GOVERNED BY WESCO'S TERMS AND CONDITIONS DATED 011107 AVAILABLE AT [HTTP://WWW.WESCO.COM/TERMS_AND_CONDITIONS_OF_SALE.PDF](http://www.wesco.com/terms_and_conditions_of_sale.pdf), WHICH TERMS ARE INCORPORATED HEREIN BY REFERENCE AND MADE PART HEREOF. PLEASE CONTACT THE SELLER IDENTIFIED ON THIS QUOTE IF YOU REQUIRE A PRINTED COPY.

WESCO Distribution, Inc
Spokane Sales Office



Customer: PCE		Date: January 9, 2019	
Attn: Steve Gilbertz		Project Name: River Front Park Poles Impact	

Item	Quantity	Catalog Number and Description	Unit price	U/M	Total Price	Terms	Shipping Time (Weeks)
------	----------	--------------------------------	------------	-----	-------------	-------	-----------------------

- | | | | | | | | |
|----|--|--|-------------|--|-------------|--|--|
| 1 | | LOT CONSISTING OF: | \$17,574.90 | | \$17,574.90 | | |
| ** | | Pole Cap Modifications to add Wiscap Modules. | | | | | |
| ** | | Additional Lighting control Drawings/Start Up. | | | | | |
| ** | | (15) WIR-RMI-IO Modules | | | | | |

NOTE: POLE CAP MODIFICATIONS FOR TYPES Z01, Z01A, Z01B, Z11 AND Z11A ONLY.

Thank you!

*****ONLY ITEMS LISTED ABOVE ARE INCLUDED IN THIS QUOTATION*****

F.O.B Point of shipment. The prices stated in this offer shall, unless renewed, automatically expire (30) days from the date of this offer.

Tony Rinaldi *ph 509-456-7501*
Arinaldi@wescodist.com

CUSTOMER COPY

Mead, Lorraine

From: David Baumann <DBaumann@nacarchitecture.com>
Sent: Monday, February 4, 2019 10:20 AM
To: Mead, Lorraine
Cc: Jack Schneider
Subject: FW: PAV | RFP 16 Pricing Revision
Attachments: PAV RFP 16 Pricing 19_0125.pdf

Lorraine,

Jack had asked me to take a look at this.

We take no exception to the change.

David Baumann
NAC Engineering

From: Jack Schneider <JSchneider@nacarchitecture.com>
Sent: Friday, February 01, 2019 1:53 PM
To: David Baumann <DBaumann@nacarchitecture.com>
Cc: Nathon O'Neel <NONeel@nacarchitecture.com>
Subject: FW: PAV | RFP 16 Pricing Revision

Hello David,

Can you review pricing and get back to me?

Thanks
Jack

Jack Schneider PE, LC, LEED AP
NAC Engineering

From: Mead, Lorraine <LorraineMead@hillintl.com>
Sent: Friday, February 01, 2019 12:29 PM
To: Jack Schneider <JSchneider@nacarchitecture.com>
Cc: Nathon O'Neel <NONeel@nacarchitecture.com>
Subject: FW: PAV | RFP 16 Pricing Revision

Jack,

Can you review this pricing?

Thanks,
Lorraine

From: Robert Decker <robertd@garco.com>
Sent: Friday, January 25, 2019 9:09 AM

ITEM #8

Phase	Description	UNIT PRICES					TOTALS					
		Quan.	Unit	Labor	Material	Equip.	Garco Sub.	Labor	Material	Equip.	Garco Sub.	TOTAL
	North Side Bobcat - Site demo, clear/grub, establish subgrade, excavate/backfill/compact retaining walls, finish grade, compact gravel.	1.0	LS		1,180.00	2,000.00	41,400.00	✓ -	1,180.00	2,000.00	41,400.00	44,580
	Demolition - Demolition of existing sidewalks and footings/haul-off.	1.0	LS			2,500.00	9,117.50	✓ -		2,500.00	9,117.50	11,618
	Pioneer Waterproofing - Furnish and install concrete cracking repair.	1.0	LS				13,820.00				13,820.00	13,820
	Cameron-Reilly - Furnish and install concrete sidewalks. (Pump and core drill of walls for fence by Garco)	2131.0	SF	1.85		2.00	5.50	✓ 3,942.35	-	4,262.00	11,720.50	19,925
	Cameron Reilly - Form, reinforce and finish retaining walls.	1.0	LS				49,392.00	✓ -	-	-	49,392.00	49,392
	Garco - Furnish and install handrail.	250.0	LF	30.00	30.00			7,500.00	7,500.00	-	-	15,000
	Northwest Fence - Furnish and install 3'-6" black-vinyl CL fencing.	85.0	LF				45.00	-	-	-	3,825.00	3,825
	Power City Electric - Furnish and install site/pathway lighting.	1.0	LS				45,301.00	-	-	-	45,301.00	45,301
	Land Expressions - Furnish and install irrigation and landscaping.	1.0	LS				25,000.00	-	-	-	25,000.00	25,000
SUB-TOTALS								11,442	8,680	8,762	199,576	228,460
ADD-ONS:								15.00% (of Labor, Material & Equip.)				4,333
								4.00% (of Subcontract)				7,983
								SUB-TOTAL				240,776
Insurance								1.00% (of Subtotal)				2,408
Bond Premium								0.75% (of Subtotal)				1,806
								SUB-TOTAL				244,990
B & O Tax								0.47% (of Subtotal)				1,132
TOTAL - CHANGE ORDER REQUEST												\$ 246,121

SPECIFIC EXCLUSIONS:

1. WSST
2. Hard rock excavation

✓ 3
✓
✓ will VE to match
✓ will design to this Budget
✓



Northside Bobcat Service

PO Box 66
Colbert, WA 99005-0066

Estimate

Date	Estimate #
12/24/2018	2012-114

Name / Address
Garco Construction 4114 E. Broadway Spokane, WA 99202

Project				17-21 US PAVILION	
Description				Project Estimate	
Bid estimate for ADA sidewalk/ramp outside northeast of US Pavilion; connect to stairs under Washington Street bridge. Estimate includes: 1. Remove topsoil, sod & stumps. Demo existing retaining walls, footings, and asphalt sidewalk 2. Footing excavation/compaction for new retaining walls 3. Backfill/compaction on new walls 4. Place, grade and compaction for new sidewalk				41,400.00	
				Subtotal	
				\$41,400.00	
Cell #	Phone #	Fax #	E-mail	Sales Tax (0.0%)	
(509) 951-2189	(509) 238-5172	(509) 238-5172	ranchbossbars@gmail.com	Total	
				\$41,400.00	



Northside Bobcat Service

PO Box 66
Colbert, WA 99005-0066

Invoice

Date	Invoice #
1/19/2019	3737

Bill To

Garco Construction
4114 E. Broadway
Spokane, WA 99202

P.O. No.

CO #3-US Pavilion/Promena

Serviced	Description	Quantity	Rate	Amount
	Demo bench wall and footing in contract area			0.00
1/4/2019	Mini-Excavator	5	115.00	575.00
1/4/2019	Bobcat S130	5	100.00	500.00
1/4/2019	Bobcat with Breaker	5	165.00	825.00
1/4/2019	Demo saw	1	100.00	100.00
		Customer Resale No.		Subtotal \$2,000.00
		600-297-734		Sales Tax (0.0%) \$0.00
				Total \$2,000.00
Phone #	Fax #	Cell #	E-mail	Payments/Credits \$0.00
(509) 238-5172	(509) 238-5172	(509) 951-2189	ranchbossbars@gmail.com	Balance Due \$2,000.00

A service charge of 1.5% will be applied to all balances over 30 days



Northside Bobcat Service

PO Box 66
Colbert, WA 99005-0066

Invoice

Date	Invoice #
1/13/2019	3732

Bill To

Garco Construction
4114 E. Broadway
Spokane, WA 99202

P.O. No.

CO #1-US Pavilion/Promena

Serviced	Description	Quantity	Rate	Amount
1/7/2019	Operator load-out with Garco Backhoe	8	60.00	480.00
1/7/2019	Bobcat breaker	1	165.00	165.00
1/7/2019	Trucking	9.5	135.00	1,282.50
1/10/2019	Labor	3	60.00	180.00
1/10/2019	Bobcat T200	8	115.00	920.00
1/10/2019	Mini-Excavator	8	115.00	920.00
1/10/2019	Bobcat Breaker	1	165.00	165.00
1/11/2019	Labor	11	60.00	660.00
1/11/2019	Bobcat T200	8	115.00	920.00
1/11/2019	Mini-Excavator	8	115.00	920.00
1/11/2019	Bobcat S130	4	100.00	400.00
1/11/2019	Bobcat Breaker	1	165.00	165.00
		Customer Resale No. 600-297-734		Subtotal \$7,177.50
				Sales Tax (0.0%) \$0.00
				Total \$7,177.50
Phone #	Fax #	Cell #	E-mail	Payments/Credits \$0.00
(509) 238-5172	(509) 238-5172	(509) 951-2189	ranchbossbars@gmail.com	Balance Due \$7,177.50

A service charge of 1.5% will be applied to all balances over 30 days



www.cameron-reilly.com

309 N Park Rd, Spokane Valley, WA 99212
509.466.5555 fax 509.468.3719
WA LIC#: CAMERRL942NU
ID LIC#: PWC-C-12153-AAA-4
OR LIC#: 202351

Quote

Date: 1/18/2019

Job Name: US Pavilion Site Concrete - 100%
Garco

Item #	Description	Unit	Quantity	Price Per	Total
1	6" Concrete Paving (w/265' Thick Edge) #4 12"ocew	SF	7,591	\$7.10	\$53,896.10
2	6" Reinforced Plaza area	SF	21,566	\$7.10	\$153,118.60
3	2' Wide Exposed Band - 2' x 4"-Green Curb	LF	704	\$29.00	\$20,416.00
4	1' Wide Exposed Band - 1' x 8"-Green Curb	LF	431	\$26.50	\$11,421.50
5	Site Stairs (Excludes Imbeds/Handrail)	SF	185	\$75.00	\$13,875.00
6	V-Groove Pave	LF	4746	\$3.00	\$14,238.00
	Excludes Dowels, Joint Sealing				
7	4" Exposed Aggregate Concrete (#4 Bar 12" OCEW)	SF	3868	\$9.35	\$36,165.80
8	4" Extra Concrete Areas	SF	6735	\$5.50	\$37,042.50
9	Concrete Sealer	LS	1	\$11,500.00	\$11,500.00
10	Scrambler Steps	LS	1	\$39,860.00	\$39,860.00
11	Retaining wall/footings wall A,B and C-Per S.4.03	LS	1	\$49,392.00	\$49,392.00

This quote may be withdrawn if not accepted within 14 days

\$440,925.50

Notes:

Price above includes the following mobilizations:

4.00

Additional mobilization:

\$750.00

Price excludes staking, testing, restoration, traffic control, cold weather protection, joint sealing and gravel. Subgrade for curb machine to be 5' wide at grade of trimmable material. Otherwise, subgrade on grade. Final quantities to be field measured.

General or Owner to provide wash-out tubs if required.



January 11, 2019

Garco Construction
4114 E Broadway
Spokane WA 99202

Regarding: Riverfront Park US Pavilion—Concrete Repair at tilt up walls at 6 locations.

Scope:

- Grind out delaminated concrete
- Clean any corroded steel reinforcement. Coat with Zinc rich primer
- Install expansion material at vertical repairs.
- Form and pump areas for repair.
- Concrete spall at east corner (Washington) remove spalled concrete, square cut area to be patched. Patch area using BASF MasterEmaco N 425.

Our price for the above-mentioned work will be: \$13,820.00

Note: Garco to provide weather protection and Heating.

Thank you for your time and attention to our proposal. If you have any questions, please call.

Sincerely,

A handwritten signature in blue ink, appearing to read "DF", is placed over a light blue rectangular background.

Doug Flewelling.

PIONEER WATERPROOFING CO. INC.

8525 N Freya St./ Spokane, Washington 99217/ 509.535.4174

Tuckpointing * Caulking * Concrete Repair * Elastomeric Coatings



February 1, 2019

*** BID *** BID *** BID *** BID *** BID *** BID *** BID *** BID *** BID ***

To: Garco
Scott

Re: River Front Park

From: Roy Masterson

Black Chain Link Fence and Gate

92LF x 42" on walls @ N.E. Entry with 2" mesh	\$8220.⁰⁰
Add for 1" Mesh	\$ 455.⁰⁰
46LF x 48" (Post set in concrete) with 2" mesh	\$3600.⁰⁰
Add for 1" Mesh	\$ 260.⁰⁰
1- 6' x 11' Single Swing Gate with 2" mesh	\$1865.⁰⁰
Add for 1" Mesh	\$ 463.⁰⁰
(VIF Opening)	

Note Above price for 42" fence includes \$1400.⁰⁰ for Coring Retaining Wall.

EXCLUSIONS:

Excavation of Solid Rock
Bond, Permit, Clearing,
Removal and Disposal of existing fence
Staking & Painting/Marking for Utility
Locate
Grading, Grounding
Stamped Engineered Fence Drawings

Temporary Fencing
Mowstrip,
Sales Tax
Off Site Disposal of Posthole Soil
Locating Private Utilities
Pollution Liability Insurance
Barrier Gates

Price is good for 30 days.

Do not hesitate to contact me if you have any questions.

Robert Decker

Subject: FW: Quote: NE entry handrails
Attachments: Garco River Front Park Black Chain Link.pdf

From: Scott Battaglia
Sent: Thursday, February 7, 2019 10:19 AM
To: Robert Decker <robertd@garco.com>
Subject: FW: Quote: NE entry handrails

Scott Battaglia
Garco Construction
scottb@garco.com
509-370-8767

From: sunny burlingame <burlingamesteel@hotmail.com>
Sent: Tuesday, January 22, 2019 8:02 AM
To: Scott Battaglia <scottb@garco.com>
Subject: Quote: NE entry handrails

Scott,
Ref: Det 1/LD1.08, LM1.10, LM1.14

The pricing below includes the following steel items FOB our shop:
---Several hundred feet of single line ramp handrails with posts at 4' oc
---All rails and posts bid as HSS 1 1/2" x 1 1/2" x 3/16" square tubing
---Skateboard deterrent plate would be seal welded
---At curved ramps tubing would be rolled to a circular radius only (not spirally rolled)
---One coat gray oxide primer over SP2 / SP3 surface
---Includes field measuring and shop drawings

We do not include:
---Any guardrails
---Any railings per details other than 1/LD1.08
---Galvanizing or powder coating

Price for handrails sloped and/or curved per 1/LD1.08 = \$ 39 / ft

Thank you,
Bob



E. 3327 OLIVE
SPOKANE, WA 99202
PHONE: (509) 535-8500
FAX: (509) 535-4665

Proposal

PROPOSAL SUBMITTED TO Garco Construction	DATE 1/2/19
STREET 4114 E Broadway	JOB NAME MOD-43 NE Entry Poles
CITY, STATE, AND ZIP CODE Spokane WA 99202	JOB LOCATION 507 N Howard St Spokane, WA 99201
ATTN: Rob Decker	PHONE: 509-535-4688

Rob,
Thank you for the opportunity to provide pricing for the above mentioned project. Our proposal is detailed as follows.

Inclusions

- Includes electrical installation for Qty (3) Z01 pole lights located at the NE Entry. Exact location TBD by others.
- Includes Conduit and wire home runs for added lighting.
- PCE may need assistance from Garco to get equipment in place to set the light poles if access is limited.
- Includes WiScape modules for each fixture as well as additional modules to act as repeaters in order for the Z01 fixtures to receive an adequate signal from another device.
- Pricing is good until 1/20/19.

General Exclusions

- Tax.
- Excavation.
- Removal or patching of Concrete or Asphalt.
- Overtime.
- Engineering Fee's and design

Total Price \$45,301.00

Thank you for the opportunity.

Steve Gilbertz
509-481-0465
PM/Estimator

Proposal Acceptance:		
Authorized Customer Signature	Printed Name	Date

DESCRIPTION OF WORK;



BLANKENSHIP & ASSOCIATES, INC
 2219 N DICKEY RD
 Spokane Valley WA 99212
 Phone: (509) 535-6006
 Fax: (509) 535-6514
From: Tim Thomas

Page 1/1

Date: Dec 20, 2018**Project RIVERFRONT PARK PAVILLION POLES -
ADD****Location****Quote SPOKANE18-29124-2****To:**

WESCO
 E.2025 TRENT AVE
 SPOKANE WA 99202
 Phone: (509) 456-7501
 Fax: (509) 456-7528

For**Bid Date** Dec 14, 2018**Expires** Jan 13, 2019

QTY	Type	MFG	Part
3	Z01	VALMONT IND	1500040404S4-DBL-ULWHT3/8 -DT15AC-40R-LX416948-ANCHOR BOLTS
3	Z01	VALMONT IND	FREIGHT
3	Z01	BK LIGHTING	CUS-1769-XX (4) DE-LED-X65-FL-BLP-9-A -0/10V-30W-0700-MT-ON POLE CAP W/BACKET
5	IM	HCS	WIR-RMI-IO
2	COMM	ELS	LIGHTING CONTROLS DRAWINGS

Total: \$27,245.00**Terms and conditions of sale:**

Lamps and Accessories NOT INCLUDED unless otherwise specified.

If there are devices included in this quote, please specify the color BEFORE placing order.

Quote firm for 30 days from date of bid.

ONLY THE MANUFACTURERS TERMS AND CONDITIONS APPLY TO ANY PURCHASE ORDERS THAT MAY ARISE FROM THIS QUOTE.

A MINIMUM OF 2 WEEKS' NOTICE IS RECOMMENDED FOR LIGHTING CONTROL SYSTEM STARTUP AND COMMISSIONING

IF THIS QUOTE CONTAINS CONCRETE BOLLARDS, THEY WILL BE PLUS FREIGHT

JOB #1956: ID RFP Pavillion
 JOB NAME RIVERFRONT PARK-PAVILION
 EST. #09: ID RFP Pavilion
 ESTIMATE Added Light poles at north side
 PRINTED 1/2/2019 9:56:46 AM
 DATA SET #1: Comm Indust UPC_EST_NECA ...

1/2/19
 Power City Electric, Inc
 3327 E. Olive Ave.
 Spokane, WA 99202
 509.535.8500
 FAX: 509.535.8598
 sgilbertz@powercityelectric.com

NOTES

Item				Material	Labor
Size	Item Desc	Qty	UOM	Mat Ext	Lbr Ext
	light pole base	3.00		1,350.00	7.5000
1"	GRC	60.00	FEET	2,040.00	4.2000
1"	MALL LB W/CVR & GASK	2.00	EACH	40.56	1.6000
	Z01	3.00		60.00	9.0000
	8X6X4 NENA 3R J-BOX	2.00	EACH	29.27	2.2000
1"	GRC 90 ELBOW	6.00	EACH	47.52	3.0000
1G VERT	WP GFI PLATE	3.00	EACH	19.92	0.6000
	Wii Scape relays install and start up	5.00		25.00	5.0000
1"	ALUM MYERS HUBS	4.00	EACH	17.02	4.8000
1"	GRC COUPLING	2.00	EACH	5.42	0.0000
4X3	BASE SPACER	106.00	EACH	194.61	10.6000
1"	UNISTRUT STRAP	6.00	EACH	4.39	0.1800
1"	PVC SCH 40 UGRD	530.00	FEET	217.30	21.2000
8	THHN STR CU	2,105.00	FEET	820.95	23.1550
1"	PVC ADPT/FEMALE	6.00	EACH	1.80	1.0800
10	THHN STR CU	180.00	FEET	30.87	1.6200
1"	PVC FIELD BENDS	3.00	EACH	0.00	2.2500
1"	GRC FIELD BENDS	2.00	EACH	0.00	1.0000
1"	CUT/THREAD-LABOR	10.00	EACH	0.00	2.4000
SMALL	WIRE TERM-LABOR ONLY	24.00	EACH	0.00	2.8800
Grand Totals				4,904.64	104.2650



Hill International

2/8/19

Pavilion – Add Back NE Entry

Based on the subcontractor quotes and pricing and with the understanding that Garco will be Value Engineering to meet this pricing - we believe this represents a fair and reasonable cost for this work.

Lorraine Mead



RIVERFRONT PARK MODERIZATION

Request for Proposal (RFP)

Project Name:	PROMENADES	RFP No:	22
Project No.	SC6B0322000	Date:	11/26/18
Owner:	Spokane Parks & Recreation		
Contractor:	Garco Construction	Architect/Eng:	Berger/Jacobs

Please furnish your proposal for performing the changes outlined below and/or detailed on the attachments referred to below. The quotation should include an itemized breakdown of contractor and subcontractor costs, including labor, materials, rentals, approved services, and equipment. It should also include any schedule impact if applicable.

Description: Provide the pricing to install electrical rough-in for 3 lights for the Butterfly outside of the footing for the Butterfly in its new location. Coordinate exact location with Kevin Sharrai from Parks.

**MOD-44 Rough In For Relocated
Butterfly Lighting RFP #22**

1/28/2019



Phase	Description	Quan.	Unit	UNIT PRICES				TOTALS				
				Labor	Material	Equip.	Garco Sub.	Labor	Material	Equip.	Garco Sub.	TOTAL
16001-00	Power City Electric - Furnish and install revised rough-In Butterfly Lighting PCE	1.0	LS				\$817	-	-	-	817	\$ 817.00
	Garco - Excavate Approx. 80' lin. Ft. 24" in depth	8.0	HR	52				419	-	-	-	\$ 419.20
	Garco - Backfill	8.0	MH	52				419	-	-	-	\$ 419.20
	Garco - Mini Excavator	8.0	HR			180			-	180	-	\$ 180.00
	Garco - Place Bedding Sand	1.0	LS		10 Tons			-	120	-	-	\$ 120.00
SUB-TOTALS								-	120	-	817	\$ 937.00
ADD-ONS:								15.00% (of Labor, Material & Equip.)				\$ 122.55
								4.00% (of Subcontract)				\$ 33.00
								SUB-TOTAL				\$3,047.95
Insurance								1.00% (of Subtotal)				\$ 30.48
Bond Premium								0.75% (of Subtotal)				\$ 22.86
								SUB-TOTAL				\$3,101.29
B & O Tax								0.47% (of Subtotal)				\$ 14.33
TOTAL - CHANGE ORDER REQUEST											\$ 3,116	

SPECIFIC EXCLUSIONS:

1. WSST



E. 3327 OLIVE
SPOKANE, WA 99202
PHONE: (509) 535-8500
FAX: (509) 535-4665

Proposal

PROPOSAL SUBMITTED TO Garco Construction	DATE 1/8/19
STREET 4114 E Broadway	JOB NAME MOD-44 Rough in for relocated butter fly
CITY, STATE, AND ZIP CODE Spokane WA 99202	JOB LOCATION 507 N Howard St Spokane, WA 99201
ATTN: Rob Decker	PHONE: 509-535-4688

Rob,
Thank you for the opportunity to provide pricing for the above mentioned project. Our proposal is detailed as follows.

Inclusions

- Up to 80' of 1" raceway only for relocated butterfly.

General Exclusions

- Tax.
- Excavation.
- Removal or patching of Concrete or Asphalt.
- Overtime.
- Engineering Fee's and design
- Light fixtures and conductors
- Hand holes

Total Price \$817.00

Thank you for the opportunity.

Steve Gilbertz
509-481-0465
PM/Estimator

Proposal Acceptance:		
Authorized Customer Signature	Printed Name	Date

DESCRIPTION OF WORK;

JOB #2014: ID RFP Pavillion1

JOB NAME RIVERFRONT PARK-PAVILION

EST. #20: ID RFP Pavilion

ESTIMATE Butterfly rough in

PRINTED 1/8/2019 9:34:42 AM

DATA SET #1: Comm Indust UPC_EST_NECA ...

1/8/19 Butterfly re feed

Power City Electric, Inc

3327 E. Olive Ave.

Spokane, WA 99202

509.535.8500

FAX: 509.535.8598

sgilbertz@powercityelectric.com

NOTES

Item				Material	Labor
Size	Item Desc	Qty	UOM	Mat Ext	Lbr Ext
1"	GRC 90 ELBOW	2.00	EACH	15.84	1.0000
	PVC glue	1.00		5.00	0.0000
4X3	BASE SPACER	16.00	EACH	29.37	1.6000
1"	PVC SCH 40 UGRD	80.00	FEET	31.01	3.2000
1"	PVC ADPT/FEMALE	4.00	EACH	1.20	0.7200
	3" WARNING TAPE MAG.	80.00	FEET	4.00	0.0000
	TRUE TAPE	83.00	FEET	1.78	0.0830
	Todds review/layout	1.00		0.00	2.0000
Grand Totals				88.21	8.6030

Remit To:

STAR RENTALS INC
PO BOX 3875
SEATTLE WA 98124-3875
www.starrentals.com

Invoice

Continued	Invoice#
Thu 12/27/2018	348092B-13

Bill to:

Customer #: 133743

GARCO CONSTRUCTION
GARCO CONSTRUCTION
P O BOX 2946
SPOKANE WA 99220 2946

Job Descr: Riverfront Park / W. Mallon

PO #: 1721

Job No: 1721

Date Out Thu 11/29/2018

Terms	Aging Date
Net 10th	Thu 12/27/2018

Ordered By: robbie

Used at Address

Robbie 208-682-0865
Riverfront Park
N. Howard & Mallon
SPOKANE, WA 99201

Qty	Key	Items Rented	Ser#	Disc%	Billed To	Price
1	230-0190#R1018 Meter Out: 175.3 1day \$180.00 1week \$735.00 4weeks \$1,950.00	EXCAVATOR, SUPER MINI TAKEU	216101387		Thu 12/27/2018 12:30PM	\$1,950.00
1	230-0310#R1026	BUCKETS, EXCAV, TAKEUCHI BQ	222994-34	100%	Thu 12/27/2018 12:30PM	\$0.00



JOB # _____
PHASE # _____
CAT. # _____
OK'D BY _____
COMMENTS _____

Current Net 10th

Please pay from this invoice.

Rental and Sales:					SPOKANE CITY:
\$1,950.00					\$171.60
Total Amount:	\$2,121.60		Total Paid	\$0.00	Total Due \$2,121.60

509-924-8080 Phone

www.starrentals.com

509-924-1652 Fax

Open Monday through Friday 7:00 am to 5:00 PM, Closed Saturday + Sunday

Printed On Fri 12/28/2018 8:33:30AM

Software by Point-of-Rental Software www.point-of-rental.com

Modification #3
Contract-Params.SQL.rpt (10)

Mead, Lorraine

From: Jack Schneider <JSchneider@nacarchitecture.com>
Sent: Tuesday, February 5, 2019 10:48 AM
To: Mead, Lorraine
Subject: RE: PROM | RFP #22 Pricing

Hello Lorraine,

The electrical cost is appropriate.

Thanks

jack

Jack Schneider PE, LC, LEED AP
NAC Engineering

From: Mead, Lorraine <LorraineMead@hillintl.com>
Sent: Tuesday, January 29, 2019 7:17 AM
To: bellison@spokanecity.org
Cc: jlbrown@spokanecity.org; Walker, Matthew <MatthewWalker@hillintl.com>; Jack Schneider <JSchneider@nacarchitecture.com>
Subject: FW: PROM | RFP #22 Pricing

Team,

Here is the revised pricing for the rough-in for the Butterfly. I would like to take this to ET on Monday.

Jack,

Can you review the electrical pricing.

Thanks,
Lorraine

From: Robert Decker <robertd@garco.com>
Sent: Monday, January 28, 2019 8:28 PM
To: Mead, Lorraine <LorraineMead@hillintl.com>
Cc: Scott Battaglia <scottb@garco.com>
Subject: RE: PROM | RFP #22 Pricing

Lorraine,

Revised RFP #22 pricing attached. Mini-ex was mistakenly input for 1 month instead of one day.

ROB DECKER
GARCO CONSTRUCTION | Project Manager
4114 East Broadway, Spokane WA 99202
o: (509) 535-4688 | d: (509) 232-1269
c: (509) 710-8114 | robertd@garco.com



RIVERFRONT PARK MODERIZATION

Request for Proposal (RFP)

Project Name:	PROMENADES	RFP No:	23
Project No.	SC6B0322000	Date:	11/29/18
Owner:	Spokane Parks & Recreation		
Contractor:	Garco Construction	Architect/Eng:	Berger/Jacobs

Please furnish your proposal for performing the changes outlined below and/or detailed on the attachments referred to below. The quotation should include an itemized breakdown of contractor and subcontractor costs, including labor, materials, rentals, approved services, and equipment. It should also include any schedule impact if applicable.

Description: Provide the Pricing to Design and Install new lighting for the Howard Street Mid Channel "Blue Bridge" to replace the old existing lighting that was only partially working.

PROM RFP #23
Blue Bridge Lighting

1/28/2019



Phase	Description	Quan.	Unit	UNIT PRICES				TOTALS				
				Labor	Material	Equip.	Garco Sub.	Labor	Material	Equip.	Garco Sub.	TOTAL
01001-00	NACE - Furnish electrical design & CA for Blue Bridge Lighting solution.	1.0	LS				1,250.00	-	-	-	1,250	1,250
16001-00	PCE - Furnish and install lights on existing blue bridge per PCE's proposal.	1.0	LS				6,959.00	-	-	-	6,959	6,959
SUB-TOTALS								-	-	-	8,209	8,209
ADD-ONS:								OH&P: on Garco (as subcontractor) self-performed work.				
								15.00% (of Labor, Material & Equip.)				-
								OH&P: on Garco (as subcontractor) subcontracted work				
								4.00% (of Subcontract)				328
SUB-TOTAL											8,537	
Insurance								1.00% (of Subtotal)				85
Bond Premium								0.75% (of Subtotal)				64
SUB-TOTAL											8,687	
B & O Tax								0.47% (of Subtotal)				40
TOTAL - CHANGE ORDER REQUEST											\$ 8,727	

SPECIFIC EXCLUSIONS:

1. WSST
2. Demo of existing fixtures and conduit



E. 3327 OLIVE
SPOKANE, WA 99202
PHONE: (509) 535-8500
FAX: (509) 535-4665

Proposal

PROPOSAL SUBMITTED TO Garco Construction	DATE 1/11/19
STREET 4114 E Broadway	JOB NAME MOD-47-Blue Bride Light modifications. RFP-23
CITY, STATE, AND ZIP CODE Spokane WA 99202	JOB LOCATION 507 N Howard St Spokane, WA 99201
ATTN: Rob Decker	PHONE: 509-535-4688

Rob,

Thank you for the opportunity to provide pricing for the above mentioned project. Our proposal is detailed as follows. This proposal has been developed based on conversations and input from Lorraine and NAC-E.

Inclusions

- Includes Qty (4) LED wall packs mounted on the west side of the bridge only.
- Includes new fittings and EMT raceway as required by NEC.
- Includes a Astro timer in lieu of a Wiscap module as a cost saving measure as requested. I believe this deviates from park standards.
- Includes lift.

General Exclusions

- Tax.
- Excavation.
- Removal or patching of Concrete or Asphalt.
- Overtime.
- Excludes demo of fixtures on the east side and associated conduit/fittings.
- Underground conduit relocation.

Total Price \$6,959.00

Thank you for the opportunity.

Steve Gilbertz
509-481-0465
PM/Estimator

Proposal Acceptance:		
Authorized Customer Signature	Printed Name	Date

LITEPAK SERIES LNC3

Cat.#

Job

Type



HUBBELL
Outdoor Lighting

Approvals

SPECIFICATIONS

Intended Use:

The midsize LNC3 is designed for perimeter illumination for safety, security and identity. No uplight and lower glare lens option offer neighbor friendly lighting at typical mounting heights of 8-20'. Units have protective polyester finish for long lasting appearance. Ideal for schools, factories, hospitals, warehouses and retail applications. Energy efficient LEDs provide 70%+ energy savings with little to no maintenance when compared to traditional light sources.

Construction:

Die-cast aluminum housing protects components and provides an architectural appearance. Casting thermally conducts LED heat to optimize performance and long life. Powder paint finish provides durability in outdoor environments. Four 1/2" conduit entries (top, bottom, and sides) provided for surface conduit.

Electrical:

- 120-277, 347 and 480 voltage, 50/60Hz, 0-10V dimming drivers
- Electronic driver
- 10kA surge protection

LED(s) CCT:

- Ambient operating temperature -40°C to 40°C
- 3000K, 4000K and 5000K CCT nominal with 70 CRI
- Available in 2 or 24 LED configuration, see page 2 for electrical and photometric data

Lenses:

- Zero uplight distributions using individual acrylic LED optics provide IES type II, III and IV distributions
- CS - Frosted acrylic diffuser option for reduced glare
- CSU - Frosted acrylic diffuser for inverted "up" mounting applications (lens required)

Lumen Maintenance:

L89 at 60,000 hrs (Projected per IESNA TM-21-11), see table on page 2 for all values

Installation:

Quick-mount adapter with gasket seal provides easy installation to wall or to recessed junction box (4" square junction box). Fixture attaches by two Allen-head hidden fasteners for tamper resistance. Designed for direct j-box mount or conduit feed on all four sides in single SKU.

Options/Controls:

- Button photocontrol for dusk to dawn energy savings
- 7-pin photo-receptacle available for twist lock photocell and controls by others
- Occupancy sensor options available for complete on/off and dimming control
- SiteSync pre-commissioned wireless controls (with or without sensor)
- In addition, LITEPAK can be specified with SiteSync™ wireless control system for reduction in energy and maintenance cost while optimizing light quality 24/7. See ordering information or visit www.hubbelllighting.com/sitesync for more details.

Listings:

- DesignLights Consortium® (DLC) qualified. Please refer to the DLC website for specific product qualifications at www.designlights.org
- Listed to UL1598 and CSAC22.2#250.0-24 for wet locations
- IP65 Assembly • IDA Approved (3000K configurations)

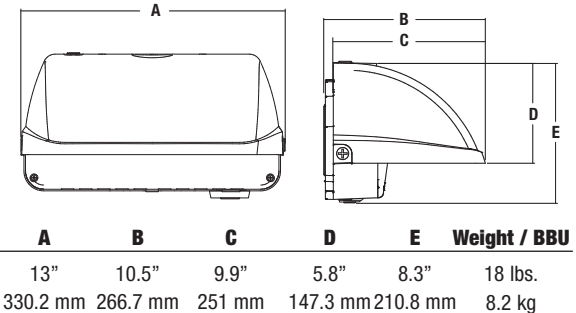
Warranty:

Five year limited warranty (for more information visit: <http://www.hubbelloutdoor.com/resources/warranty/>)

PRODUCT IMAGE(S)



DIMENSIONS



CERTIFICATIONS/LISTINGS



*3000K and warmer CCTs only

SHIPPING INFORMATION

Catalog Number	G.W(kg)/CTN	Carton Dimensions			Carton Qty. per Master Pack
		Length Inch (cm)	Width Inch (cm)	Height Inch (cm)	
LNC3-24L	18.0 (8.2)	15.8 (40)	11.0 (28)	13 (33)	1

ORDERING INFORMATION – ORDERING EXAMPLE: LNC3-24L-3K-105-2-1-DB-7PR-SCP

FAMILY	NUMBER OF LEDS	CCT	DRIVE CURRENT	IES DISTRIBUTION	VOLTAGE	FINISH	CONTROL OPTIONS	OPTIONS
LNC3 Medium Litepak Wallpack	24L 24LEDs	3K 3000K 4K 4000K 5K 5000K	035 350mA 050 500mA 075 750mA 105 1050mA	2 Type II 3 Type III 4 Type IV	U 120v-277v 1 120v ¹ 2 208v ¹ 3 240v ¹ 4 277v ¹ 5 480v ¹ F 347v ¹	DB Bronze BL Black WH White GR Gray PS Platinum CC Custom Color	PCU Universal Button PC 7PR 7pin PCR SCP ^{3,4} Program-mable occupancy sensor SWP ^{7,10} SiteSync pre-commissioned SWPM ^{4,7,8,10} SiteSync pre-commissioned w/ occupancy sensor	F Fusing (must specify voltage per footnote) CS Frosted acrylic diffuser CSU ² Inverted/Up mounting frosted acrylic diffuser (required for up/inverted fixture installations, factory install only see page 3) E ^{1,5} Integral battery backup rated for 0° EH ^{1,5} Integral battery backup with heater rated for -30°C 2DR ⁹ Dual Drivers

¹ Must specify voltage (120 or 277V only for E/EH options)

² Factory Install Only. Not available with SCP or SWPM sensor/control options

³ Must order minimum of one remote control to program dimming settings, 0-10V fully adjustable dimming with automatic daylight calibration and different time delay settings, 120-277V only.

⁴ PCU option not applicable, included in sensor (8F = up to 8ft, 20F = up to 20ft)

⁵ 350mA, 500mA & 750mA versions only. Not available with F, SWP or SWPM options.

⁶ Accepts standard 3, 5, and 7-Pin ANSI controls (by others). Not available with PCU, SWP or SWPM control options

⁷ Must specify group and zone information at time or order. See www.hubbelllighting.com/products/sitesync for future details

⁸ Specify time delay: dimming level and mounting height

⁹ 750mA and 1050mA versions only, not available with 347/480V

¹⁰ 1050mA only, not available with 347V or 480V

STOCK ORDERING INFORMATION – 2L COB MODELS

CATALOG NUMBER	DESCRIPTION	DISTRIBUTION	WATTAGE	LUMENS	LPW	VOLTAGE	# OF DRIVERS @ DRIVE CURRENT	WEIGHTS LBS. (KGS)
LNC3-2L4K-075	2 LED - 60W Configuration, 4000K, Dark Bronze	Type IV	62.0	5,857	94.8	120-277	1 @ 750mA	16(7.3)
LNC3-2L4K-105	2 LED - 90W Configuration, 4000K, Dark Bronze		87.4	7,721	86.1		1 @ 1050mA	
LNC3-2L5K-105	2 LED - 90W Configuration, 5000K, Dark Bronze		87.4	7,288	82.0		1 @ 1050mA	
LNC3-2L4K-105-7PR	2 LED - 90W Configuration, 4000K, Dark Bronze, 7-Pin		87.4	7,721	86.1		1 @ 1050mA	
LNC3-2L4K-105-SCP	2 LED - 90W Configuration, 4000K, Dark Bronze, SCP		87.4	7,721	86.1		1 @ 1050mA	



HUBBELL
Outdoor Lighting

Hubbell Outdoor Lighting • 701 Millennium Boulevard • Greenville, SC 29607 • Phone: 864-678-1000

Due to our continued efforts to improve our products, product specifications are subject to change without notice.

© 2017 HUBBELL OUTDOOR LIGHTING, All Rights Reserved • For more information visit our website: www.hubbelloutdoor.com • Printed in USA LNC3-SPEC AUGUST 7, 2018 8:29 AM

Mead, Lorraine

From: Jack Schneider <JSchneider@nacarchitecture.com>
Sent: Thursday, January 24, 2019 11:29 AM
To: Mead, Lorraine; Nathon O'Neel
Cc: Walker, Matthew; Keith Comes
Subject: RE: PRMO | RFP #19 Blue Bridge Lighting Pricing

Hello Lorraine,

The electrical pricing appears acceptable to me.

Thanks
Jack

Jack Schneider PE, LC, LEED AP
NAC Engineering

From: Mead, Lorraine <LorraineMead@hillintl.com>
Sent: Monday, January 21, 2019 7:56 AM
To: Jack Schneider <JSchneider@nacarchitecture.com>; Nathon O'Neel <NONeel@nacarchitecture.com>
Cc: Walker, Matthew <MatthewWalker@hillintl.com>
Subject: FW: PRMO | RFP #19 Blue Bridge Lighting Pricing

Team,

Can you please review the electrical pricing for this item.

Thanks,
Lorraine

From: Mead, Lorraine
Sent: Tuesday, January 15, 2019 10:03 AM
To: bellison@spokanecity.org; jlbrown@spokanecity.org; Walker, Matthew <MatthewWalker@hillintl.com>
Subject: FW: PRMO | RFP #19 Blue Bridge Lighting Pricing

Team,

Please see the proposal for the Blue Bridge Lighting.

Thanks,
Lorraine

From: Robert Decker <robertd@garco.com>
Sent: Tuesday, January 15, 2019 9:46 AM
To: Mead, Lorraine <LorraineMead@hillintl.com>
Cc: Scott Battaglia <scottb@garco.com>
Subject: PRMO | RFP #19 Blue Bridge Lighting Pricing



Garco Construction, Inc.

July 20 2018-Complete

Time/Material

North Promenade Unforeseen Conditions

Phase	Description	Quan. Unit	UNIT PRICES				TOTALS				
			Labor	Material	Equip.	Garco Sub.	Labor	Material	Equip.	Garco Sub.	TOTAL
01021-00	Fuel/Oil/Etc.	1.0 MO	-	-	4,292		-	-	4,292	-	4,292
02001-00	Fuel/Oil/Etc. - credit for base bid - 40%	1.0 MO	-	-	(1,717)		-	-	(1,717)	-	(1,717)
02001-00	Misc. Equipment	1.0 MO	-	-	31,722		-	-	31,722	-	31,722
02001-00	Misc. Equipment - Credit for base bid - 40%	1.0 MO	-	-	(12,689)		-	-	(12,689)	-	(12,689)
02001-00	Action Materials (Import Material Needed) See attached invoices	1.0 LS	-	14,345			-	14,345	-	-	14,345
02001-00	Action Materials- Credit for Base Bid - 40%	1.0 LS	-	(5,738)			-	(5,738)	-	-	(5,738)
02001-00	Misc. Hauling - RJ Morse	1.0 LS	-	5,555			-	5,555	-	-	5,555
02001-00	Misc. Hauling - RJ Morse - Credit of Base Bid - 40%	1.0 LS	-	(2,222)			-	(2,222)	-	-	(2,222)
02001-00	Unforeseen Conditions- Labor (Straight Time)	10.5 MH	54.48	-			572	-	-	-	572
02017-00	Sick Leave Allocation	10.5 MH	0.875	-			9	-	-	-	9
			-	-	-		-	-	-	-	-
SUB-TOTALS							581	11,940	21,608	-	34,130
ADD-ONS:							15.00% (of Labor, Material & Equip.)				5,119
							OH&P: on Garco (as subcontractor) self-performed work.				-
							OH&P: on Garco (as subcontractor) subcontracted work				-
							SUB-TOTAL				39,249
							Insurance				392
							Bond Premium				294
							SUB-TOTAL				39,936
							B & O Tax				188
							TOTAL - POTENTIAL CHANGE ORDER				\$ 40,124

SPECIFIC EXCLUSIONS:

WSST, Mid Howard Street or Pavilion
Unforeseen conditions

Mead, Lorraine

From: Clancy Welsh <clancy@garco.com>
Sent: Friday, January 25, 2019 4:48 PM
To: Mead, Lorraine
Cc: Robert Decker
Subject: North Promenade Unforeseen Conditions
Attachments: 3394_001.pdf

The reasoning behind the costs associated with Unforeseen conditions are as follows:

Misc. Equipment - The cost of Equipment is based on the extended time required to complete the total scope of work. Direct Costs have been charged on previous Waterline installation, Rock Excavation and Unforeseen conditions. The overall cost of equipment for the completion of the work associated with North bank utilities was significantly longer than originally scheduled. It is difficult to fully quantify this impact therefore Garco recognized 40% of the equipment cost as a required amount of the base bid utility work.

Misc. Materials Cost – Based on the amount of asphalt and concrete material(unforeseen) removed from the site, new material was required to be imported and placed. Garco assumed 40% of these costs were base bid requirements and 60% of the work was attributed to unforeseen conditions.

Man Hours were minimal due to the fact that Garco assumed a majority of the labor to be part of the base bid utility work. These were reviewed and approved on a regular basis.

Please let me know if you need additional clarification.

Garco Construction has not requested additional time or extended general conditions for the additional work required on the North Bank.

Approval of this change order request will close all known impacts to installation of utilities on the North Bank Promenade.

Regards,

CLANCY WELSH
GARCO CONSTRUCTION | President
4114 East Broadway, Spokane WA 99202
o: (509) 535-4688 | d: (509) 755-7218
c: (509) 475-1204 | clancy@garco.com

From: scans@garco.com <scans@garco.com>
Sent: Friday, January 25, 2019 12:34 PM
To: Clancy Welsh <clancy@garco.com>
Subject: Attached Image

Garco Construction Time Card

Job Name: **Promenade Earthwork**
 Job #: **17-21**
 Superintendent: **JEREMY SWEATT**

Start Shift: **6am**
 End Shift: **430pm**

Date: **7/30/2018**

	Erosion Control		Unforeseen Cond		Brownfield		Base Bid Water		Survey/Layout		Mid-Howard St. Site Demo		Rock Excavation		Base Bid Utilities		Temp Irrigation		Totals	Totals
	Reg	OT	Reg	OT	Reg	OT	Reg	OT	Reg	OT	Reg	OT	Reg	OT	Reg	OT	Reg	OT	Reg	OT
Lance Claflin																			0	0
Jarrold Davis																			0	0
Robert Jones	2.5		2.5								5								10	0
Travis Kindig													3		7				10	0
Robert Mcleod																			0	0
Matt Muckenthaler																			0	0
Lance Rodenbough															10				10	0
Todd Trautman																			0	0
Harry Williamson																			0	0
Jeremy Sweat																			0	0
Gary Vierra																			0	0
Peter Birchall																				
Jason Merz																			0	0
Danny Twilegar			8								2								10	0
Totals	2.5	0	10.5	0	0	0	0	0	0	0	7	0	3	0	17	0	0	0	40	0

	Cost Code	Crew Size	Hours Wrkd	Total Hours	Unit	Total Units	Actual Prod.	Unit	Est. Prod.	Unit	Delta		Comments on Productivity	
Erosion Control	2041	1.0		2.5	EA		-	EA/MH		SF/MH	-			
Unforeseen Cond.	2001	2.0		10.5	EA		-	SF/MH		CY/MH	-			
Brownfield	2001			-	SF		#DIV/0!	CY/MH		SF/MH	#DIV/0!			
Base Bid Water	2001			-	LF		#DIV/0!	LF/MH		LF/MH	#DIV/0!			
Survey/Layout	2001			-	SF		#DIV/0!	CY/MH		SF/MH	#DIV/0!			
Mid-Howard St. Site De	2001	1.0		7.0	SF		-	CY/MH		SF/MH	-			
Rock Excavation	2001	1.0		3.0	SF		-	CY/MH		SF/MH	-			
Base Bid Utilities	1011	2.0		17.0	SF		-	CY/MH		SF/MH	-			
Temp Irrigation	2041			-	SF		#DIV/0!	LF/MH		SF/MH	#DIV/0!			

Description of Work: HSP North Promenade-
 Base Bid- One operator on JD225 pulling grade and shaping swales for 7 hours.
 One grade cheker for 10 hours.
 Second operator on mini ex helped PCE with North Bank Electrical for 2 hours.
 Unforeseen Conditions- One operator on JD225 with hammer for 3 hours.

GARCO CONSTRUCTION INC
Job Cost History Report From 07/01/18 To 08/31/18
Including P.O. Receipts and Payroll in Progress

UnPosted?

Unit of Measure

Date	Tran Type	Reference	Description	Additional Information	Hours	Quantity	Amount
Job: 172100 US PAVILION/PROMENADE							
Phase: 02001-00 N. PROMENADE EARTHWORK Cost Type: E Equipment							
07/30/18	AP	STAREN	STAR RENTALS	Invoice 303683B-13 dated 7/12/18			2,067.20
07/30/18	AP	UNIREN	UNITED RENTALS, INC.	Invoice 157133817-002 dated 7/ 1/18			1,251.20
08/30/18	AP	ACMCPA	ACME CONCRETE PAVING INC	Invoice 2018-124 dated 8/ 1/18			6,179.84
07/17/18	EQ	DTH005	Trackhoe Excavator, Hitachi	Rate: 0.00			1,440.00
07/31/18	EQ	DDR003	Drum Roller, 66 smooth "	Rate: 0.00			3,217.50
07/31/18	EQ	DTH001	Trackhoe Excavator 225LC	Rate: 0.00			5,280.00
07/31/18	EQ	DTH004	Trackhoe Excavator PC400LC-7	Rate: 0.00			6,049.73
07/31/18	EQ	DTR001	PETERBUILT TRACTOR	Rate: 0.00			675.00
07/31/18	EQ	DWT002	Water Truck 740	Rate: 0.00			2,420.55
07/31/18	EQ	GPG063	Gas Generator 6500 watt	Rate: 0.00			354.38
07/31/18	EQ	GUUV001	Utility Vehicle, 4X2	Rate: 0.00			274.73
07/31/18	EQ	GWTRL003	500 GAL POLY TANK W/ ENGINE	Rate: 0.00			630.00
08/31/18	EQ	DPG008	Generator, Diesel	Rate: 0.00			388.13
08/31/18	EQ	GAC021	Gas Air Compressor	Rate: 0.00			362.25
07/31/18	JC	July EQ UT	Record use tax on EQ rents Jul				1,100.00
08/31/18	JC	EQ Use Tax	Use Tax on Aug. EQ rentals				31.88
Subtotal for Phase: 02001-00 N. PROMENADE EARTHWORK Cost Type: E Equipment					0.00	0.00	31,722.39
Phase: 02001-00 N. PROMENADE EARTHWORK Cost Type: M Material							
07/30/18	AP	ACTMAT	ACTION MATERIALS INC.	Invoice 46066 dated 7/ 2/18		450.00 CY	4,529.80
07/30/18	AP	ACTMAT	ACTION MATERIALS INC.	Invoice 46090 dated 7/ 3/18		480.00 CY	4,851.10
07/30/18	AP	ACTMAT	ACTION MATERIALS INC.	Invoice 46356 dated 7/12/18		195.47 CY	1,954.70
07/30/18	AP	ACTMAT	ACTION MATERIALS INC.	Invoice 46468 dated 7/17/18		150.00 CY	750.20
07/30/18	AP	ACTMAT	ACTION MATERIALS INC.	Invoice 46522 dated 7/18/18		190.00 CY	956.85
07/30/18	AP	ACTMAT	ACTION MATERIALS INC.	Invoice 46558 dated 7/19/18		150.00 CY	769.50
07/30/18	AP	ACTMAT	ACTION MATERIALS INC.	Invoice 46646 dated 7/24/18		15.00 CY	72.15
07/30/18	AP	ACTMAT	ACTION MATERIALS INC.	Invoice 46741 dated 7/23/18		85.00 CY	461.10
07/30/18	AP	RJMORS	RJ MORSE	Invoice 180716 dated 7/16/18			880.00
07/30/18	AP	RJMORS	RJ MORSE	Invoice 180717 dated 7/17/18			990.00
07/30/18	AP	RJMORS	RJ MORSE	Invoice 180718 dated 7/18/18			990.00
07/30/18	AP	RJMORS	RJ MORSE	Invoice 180719 dated 7/19/18			990.00
07/30/18	AP	RJMORS	RJ MORSE	Invoice 180723 dated 7/23/18			605.00
07/30/18	AP	RJMORS	RJ MORSE	Invoice 180724 dated 7/24/18			165.00
07/30/18	AP	RJMORS	RJ MORSE	Invoice 180726 dated 7/26/18			935.00
Subtotal for Phase: 02001-00 N. PROMENADE EARTHWORK Cost Type: M Material					0.00	1,715.47	19,900.40
Phase: 02001-00 N. PROMENADE EARTHWORK Cost Type: O Other							

\$14,345

\$555

07/09/18	AP <u>ELJAYX</u>	ELJAY OIL CO. INC.	Invoice 0299234 dated 7/ 2/18		613.06
07/27/18	AP <u>ELJAYX</u>	ELJAY OIL CO. INC.	Invoice 0301612 dated 7/17/18		201.19
07/30/18	AP <u>ELJAYX</u>	ELJAY OIL CO. INC.	Invoice 0299231 dated 7/24/18		475.87
07/30/18	AP <u>ELJAYX</u>	ELJAY OIL CO. INC.	Invoice 0827433 dated 7/ 9/18		888.28
07/30/18	AP <u>ELJAYX</u>	ELJAY OIL CO. INC.	Invoice 0827692 dated 7/11/18		725.04
07/30/18	AP <u>ELJAYX</u>	ELJAY OIL CO. INC.	Invoice 0827862 dated 7/12/18		144.25
07/30/18	AP <u>ELJAYX</u>	ELJAY OIL CO. INC.	Invoice 0828026 dated 7/16/18		136.65
07/30/18	AP <u>ELJAYX</u>	ELJAY OIL CO. INC.	Invoice 0828224 dated 7/18/18		735.76
07/30/18	AP <u>ELJAYX</u>	ELJAY OIL CO. INC.	Invoice 0828535 dated 7/23/18		334.05
07/30/18	AP <u>ELJAYX</u>	ELJAY OIL CO. INC.	Invoice 0828767 dated 7/25/18		437.80
Subtotal for Phase: 02001-00 N. PROMENADE EARTHWORK Cost Type: O Other				0.00	1,843.97
					4,691.95

Remit To:

STAR RENTALS INC
PO BOX 3875
SEATTLE WA 98124-3875
www.starrentals.com

Invoice

Continued	Invoice#
Thu 7/12/2018	303683B-13

Bill to:

Customer #: 133743

GARCO CONSTRUCTION
GARCO CONSTRUCTION
P O BOX 2946
SPOKANE WA 99220 2946

Job Descr: Riverfront Park / N. Howard

PO #: 1721

Job No: 1721

Date Out Wed 6/13/2018

Terms	Aging Date
Net 10th	Thu 7/12/2018

Ordered By: Todd

Used at Address

Todd 509-675-4798
Riverfront Park
N. Howard and W. Mallon
SPOKANE, WA 99201

Qty	Key	Items Rented	Ser#	Disc%	Billed To	Price
1	060-0065#G9031	TRENCH ROLLER BOMAG BMP85	101720126512		Wed 7/11/2018 10:30AM	\$1,900.00
		Meter Out: 106.5				
		1day \$230.00 1week \$920.00 4weeks \$1,900.00				

RECEIVED VIA EMAIL

JUL 13 2018

GARCO CONSTRUCTION

JOB # _____
PHASE # _____
CAT. # _____
OK'D BY _____
COMMENTS _____

Current Net 10th

Please pay from this invoice.

Rental and Sales:					SPOKANE CITY:
\$1,900.00					\$167.20
Total Amount:	\$2,067.20		Total Paid	\$0.00	Total Due
					\$2,067.20

509-924-8080 Phone

www.starrentals.com

509-924-1652 Fax

Open Monday through Friday 7 00 am to 5:00 PM, Closed Saturday + Sunday

Printed On Fri 7/13/2018 6:47:35AM

Software by Rental Rental Software www.garco-rental.com

Modification #2

Contract Params SQL rpt (10)



TRENCH SAFETY
BRANCH B53
2617 N DARTMOUTH STREET
SPOKANE VALLEY WA 99206
509-534-7294
509-534-7587 FAX



4 WEEK BILLING INVOICE

157133817-002

Customer # : 3551218
Invoice Date : 06/23/18
Date Out : 05/10/18 09:00 AM
Billed Through : 07/05/18 00:00
UR Job Loc : DROP YARD OFF HOWAR
UR Job # : 195
Customer Job ID :
P.O. # : 1721
Ordered By : JEREMY SWEATT
Reserved By : LUCAS YAMANE
Salesperson : TROY CANOY

Job Site Address
GARCO / RIVERFRONT PARK
DROP YARD OFF HOWARD & MALLON
x:HOWARD@MALLON
SPOKANE WA 99201
Office: 509-535-4688 Cell: 509-496-8472

GARCO CONSTRUCTION
PO BOX 2946
SPOKANE WA 99220-2946

Invoice Amount: \$1,251.20

Terms: Due Upon Receipt
Payment options: Contact our credit office 704-916-4147
REMIT TO: UNITED RENTALS (NORTH AMERICA), INC.
FILE 51122
LOS ANGELES CA 90074-1122

RENTAL ITEMS:		Description	Minimum	Day	Week	4 Week	Amount
Qty	Equipment						
1	10425939	BEDDING BOX 9 YARD Make: SPEEDSHORE Model: BB-09-0-LD Serial: 155-036		140.00	450.00	1150.00	1,150.00
							Rental Subtotal: 1,150.00
							Agreement Subtotal: 1,150.00
							Tax: 101.20
							Total: 1,251.20

COMMENTS/NOTES:

CONTACT: JEREMY SWEATT
CELL#: 509-496-8472

BILLED FOR FOUR WEEKS 6/07/18 THRU 7/05/18 09:00 AM

ARE YOU OR YOUR EMPLOYEES IN NEED OF OPERATOR CERTIFICATION TRAINING?
CONTACT UNITED ACADEMY TODAY 844-222-2345 OR WWW.UNITEDACADEMY.ORG
TRAINING IS NOT AVAILABLE ON CERTAIN EQUIPMENT IN CANADA

RECEIVED VIA EMAIL

JUN 24 2018

GARCO CONSTRUCTION

JOB # _____
PHASE # _____
CAT. # _____
OK'D BY _____
COMMENTS _____

THIS 4 WEEK BILLING INVOICE IS ISSUED SUBJECT TO THE TERMS AND CONDITIONS OF THE RENTAL AGREEMENT, WHICH ARE INCORPORATED HEREIN BY REFERENCE.
A COPY OF THE RENTAL AGREEMENT IS AVAILABLE UPON REQUEST

You Can Now Access Invoice History and Update Purchase Orders Online
To Sign Up, contact URCentralSupport@ur.com

Page 1 of 1

Acme Concrete Paving, Inc.
4124 E. Broadway
Spokane, WA 99202

Invoice No. 2018-124

INVOICE

Customer

Name GARCO CONSTRUCTION
Address P.O. BOX 2946
City SPOKANE State WA ZIP 99220
Phone 535-4688

Misc

Date 7/31/2018
Order No.
Rep
FOB

Qty	Description	Unit Price	TOTAL
	GARCO JOB #1721		
0.8	EQUIPMENT #2102 LOADER (Billing 05/06/18 thru 05/31/18) 3.5 Weeks	\$ 5,680.00	\$ 4,544.00
1	EQUIPMENT #2102 LOADER (Billing 06/01/18 thru 06/30/18) 1 MONCH	\$ 5,680.00	\$ 5,680.00
1	EQUIPMENT #2102 LOADER (Billing 07/01/18 thru 07/31/18) 1 MONGH (Billing 05/06/18 thru 05/31/18) 2 Weeks	\$ 5,680.00	\$ 5,680.00

Payment Select One...

Comments

Name

CC #

Expires

Tax Rate(s)

SubTotal	\$ 15,904.00
Shipping	\$ 1,399.55
8.80%	
TOTAL	\$ 17,303.55

Office Use Only

JOB #

PHASE #

CAT. #

OK'D BY

COMMENTS

RECEIVED VIA EMAIL

AUG 15 2018

GARCO CONSTRUCTION

THANK YOU

5680
499.84
\$12,000 to Unforeseen
6,179.84

ACTION

Materials

P.O. Box 19425
Spokane, WA 99219
(509) 443-6230 Office
(509) 443-6234 Fax

Invoice

Date	Invoice #
7/2/2018	46066

Bill To
Garco Construction, Inc 4114 E. Broadway Spokane WA 99202

Job Address
Job 1721 Riverfront Park
RECEIVED VIA EMAIL JUL 17 2018 GARCO CONSTRUCTION

Sales Rep	P.O. #	Job Name			Ordered By	Due Date
	JOBI721_RIVERFR					8/10/2018
Description		Ticket #	Qty	Unit	Rate	Amount
Gravel Borrow Delivered Truck# 215SD		1007650	30.38	TN	10.00	303.80
Gravel Borrow Delivered Truck# 114SD		1007651	30.49	TN	10.00	304.90
Gravel Borrow Delivered Truck# 114SD		1007664	31.08	TN	10.00	310.80
Gravel Borrow Delivered Truck# 215SD		1007665	29.62	TN	10.00	296.20
Gravel Borrow Delivered Truck# 215SD		1007673	31.95	TN	10.00	319.50
Gravel Borrow Delivered Truck# 114SD		1007675	29.15	TN	10.00	291.50
Gravel Borrow Delivered Truck# 215SD		1007694	30.16	TN	10.00	301.60
Gravel Borrow Delivered Truck# 114SD		1007704	29.76	TN	10.00	297.60
Gravel Borrow Delivered Truck# 215SD		1007710	29.87	TN	10.00	298.70
Gravel Borrow Delivered Truck# 114SD		1007722	30.16	TN	10.00	301.60
Gravel Borrow Delivered Truck# 215SD		1007731	30.23	TN	10.00	302.30
Gravel Borrow Delivered Truck# 114SD		1007743	30.06	TN	10.00	300.60
Gravel Borrow Delivered Truck# 215SD		1007751	30.09	TN	10.00	300.90
Gravel Borrow Delivered Truck# 114SD		1007759	30.16	TN	10.00	301.60
Gravel Borrow Delivered Truck# 215SD		1007763	29.82	TN	10.00	298.20
					</	

All invoices are net and payment is due on all invoices through the end of the calendar month by the 10th of the following month. Interest may accrue on all invoices that are past due at the rate of 1 1/2% per month (18% per annum) until paid in full. Customer shall pay all attorney's fees, court costs, collection fees and other charges both at trial and on appeal, if this invoice should be placed in the hands of an attorney or collection agency for collection. Venue for any legal action shall be in Spokane County, Washington. For all credit card payments, there will be a 3% transaction fee.

ACTION MATERIALS, INC.
An Equal Opportunity Employer
Washington Contractor Number: ACTIONM1906D4
Idaho Contractor Number: RCE-19761

ACTION

Materials


P.O. Box 19425
Spokane, WA 99219
(509) 443-6230 Office
(509) 443-6234 Fax

Invoice

Date	Invoice #
7/3/2018	46090

Bill To
Garco Construction, Inc 4114 E. Broadway Spokane WA 99202

Job Address
Job 1721 Riverfront Park



Sales Rep	P.O. #	Job Name			Ordered By	Due Date
	JOB1721_RIVERFR					8/10/2018
Description	Ticket #	Qty	Unit	Rate	Amount	
Gravel Borrow Delivered Truck# 211SD	1007810	30.78	TN	10.00	307.80	
Gravel Borrow Delivered Truck# 215SD	1007811	30.6	TN	10.00	306.00	
Gravel Borrow Delivered Truck# 215SD	1007819	31.45	TN	10.00	314.50	
Gravel Borrow Delivered Truck# 211SD	1007820	30.75	TN	10.00	307.50	
Gravel Borrow Delivered Truck# 215SD	1007828	31.36	TN	10.00	313.60	
Gravel Borrow Delivered Truck# 211SD	1007829	30.89	TN	10.00	308.90	
Gravel Borrow Delivered Truck# 215SD	1007842	32.16	TN	10.00	321.60	
Gravel Borrow Delivered Truck# 211SD	1007847	30.62	TN	10.00	306.20	
Gravel Borrow Delivered Truck# 215SD	1007855	30	TN	10.00	300.00	
Gravel Borrow Delivered Truck# 211SD	1007859	28.46	TN	10.00	284.60	
Gravel Borrow Delivered Truck# 215SD	1007866	30.7	TN	10.00	307.00	
Gravel Borrow Delivered Truck# 211SD	1007867	28.74	TN	10.00	287.40	
Gravel Borrow Delivered Truck# 215SD	1007876	30.26	TN	10.00	302.60	
Gravel Borrow Delivered Truck# 211SD	1007877	29.36	TN	10.00	293.60	
Gravel Borrow Delivered Truck# 215SD	1007888	30.43	TN	10.00	304.30	
Gravel Borrow Delivered Truck# 211SD	1007889	28.55	TN	10.00	285.50	

JOB # _____
PHASE # _____
LOT # _____

		Please remit payment on this invoice.	
ACTION MATERIALS, INC. An Equal Opportunity Employer Washington Contractor Number: ACTIONMI906D4 Idaho Contractor Number: RCE-19761		Subtotal	\$4,851.10
		Sales Tax (0.0%)	\$0.00
		Total	\$4,851.10
		Payments/Credits	\$0.00
All invoices are net and payment is due on all invoices through the end of the calendar month by the 10th of the following month. Interest may accrue on all invoices that are past due at the rate of 1 1/2% per month (18% per annum) until paid in full. Customer shall pay all attorney's fees, court costs, collection fees and other charges both at trial and on appeal, if this invoice should be placed in the hands of an attorney or collection agency for collection. Venue for any legal action shall be in Spokane County, Washington. For all credit card payments, there will be a 3% transaction fee.		Balance Due	\$4,851.10

ACTION

Materials

P.O. Box 19425
Spokane, WA 99219
(509) 443-6230 Office
(509) 443-6234 Fax

Invoice

Date	Invoice #
7/12/2018	46356

Bill To
Garco Construction, Inc 4114 E. Broadway Spokane WA 99202

Job Address
Job 1721 Riverfront Park

Sales Rep	P.O. #	Job Name			Ordered By	Due Date
	JOB1721_RIVERFR					8/10/2018
Description		Ticket #	Qty	Unit	Rate	Amount
Gravel Borrow Delivered Truck# 213		1008547	24.31	TN	10.00	243.10
Gravel Borrow Delivered Truck# 213		1008576	24.52	TN	10.00	245.20
Gravel Borrow Delivered Truck# 213		1008592	24.59	TN	10.00	245.90
Gravel Borrow Delivered Truck# 213		1008601	24.77	TN	10.00	247.70
Gravel Borrow Delivered Truck# 213		1008615	24.96	TN	10.00	249.60
Gravel Borrow Delivered Truck# 213		1008628	24.86	TN	10.00	248.60
Gravel Borrow Delivered Truck# 213		1008646	23.2	TN	10.00	232.00
Gravel Borrow Delivered Truck# 213		1008662	24.26	TN	10.00	242.60
<div style="border: 1px solid black; padding: 5px; width: fit-content;"> RECEIVED JUL 23 2018 ACTION CONSTRUCTION </div>		<div style="border: 1px solid black; padding: 5px; width: fit-content;"> JOB # _____ PHASE # _____ CAT. # _____ OK'D BY _____ COMMENTS _____ </div>				
<div style="text-align: right; font-size: 1.2em;">195.47</div>					Please remit payment on this invoice.	
ACTION MATERIALS, INC. An Equal Opportunity Employer Washington Contractor Number: ACTIONMI906D4 Idaho Contractor Number: RCE-19761					Subtotal	\$1,954.70
					Sales Tax (0.0%)	\$0.00
					Total	\$1,954.70
					Payments/Credits	\$0.00
All invoices are net and payment is due on all invoices through the end of the calendar month by the 10th of the following month. Interest may accrue on all invoices that are past due at the rate of 1 1/2% per month (18% per annum) until paid in full. Customer shall pay all attorney's fees, court costs, collection fees and other charges both at trial and on appeal, if this invoice should be placed in the hands of an attorney or collection agency for collection. Venue for any legal action shall be in Spokane County, Washington. For all credit card payments, there will be a 3% transaction fee.					Balance Due	\$1,954.70

ACTION

Materials

P.O. Box 19425
Spokane, WA 99219
(509) 443-6230 Office
(509) 443-6234 Fax

Invoice

Date	Invoice #
7/17/2018	46468

Bill To	Job Address
Garco Construction, Inc 4114 E. Broadway Spokane WA 99202	Job 1721 Riverfront Park RECEIVED VIA EMAIL JUL 30 2018 GARCO CONSTRUCTION

Sales Rep	P.O. #	Job Name			Ordered By	Due Date
	JOBI721 RIVERFR					8/10/2018
Description		Ticket #	Qty	Unit	Rate	Amount
Gravel Borrow PickedUP Truck# RM		1008957	15.28	TN	5.00	76.40
Gravel Borrow PickedUP Truck# RM		1008980	14.33	TN	5.00	71.65
Gravel Borrow PickedUP Truck# RM		1008994	14.93	TN	5.00	74.65
Gravel Borrow PickedUP Truck# RM		1009007	14.53	TN	5.00	72.65
Gravel Borrow PickedUP Truck# RM		1009018	14.18	TN	5.00	70.90
Gravel Borrow PickedUP Truck# RM		1009029	15.47	TN	5.00	77.35
Gravel Borrow PickedUP Truck# RM		1009041	15.2	TN	5.00	76.00
Gravel Borrow PickedUP Truck# RM		1009045	14.98	TN	5.00	74.90
Gravel Borrow PickedUP Truck# RM		1009057	15.76	TN	5.00	78.80
Gravel Borrow PickedUP Truck# RM		1009070	15.38	TN	5.00	76.90

ACTION Materials

P.O. Box 19425
Spokane, WA 99219
(509) 443-6230 Office
(509) 443-6234 Fax

Invoice

Date	Invoice #
7/18/2018	46522

RECEIVED VIA EMAIL

Bill To	JUL 30 2018	Job Address
Garco Construction, Inc 4114 E. Broadway Spokane WA 99202	GARCO CONSTRUCTION	Job 1721 Riverfront Park

Sales Rep	P.O. #	Job Name			Ordered By	Due Date
	JOB1721_RIVERFR					8/10/2018
Description		Ticket #	Qty	Unit	Rate	Amount
Gravel Borrow PickedUP Truck# RM		1009112	14.38	TN	5.00	71.90
Gravel Borrow PickedUP Truck# RM		1009119	15.87	TN	5.00	79.35
Gravel Borrow PickedUP Truck# RM		1009126	14.44	TN	5.00	72.20
Gravel Borrow PickedUP Truck# 03		1009136	15.92	TN	5.00	79.60
Gravel Borrow PickedUP Truck# RM		1009137	15.72	TN	5.00	78.60
Gravel Borrow PickedUP Truck# RM		1009146	14.75	TN	5.00	73.75
Gravel Borrow PickedUP Truck# RM		1009160	15.25	TN	5.00	76.25
Gravel Borrow PickedUP Truck# RM		1009173	14.85	TN	5.00	74.25
Gravel Borrow PickedUP Truck# RM		1009182	14.91	TN	5.00	74.55
Gravel Borrow PickedUP Truck# RM		1009198	14.45	TN	5.00	72.25
Gravel Borrow PickedUP Truck# GSD		1009206	24.98	TN	5.00	124.90
Gravel Borrow PickedUP Truck# RM		1009216	15.85	TN	5.00	79.25
		JOB # _____ PHASE # _____ CAT. # _____ OK'D BY _____ COMMENTS _____				
				Please remit payment on this invoice.		
ACTION MATERIALS, INC. An Equal Opportunity Employer Washington Contractor Number: ACTIONMI906D4 Idaho Contractor Number: RCE-19761				Subtotal \$956.85		
				Sales Tax (0.0%) \$0.00		
				Total \$956.85		
All invoices are net and payment is due on all invoices through the end of the calendar month by the 10th of the following month. Interest may accrue on all invoices that are past due at the rate of 1 1/2% per month (18% per annum) until paid in full. Customer shall pay all attorney's fees, court costs, collection fees and other charges both at trial and on appeal, if this invoice should be placed in the hands of an attorney or collection agency for collection. Venue for any legal action shall be in Spokane County, Washington. For all credit card payments, there will be a 3% transaction fee.				Payments/Credits \$0.00		
				Balance Due \$956.85		

ACTION

Materials

P.O. Box 19425
Spokane, WA 99219
(509) 443-6230 Office
(509) 443-6234 Fax

Invoice

Date	Invoice #
7/19/2018	46558

Bill To
Garco Construction, Inc 4114 E. Broadway Spokane WA 99202

Job Address
Job 1721 Riverfront Park

Sales Rep	P.O. #	Job Name			Ordered By	Due Date
	JOB1721_RIVERFR					8/10/2018
Description		Ticket #	Qty	Unit	Rate	Amount
Gravel Borrow PickedUP Truck# RM		1009248	16.41	TN	5.00	82.05
Gravel Borrow PickedUP Truck# RM		1009258	14.62	TN	5.00	73.10
Gravel Borrow PickedUP Truck# RM		1009271	14.85	TN	5.00	74.25
Gravel Borrow PickedUP Truck# RM		1009280	15.8	TN	5.00	79.00
Gravel Borrow PickedUP Truck# RM		1009295	15.35	TN	5.00	76.75
Gravel Borrow PickedUP Truck# RM		1009312	15.38	TN	5.00	76.90
Gravel Borrow PickedUP Truck# RM		1009332	15.71	TN	5.00	78.55
Gravel Borrow PickedUP Truck# RM		1009346	16.36	TN	5.00	81.80
Gravel Borrow PickedUP Truck# RM		1009362	14.93	TN	5.00	74.65
Gravel Borrow PickedUP Truck# RM		1009376	14.49	TN	5.00	72.45
<div>PAID AUG - 1 2018 ACTION</div>		<div>JOB # _____ PHASE # _____ CAT # _____ _____</div>			Please remit payment on this invoice.	
ACTION MATERIALS, INC. An Equal Opportunity Employer Washington Contractor Number: ACTIONMI906D4 Idaho Contractor Number: RCE-19761				Subtotal \$769.50		
				Sales Tax (0.0%) \$0.00		
All invoices are net and payment is due on all invoices through the end of the calendar month by the 10th of the following month. Interest may accrue on all invoices that are past due at the rate of 1 1/2% per month (18% per annum) until paid in full. Customer shall pay all attorney's fees, court costs, collection fees and other charges both at trial and on appeal, if this invoice should be placed in the hands of an attorney or collection agency for collection. Venue for any legal action shall be in Spokane County, Washington. For all credit card payments, there will be a 3% transaction fee.				Total \$769.50		
				Payments/Credits \$0.00		
				Balance Due \$769.50		

ACTION

Materials

P.O. Box 19425
Spokane, WA 99219
(509) 443-6230 Office
(509) 443-6234 Fax

Invoice

Date	Invoice #
7/24/2018	46646

Bill To
Garco Construction, Inc 4114 E. Broadway Spokane WA 99202

Job Address
Job 1721 Riverfront Park

Sales Rep	P.O. #	Job Name			Ordered By	Due Date
	JOB1721_RIVERFR					8/10/2018
Description		Ticket #	Qty	Unit	Rate	Amount
Gravel Borrow PickedUP Truck# RM		1009672	14.43	TN	5.00	72.15



Hill International

1/28/19

PROM Final Payment for Unforeseen Conditions for the North Promenade

After multiple discussions, Garco revised the pricing and provided backup and a narrative for the justification of these costs. We believe this represents a fair and reasonable quantification of the costs and impacts.

Lorraine Mead



RIVERFRONT PARK MODERIZATION

Request for Proposal (RFP)

Project Name:	PROMENADES	RFP No:	15
Project No.	SC6B0322000	Date:	8/28/18
Owner:	Spokane Parks & Recreation		
Contractor:	Garco Construction	Architect/Eng:	Berger/Jacobs

Please furnish your proposal for performing the changes outlined below and/or detailed on the attachments referred to below. The quotation should include an itemized breakdown of contractor and subcontractor costs, including labor, materials, rentals, approved services, and equipment. It should also include any schedule impact if applicable.

Description: Provide pricing to purchase and install the 13 Wayfinding signs for the Mid and North Promenades and Centennial Trail per the attached Graphics package and drawings by Berger dated 8/9/18.

WAYFINDING GRAPHICS

HSP

TYPE 1.04 (CENTRAL GREEN)

LEFT

FRONT

RIGHT

BACK

↑ S

Perforated Corten Panel - TOP

↑ N

↑ W

Perforated Corten Panel - MIDDLE

riverfront
CENTRAL GREEN

CHPL Panel Directions

← Veterans Memorial Arena

10 min / .3 mi

← Playground

♿ 8 min / .2 mi

→ SkyRide/Skate Ribbon

♿ 6 min / .2 mi

→ Carrousel

♿ 6 min / .2 mi

→ Rotary Fountain

5 min / .2 mi

↓ Power House/Upper Falls

4 min / .1 mi

← Snx^w Mene?

4 min / .1 mi

CHPL Panel Map

map your way

LEGEND

WOOD PANEL

Perforated Corten Panel - BOTTOM

↑ S

Perforated Corten Panel - TOP

↑ N

↑ W

Perforated Corten Panel - MIDDLE

riverfront
CENTRAL GREEN

CHPL Panel Directions

→ Veterans Memorial Arena

10 min / .3 mi

→ Playground

♿ 8 min / .2 mi

← SkyRide/Skate Ribbon

♿ 6 min / .2 mi

← Carrousel

♿ 6 min / .2 mi

← Rotary Fountain

5 min / .2 mi

↑ Power House/Upper Falls

4 min / .1 mi

→ Snx^w Mene?

4 min / .1 mi

CHPL Panel Map

map your way

LEGEND

WOOD PANEL

Perforated Corten Panel - BOTTOM

TYPE 1.05 (PLAYGROUND)

LEFT

FRONT

RIGHT

BACK

↑ S

Perforated Corten Panel - TOP

↑ N

↑ W

Perforated Corten Panel - MIDDLE

riverfront
PLAYGROUND

CHPL Panel Directions

→ Convention Center

♿ 20 min / .6 mi

→ Downtown

13 min / .4 mi

→ SkyRide/Skate Ribbon

♿ 12 min / .4 mi

→ Carrousel

♿ 11 min / .3 mi

→ Rotary Fountain

10 min / .3 mi

→ U.S. Pavilion

♿ 9 min / .3 mi

CHPL Panel Map

map your way

LEGEND

WOOD PANEL

Perforated Corten Panel - BOTTOM

↑ S

Perforated Corten Panel - TOP

↑ N

↑ W

Perforated Corten Panel - MIDDLE

riverfront
PLAYGROUND

CHPL Panel Directions

← Convention Center

♿ 20 min / .6 mi

← Downtown

13 min / .4 mi

← SkyRide/Skate Ribbon

♿ 12 min / .4 mi

← Carrousel

♿ 11 min / .3 mi

← Rotary Fountain

10 min / .3 mi

← U.S. Pavilion

♿ 9 min / .3 mi

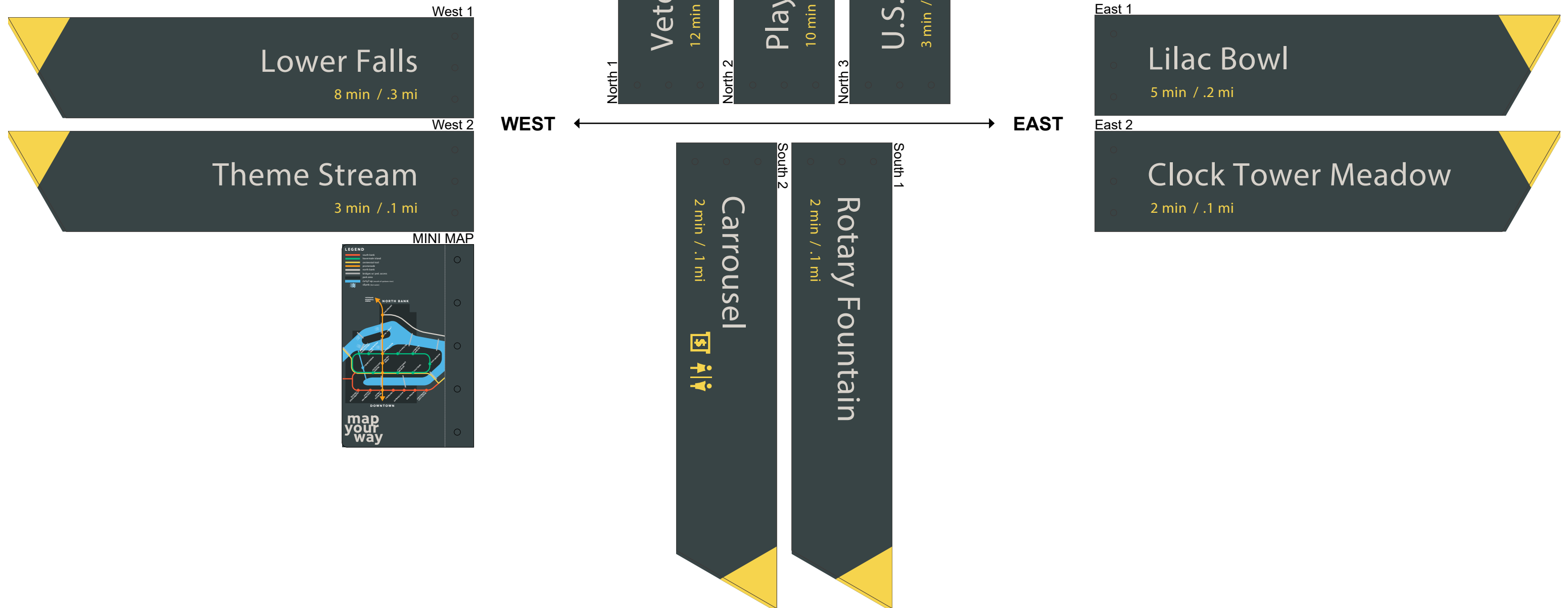
CHPL Panel Map

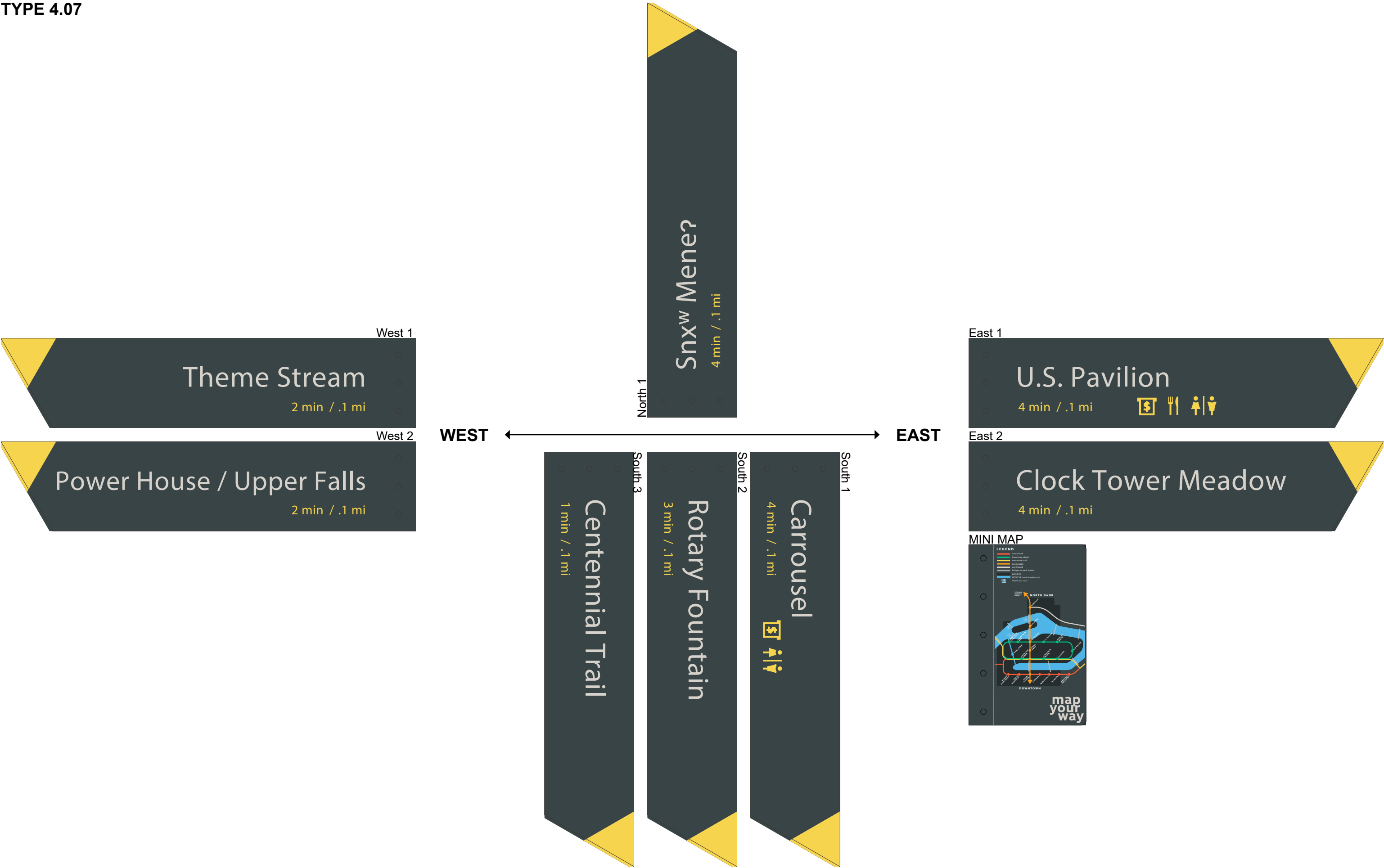
map your way

LEGEND

WOOD PANEL

Perforated Corten Panel - BOTTOM





West 1

Lower Falls

7 min / .2 mi

West 2

Power House / Upper Falls

3 min / .1 mi

WEST



EAST

North 1

Playground

8 min / .3 mi

North 2

Snxw Meneʔ

2 min / .1 mi

South 1

SkyRide/Skate Ribbon

8 min / .3 mi

South 2

Carousel

6 min / .2 mi

South 3

Rotary Fountain

5 min / .2 mi

East 1

Lilac Bowl

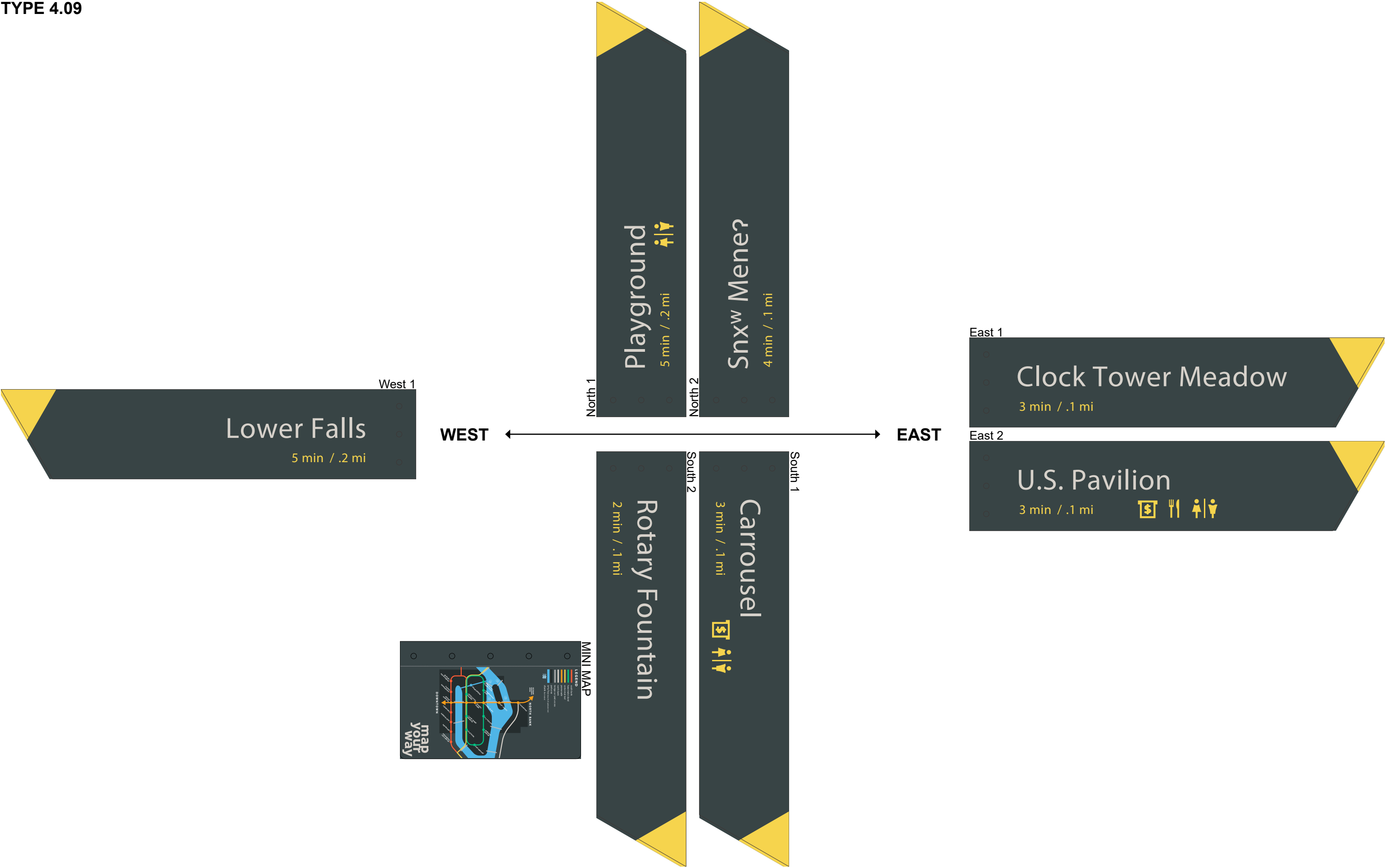
7 min / .2 mi

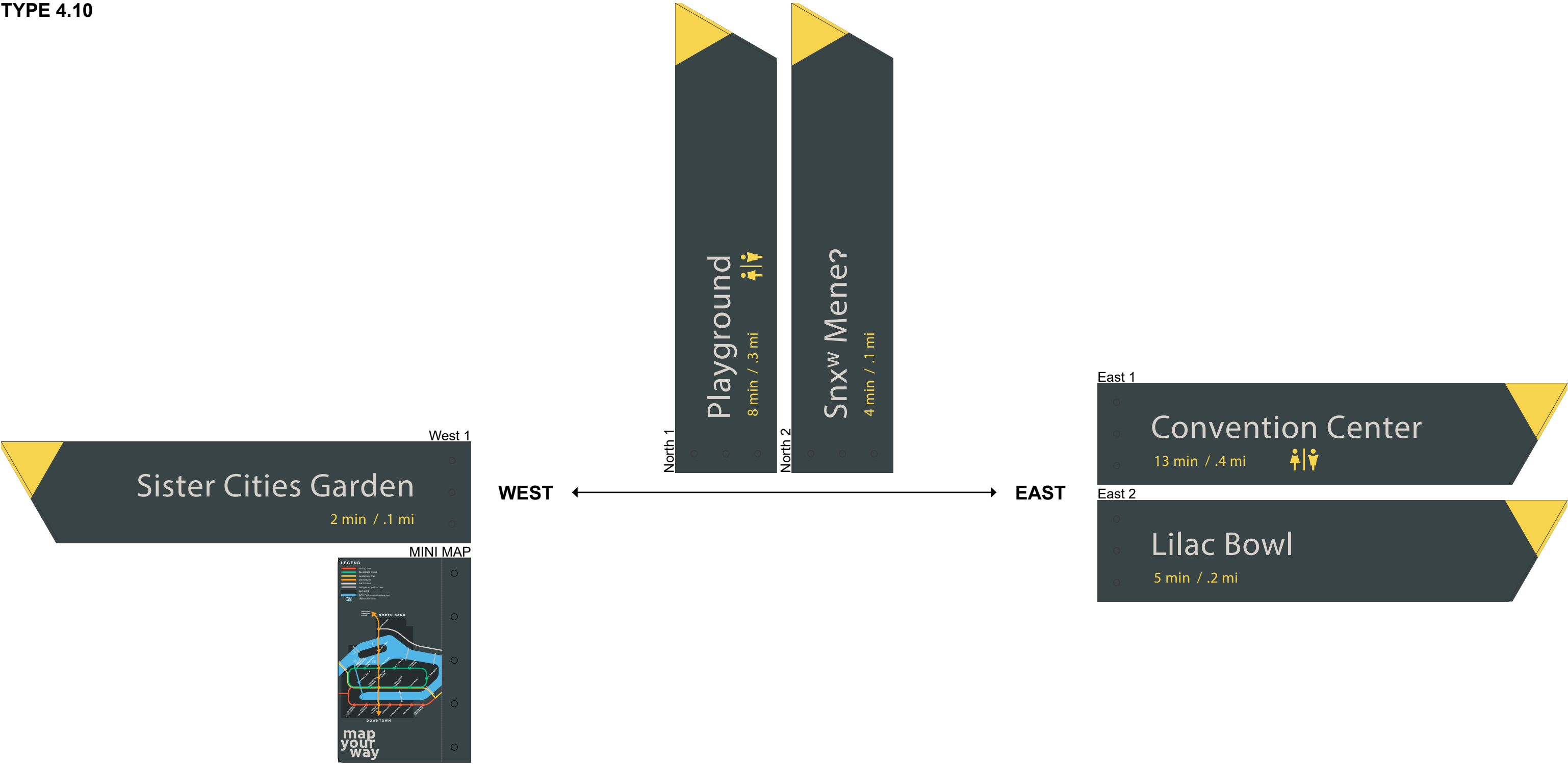
East 2

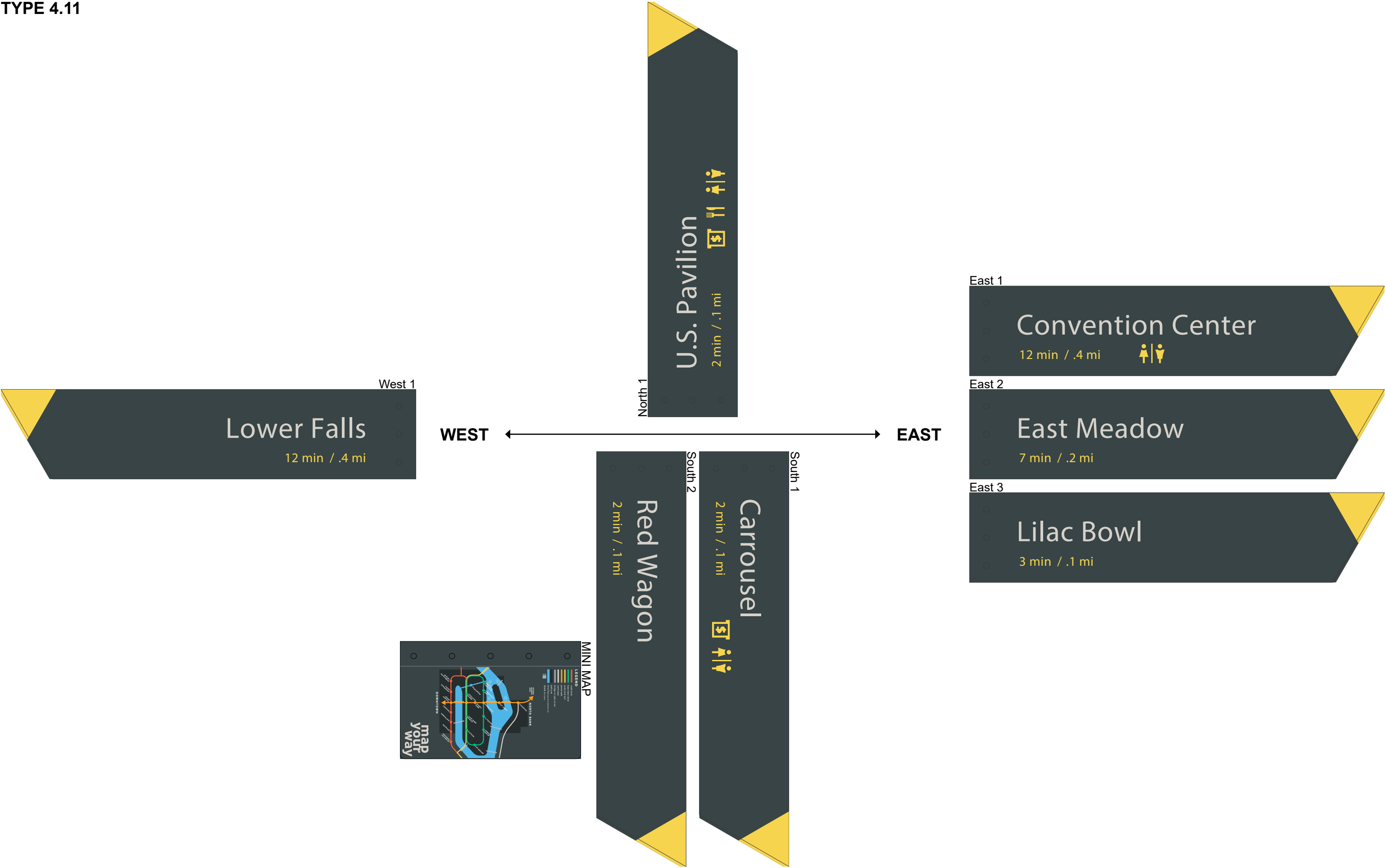
Clock Tower Meadow

4 min / .1 mi









West 1

Lower Falls

15 min / .5 mi

West 2

SkyRide/Skate Ribbon

12 min / .4 mi

West 3

Centennial Trail

WEST ← → EAST

North 1

Playground

16 min / .5 mi

North 2

U.S. Pavilion

6 min / .2 mi

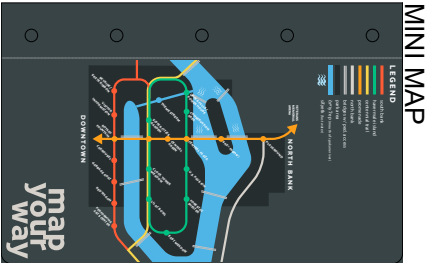
South 1

Convention Center

2 min / .1 mi

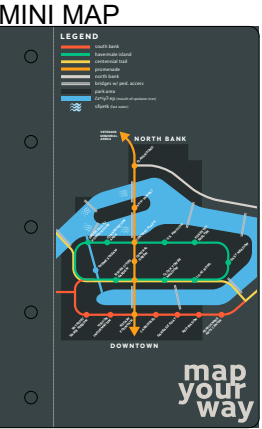
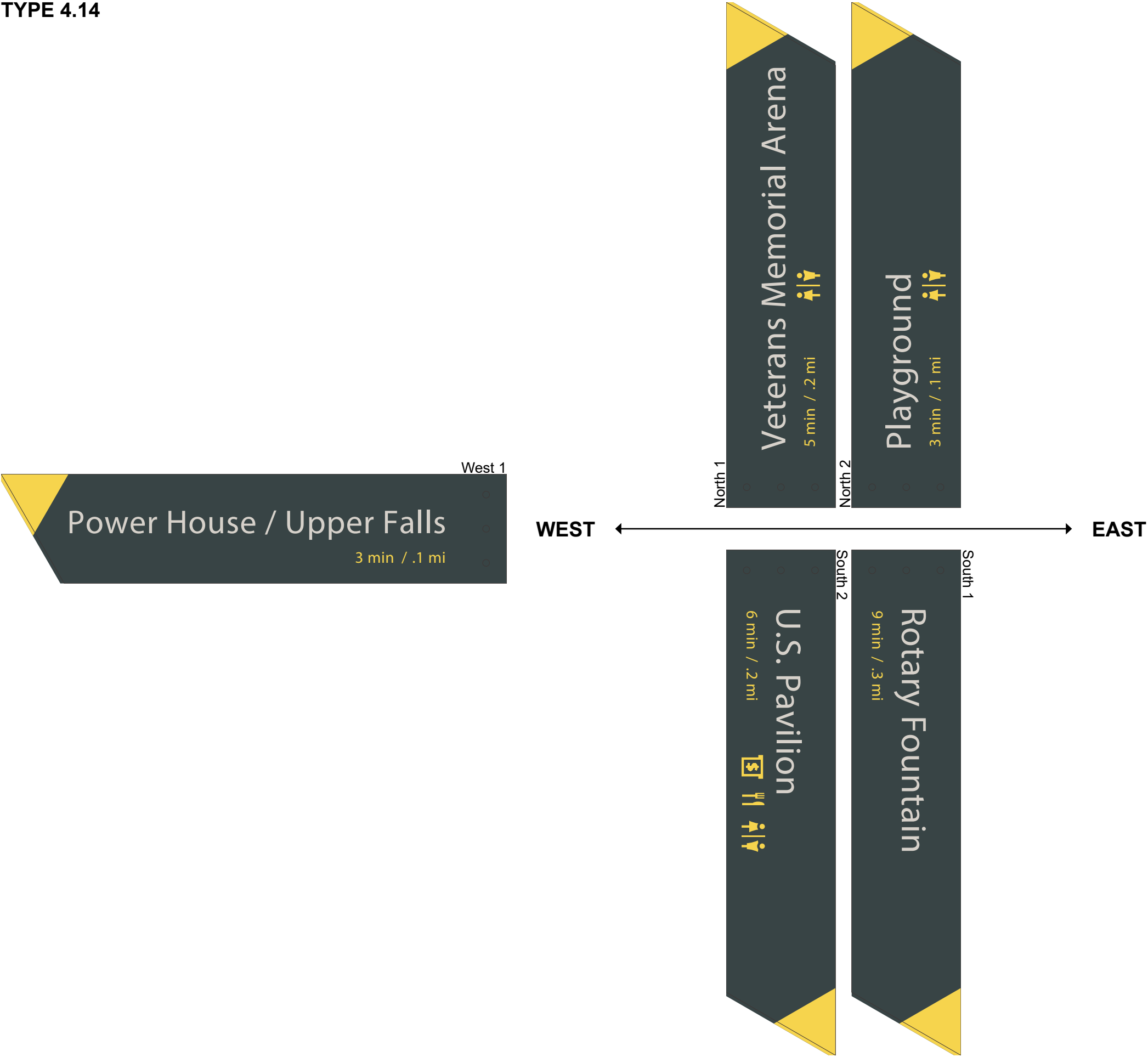
South 2

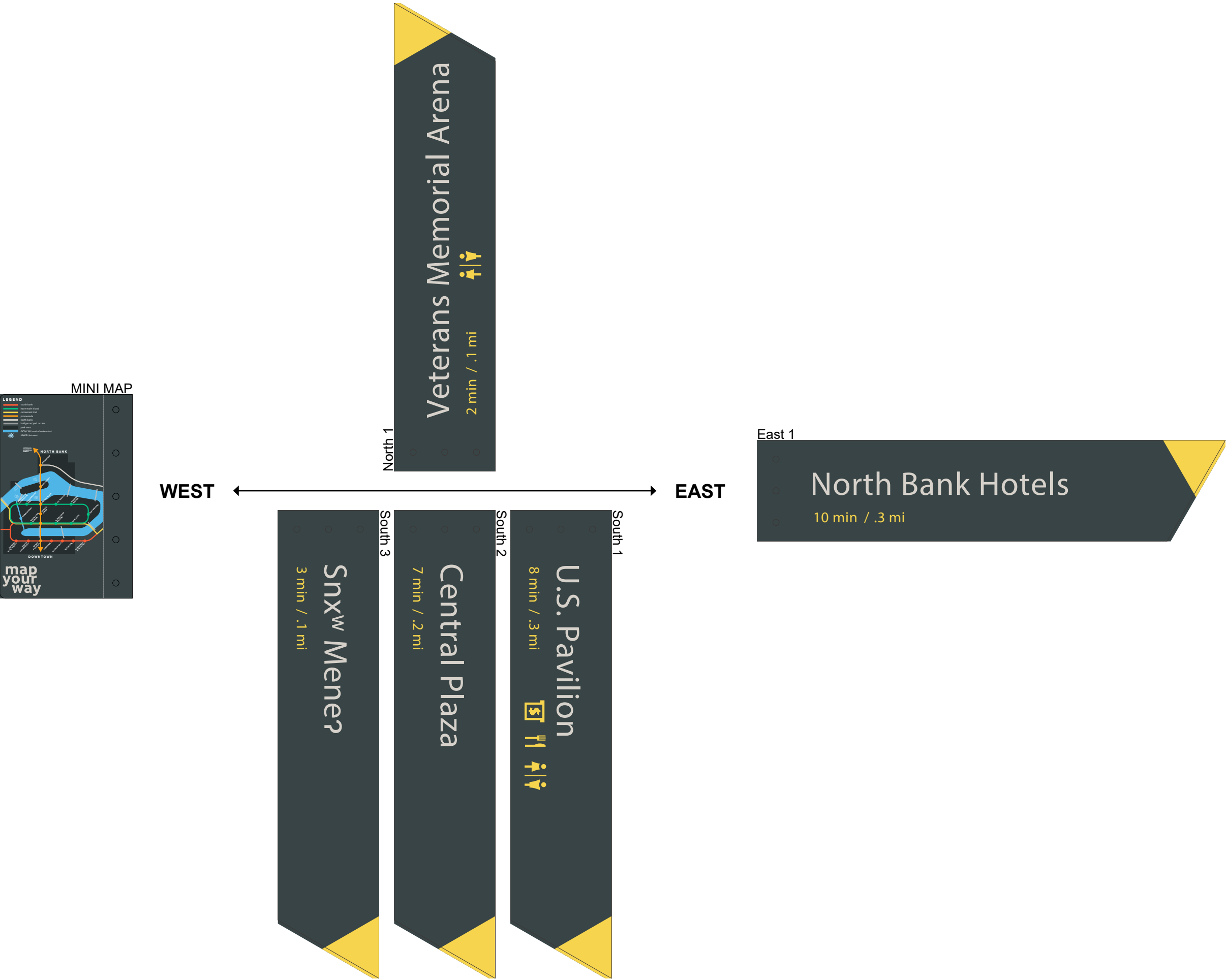
Centennial Trail



TYPE 4.13

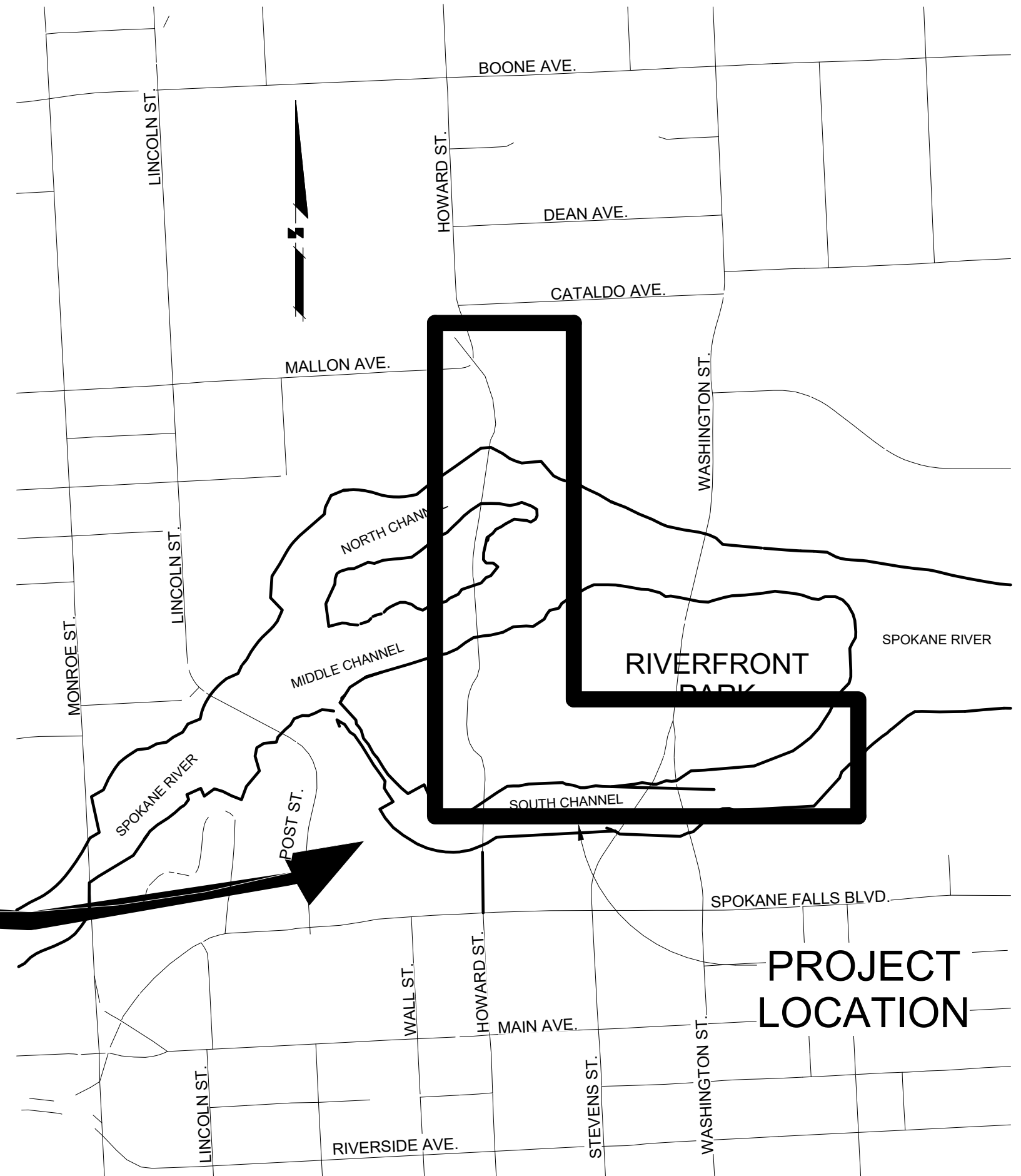
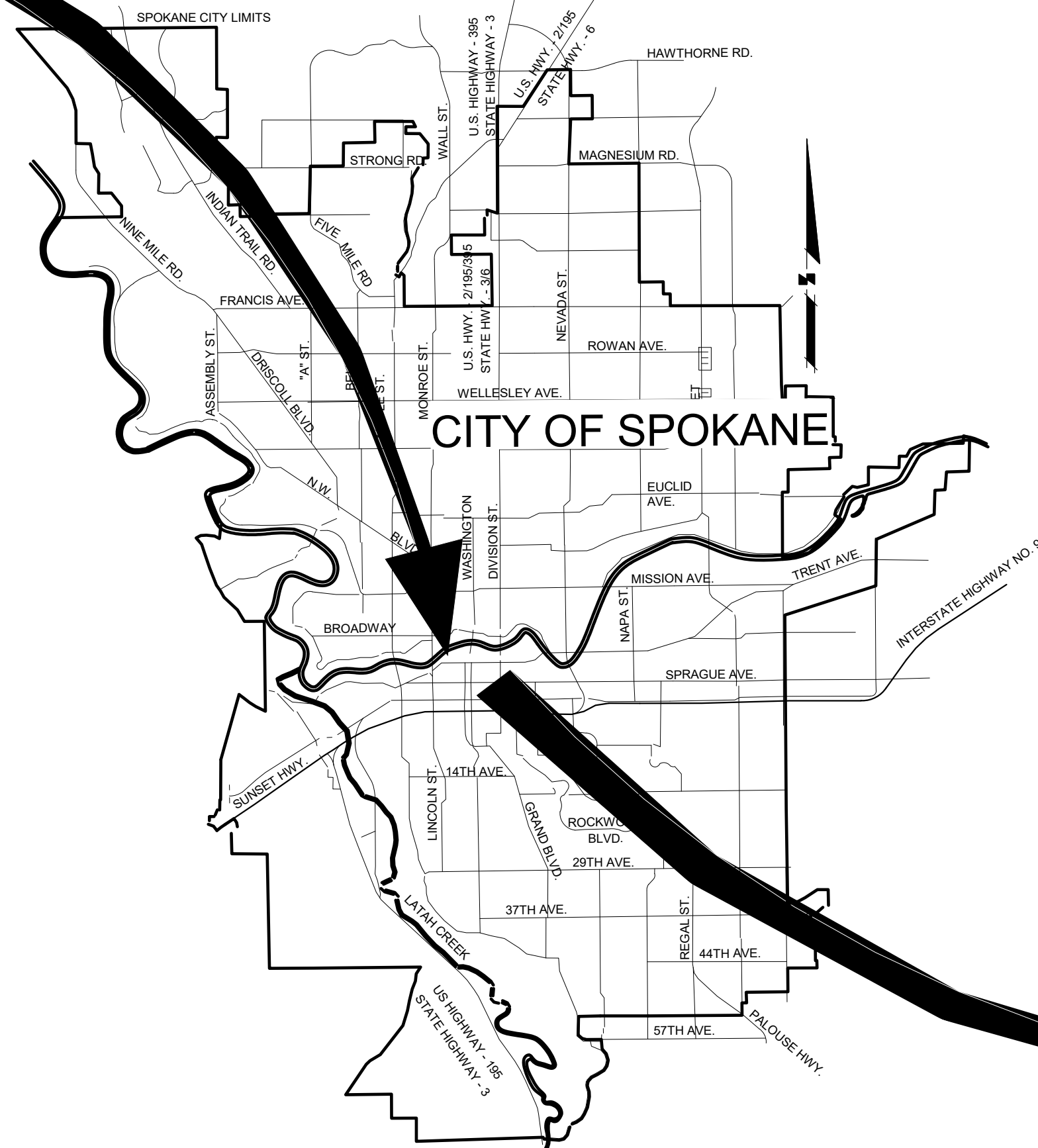






CITY OF SPOKANE, WASHINGTON
DEPARTMENT OF PARKS AND RECREATION

RIVERFRONT PARK
HOWARD STREET PROMENADE WAYFINDING
08/09/2018 BID SET



SHEET INDEX - HSP	
Sheet Number	Sheet Title
G0.02	COVER - HSP
WP1.05	WAYFINDING PLAN
WP1.06	WAYFINDING PLAN
WP1.07	WAYFINDING PLAN
WP1.09	WAYFINDING PLAN
WP1.13	WAYFINDING PLAN
WP1.17	WAYFINDING PLAN
WP1.19	WAYFINDING PLAN
WK2.01	WAYFINDING TYPE 1 KEY - HSP
W1.01	TYPE 1 WAYFINDING DEVICE DETAILS
W1.02	TYPE 1 WAYFINDING DEVICE DETAILS
W2.02	TYPE 2 WAYFINDING DEVICE DETAILS - NORTH
W4.01	TYPE 4 WAYFINDING DEVICE DETAILS
W4.02	TYPE 4 WAYFINDING DEVICE DETAILS

MAYOR
DAVID A. CONDON

COUNCIL MEMBERS
BEN STUCKART, CITY COUNCIL PRESIDENT
AMBER WALDREF
MIKE FAGAN
BREEN BEGGS
JON SNYDER
LORI KINNEAR
KAREN STRATTON
CANDACE MUMMCANDACE MUMM

PARK BOARD
CHRIS WRIGHT, CITY COUNCIL PRESIDENT
NICK SUMNER, CITY COUNCIL VICE PRESIDENT
ROSS KELLEY
TED MCGREGOR
GRETA GILMAN
RICK CHASE
STEVE SALVATORI
SALLY LODATO
JENNIFER OGDEN
MIKE FAGANM CITY COUNCIL LIAISON

PROJECT CONTACT(S)
BERRY ELLISON, CITY OF SPOKANE, RIVERFRONT
PARK PROGRAM MANAGER, (509) 625-6276

CITY ADMINISTRATOR
THERESA SANDERS

DIRECTOR OF PARKS AND RECREATION
LEROY EADIE

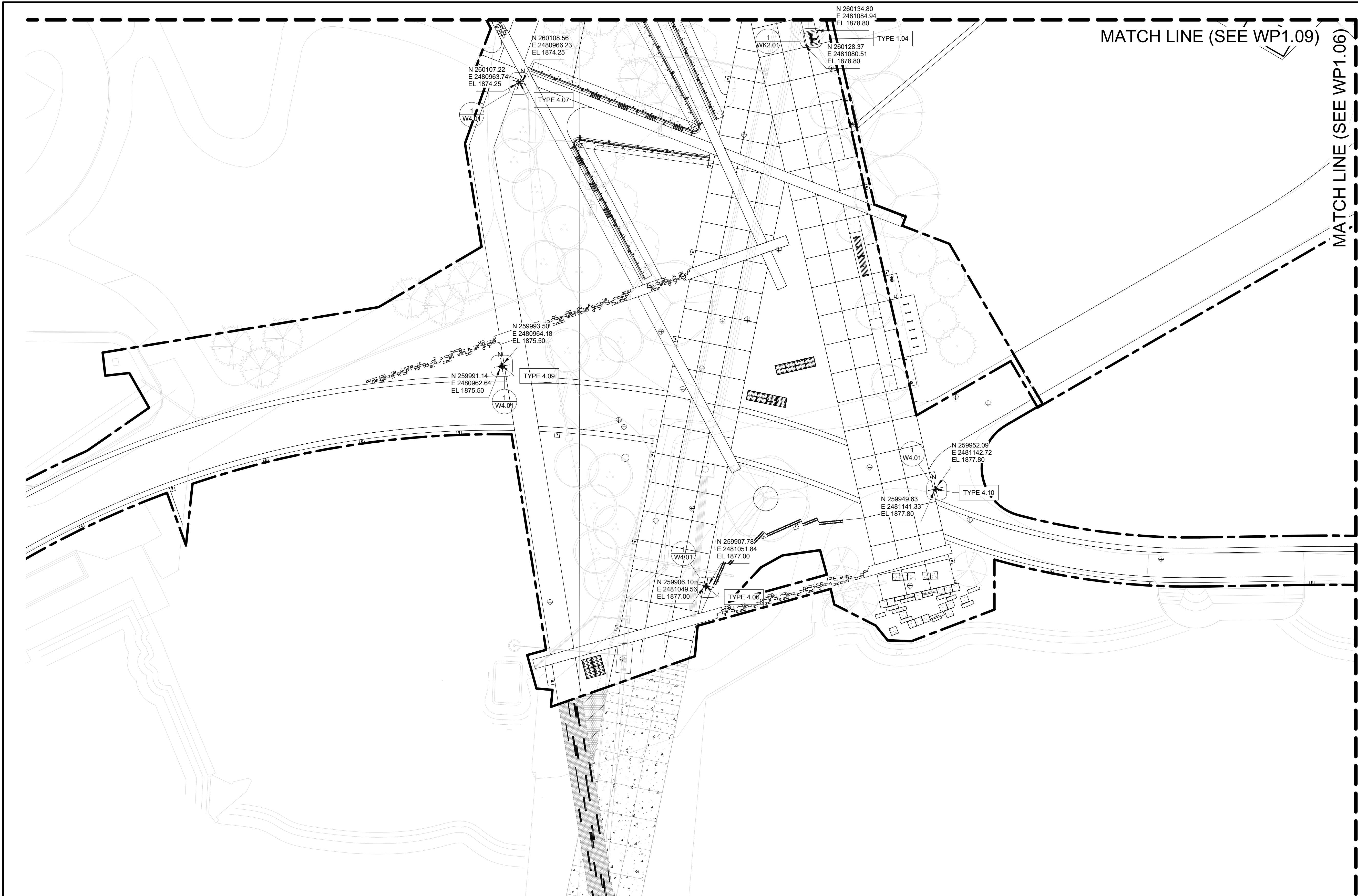
PARKS PLANNING MANAGER
GARRETT JONES

DIRECTOR OF PUBLIC WORKS
RICK ROMERO

DIRECTOR OF WATER
DAN KEGLEY

**MANAGER OF
ENGINEERING SERVICES**
KYLE TWOHIG





WAYFINDING DEVICE TYPE LEGEND


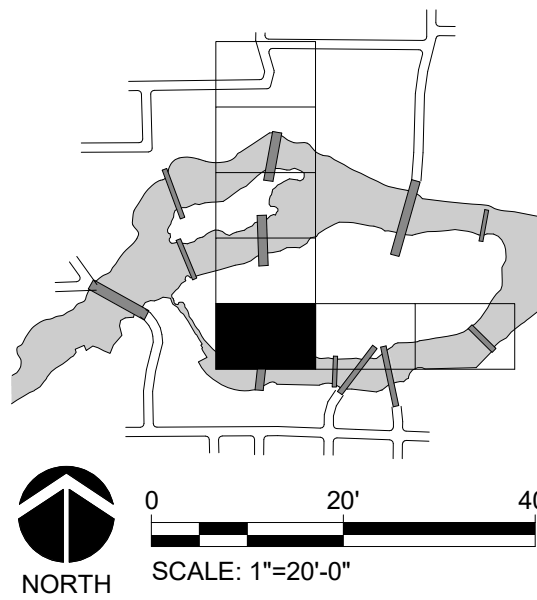
TYPE 1 — FOOTING

TYPE 2 — FOOTING

TYPE 4 — FOOTING

LAYOUT NOTES

1. NORTHINGS (N) AND EASTING (E) PROVIDED INDICATE OPPOSITE CORNER OF FOOTINGS.
2. ELEVATIONS (EL) PROVIDED INDICATE TOP OF FOOTING ELEVATION.
3. FOOTING PLINTHS ARE ABOVE TOP OF FOOTING ELEVATIONS. CONTRACTOR SHALL MARK CORNERS OF FOOTINGS IN FIELD AND INDICATE HEIGHT OF PROPOSED FINISH GRADE, AS WELL AS TOP OF FOOTING PLINTH ON THE STAKES. LAYOUT SHALL BE FIELD VERIFIED BY LANDSCAPE ARCHITECT PRIOR TO CONSTRUCTION. REFER TO GRAPHIC PACKAGE.
5. REFER TO GRAPHIC PACKAGE FOR QUANTITY OF CHPL PANELS, CHPL PANEL GRAPHICS, CUTOUT STEEL GRAPHICS, AND OTHER LOCATION SPECIFIC INFORMATION. THE GRAPHIC PACKAGE IS INTENDED TO CONVEY THE QUANTITY OF GRAPHICS, GRAPHIC CHARACTER, AND GRAPHIC LOCATION. ALL GRAPHICS (REFER TO GRAPHIC PACKAGE) HAVE BEEN COMPLETED AND ARE READY TO PROVIDE TO A FABRICATOR FOR FABRICATION. CHPL PANEL GRAPHICS WILL BE PROVIDED IN ADOBE ILLUSTRATOR FILE FORMAT FOR FABRICATION. CUTOUT METAL GRAPHICS WILL BE PROVIDED IN ADOBE ILLUSTRATOR FILE FORMAT OR AUTOCAD V2017 FORMAT FOR FABRICATION. GRAPHIC FILES ARE AVAILABLE FROM THE LANDSCAPE ARCHITECT UPON REQUEST.



① HSP WAYFINDING PLAN - AREA 5
1" = 20'-0"

BY	REVISIONS	DATE



LOCATION: BRASS CAP IN WALL SW CORNER OF NORTH RIVER DRIVE & DIVISION	CURRENT DESIGN STANDARDS: CCS - ADOPTED 2/95
ELEVATION: 1888.71	HORIZONTAL (AS NOTED)
CBM NO.: OLD CITY #173	VERTICAL (AS NOTED)
NAVD88 DATUM	SCALE

BAR IS ONE INCH ON ORIGINAL DRAWING.	0	1"
IF NOT ONE INCH ON THIS SHEET, ADJUST SCALES ACCORDINGLY		

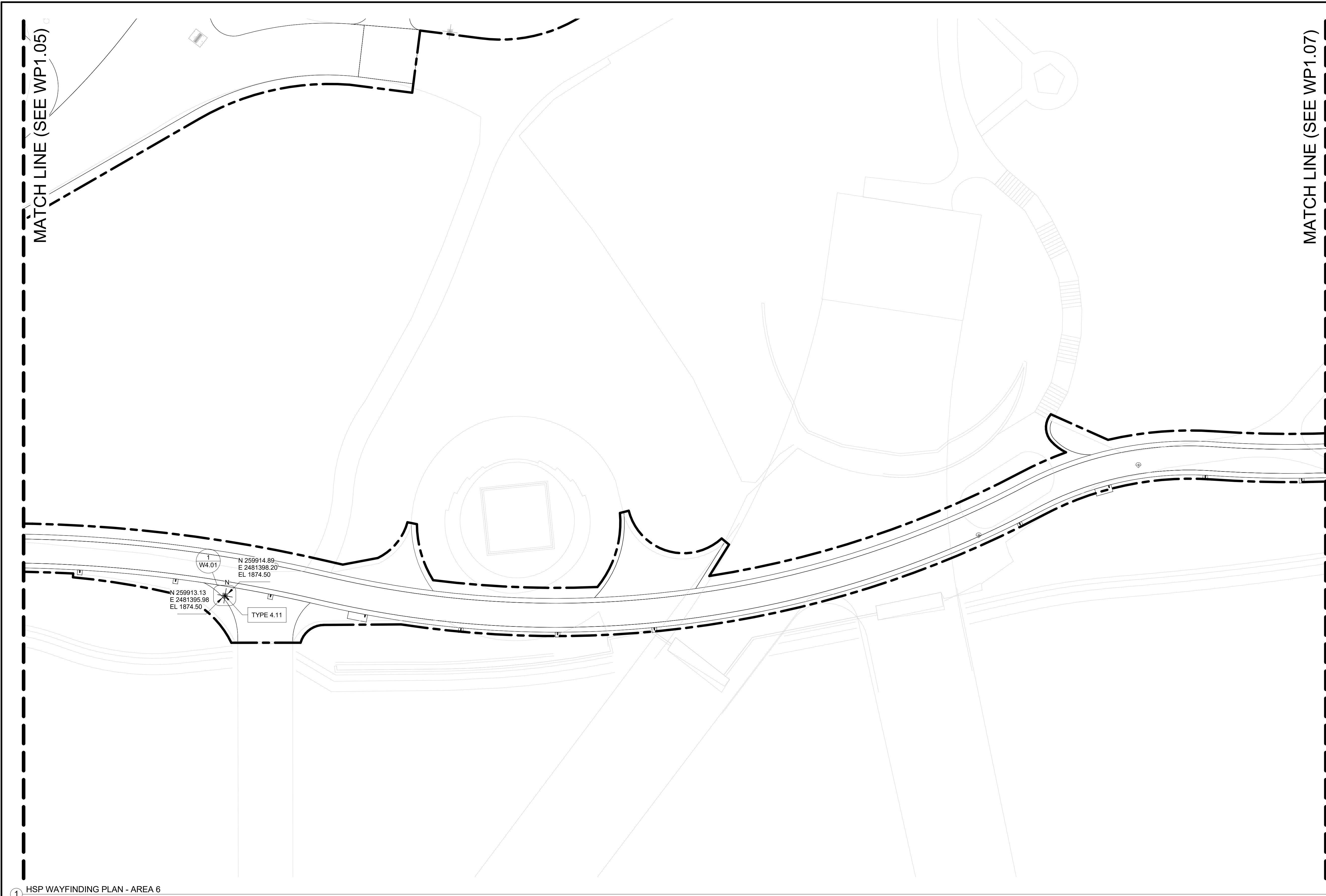
DRAWN	Author
DESIGNED	Designer
CHECKED	Checker
APPROVED	Approver




CITY OF SPOKANE, WASHINGTON
DEPARTMENT OF PARKS AND
808 WEST SPOKANE FALLS BLVD.
SPOKANE, WASHINGTON 99201-3343
(509) 625-6200

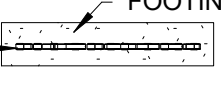
PROJECT	RIVERFRONT PARK HOWARD STREET PROMENADE WAYFINDING 2018/08/09 BID SET
SHEET	LANDSCAPE WAYFINDING PLAN


DIGITALLY SIGNED:	
TYPE OF IMPROVEMENT: PARK	
CITY PURCHASING	DRAWING NUMBER
	WP1.05
PR: OF 72	REVISION NO:



WAYFINDING DEVICE TYPE LEGEND

TYPE 1  FOOTING

TYPE 2  FOOTING

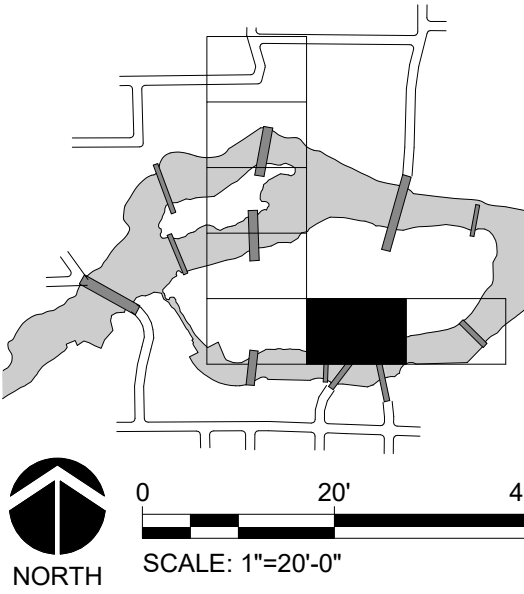
TYPE 4  FOOTING

LAYOUT NOTES



1. NORTHINGS (N) AND EASTING (E) PROVIDED INDICATE OPPOSITE CORNER OF FOOTINGS.
2. ELEVATIONS (EL) PROVIDED INDICATE TOP OF FOOTING ELEVATION.
3. FOOTING PLINTHS ARE ABOVE TOP OF FOOTING ELEVATIONS.
4. CONTRACTOR SHALL MARK CORNERS OF FOOTINGS IN FIELD AND INDICATE HEIGHT OF PROPOSED FINISH GRADE, AS WELL AS TOP OF FOOTING PLINTH ON THE STAKES. LAYOUT SHALL BE FIELD VERIFIED BY LANDSCAPE ARCHITECT PRIOR TO CONSTRUCTION. REFER TO GRAPHIC PACKAGE.
- 5.

SYSTEM NOTES

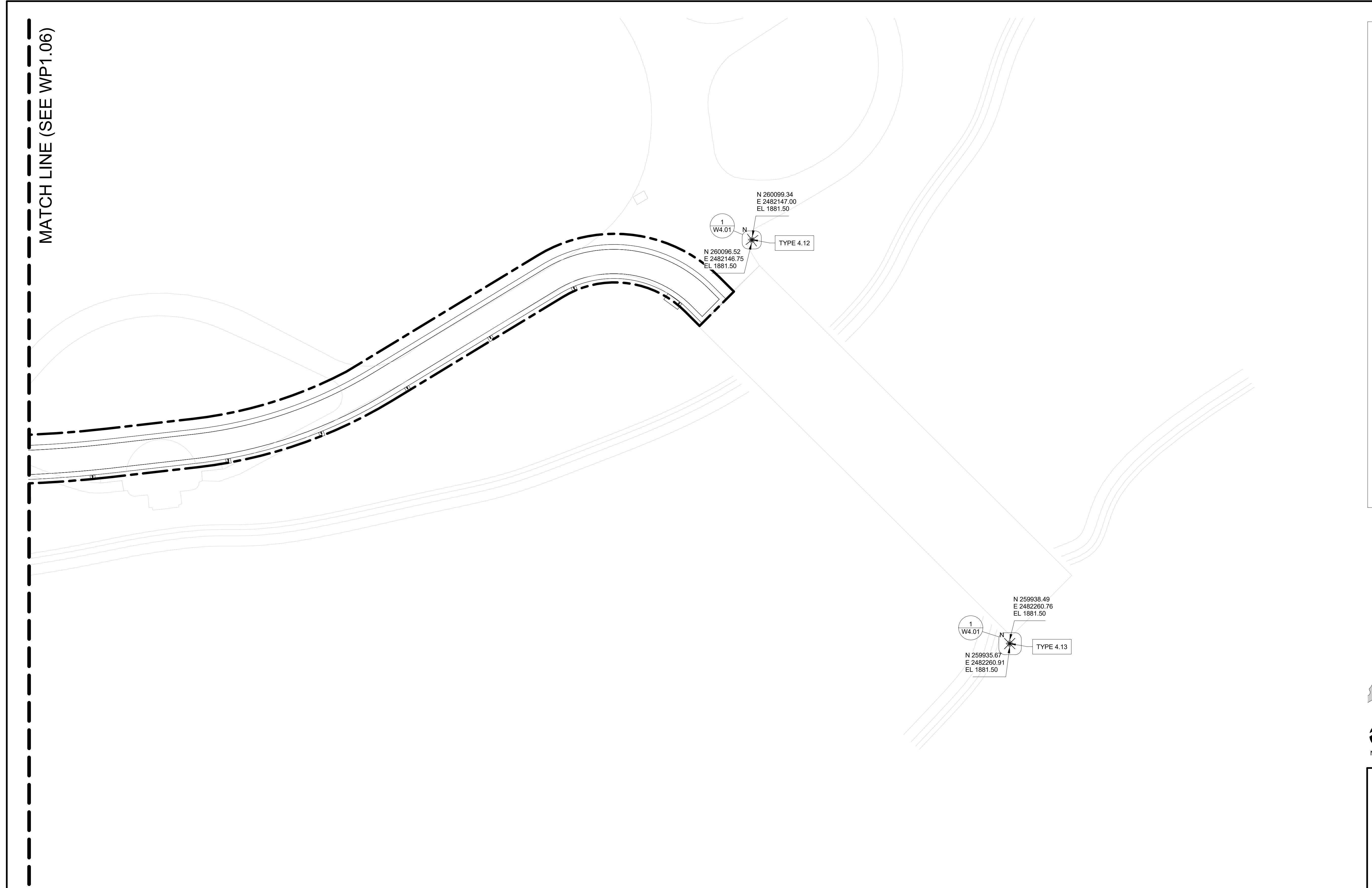
1. REFER TO GRAPHIC PACKAGE FOR QUANTITY OF CHPL PANELS, CHPL PANEL GRAPHICS, CUTOUT STEEL GRAPHICS, AND OTHER LOCATION SPECIFIC INFORMATION.
2. THE GRAPHIC PACKAGE IS INTENDED TO CONVEY THE QUANTITY OF GRAPHICS, GRAPHIC CHARACTER, AND GRAPHIC LOCATION.
3. ALL GRAPHICS (REFER TO GRAPHIC PACKAGE) HAVE BEEN COMPLETED AND ARE READY TO PROVIDE TO A FABRICATOR FOR FABRICATION. CHPL PANEL GRAPHICS WILL BE PROVIDED IN ADOBE ILLUSTRATOR FILE FORMAT FOR FABRICATION. CUTOUT METAL GRAPHICS WILL BE PROVIDED IN ADOBE ILLUSTRATOR FILE FORMAT OR AUTOCAD V2017 FORMAT FOR FABRICATION. GRAPHIC FILES ARE AVAILABLE FROM THE LANDSCAPE ARCHITECT UPON REQUEST.



① HSP WAYFINDING PLAN - AREA 6
1" = 20'-0"

				LOCATION: BRASS CAP IN WALL SW CORNER OF NORTH RIVER DRIVE & DIVISION			CURRENT DESIGN STANDARDS CCS - ADOPTED 2/95			CITY OF SPOKANE, WASHINGTON DEPARTMENT OF PARKS AND 808 WEST SPOKANE FALLS BLVD. SPOKANE, WASHINGTON 99201-3343 (509) 625-6200		PROJECT RIVERFRONT PARK HOWARD STREET PROMENADE WAYFINDING 2018/08/09 BID SET		TYPE OF IMPROVEMENT: PARK	
				ELEVATION 1888.71	HORIZONTAL (AS NOTED)	BAR IS ONE INCH ON ORIGINAL DRAWING. 0 1" IF NOT ONE INCH ON THIS SHEET, ADJUST SCALES ACCORDINGLY	DRAWN Author					CITY PURCHASING		DRAWING NUMBER	
				CBM NO. OLD CITY #173	VERTICAL (AS NOTED)		DESIGNED Designer								
BY REVISIONS DATE				NAVD88 DATUM	SCALE		CHECKED Checker								
							APPROVE Approver							P# OF 72 REVISION NO.	

MATCH LINE (SEE WP1.06)



WAYFINDING DEVICE TYPE LEGEND

TYPE 1 FOOTING

TYPE 2 FOOTING


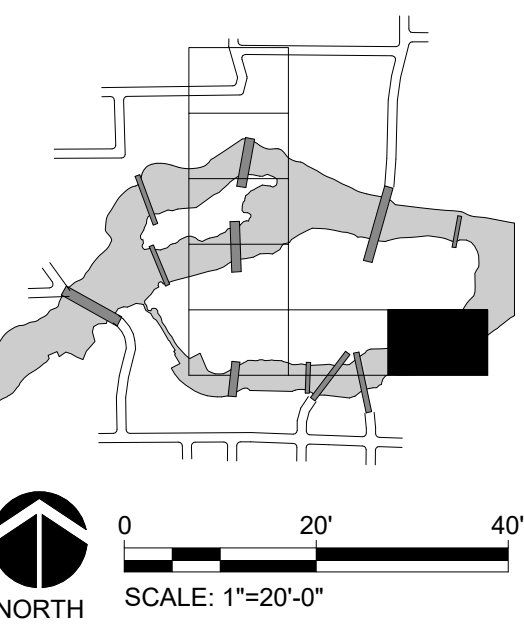
TYPE 4 FOOTING

LAYOUT NOTES



- NORTHINGS (N) AND EASTING (E) PROVIDED INDICATE OPPOSITE CORNER OF FOOTINGS.
- ELEVATIONS (EL) PROVIDED INDICATE TOP OF FOOTING ELEVATION.
- FOOTING PLINTHS ARE ABOVE TOP OF FOOTING ELEVATIONS. CONTRACTOR SHALL MARK CORNERS OF FOOTINGS IN FIELD AND INDICATE HEIGHT OF PROPOSED FINISH GRADE, AS WELL AS TOP OF FOOTING PLINTH ON THE STAKES. LAYOUT SHALL BE FIELD VERIFIED BY LANDSCAPE ARCHITECT PRIOR TO CONSTRUCTION. REFER TO GRAPHIC PACKAGE.

SYSTEM NOTES

- REFER TO GRAPHIC PACKAGE FOR QUANTITY OF CHPL PANELS, CHPL PANEL GRAPHICS, CUTOUT STEEL GRAPHICS, AND OTHER LOCATION SPECIFIC INFORMATION.
- THE GRAPHIC PACKAGE IS INTENDED TO CONVEY THE QUANTITY OF GRAPHICS, GRAPHIC CHARACTER, AND GRAPHIC LOCATION.
- ALL GRAPHICS (REFER TO GRAPHIC PACKAGE) HAVE BEEN COMPLETED AND ARE READY TO PROVIDE TO A FABRICATOR FOR FABRICATION. CHPL PANEL GRAPHICS WILL BE PROVIDED IN ADOBE ILLUSTRATOR FILE FORMAT FOR FABRICATION. CUTOUT METAL GRAPHICS WILL BE PROVIDED IN ADOBE ILLUSTRATOR FILE FORMAT OR AUTOCAD V2017 FORMAT FOR FABRICATION. GRAPHIC FILES ARE AVAILABLE FROM THE LANDSCAPE ARCHITECT UPON REQUEST.



1 HSP WAYFINDING PLAN - AREA 7
1" = 20'-0"

			<div></div>		LOCATION BRASS CAP IN WALL SW CORNER OF NORTH RIVER DRIVE & DIVISION		CURRENT DESIGN STANDARDS CCS - ADOPTED 2/95		<div></div> <div>CITY OF SPOKANE, WASHINGTON DEPARTMENT OF PARKS AND 808 WEST SPOKANE FALLS BLVD. SPOKANE, WASHINGTON 99201-3343 (509) 625-6200</div>		PROJECT RIVERFRONT PARK HOWARD STREET PROMENADE WAYFINDING 2018/08/09 BID SET		TYPE OF IMPROVEMENT: PARK	
		ELEVATION 1888.71			HORIZONTAL (AS NOTED)	BAR IS ONE INCH ON ORIGINAL DRAWING. 0 1" IF NOT ONE INCH ON THIS SHEET, ADJUST SCALES ACCORDINGLY		Author			CITY PURCHASING	DRAWING NUMBER		
		CBM NO. OLD CITY #173			VERTICAL (AS NOTED)			DESIGNED Designer						
		NAV88 DATUM			SCALE			CHECKED Checker						
BY		REVISIONS	DATE				APPROVE Approver				SHEET LANDSCAPE WAYFINDING PLAN	WP1.07	P# OF 72 REVISION NO.	

MATCH LINE (SEE WP1.13)

WAYFINDING DEVICE
TYPE LEGEND

TYPE 1

FOOTING

TYPE 2

FOOTING

TYPE 4

FOOTING

LAYOUT NOTES

1.

NORTHINGS (N) AND EASTING (E) PROVIDED INDICATE OPPOSITE CORNER OF FOOTINGS.

2.

ELEVATIONS (EL) PROVIDED INDICATE TOP OF FOOTING ELEVATION.

3.

FOOTING PLINTHS ARE ABOVE TOP OF FOOTING ELEVATIONS. CONTRACTOR SHALL MARK CORNERS OF FOOTINGS IN FIELD AND INDICATE HEIGHT OF PROPOSED FINISH GRADE, AS WELL AS TOP OF FOOTING PLINTH ON THE STAKES. LAYOUT SHALL BE FIELD VERIFIED BY LANDSCAPE ARCHITECT PRIOR TO CONSTRUCTION. REFER TO GRAPHIC PACKAGE.

4.

5.

SYSTEM NOTES

1.


REFER TO GRAPHIC PACKAGE FOR QUANTITY OF CHPL PANELS, CHPL PANEL GRAPHICS, CUTOUT STEEL GRAPHICS, AND OTHER LOCATION SPECIFIC INFORMATION.

2.

THE GRAPHIC PACKAGE IS INTENDED TO CONVEY THE QUANTITY OF GRAPHICS, GRAPHIC CHARACTER, AND GRAPHIC LOCATION.

3.

ALL GRAPHICS (REFER TO GRAPHIC PACKAGE) HAVE BEEN COMPLETED AND ARE READY TO PROVIDE TO A FABRICATOR FOR FABRICATION. CHPL PANEL GRAPHICS WILL BE PROVIDED IN ADOBE ILLUSTRATOR FILE FORMAT FOR FABRICATION. CUTOUT METAL GRAPHICS WILL BE PROVIDED IN ADOBE ILLUSTRATOR FILE FORMAT OR AUTOCAD V2017 FORMAT FOR FABRICATION. GRAPHIC FILES ARE AVAILABLE FROM THE LANDSCAPE ARCHITECT UPON REQUEST.


NORTH

0

20'

40'

SCALE: 1"=20'-0"

STATE OF WASHINGTON

GUY MICHAELSEN



LANDSCAPE ARCHITECT

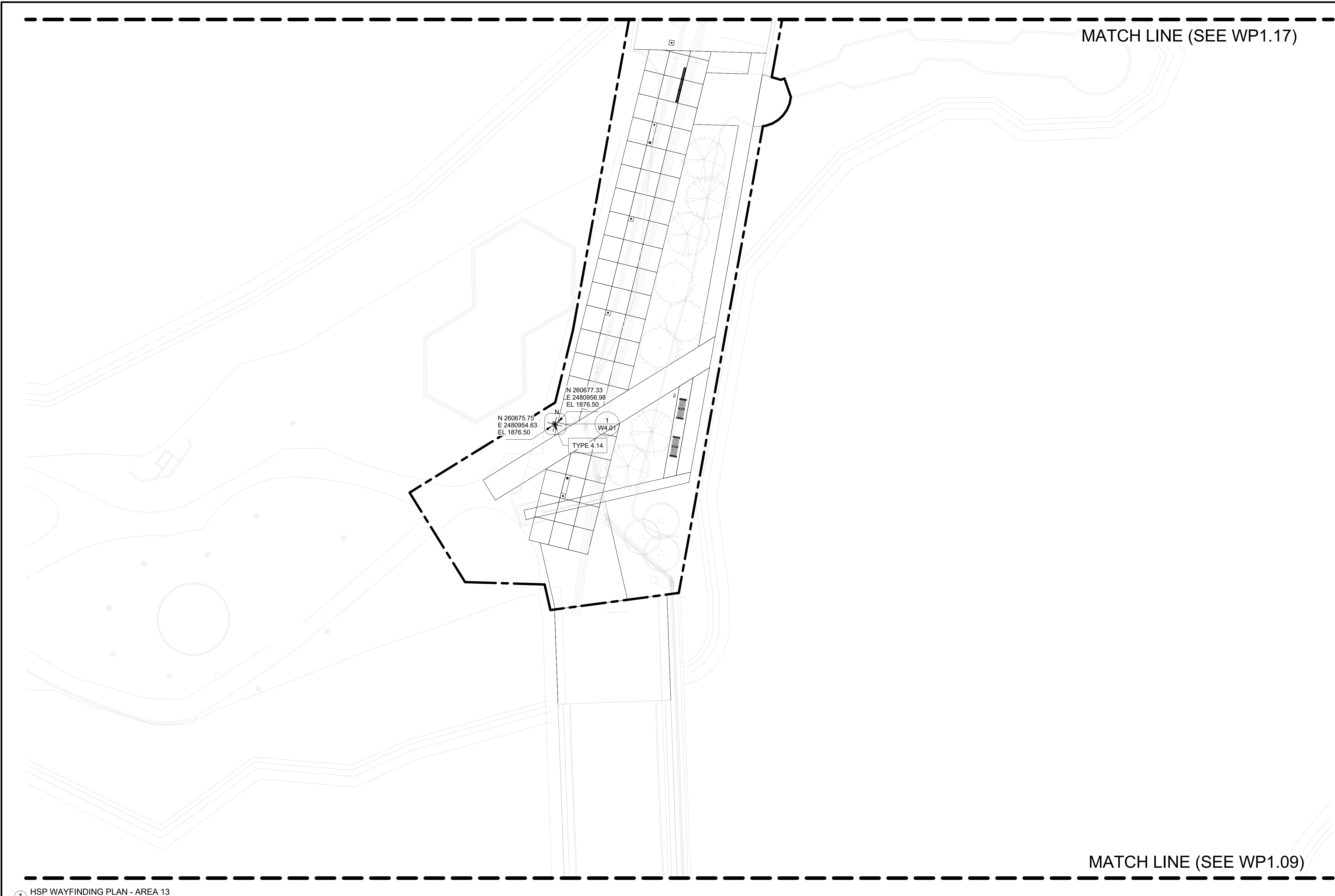
No. 730 Exp. 2/12/2018



MATCH LINE (SEE WP1.05)

1 HSP WAYFINDING PLAN - AREA 9
1" = 20'-0"

			<div><div></div><div>PARTNERSHIP</div></div>	LOCATION: BRASS CAP IN WALL SW CORNER OF NORTH RIVER DRIVE & DIVISION			CURRENT DESIGN STANDARDS CCS - ADOPTED 2/95				CITY OF SPOKANE, WASHINGTON DEPARTMENT OF PARKS AND 808 WEST SPOKANE FALLS BLVD. SPOKANE, WASHINGTON 99201-3343 (509) 625-6200			PROJECT RIVERFRONT PARK HOWARD STREET PROMENADE WAYFINDING 2018/08/09 BID SET			TYPE OF IMPROVEMENT: PARK						
				ELEVATION 1888.71	HORIZONTAL (AS NOTED)	BAR IS ONE INCH ON ORIGINAL DRAWING.								CITY PURCHASING			DRAWING NUMBER						
				CBM NO. OLD CITY #173	VERTICAL (AS NOTED)	IF NOT ONE INCH ON THIS SHEET, ADJUST SCALES ACCORDINGLY								SHEET			LANDSCAPE WAYFINDING PLAN			WP1.09			
				NAVD88 DATUM	SCALE																		
BY			REVISIONS			DATE												PI: OF 72			REVISION NO.:		



WAYFINDING DEVICE TYPE LEGEND

TYPE 1 — FOOTING

TYPE 2 — FOOTING


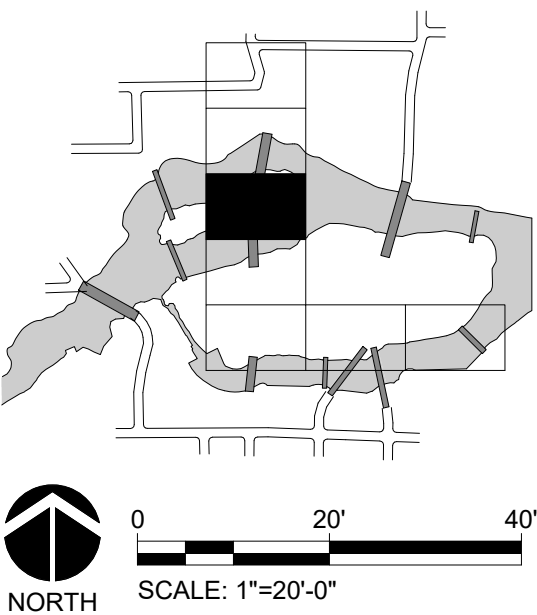
TYPE 4 — FOOTING

LAYOUT NOTES

1. NORTHINGS (N) AND EASTING (E) PROVIDED INDICATE OPPOSITE CORNER OF FOOTINGS.
2. ELEVATIONS (EL) PROVIDED INDICATE TOP OF FOOTING ELEVATION.
3. FOOTING PLINTHS ARE ABOVE TOP OF FOOTING ELEVATIONS. CONTRACTOR SHALL MARK CORNERS OF FOOTINGS IN FIELD AND INDICATE HEIGHT OF PROPOSED FINISH GRADE, AS WELL AS TOP OF FOOTING PLINTH ON THE STAKES. LAYOUT SHALL BE FIELD VERIFIED BY LANDSCAPE ARCHITECT PRIOR TO CONSTRUCTION, REFER TO GRAPHIC PACKAGE.

SYSTEM NOTES

1. REFER TO GRAPHIC PACKAGE FOR QUANTITY OF CHPL PANELS, CHPL PANEL GRAPHICS, CUTOUT STEEL GRAPHICS, AND OTHER LOCATION SPECIFIC INFORMATION.
2. THE GRAPHIC PACKAGE IS INTENDED TO CONVEY THE QUANTITY OF GRAPHICS, GRAPHIC CHARACTER, AND GRAPHIC LOCATION.
3. ALL GRAPHICS (REFER TO GRAPHIC PACKAGE) HAVE BEEN COMPLETED AND ARE READY TO PROVIDE TO A FABRICATOR FOR FABRICATION. CHPL PANEL GRAPHICS WILL BE PROVIDED IN ADOBE ILLUSTRATOR FILE FORMAT FOR FABRICATION. CUTOUT METAL GRAPHICS WILL BE PROVIDED IN ADOBE ILLUSTRATOR FILE FORMAT OR AUTOCAD V2017 FORMAT FOR FABRICATION. GRAPHIC FILES ARE AVAILABLE FROM THE LANDSCAPE ARCHITECT UPON REQUEST.



① HSP WAYFINDING PLAN - AREA 13
1" = 20'-0"

BY	REVISIONS	DATE



LOCATION: BRASS CAP IN WALL SW CORNER OF NORTH RIVER DRIVE & DIVISION		
ELEVATION: 1888.71	HORIZONTAL (AS NOTED)	BAR IS ONE INCH ON ORIGINAL DRAWING. IF NOT ONE INCH ON THIS SHEET, ADJUST SCALES ACCORDINGLY
CBM NO.: OLD CITY #173	VERTICAL (AS NOTED)	
NAVD88 DATUM	SCALE	

CURRENT DESIGN STANDARDS
CCS - ADOPTED 2/95



CITY OF SPOKANE, WASHINGTON
DEPARTMENT OF PARKS AND
808 WEST SPOKANE FALLS BLVD.
SPOKANE, WASHINGTON 99201-3343
(509) 625-6200

PROJECT: RIVERFRONT PARK
HOWARD STREET PROMENADE WAYFINDING
2018/08/09 BID SET

SHEET: LANDSCAPE
WAYFINDING PLAN

DIGITALLY SIGNED:	
TYPE OF IMPROVEMENT: PARK	
CITY PURCHASING	DRAWING NUMBER
	WP1.13
PR: OF 72	REVISION NO:



WAYFINDING DEVICE TYPE LEGEND

TYPE 1 FOOTING

TYPE 2 FOOTING

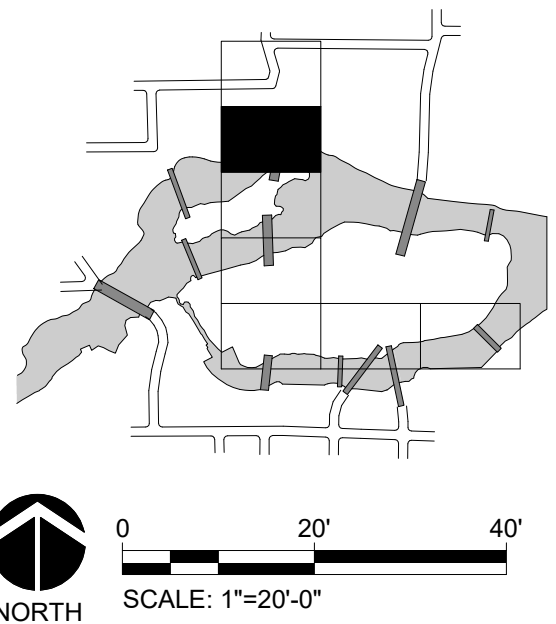
TYPE 4 FOOTING

LAYOUT NOTES

- NORTHINGS (N) AND EASTING (E) PROVIDED INDICATE OPPOSITE CORNER OF FOOTINGS.
- ELEVATIONS (EL) PROVIDED INDICATE TOP OF FOOTING ELEVATION.
- FOOTING PLINTHS ARE ABOVE TOP OF FOOTING ELEVATIONS. CONTRACTOR SHALL MARK CORNERS OF FOOTINGS IN FIELD AND INDICATE HEIGHT OF PROPOSED FINISH GRADE, AS WELL AS TOP OF FOOTING PLINTH ON THE STAKES. LAYOUT SHALL BE FIELD VERIFIED BY LANDSCAPE ARCHITECT PRIOR TO CONSTRUCTION.
- REFER TO GRAPHIC PACKAGE.

SYSTEM NOTES

- REFER TO GRAPHIC PACKAGE FOR QUANTITY OF CHPL PANELS, CHPL PANEL GRAPHICS, CUTOUT STEEL GRAPHICS, AND OTHER LOCATION SPECIFIC INFORMATION.
- THE GRAPHIC PACKAGE IS INTENDED TO CONVEY THE QUANTITY OF GRAPHICS, GRAPHIC CHARACTER, AND GRAPHIC LOCATION.
- ALL GRAPHICS (REFER TO GRAPHIC PACKAGE) HAVE BEEN COMPLETED AND ARE READY TO PROVIDE TO A FABRICATOR FOR FABRICATION. CHPL PANEL GRAPHICS WILL BE PROVIDED IN ADOBE ILLUSTRATOR FILE FORMAT FOR FABRICATION. CUTOUT METAL GRAPHICS WILL BE PROVIDED IN ADOBE ILLUSTRATOR FILE FORMAT OR AUTOCAD V2017 FORMAT FOR FABRICATION. GRAPHIC FILES ARE AVAILABLE FROM THE LANDSCAPE ARCHITECT UPON REQUEST.



1 HSP WAYFINDING PLAN - AREA 17
1" = 20'-0"

<div> PARTNERSHIP</div>			LOCATION BRASS CAP IN WALL SW CORNER OF NORTH RIVER DRIVE & DIVISION			CURRENT DESIGN STANDARDS CCS - ADOPTED 2/95			CITY OF SPOKANE, WASHINGTON		PROJECT RIVERFRONT PARK HOWARD STREET PROMENADE WAYFINDING 2018/08/09 BID SET		TYPE OF IMPROVEMENT: PARK		
			ELEVATION 1888.71		HORIZONTAL (AS NOTED)		BAR IS ONE INCH ON ORIGINAL DRAWING. 0 1"		DRAWN Author		CITY PURCHASING		DRAWING NUMBER		
			CBM NO. OLD CITY #173		VERTICAL (AS NOTED)		IF NOT ONE INCH ON THIS SHEET, ADJUST SCALES ACCORDINGLY		DESIGNED Designer		SHEET		WP1.17		
			NAVD88 DATUM		SCALE				CHECKED Checker		LANDSCAPE WAYFINDING PLAN		REVISION NO.:		
BY REVISIONS DATE						APPROVE Approver		808 WEST SPOKANE FALLS BLVD. SPOKANE, WASHINGTON 99201-3343 (509) 625-6200				IP: OF 72			



**WAYFINDING DEVICE
TYPE LEGEND**

TYPE 1

FOOTING

TYPE 2

FOOTING

TYPE 4

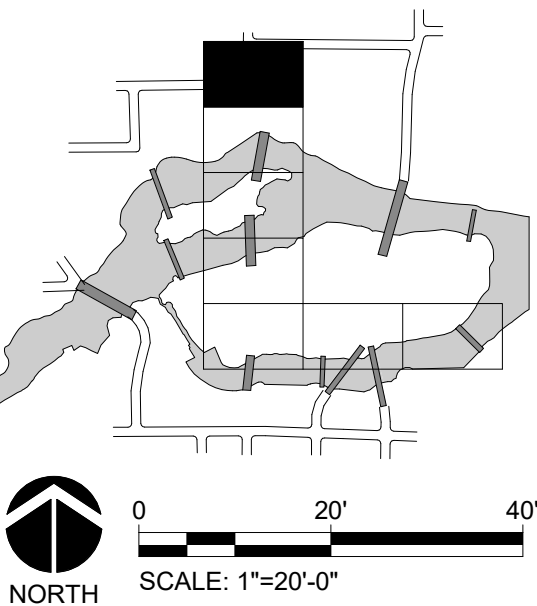
FOOTING

LAYOUT NOTES

- NORTHINGS (N) AND EASTING (E) PROVIDED INDICATE OPPOSITE CORNER OF FOOTINGS.
- ELEVATIONS (EL) PROVIDED INDICATE TOP OF FOOTING ELEVATION.
- FOOTING PLINTHS ARE ABOVE TOP OF FOOTING ELEVATIONS.
- CONTRACTOR SHALL MARK CORNERS OF FOOTINGS IN FIELD AND INDICATE HEIGHT OF PROPOSED FINISH GRADE, AS WELL AS TOP OF FOOTING PLINTH ON THE STAKES. LAYOUT SHALL BE FIELD VERIFIED BY LANDSCAPE ARCHITECT PRIOR TO CONSTRUCTION.
- REFER TO GRAPHIC PACKAGE.

SYSTEM NOTES

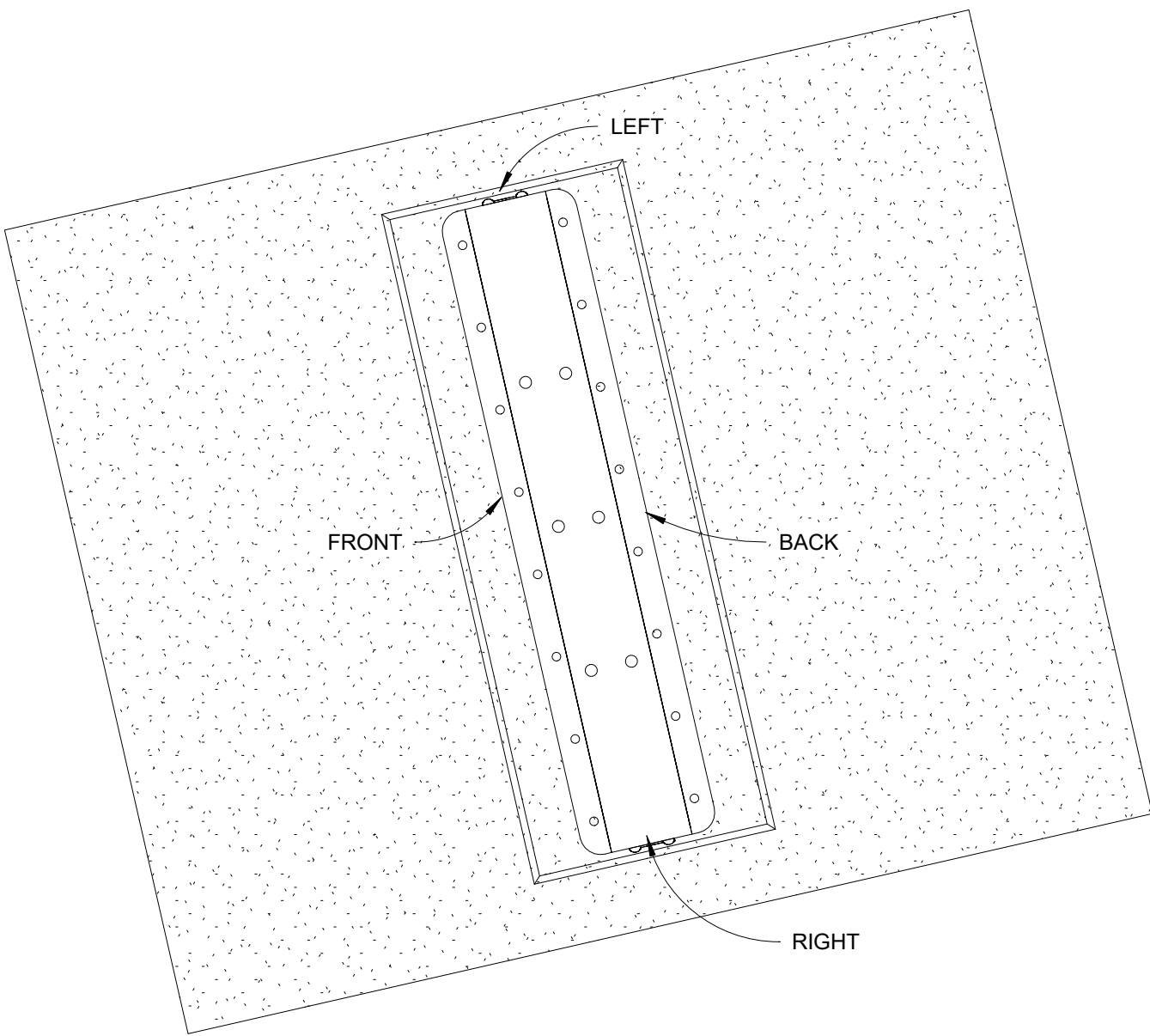
- REFER TO GRAPHIC PACKAGE FOR QUANTITY OF CHPL PANELS, CHPL PANEL GRAPHICS, CUTOUT STEEL GRAPHICS, AND OTHER LOCATION SPECIFIC INFORMATION.
- THE GRAPHIC PACKAGE IS INTENDED TO CONVEY THE QUANTITY OF GRAPHICS, GRAPHIC CHARACTER, AND GRAPHIC LOCATION.
- ALL GRAPHICS (REFER TO GRAPHIC PACKAGE) HAVE BEEN COMPLETED AND ARE READY TO PROVIDE TO A FABRICATOR FOR FABRICATION. CHPL PANEL GRAPHICS WILL BE PROVIDED IN ADOBE ILLUSTRATOR FILE FORMAT FOR FABRICATION. CUTOUT METAL GRAPHICS WILL BE PROVIDED IN ADOBE ILLUSTRATOR FILE FORMAT OR AUTOCAD V2017 FORMAT FOR FABRICATION. GRAPHIC FILES ARE AVAILABLE FROM THE LANDSCAPE ARCHITECT UPON REQUEST.



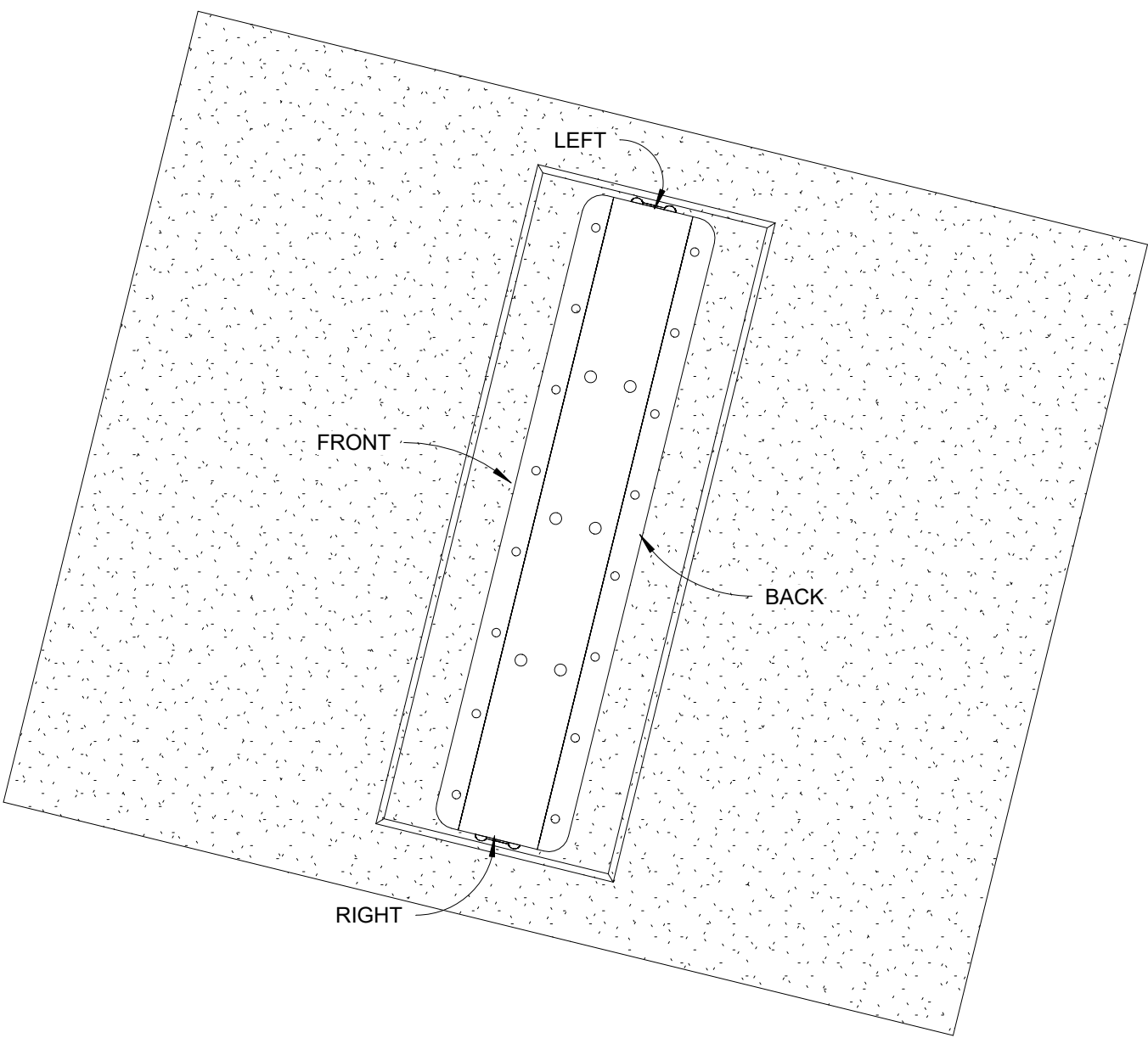
DIGITALLY SIGNED:

① HSP WAYFINDING PLAN - AREA 19
1" = 20'-0"

--	--	--	--	--	--	--	--	--	--	--	--	--	--	--	--	--	--	--	--	--	--	--	--	--	--	--	--	--	--	--	--	--	--	--	--	--	--	--	--	--	--	--	--	--	--	--	--	--	--	--	--	--	--	--	--	--	--	--	--	--	--	--	--	--	--	--	--	--	--	--	--	--	--	--	--	--	--	--	--	--	--	--	--	--	--	--	--	--	--	--	--	--	--	--	--	--	--	--	--	--	--	--	--	--	--	--	--	--	--	--	--	--	--	--	--	--	--	--	--	--	--	--	--	--	--	--	--	--	--	--	--	--	--	--	--	--	--	--	--	--	--	--	--	--	--	--	--	--	--	--	--	--	--	--	--	--	--	--	--	--	--	--	--	--	--	--	--	--	--	--	--	--	--	--	--	--	--	--	--	--	--	--	--	--	--	--	--	--	--	--	--	--	--	--	--	--	--	--	--	--	--	--	--	--	--	--	--	--	--	--	--	--	--	--	--	--	--	--	--	--	--	--	--	--	--	--	--	--	--	--	--	--	--	--	--	--	--	--	--	--	--	--	--	--	--	--	--	--	--	--	--	--	--	--	--	--	--	--	--	--	--	--	--	--	--	--	--	--	--	--	--	--	--	--	--	--	--	--	--	--	--	--	--	--	--	--	--	--	--	--	--	--	--	--	--	--	--	--	--	--	--	--	--	--	--	--	--	--	--	--	--	--	--	--	--	--	--	--	--	--	--	--	--	--	--	--	--	--	--	--	--	--	--	--	--	--	--	--	--	--	--	--	--	--	--	--	--	--	--	--	--	--	--	--	--	--	--	--	--	--	--	--	--	--	--	--	--	--	--	--	--	--	--	--	--	--	--	--	--	--	--	--	--	--	--	--	--	--	--	--	--	--	--	--	--	--	--	--	--	--	--	--	--	--	--	--	--	--	--	--	--	--	--	--	--	--	--	--	--	--	--	--	--	--	--	--	--	--	--	--	--	--	--	--	--	--	--	--	--	--	--	--	--	--	--	--	--	--	--	--	--	--	--	--	--	--	--	--	--	--	--	--	--	--	--	--	--	--	--	--	--	--	--	--	--	--	--	--	--	--	--	--	--	--	--	--	--	--	--	--	--	--	--	--	--	--	--	--	--	--	--	--	--	--	--	--	--	--	--	--	--	--	--	--	--	--	--	--	--	--	--	--	--	--	--	--	--	--	--	--	--	--	--	--	--	--	--	--	--	--	--	--	--	--	--	--	--	--	--	--	--	--	--	--	--	--	--	--	--	--	--	--	--	--	--	--	--	--	--	--	--	--	--	--	--	--	--	--	--	--	--	--	--	--	--	--	--	--	--	--	--	--	--	--	--	--	--	--	--	--	--	--	--	--	--	--	--	--	--	--	--	--	--	--	--	--	--	--	--	--	--	--	--	--	--	--	--	--	--	--	--	--	--	--	--	--	--	--	--	--	--	--	--	--	--	--	--	--	--	--	--	--	--	--	--	--	--	--	--	--	--	--	--	--	--	--	--	--	--	--	--	--	--	--	--	--	--	--	--	--	--	--	--	--	--	--	--	--	--	--	--	--	--	--	--	--	--	--	--	--	--	--	--	--	--	--	--	--	--	--	--	--	--	--	--	--	--	--	--	--	--	--	--	--	--	--	--	--	--	--	--	--	--	--	--	--	--	--	--	--	--	--	--	--	--	--	--	--	--	--	--	--	--	--	--	--	--	--	--	--	--	--	--	--	--	--	--	--	--	--	--	--	--	--	--	--	--	--	--	--	--	--	--	--	--	--	--	--	--	--	--	--	--	--	--	--	--	--	--	--	--	--	--	--	--	--	--	--	--	--	--	--	--	--	--	--	--	--	--	--	--	--	--	--	--	--	--	--	--	--	--	--	--	--	--	--	--	--	--	--	--	--	--	--	--	--	--	--	--	--	--	--	--	--	--	--	--	--	--	--	--	--	--	--	--	--	--	--	--	--	--	--	--	--	--	--	--	--	--	--	--	--	--	--	--	--	--	--	--	--	--	--	--	--	--	--	--	--	--	--	--	--	--	--	--	--	--	--	--	--	--	--	--	--	--	--	--	--	--	--	--	--	--	--	--	--	--	--	--	--	--	--	--	--	--	--	--	--	--	--	--	--	--	--	--	--	--	--	--	--	--	--	--	--	--	--	--	--	--	--	--	--	--	--	--	--	--	--	--	--	--	--	--	--	--	--	--	--	--	--	--	--	--	--	--	--	--	--	--	--	--	--	--	--	--	--	--	--	--	--	--	--	--	--	--	--	--	--	--	--	--	--	--	--	--	--	--	--	--	--	--	--	--	--	--	--	--	--	--	--	--	--	--	--	--	--	--	--	--	--	--	--	--	--	--	--	--	--	--	--	--	--	--	--	--	--	--	--	--	--	--	--	--	--	--	--	--	--	--	--	--	--	--	--	--	--	--	--	--	--	--	--	--	--	--	--	--	--	--	--	--	--	--	--	--	--	--	--	--	--	--	--	--	--	--	--	--	--	--	--	--	--	--	--	--	--	--	--	--	--	--	--	--	--	--	--	--	--	--	--	--	--	--	--	--	--	--	--	--	--	--	--	--	--	--	--	--	--	--	--	--	--	--	--	--	--	--	--	--	--	--	--	--	--	--	--	--	--	--	--	--	--	--	--	--	--	--	--	--	--	--	--	--	--	--	--	--	--	--	--	--	--	--	--	--	--	--	--	--	--	--	--	--	--	--	--	--	--	--	--	--	--	--	--	--	--	--	--	--	--	--	--	--	--	--	--	--	--	--	--	--	--	--	--	--	--	--	--	--	--	--	--	--	--	--	--	--	--	--	--	--	--	--	--	--	--	--	--	--	--	--	--	--	--	--	--	--	--	--	--	--	--	--	--	--	--	--	--	--	--	--	--	--	--	--	--	--	--	--	--	--	--	--	--	--	--	--	--	--	--	--	--	--	--	--	--	--	--	--	--	--	--	--	--	--	--	--	--	--	--	--	--	--	--	--	--	--	--	--	--	--	--	--	--	--	--	--	--	--	--	--	--	--	--	--	--	--	--	--	--	--	--	--	--	--	--	--	--	--	--	--	--	--	--	--	--	--	--	--	--	--	--	--	--	--	--	--	--	--	--	--	--	--	--	--	--	--	--	--	--	--	--	--	--	--	--	--	--	--	--	--	--	--	--	--	--	--	--	--	--	--	--	--	--	--	--	--	--	--	--	--	--	--	--	--	--	--	--	--	--	--	--	--	--	--	--





① WK TYPE 1.04 - CENTRAL GREEN
1" = 1'-0"



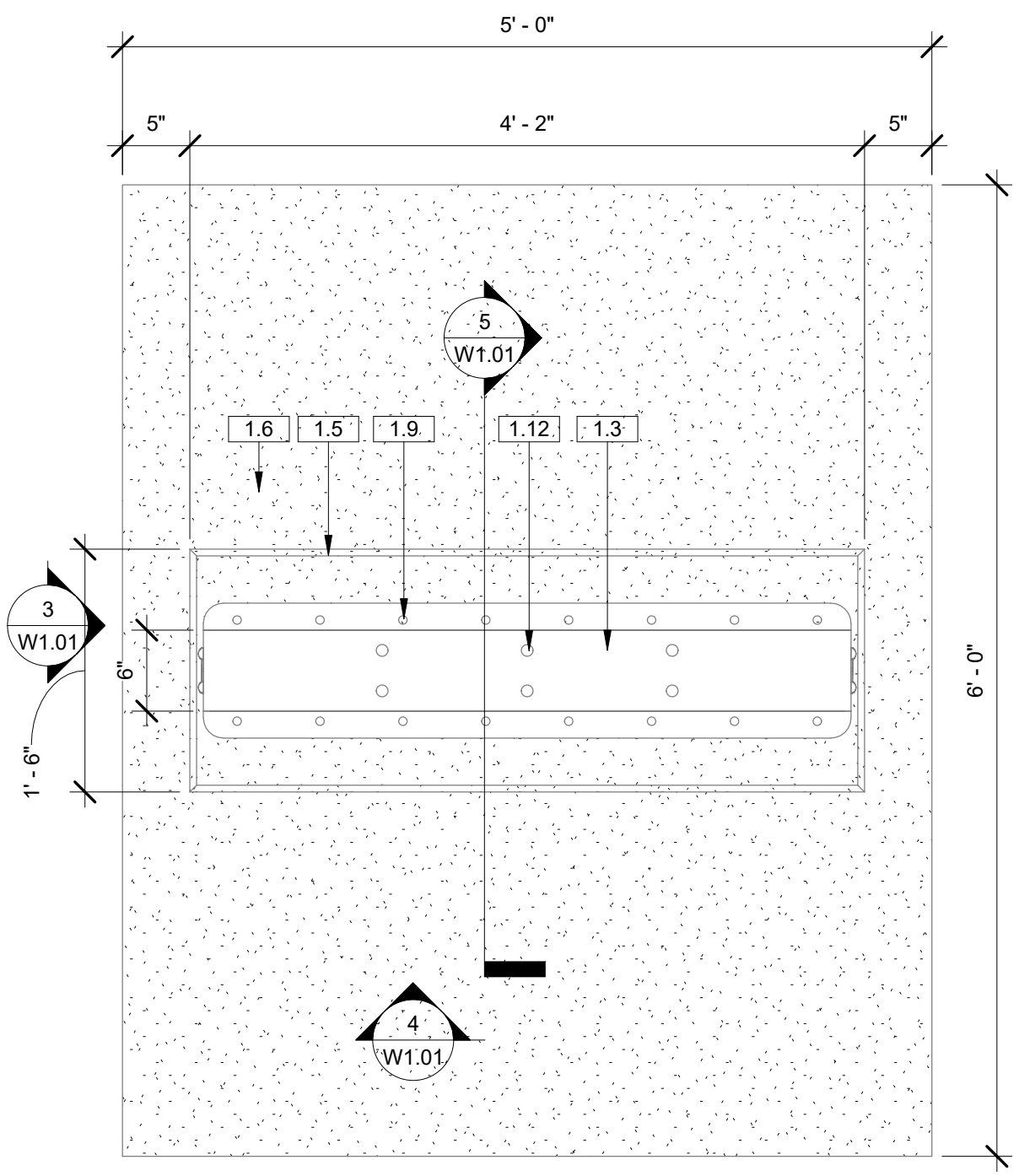
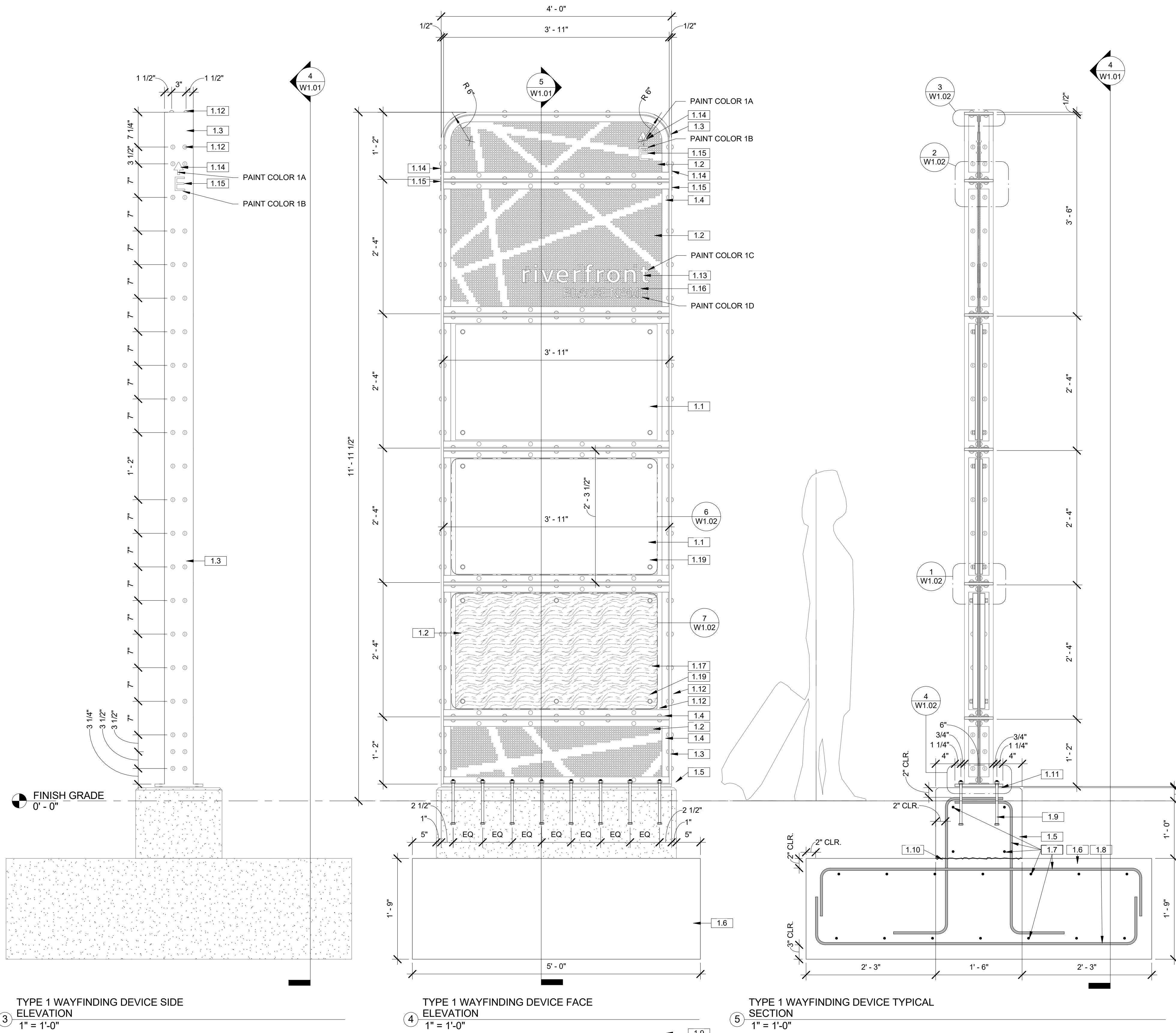
② WK TYPE 1.05 PLAYGROUND
1" = 1'-0"



DIGITALLY SIGNED:

				LOCATION: BRASS CAP IN WALL SW CORNER OF NORTH RIVER DRIVE & DIVISION			CURRENT DESIGN STANDARDS CCS - ADOPTED 2/95			CITY OF SPOKANE, WASHINGTON DEPARTMENT OF PARKS AND 808 WEST SPOKANE FALLS BLVD. SPOKANE, WASHINGTON 99201-3343 (509) 625-6200	PROJECT RIVERFRONT PARK HOWARD STREET PROMENADE WAYFINDING 2018/08/09 BID SET		TYPE OF IMPROVEMENT: PARK	
				ELEVATION: 1886.71	HORIZONTAL (AS NOTED)	BAR IS ONE INCH ON ORIGINAL DRAWING. 0 1"					CITY PURCHASING	DRAWING NUMBER		
				CBM NO. OLD CITY #173	VERTICAL (AS NOTED)	IF NOT ONE INCH ON THIS SHEET, ADJUST SCALES ACCORDINGLY					LANDSCAPE WAYFINDING TYPE 1 KEY - HSP		WK2.01	
				NAVD88 DATUM	SCALE						PF:	OF 72		REVISION NO.:
BY	REVISIONS	DATE												

Keynote Legend		
Key Value	Keynote Text	
1.1	GRAPHIC PANEL - 1/2" THICKNESS CUSTOM HIGH PRESSURE LAMINATE - 1 SIDED. ADOBE ILLUSTRATOR FILES FOR GRAPHICS AVAILABLE FROM LANDSCAPE ARCHITECT UPON REQUEST. GRAPHICS VARY BY LOCATION; REFER TO GRAPHIC PACKAGE.	
1.2	1/4" STEEL PANEL W/ PERFORATED GRAPHIC (DIGITAL FILES AVAILABLE FROM LANDSCAPE ARCHITECT UPON REQUEST). WELD TO STEEL FRAME PERIMETER AND MID-SUPPORTS	
1.3	1/2" STEEL FRAME PERIMETER AND MID-SUPPORTS. WELDED TOGETHER.	
1.4	2 X 1-1/2" X 1/4" STEEL ANGLE. MECHANICALLY ATTACH TO STEEL FRAME AND PANELS.	
1.5	C.I.P. CONC. FOOTING PLINTH W/ 3/4" CHAMFER ALONG ALL EXPOSED (TOP/VERT) EDGES W/ SMOOTH FORM FINISH. CONCRETE SHALL BE EVEN/SMOOTH ONCE FORMS ARE REMOVED AND REQUIRE NO PATCHING	
1.6	C.I.P. CONC. FOOTING OVER 95% COMPACTED SUBGRADE	
1.7	#4 BAR @ 1'-0" MAX. SPA.	
1.8	#4 BAR 8" MAX. SPA.	
1.9	ASTM F593, AISI TYPE 316, CONDITION CW HEADED STAINLESS STEEL ANCHOR BOLT. 5/8" DIA., 8" MIN. EMBED. (16) TOTAL.	
1.10	CONSTRUCTION JOINT WITH ROUGHENED SURFACE	
1.11	GROUTED JOINT WITH SSTL LEVELING WASHERS	
1.12	STEEL POP RIVET, 3/4" DIA. DOME SHAPED HEAD ON OUTSIDE FACE, 3/4" DIA. STEEL MUSHROOM CAP ON INSIDE FACE (MUSHROOM CAP TO MATCH APPEARANCE OF DOMED HEAD) INSTALL PER MFG. RECOMMENDATIONS	
1.13	1/8" THICK CUT STEEL 'RIVERFRONT' GRAPHIC, 2 PER DEVICE, FONT AS SHOWN - ELECTRONIC FILES AVAILABLE UPON REQUEST. COATED (REFER TO NOTES). ATTACH TO STEEL BEHIND(FABRICATOR TO SUBMIT ATTACHMENT DETAILS)	
1.14	1/8" THICK CUT STEEL DIRECTIONAL ARROW. 4 PER DEVICE - ELECTRONIC FILES AVAILABLE UPON REQUEST. COATED (REFER TO NOTES). ATTACH TO STEEL BEHIND (FABRICATOR TO SUBMIT ATTACHMENT DETAILS).	
1.15	1/8" THICK CUT STEEL 'DIRECTION' TEXT 4 PER DEVICE, CRESTA MEDIUM FONT, 286.5 POINT. TEXT VARIES, EITHER N, S, E, W, DEPENDING ON DEVICE ORIENTATION. NORTH FACING SIDE TO RECEIVE 'S', SOUTH FACING SIDE TO RECEIVE 'N', EAST FACING SIDE TO RECEIVE 'W', WEST FACING SIDE TO RECEIVE 'E'. COATED (REFER TO NOTES). ATTACH TO STEEL BEHIND (FABRICATOR TO SUBMIT ATTACHMENT DETAILS).	
1.16	1/8" THICK CUT STEEL 'PLACE NAME', 2 PER DEVICE, TEXT VARIES @ EA. LOCATION (CONFIRM W/ LANDSCAPE ARCHITECT, CRESTA BOLD FONT, 194 POINT, 200 TRACKING. ATTACH TO STEEL BEHIND (FABRICATOR TO SUBMIT ATTACHMENT DETAILS)	
1.17	1" THICK CROSS LAMINATED TIMBER (CLT) PANEL. (SUBMIT PRODUCT DATA PRIOR TO FABRICATION)	
1.19	1/2" DIA. SSTL HEX BOLT, NUT, & WASHER (FURNISHED BY CONTRACTOR TO CITY, INSTALLED BY CITY WITH GRAPHIC PANEL)	



STATE OF WASHINGTON

GUY MICHAELSEN

LANDSCAPE ARCHITECT

NO. 730 EXP. 2/12/2018

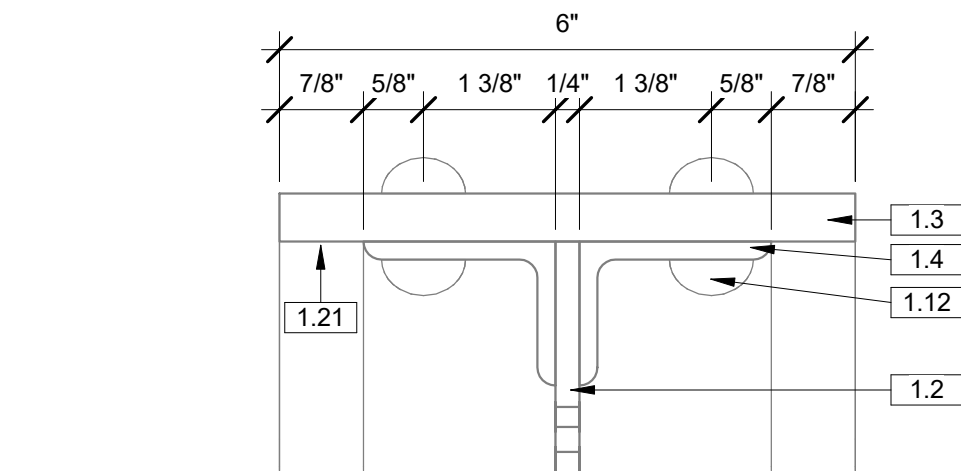
DIGITALLY SIGNED:

Wayfinding Devices 100% Update		2017/10/17	REVISIONS		DATE
BY					

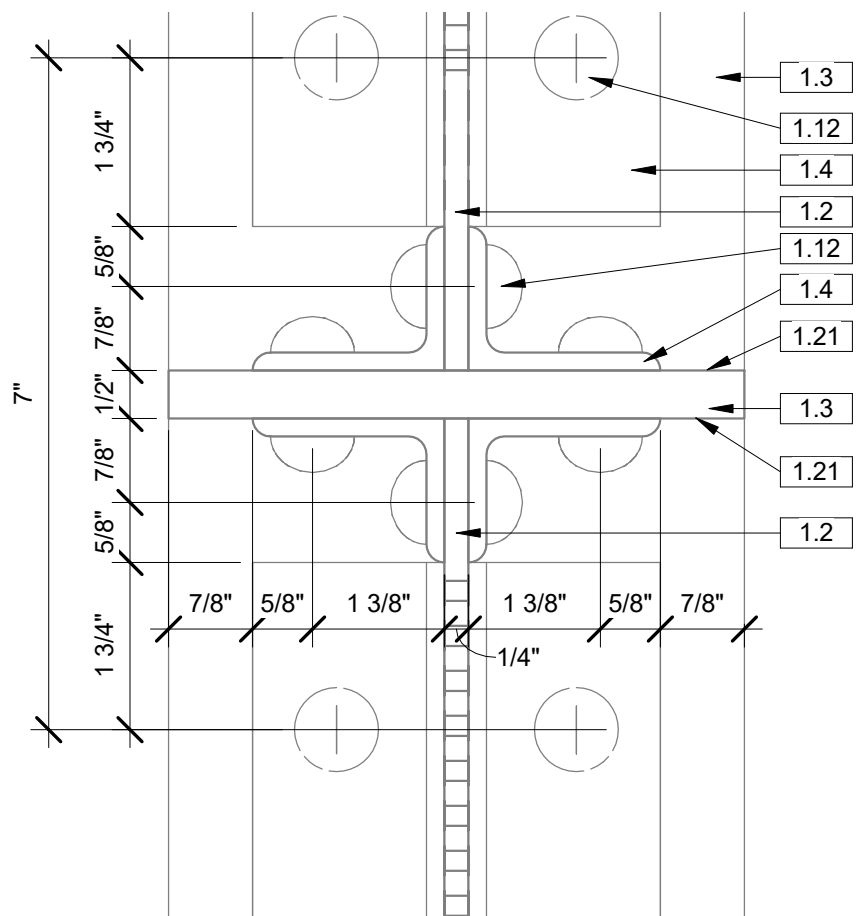
PARTNERSHIP		berger	
LOCATION: BRASS CAP IN WALL SW CORNER OF NORTH RIVER DRIVE & DIVISION		CURRENT DESIGN STANDARDS	
ELEVATION: 1888.71		CCS - ADOPTED 2/95	
CBM NO. OLD CITY #173		DRAWN: Author	
NAVD88 DATUM		DESIGNED: Designer	
SCALE		CHECKED: Checker	
BAR IS ONE INCH ON ORIGINAL DRAWING.		APPROVE: Approver	
IF NOT ONE INCH ON THIS SHEET, ADJUST SCALES ACCORDINGLY			

CITY OF SPOKANE, WASHINGTON		RIVERFRONT PARK	
DEPARTMENT OF PARKS AND		HOWARD STREET PROMENADE WAYFINDING	
808 WEST SPOKANE FALLS BLVD.		2018/08/09 BID SET	
SPOKANE, WASHINGTON 99201-3343		LANDSCAPE	
(509) 625-6200		TYPE 1 WAYFINDING DEVICE DETAILS	

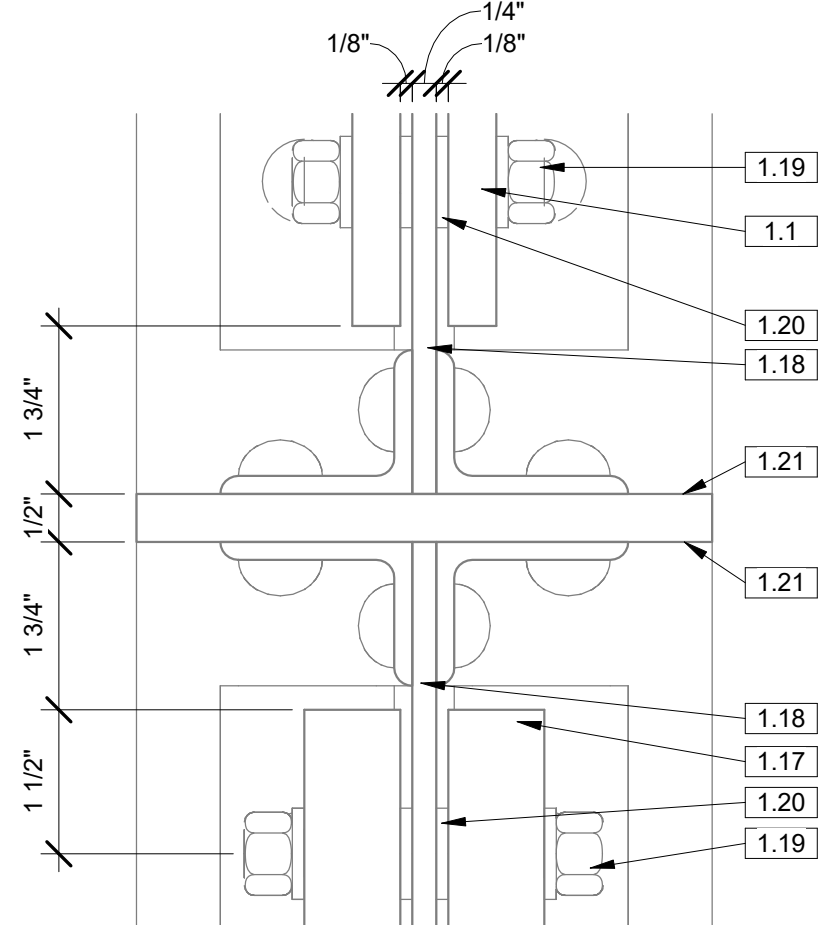
PROJECT		TYPE OF IMPROVEMENT: PARK	
SHEET		CITY PURCHASING	
		DRAWING NUMBER	
		W1.01	
		REVISION NO.	



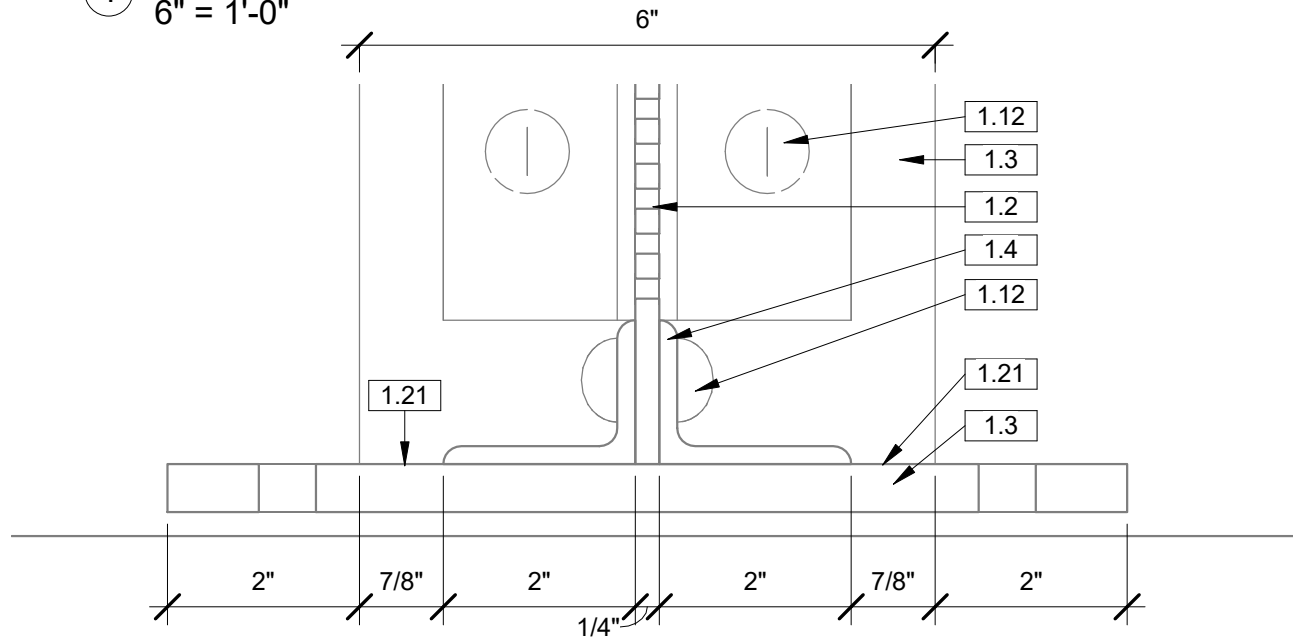
TYPE 1 WAYFINDING DEVICE TYPICAL
SECTION - Callout 3
6" = 1'-0"



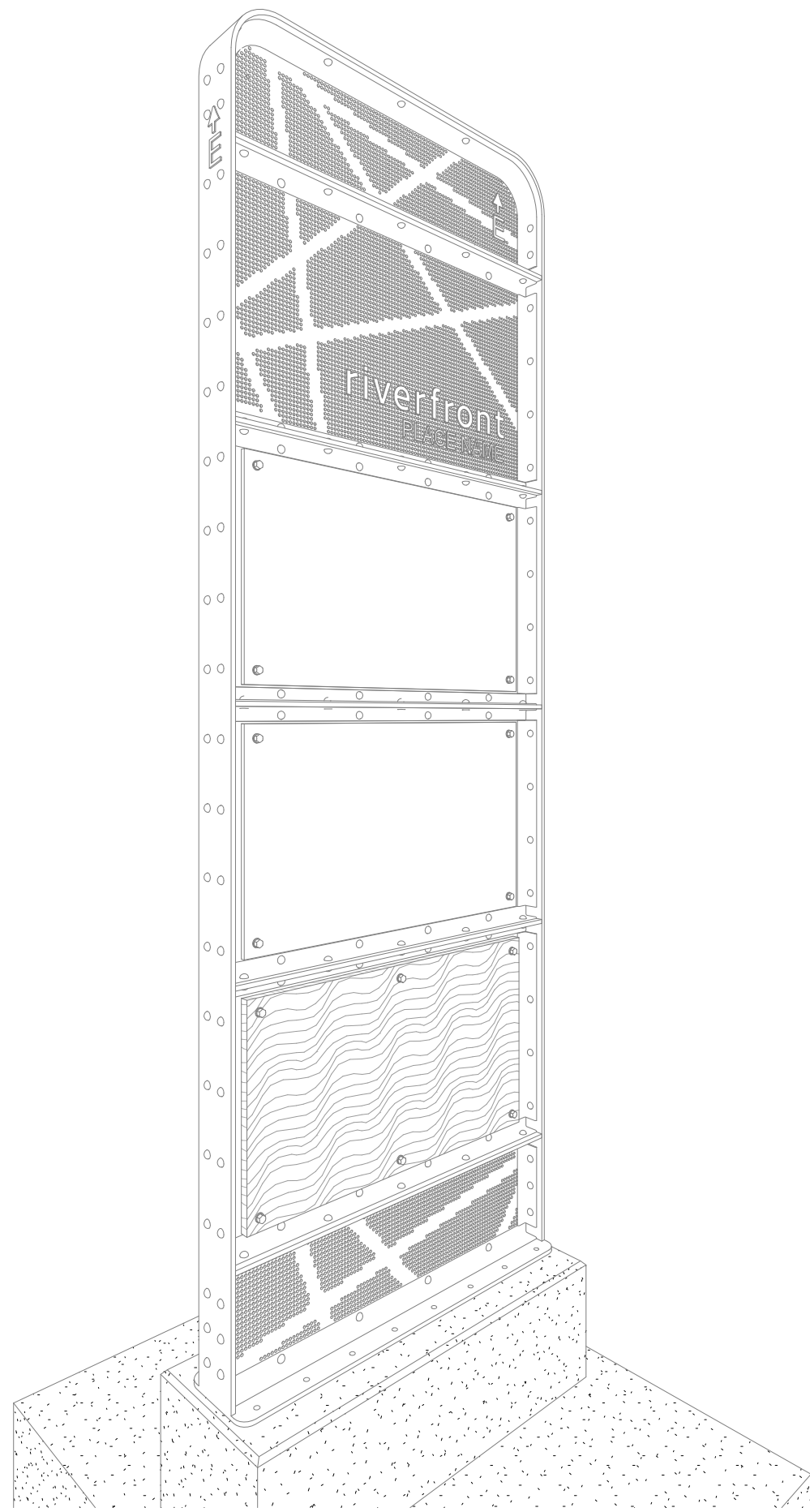
TYPE 1 WAYFINDING DEVICE TYPICAL
SECTION - Callout 2
6" = 1'-0"



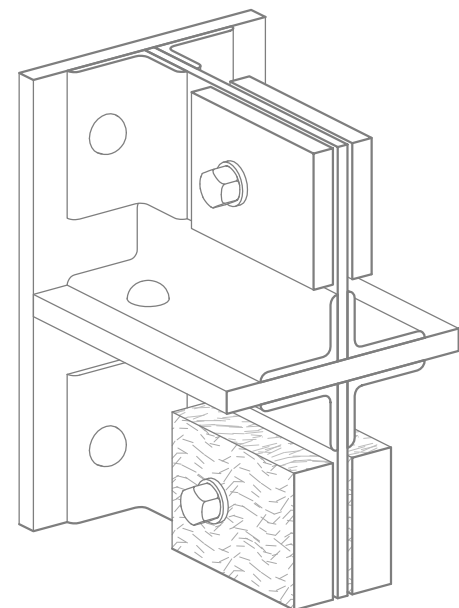
TYPE 1 WAYFINDING DEVICE TYPICAL
SECTION - Callout 1
6" = 1'-0"



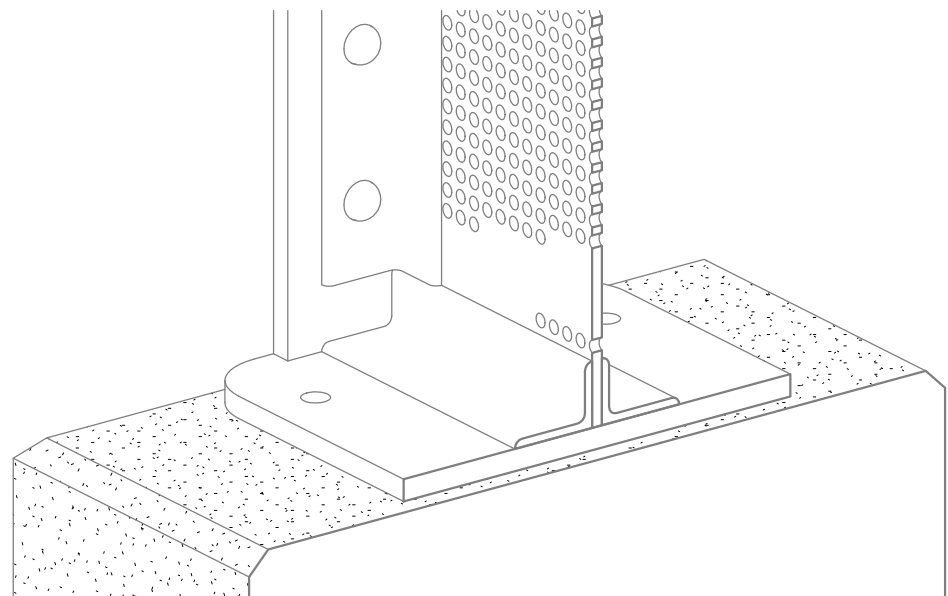
TYPE 1 WAYFINDING DEVICE TYPICAL
SECTION - Callout 4
6" = 1'-0"



TYPE 1 WAYFINDING DEVICE 3D VIEW




TYPE 1 WAYFINDING ASSEMBLY ISO
VIEW 1

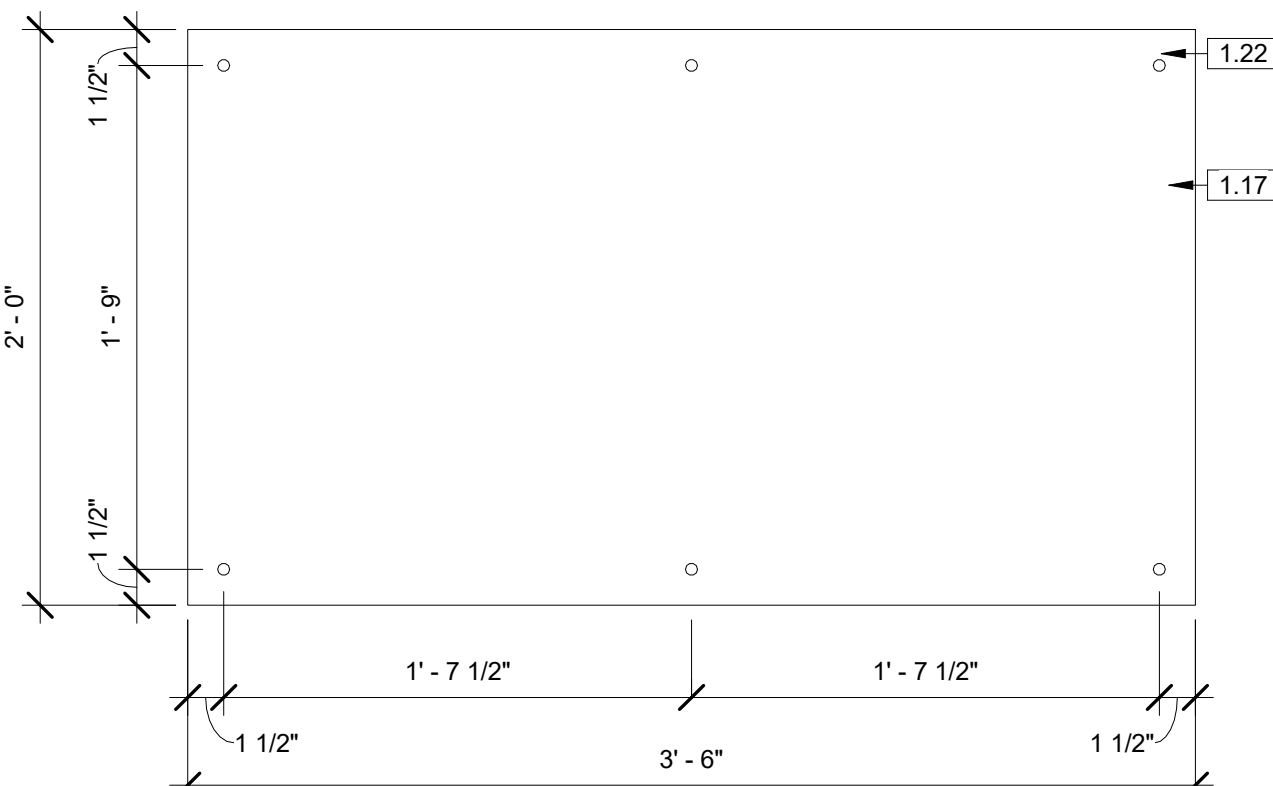


TYPE 1 WAYFINDING ASSEMBLY ISO
VIEW 2

- TYPE 1 WAYFINDING DEVICE GENERAL NOTES:
1. ALL MEMBERS SHALL BE CORTEN STEEL UNLESS NOTED OTHERWISE.
 2. WELD ALL MEMBERS TOGETHER UNLESS NOTED OTHERWISE. GRIND ALL WELDS SMOOTH.
 3. ALL TYPE 1 WAYFINDING DEVICES SHALL BE INSTALLED PLUMB.
 4. PRIOR TO CONSTRUCTION, THE CONTRACTOR SHALL SUBMIT SHOP DRAWINGS AND INFORMATION SHOWING ALL MEMBERS, MEMBER GRADES, WELDS, ATTACHMENTS, ATTACHMENT SYSTEMS, AND COATING SYSTEMS. SUBMITAL SHALL BE SUBJECT TO REVIEW, MODIFICATION AND APPROVAL BY THE LANDSCAPE ARCHITECT.
 5. UPON REQUEST OF THE CONTRACTOR, THE LANDSCAPE ARCHITECT SHALL PROVIDE DIGITAL DRAWINGS WHICH MAY BE USED BY THE CONTRACTOR FOR SHOP DRAWINGS.
 6. PRIOR TO CONSTRUCTION, THE CONTRACTOR SHALL SUBMIT A 1' SQ X 1/4" THICK CORTEN STEEL SAMPLE PANEL WITH A MINIMUM OF (2) RIVET ASSEMBLIES (POP RIVET + MUSHROOM CAP) FASTENING A 1' SECTION OF ANGLE CENTERED ON 1' SQ. WELD ANGLE ON BACK EDGE TO SHOW WELD.
 7. COATINGS FOR PAINTED (NON CORTEN) ELEMENTS: AFTER FABRICATION, PAINTED ELEMENTS SHALL BE PREPARED AND COATED AS FOLLOWS:
 - A. SURFACE PREPARATION: SSPC SP-06 COMMERCIAL BLAST.
 - B. PRIME: TNEMEC SERIES 94H20 (ZINC RICH PRIMER) APPLIED AT 2.5 TO 3.5 MILS DFT.
 - C. INTERMEDIATE: TNEMEC SERIES 27 TPOXY APPLIED AT 3.0 TO 5.0 MILS DFT.
 - D. FINISH: TNEMEC SERIES 1071 FLUORONAR APPLIED AT 2.0 - 3.0 MILS DFT.
 - E. THIS COATING SYSTEM SHALL BE APPLIED IN THE SHOP UNLESS APPROVED OTHERWISE. CONTRACTOR SHALL PROTECT COATING SYSTEM DURING TRANSPORT AND INSTALLATION.
 - F. FIELD TOUCH-UP SHALL ONLY BE ALLOWED IF APPROVED BY THE LANDSCAPE ARCHITECT. FIELD TOUCH-UP SHALL BE AS FOLLOWS:
 - a. SURFACE PREP: SSPC SP-011 POWER TOOL CLEANING TO BARE METAL AT ALL WELDED AND ABRASSED AREAS.
 - b. PRIME: TNEMEC SERIES 94H20 (ZINC RICH PRIMER) APPLIED AT 2.5 TO 3.5 MILS DFT.
 - c. INTERMEDIATE: TNEMEC SERIES 27 TPOXY APPLIED AT 3.0 TO 5.0 MILS DFT.
 - d. FINISH: TNEMEC SERIES 1071 FLUORONAR APPLIED AT 2.0 - 3.0 MILS DFT.
 - G. ALL FINISH COATS SHALL BE SERIES 1071 (SEMI-GLOSS):
 - a. COLOR 1A (DIRECTIONAL ARROW) SHALL BE: RAL 000 80 00 (PMS WARMGRAY 2C)
 - b. COLOR 1B (DIRECTION LETTER) SHALL BE: RAL 1018 (PANTONE 128 C)
 - c. COLOR 1C (RIVERFRONT) SHALL BE: RAL 000 80 00 (PMS WARMGRAY 2C)
 - d. COLOR 1D (PLACE NAME) SHALL BE: RAL 1018 (PANTONE 128 C)
 - H. PRIOR TO COATING, THE CONTRACTOR SHALL SUBMIT PHYSICAL PAINT SAMPLES USING THE ACTUAL SYSTEM AND COLORS SPECIFIED.
 - I. CONFIRM COLOR SELECTION WITH LANDSCAPE ARCHITECT PRIOR TO FINISH COATING.



TYPE 1 CHPL GRAPHIC PANEL
1 1/2" = 1'-0"




TYPE 1 WOOD PANEL
1 1/2" = 1'-0"

Keynote Legend

Key Value	Keynote Text
1.1	GRAPHIC PANEL - 1/2" THICKNESS CUSTOM HIGH PRESSURE LAMINATE - 1 SIDED. ADOBE ILLUSTRATOR FILES FOR GRAPHICS AVAILABLE FROM LANDSCAPE ARCHITECT UPON REQUEST. GRAPHICS VARY BY LOCATION; REFER TO GRAPHIC PACKAGE.
1.2	1/4" STEEL PANEL W/ PERFORATED GRAPHIC (DIGITAL FILES AVAILABLE FROM LANDSCAPE ARCHITECT UPON REQUEST). WELD TO STEEL FRAME PERIMETER AND MID-SUPPORTS
1.3	1/2" STEEL FRAME PERIMETER AND MID-SUPPORTS. WELDED TOGETHER.
1.4	2 X 1-1/2" X 1/4" STEEL ANGLE. MECHANICALLY ATTACH TO STEEL FRAME AND PANELS.
1.12	STEEL POP RIVET, 3/4" DIA. DOME SHAPED HEAD ON OUTSIDE FACE, 3/4" DIA. STEEL MUSHROOM CAP ON INSIDE FACE (MUSHROOM CAP TO MATCH APPEARANCE OF DOMED HEAD) INSTALL PER MFG. RECOMMENDATIONS
1.17	1" THICK CROSS LAMINATED TIMBER (CLT) PANEL. (SUBMIT PRODUCT DATA PRIOR TO FABRICATION)
1.18	1/4" STEEL PANEL W/ NO GRAPHIC
1.19	1/2" DIA. SSTL HEX BOLT, NUT, & WASHER (FURNISHED BY CONTRACTOR TO CITY, INSTALLED BY CITY WITH GRAPHIC PANEL)
1.20	1/8" THICK SSTL WASHER (FURNISHED BY CONTRACTOR TO CITY, INSTALLED BY CITY WITH GRAPHIC PANEL)
1.21	3/16" FILLET WELD ALL AROUND.
1.22	5/8" DIA. HOLE (CONFIRM SIZED TO ACCOMODATE 1/2" DIA. SSTL HEX BOLT)

NOTES:

GRAPHICS PANELS MUST BE LEED, GREENGUARD AND FSC CERTIFIED AND BE MANUFACTURED AS CUSTOM HIGH PRESSURE LAMINATE (CHPL). CHPL GRAPHIC SIGN MATERIAL IS COMPOSED OF SEVERAL LAYERS OF PHENOLIC RESIN IMPREGNATED KRAFT FILLER PAPER, A DIGITALLY IMAGED GRAPHIC, A LAYER OF MELAMINE RESIN, SURFACED BY A LAYER OF TRANSLUCENT EXTEIROR UV/ GRAFFITI OVERLAY PROTECTION. THE ENTIRE PANEL, INCLUDING EXTERIOR OVERLAY, MUST BE BONDED UNDER HEAT AND EXTREME PRESSURE TO FORM A COMPOSITE PANEL. THE FINISH MUST BE SMOOTHLY TEXTURED WITH REFLECTIVITY OF 30+ OR -5 GLOSS UNITS. THE CHPL GRAPHICS MUST BE WARRANTED FOR MINIMUM OF 10 YEARS AGAINST FADING, DE-LAMINATION AND WEATHER DETERIORATION. THERE SHOULD BE NO WARRANTY REQUIREMENTS FOR AN ANNUAL APPLICATION OF WATER SEALANT, NO EXCLUSIONS FOR PANELS USED IN "EXTREME TEMPERATURES" AND NO CLAUSE THAT WARRANTIES CAN BE DENIED DUE TO "IMPROPER MAINTENANCE". PANELS MUST BE ABLE TO BE CLEANED WITH ANY SOLVENT AND NOT RESTRICT USE OF PRODUCTS CONTAINING LACQUER THINNER OR ACETONE. ALL CUTTING AND FINISHING TO BE DONE USING A CNC ROUTER. GRAPHICS MUST BE MADE USING 12-COLOR HIGH DEFINITION PRINTING TECHNOLOGY. VENDOR SHALL PROVIDE A SAMPLE FROM A SUPPLIED FILE TO CONFIRM QUALITY. PANELS MUST BE ENTIRELY MADE IN THE U.S.A.




DIGITALLY SIGNED:

Wayfinding Devices 100% Update		2017/10/17	PARTNERSHIP berger		LOCATION: BRASS CAP IN WALL SW CORNER OF NORTH RIVER DRIVE & DIVISION	CURRENT DESIGN STANDARDS CCS - ADOPTED 2/95	CITY OF SPOKANE SPOKANE	CITY OF SPOKANE, WASHINGTON DEPARTMENT OF PARKS AND 808 WEST SPOKANE FALLS BLVD. SPOKANE, WASHINGTON 99201-3343 (509) 625-6200	PROJECT RIVERFRONT PARK HOWARD STREET PROMENADE WAYFINDING 2018/08/09 BID SET	TYPE OF IMPROVEMENT: PARK
REVISIONS		DATE			ELEVATION: 1888.71 CBM NO.: OLD CITY #173	HORIZONTAL (AS NOTED) VERTICAL (AS NOTED)	BAR IS ONE INCH ON ORIGINAL DRAWING. IF NOT ONE INCH ON THIS SHEET, ADJUST SCALES ACCORDINGLY	DRAWN: Author DESIGNED: Designer CHECKED: Checker APPROVED: Approver	SHEET LANDSCAPE TYPE 1 WAYFINDING DEVICE DETAILS	CITY PURCHASING DRAWING NUMBER W1.02
BY					NAVD88 DATUM	SCALE				REVISION NO.

1. ALL MEMBERS SHALL BE A36 (CORTEN) STEEL UNLESS NOTED OTHERWISE.
2. WELD ALL MEMBERS TOGETHER UNLESS NOTED OTHERWISE. GRIND ALL WELDS SMOOTH.
3. ALL POSTS SHALL BE PLUMB.
4. PRIOR TO CONSTRUCTION, THE CONTRACTOR SHALL SUBMIT SHOP DRAWINGS AND INFORMATION SHOWING ALL MEMBERS, MEMBER GRADES, WELDS, ATTACHMENTS, COATING SYSTEMS. SUBMITTAL SHALL BE SUBJECT TO REVIEW AND APPROVAL BY THE LANDSCAPE ARCHITECT.
5. UPON REQUEST OF THE CONTRACTOR, THE LANDSCAPE ARCHITECT SHALL PROVIDE DIGITAL DRAWINGS WHICH MAY BE USED BY THE CONTRACTOR FOR SHOP DRAWINGS.
6. COATINGS: AFTER FABRICATION, ALL ALUMINUM SHALL BE PREPARED AND COATED AS FOLLOWS:
 - A. SURFACE PREPARATION: SCARIFY 100% OF THE SURFACE TO BE COATED WITH A BROWN METAL PAD TO PROVIDE A UNIFORM SURFACE PROFILE.
 - B. PRIME: TNEPEC SERIES 27 TPOXY APPLIED AT 3.0 TO 5.0 MILS DFT.
 - C. FINISH: TNEPEC SERIES 1072 FLUORONAR APPLIED AT 2.0 - 3.0 MILS DFT.

THIS COATING SYSTEM SHALL BE APPLIED UNLESS OTHERWISE APPROVED OTHERWISE. CONTRACTOR SHALL PROTECT COATING SYSTEM DURING TRANSPORT AND INSTALLATION.

- E. FIELD TOUCH-UP SHALL ONLY BE ALLOWED IF APPROVED BY THE LANDSCAPE ARCHITECT. FIELD TOUCH-UP SHALL BE AS FOLLOWS:
 - a. SURFACE PREP: SCARIFY 100% OF THE SURFACE TO BE COATED WITH A BROWN METAL PAD TO PROVIDE A UNIFORM SURFACE PROFILE.
 - b. PRIME: TNEPEC SERIES 27 TPOXY APPLIED AT 3.0 TO 5.0 MILS DFT.
 - c. FINISH: TNEPEC SERIES 1072 FLUORONAR APPLIED AT 2.0 - 3.0 MILS DFT.
- F. COLOR(S):
 - a. ALL FINISH COATS SHALL BE SERIES 1072 (SATIN)
 - b. COLOR 2A (PERIMETER) SHALL BE: RAL 7026 (GRANITE)
 - c. COLOR 2B (INSET) SHALL BE: RAL 1018 (ZINC YELLOW)
 - d. COLOR 2C THE POSTS AND BASE PLATES SHALL BE: STD. TNEPEC COLOR NO. 2 PENCIL: 47GR (RGB 85, 87, 89) NO PHYSICAL SAMPLE OF THIS COLOR IS REQ'D.
- 7. PRIOR TO COATING, THE CONTRACTOR SHALL SUBMIT PHYSICAL PAINT SAMPLES USING THE ACTUAL SYSTEM SPECIFIED. THE CONTRACTOR SHALL PROVIDE THE SPECIFIED COLOR AS WELL AS THE ALTERNATE COLOR(S).
 - A. ALTERNATE COLORS FOR TYPE 2 WAYFINDING DEVICE SHALL BE:
 - a. RAL 1006 (MAIZE YELLOW)
 - b. RAL 1017 (SAFFRON YELLOW)
 - c. STD. TNEPEC COLOR: 14YW (RGB, 255, 199, 26)
 - B. CONFIRM COLOR SELECTION WITH LANDSCAPE ARCHITECT PRIOR TO FINISH COATING.




TYPE 2 WAYFINDING DEVICE PLAN - NORTH
 3/4" = 1'-0"

DIGITALLY SIGNED:

TYPE OF IMPROVEMENT:		PARK
CITY PURCHASING	DRAWING NUMBER	
	W2.02	
P#:	OF 72	REVISION NO.:

BY	REVISIONS	DATE



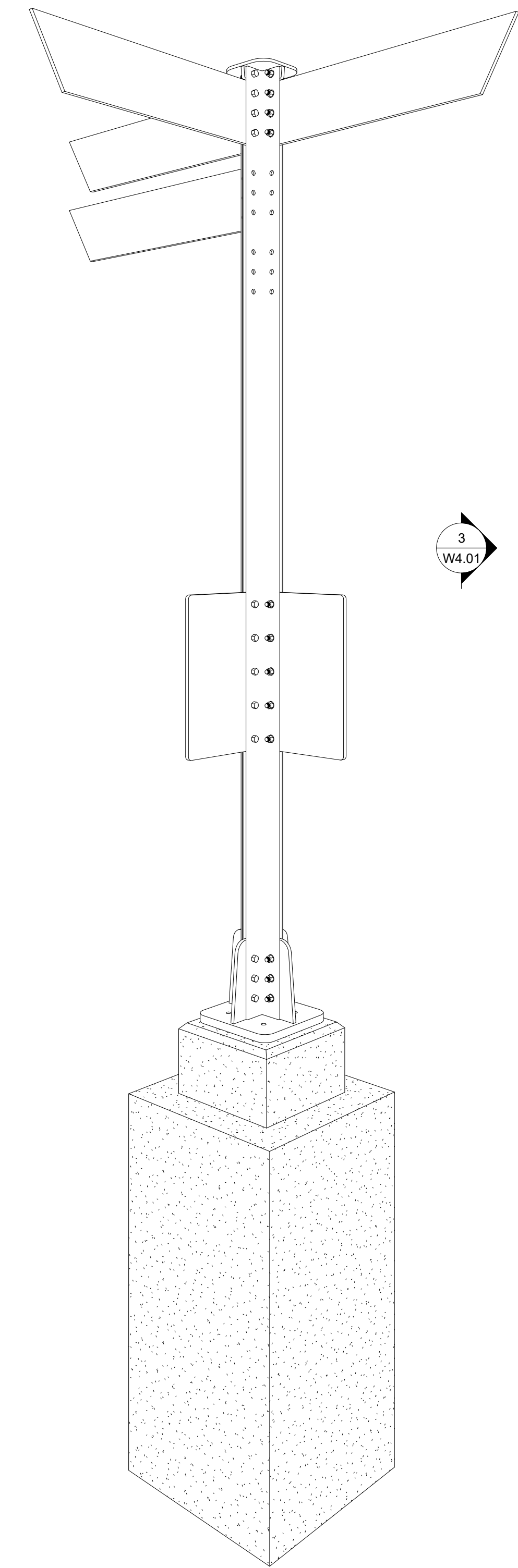
LOCATION BRASS CAP IN WALL SW CORNER OF NORTH RIVER DRIVE & DIVISION		
ELEVATION 1886.71	HORIZONTAL (AS NOTED)	BAR IS ONE INCH ON ORIGINAL DRAWING. 0  1" IF NOT ONE INCH ON THIS SHEET, ADJUST SCALES ACCORDINGLY
CBM NO. OLD CITY #173	VERTICAL (AS NOTED)	
NAVD88 DATUM	SCALE	

CURRENT DESIGN STANDARDS	
CCS - ADOPTED 2/95	
DRAWN	Author
DESIGNED	Designer
CHECKED	Checker
APPROVED	Approver

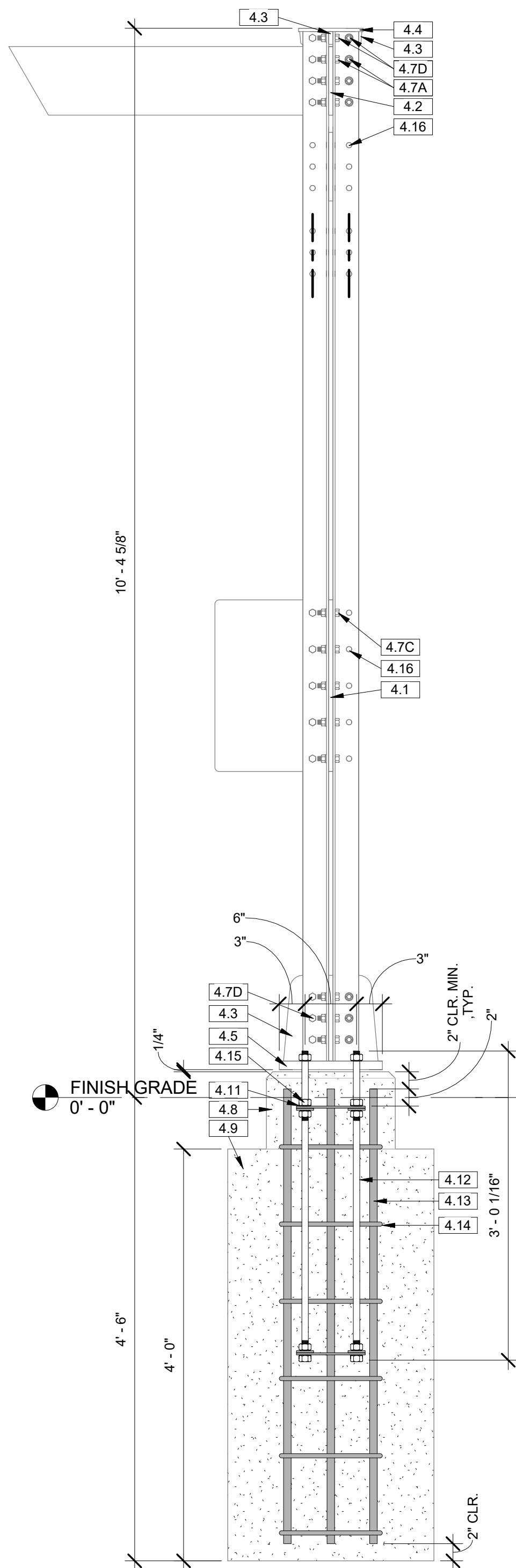


CITY OF SPOKANE, WASHINGTON
DEPARTMENT OF PARKS AND
808 WEST SPOKANE FALLS BLVD.
SPOKANE, WASHINGTON 99201-3343
(509) 625-6200

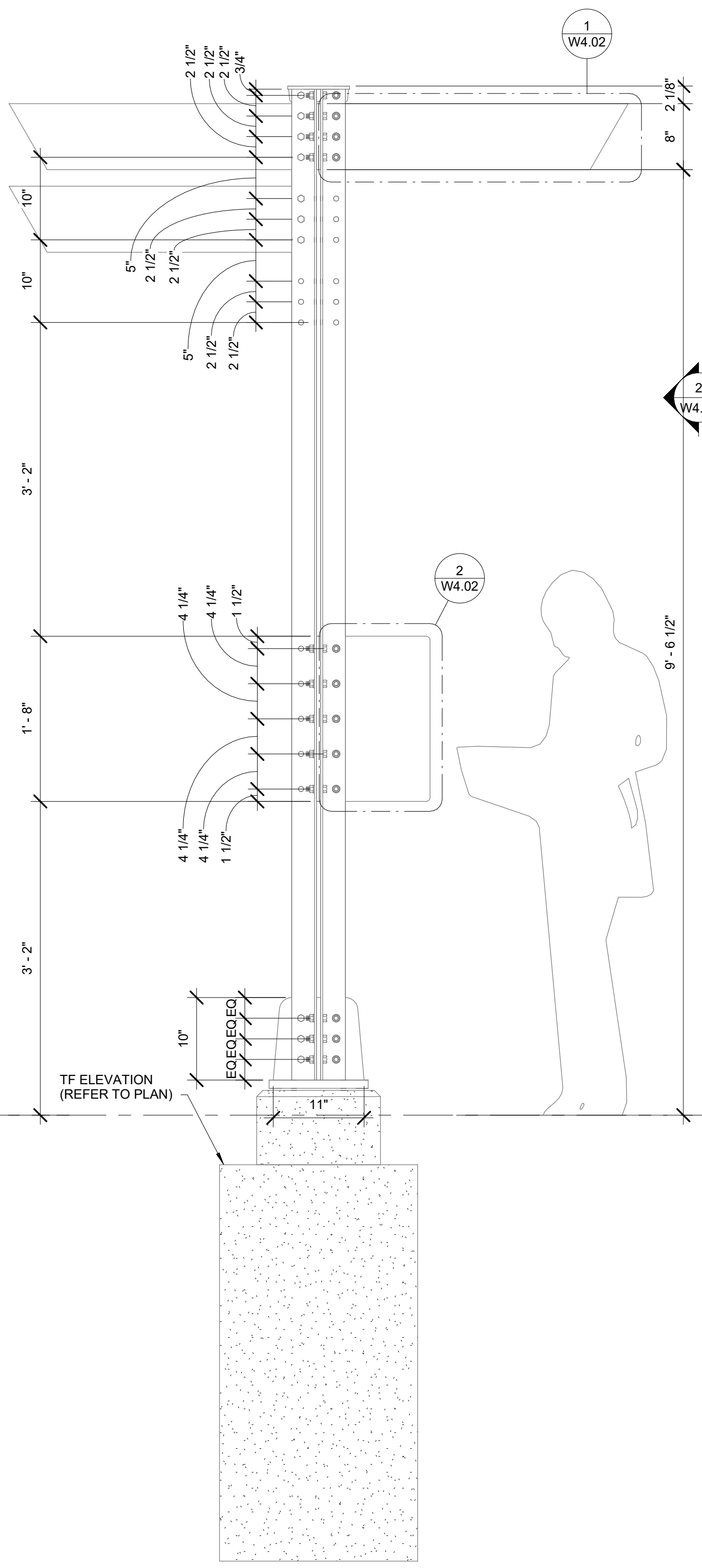
PROJECT	RIVERFRONT PARK HOWARD STREET PROMENADE WAYFINDING 2018/08/09 BID SET
SHEET	LANDSCAPE TYPE 2 WAYFINDING DEVICE DETAILS - NORTH



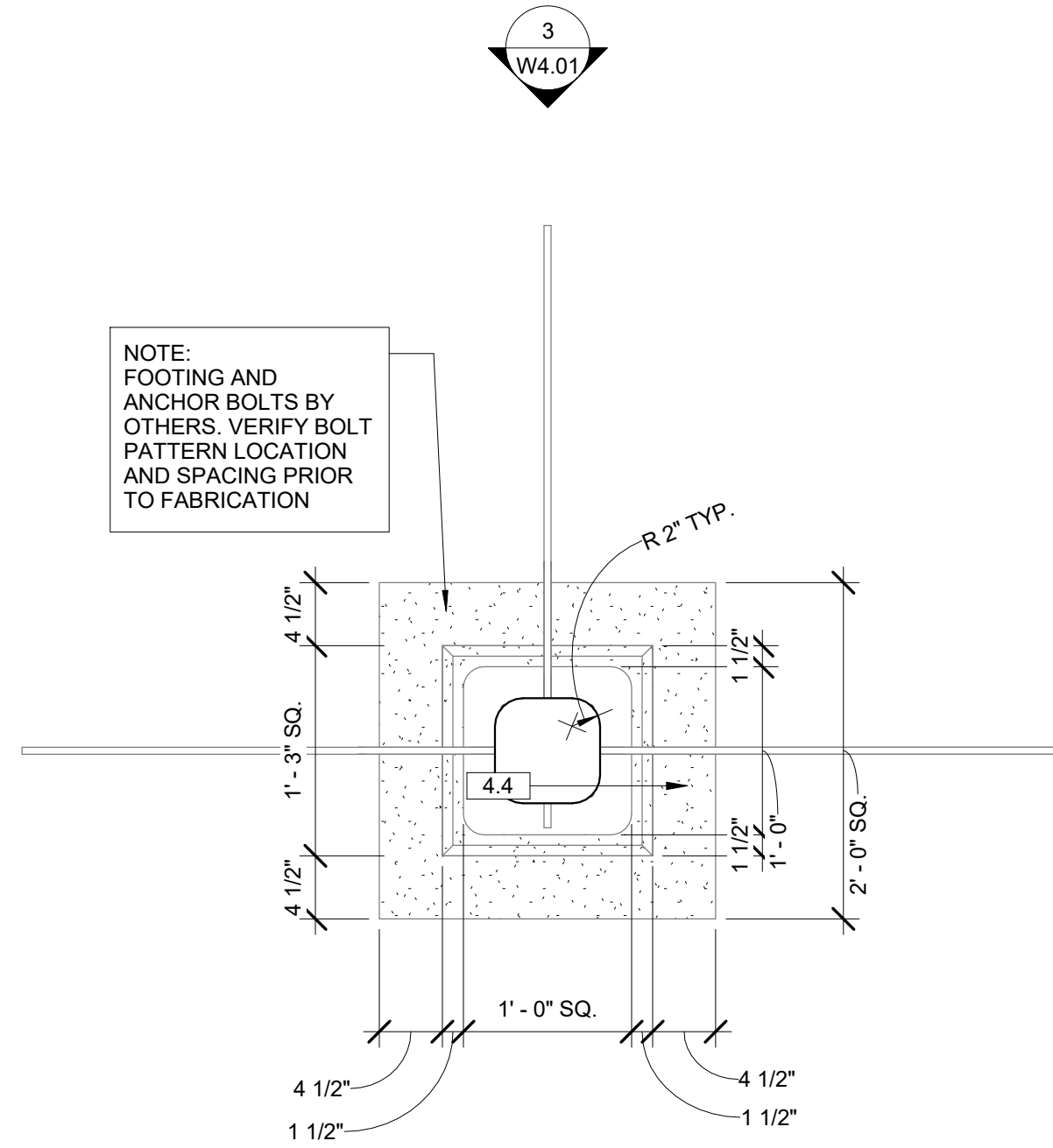
4 TYPE 4 WAYFINDING DEVICE 3D VIEW



2 TYPE 4 WAYFINDING DEVICE TYPICAL SECTION
1" = 1'-0"



3 TYPE 4 WAYFINDING DEVICE FACE ELEVATION
1" = 1'-0"



1 TYPE 4 WAYFINDING DEVICE PLAN
1" = 1'-0"

NOTE:
FOOTING AND
ANCHOR BOLTS BY
OTHERS. VERIFY BOLT
PATTERN LOCATION
AND SPACING PRIOR
TO FABRICATION

Keynote Legend

Key Value	Keynote Text
4.1	GRAPHIC PANEL - 1/2" THICKNESS CUSTOM HIGH PRESSURE LAMINATE - 2 SIDED. EA. DEVICE SHALL ACCOMMODATE A MAXIMUM OF 16 GRAPHIC PANELS (12 FLAG PANELS + 4 INFORMATION PANELS). ADOBE ILLUSTRATOR FILES FOR GRAPHICS AVAILABLE FROM LANDSCAPE ARCHITECT UPON REQUEST. GRAPHICS VARY BY LOCATION; REFER TO GRAPHIC PACKAGE.
4.2	3" X 3" X 1/4" CORTEN STEEL ANGLE - MECHANICAL ATTACHMENT ONLY, NO WELDS. EA. ANGLE SHALL BE DRILLED TO ACCOMMODATE FASTENERS TO ACCOMMODATE MAXIMUM AMOUNT OF GRAPHIC PANELS AND MECHANICAL ATTACHMENTS AS SHOWN (34 HOLES PER ANGLE)
4.3	1/2" STEEL TABS WELDED TO PLATE
4.4	3/8" X 7-1/2" STEEL PLATE CAP
4.5	1" STEEL PLATE
4.7A	1/2" DIA. SSTL HEX BOLT & NUT (GRIND/CUT BOLT FLUSH W/ NUT) - INSTALL ALL HEX BOLTS TO ACCOMMODATE CHPL FLAG GRAPHIC PANELS @ TOP LOCATION EVEN IF FLAG GRAPHIC PANELS ARE NOT PRESENT.
4.7C	1/2" DIA. SSTL HEX BOLT & NUT (GRIND/CUT BOLT FLUSH W/ NUT) - INSTALL ONLY WHERE CHPL INFORMATION GRAPHIC PANELS IS PRESENT. ANGLE(S) SHALL BE DRILLED TO ACCOMMODATE FASTENERS EVEN IF NO INFORMATION PANEL IS PRESENT.
4.7D	1/2" DIA. SSTL HEX BOLT & NUT
4.8	C.I.P. CONC. FOOTING PLINTH W/ 3/4" CHAMFER ALONG ALL EXPOSED (TOP/VERT) EDGES W/ SMOOTH FORM FINISH. CONCRETE SHALL BE EVEN/SMOOTH ONCE FORMS ARE REMOVED AND REQUIRE NO PATCHING. THIS FOOTING MAY BE PRECAST AT THE CONTRACTOR'S DISCRETION.
4.9	C.I.P. CONC. FOOTING OVER 95% COMPACTED SUBGRADE. THIS FOOTING MAY BE PRECAST AT THE CONTRACTOR'S DISCRETION.
4.11	1/4" STEEL BAR (TYP) 2" WIDE BETWEEN ADJACENT ANCHOR BOLTS EA. WAY.
4.12	ASTM F593, AISI TYPE 316, CONDITION CW HEADED STAINLESS STEEL ANCHOR BOLT. 5/8" DIA.
4.13	(8) #7 BAR SPA. EVENLY
4.14	(6) #4 BAR TIES EQ. SPA. @ 9" MAX.
4.15	DOUBLE NUTS TIGHT TO BAR
4.16	5/8" DIA. HOLE (CONFIRM SIZED TO ACCOMMODATE 1/2" DIA. SSTL HEX BOLT)



DIGITALLY SIGNED:

BY	Wayfinding Devices 100% Update	2017/10/17
	REVISIONS	DATE



LOCATION: BRASS CAP IN WALL SW CORNER OF NORTH RIVER DRIVE & DIVISION		
ELEVATION: 1888.71	HORIZONTAL (AS NOTED)	BAR IS ONE INCH ON ORIGINAL DRAWING.
CBM NO. OLD CITY #173	VERTICAL (AS NOTED)	IF NOT ONE INCH ON THIS SHEET, ADJUST SCALES ACCORDINGLY
NAVD88 DATUM	SCALE	

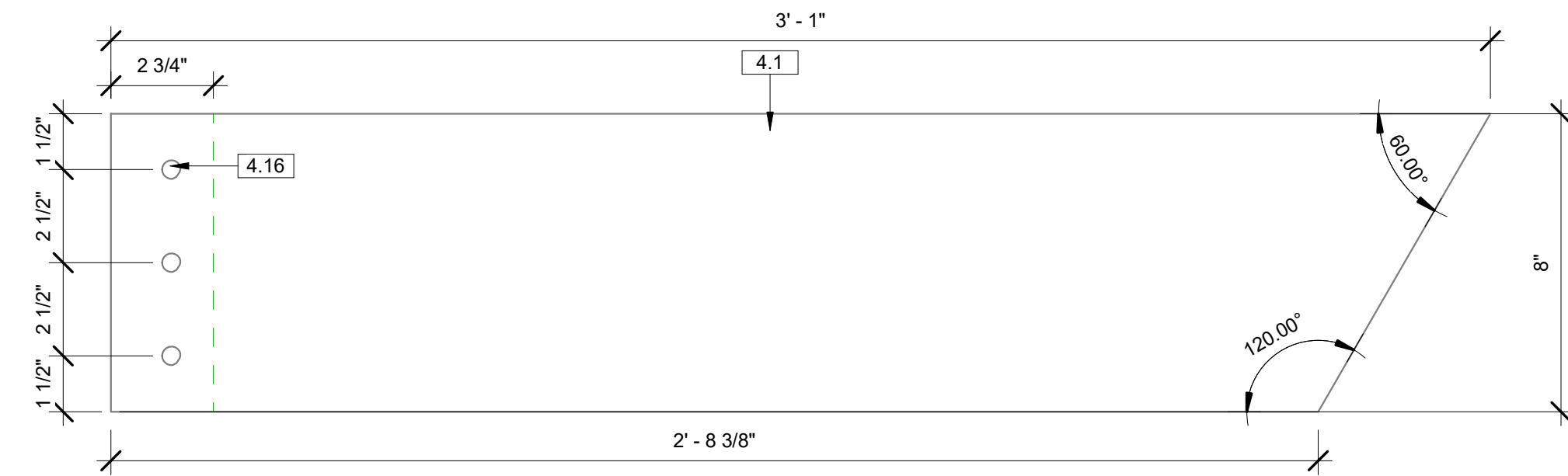
CURRENT DESIGN STANDARDS
CCS - ADOPTED 2/95



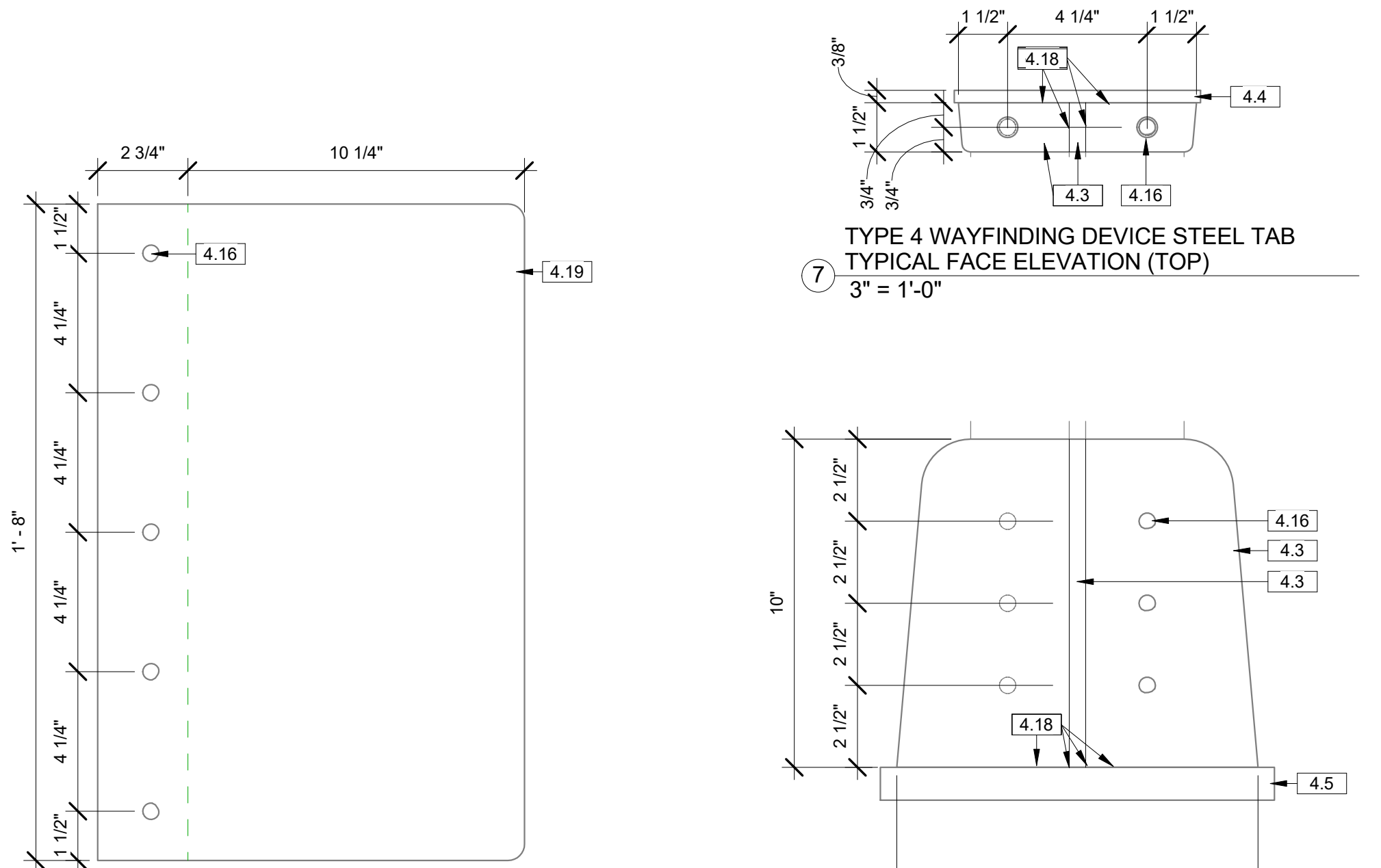
CITY OF SPOKANE, WASHINGTON
DEPARTMENT OF PARKS AND
808 WEST SPOKANE FALLS BLVD.
SPOKANE, WASHINGTON 99201-3343
(509) 625-6200

PROJECT	RIVERFRONT PARK HOWARD STREET PROMENADE WAYFINDING 2018/08/09 BID SET
SHEET	LANDSCAPE TYPE 4 WAYFINDING DEVICE DETAILS

TYPE OF IMPROVEMENT:	PARK
CITY PURCHASING	DRAWING NUMBER
	W4.01
PR: OF 72	REVISION NO.:

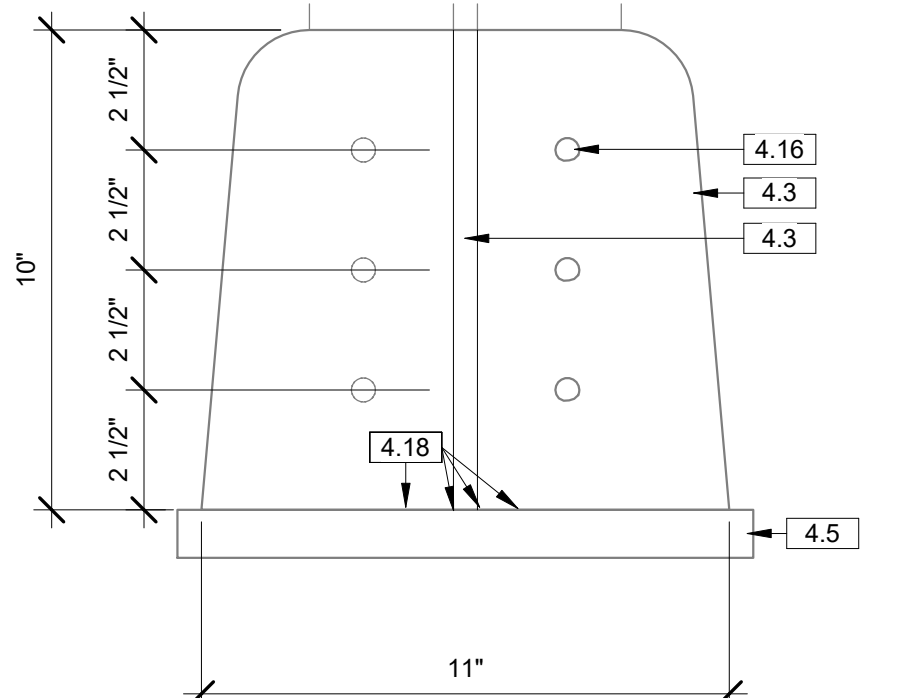


1 TYPE 4 CHPL FLAG ELEVATION
3" = 1'-0"

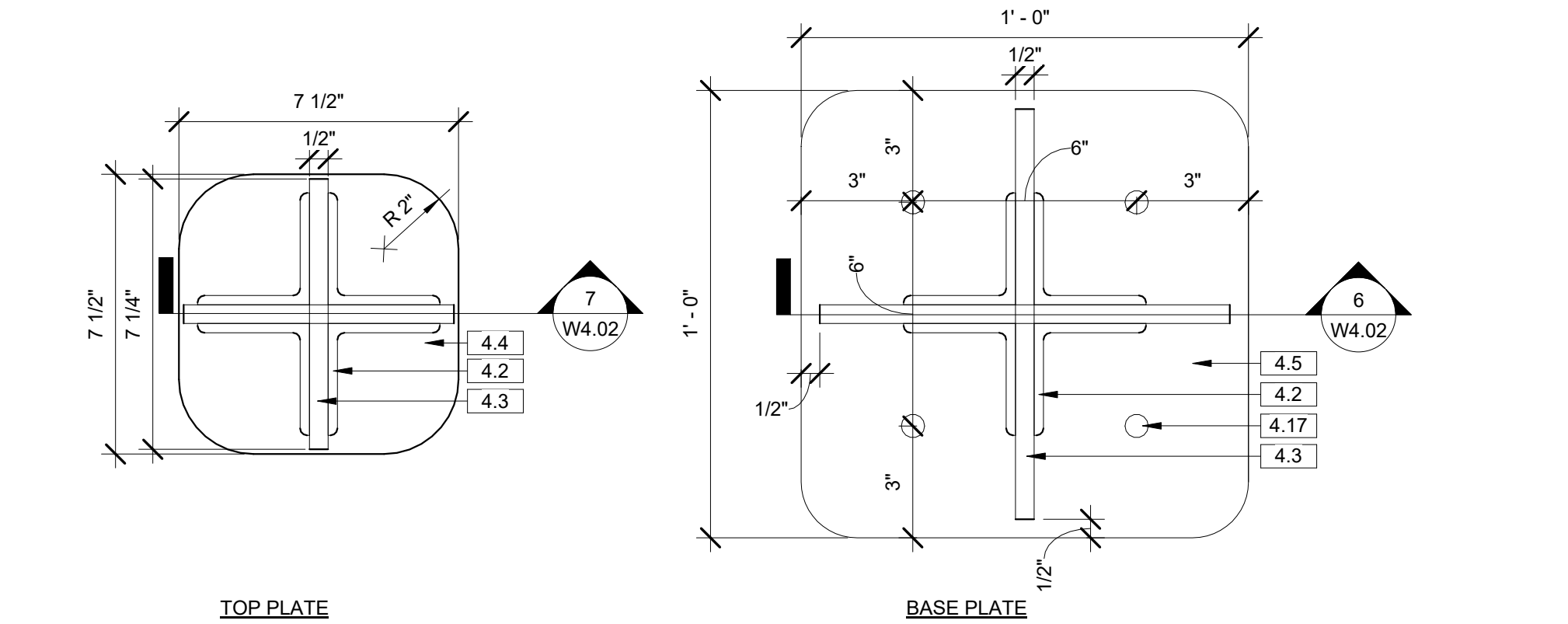


2 TYPE 4 CHPL INFORMATION PANEL ELEVATION
3" = 1'-0"

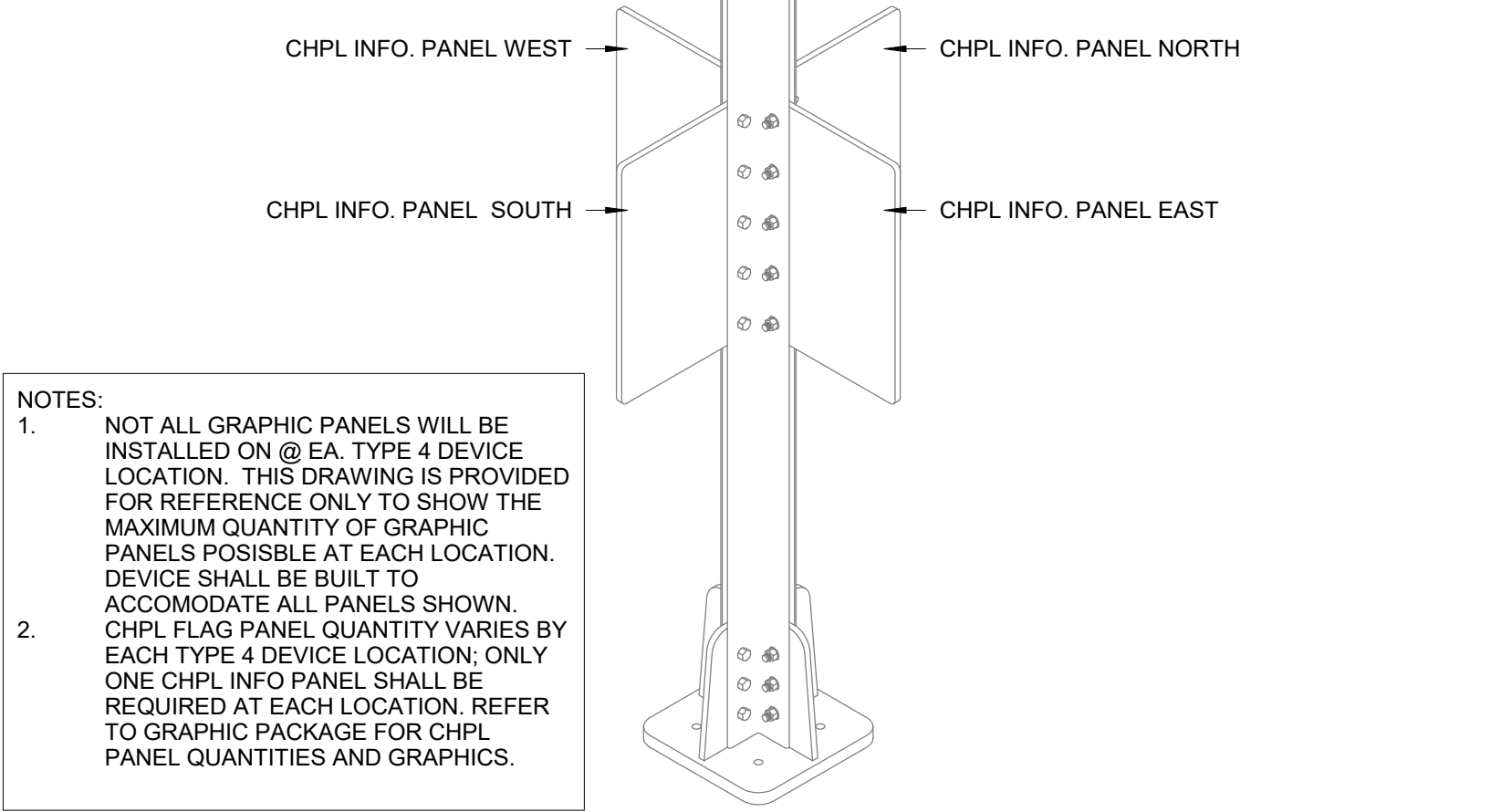
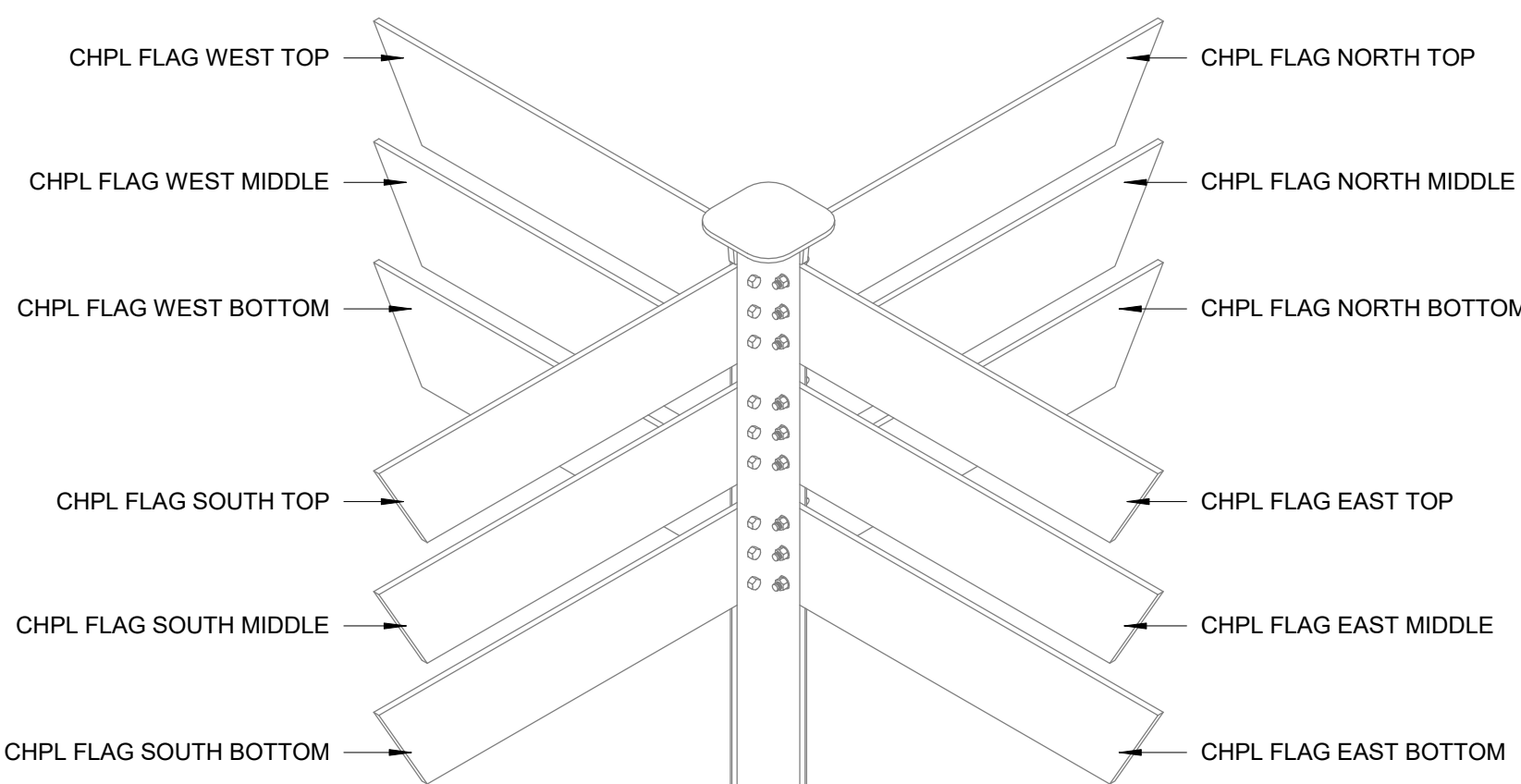
7 TYPE 4 WAYFINDING DEVICE STEEL TAB TYPICAL FACE ELEVATION (TOP)
3" = 1'-0"



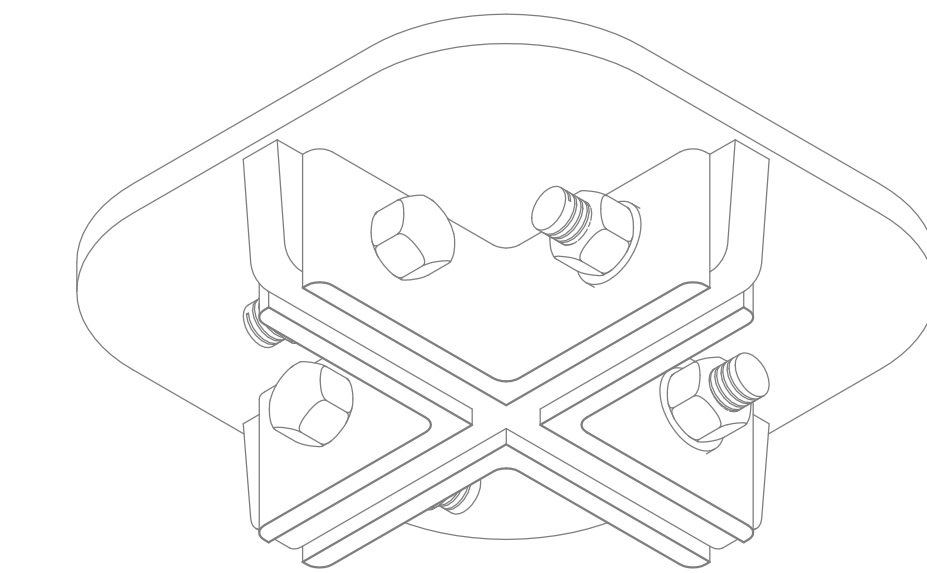
6 TYPE 4 WAYFINDING DEVICE STEEL TAB TYPICAL FACE ELEVATION (BOTTOM)
3" = 1'-0"



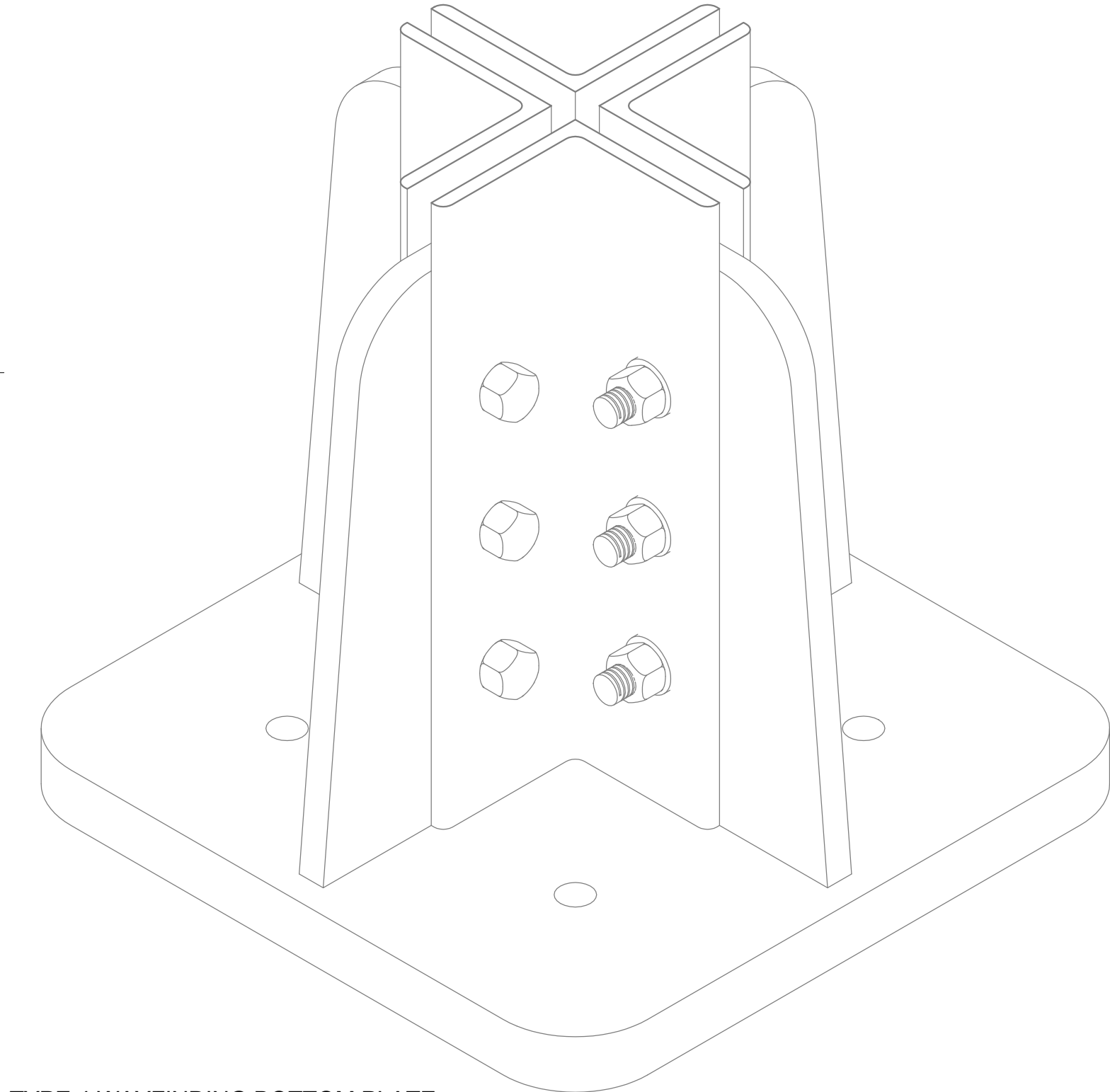
3 TYPE 4 TYPICAL BASE & TOP PLATES
3" = 1'-0"



8 TYPE 4 MAXIMUM GRAPHIC PANELS (FOR REFERENCE ONLY)



5 TYPE 4 WAYFINDING TOP PLATE ASSEMBLY ISO VIEW



4 TYPE 4 WAYFINDING BOTTOM PLATE ASSEMBLY ISO VIEW

TYPE 4 WAYFINDING DEVICE GENERAL NOTES:
1. ALL MEMBERS SHALL BE CORTEN STEEL UNLESS NOTED OTHERWISE.
2. WELD ALL MEMBERS TOGETHER UNLESS NOTED OTHERWISE. GRIND ALL WELDS SMOOTH.
3. ALL TYPE 1 WAYFINDING DEVICES SHALL BE INSTALLED PLUMB. PRIOR TO CONSTRUCTION, THE CONTRACTOR SHALL SUBMIT SHOP DRAWINGS AND INFORMATION SHOWING ALL MEMBERS, MEMBER GRADES, WELDS, ATTACHMENTS, COATING SYSTEMS. SUBMITALL SHALL BE SUBJECT TO REVIEW, MODIFICATION AND APPROVAL BY THE LANDSCAPE ARCHITECT.
4. UPON REQUEST OF THE CONTRACTOR, THE LANDSCAPE ARCHITECT SHALL PROVIDE DIGITAL DRAWINGS WHICH MAY BE USED BY THE CONTRACTOR FOR SHOP DRAWINGS.
5. PRIOR TO CONSTRUCTION, THE CONTRACTOR SHALL SUBMIT A 1' SQ X 1/4" THICK CORTEN STEEL SAMPLE PANEL WITH A MINIMUM OF (2) SSTL ANCHOR BOLT ASSEMBLIES AND A TAB WELDED ON TO SHOW WELD CONDITION.

CHPL PANEL REQUIREMENTS:
GRAPHICS PANELS MUST BE LEED, GREENGUARD AND FSC CERTIFIED AND BE MANUFACTURED AS CUSTOM HIGH PRESSURE LAMINATE (CHPL). CHPL GRAPHIC SIGN MATERIAL IS COMPOSED OF SEVERAL LAYERS OF PHENOLIC RESIN IMPREGNATED KRAFT FILLER PAPER, A DIGITALLY IMAGED GRAPHIC, A LAYER OF MELAMINE RESIN, SURFACED BY A LAYER OF TRANSLUCENT EXTERIOR UV/ GRAFFITI OVERLAY PROTECTION. THE ENTIRE PANEL, INCLUDING EXTERIOR OVERLAY, MUST BE BONDED UNDER HEAT AND EXTREME PRESSURE TO FORM A COMPOSITE PANEL. THE FINISH MUST BE SMOOTHLY TEXTURED WITH REFLECTIVITY OF 30+ OR -5 GLOSS UNITS. THE CHPL GRAPHICS MUST BE WARRANTED FOR MINIMUM OF 10 YEARS AGAINST FADING, DE-LAMINATION AND WEATHER DETERIORATION. THERE SHOULD BE NO WARRANTY REQUIREMENTS FOR AN ANNUAL APPLICATION OF WATER SEALANT, NO EXCLUSIONS FOR PANELS USED IN "EXTREME TEMPERATURES" AND NO CLAUSE THAT WARRANTIES CAN BE DENIED DUE TO "IMPROPER MAINTENANCE". PANELS MUST BE ABLE TO BE CLEANED WITH ANY SOLVENT AND NOT RESTRICT USE OF PRODUCTS CONTAINING LACQUER THINNER OR ACETONE. ALL CUTTING AND FINISHING TO BE DONE USING A CNC ROUTER. GRAPHICS MUST BE MADE USING 12-COLOR HIGH DEFINITION PRINTING TECHNOLOGY. VENDOR SHALL PROVIDE A SAMPLE FROM A SUPPLIED FILE TO CONFIRM QUALITY. PANELS MUST BE ENTIRELY MADE IN THE U.S.A.

Keynote Legend	
Key Value	Keynote Text
4.1	GRAPHIC PANEL - 1/2" THICKNESS CUSTOM HIGH PRESSURE LAMINATE - 2 SIDED. EA. DEVICE SHALL ACCOMMODATE A MAXIMUM OF 16 GRAPHIC PANELS (12 FLAG PANELS + 4 INFORMATION PANELS). ADOBE ILLUSTRATOR FILES FOR GRAPHICS AVAILABLE FROM LANDSCAPE ARCHITECT UPON REQUEST. GRAPHICS VARY BY LOCATION; REFER TO GRAPHIC PACKAGE.
4.2	3" X 3" X 1/4" CORTEN STEEL ANGLE - MECHANICAL ATTACHMENT ONLY, NO WELDS. EA. ANGLE SHALL BE DRILLED TO ACCOMMODATE FASTENERS TO ACCOMMODATE MAXIMUM AMOUNT OF GRAPHIC PANELS AND MECHANICAL ATTACHMENTS AS SHOWN (34 HOLES PER ANGLE)
4.3	1/2" STEEL TABS WELDED TO PLATE
4.4	3/8" X 7-1/2" STEEL PLATE CAP
4.5	1" STEEL PLATE
4.16	5/8" DIA. HOLE (CONFIRM SIZED TO ACCOMMODATE 1/2" DIA. SSTL HEX BOLT)
4.17	HOLE TO ACCOMMODATE 5/8" ANCHOR BOLT
4.18	3/16" FILLET WELD
4.19	GRAPHIC PANEL - 1/2" THICKNESS CUSTOM HIGH PRESSURE LAMINATE - 2 SIDED. EA. DEVICE SHALL ACCOMMODATE A MAXIMUM OF 16 GRAPHIC PANELS (12 FLAG PANELS + 4 INFORMATION PANELS). ADOBE ILLUSTRATOR FILES FOR GRAPHICS AVAILABLE FROM LANDSCAPE ARCHITECT UPON REQUEST. GRAPHICS VARY BY LOCATION; REFER TO GRAPHIC PACKAGE. ONLY ONE OF THIS SIZE PANEL SHALL BE REQUIRED AT EACH TYPE 4 DEVICE LOCATION.



DIGITALLY SIGNED:	
TYPE OF IMPROVEMENT: PARK	
CITY PURCHASING	DRAWING NUMBER
	W4.02
Re: OF 72	REVISION NO.:

Wayfinding Devices 100% Update		2017/10/17
REVISIONS		DATE
BY		
PARTNERSHIP berger		
LOCATION: BRASS CAP IN WALL SW CORNER OF NORTH RIVER DRIVE & DIVISION		
ELEVATION: 1888.71	HORIZONTAL (AS NOTED)	BAR IS ONE INCH ON ORIGINAL DRAWING.
CBM NO.: OLD CITY #173	VERTICAL (AS NOTED)	IF NOT ONE INCH ON THIS SHEET, ADJUST SCALES ACCORDINGLY
NAVD88 DATUM	SCALE	
CURRENT DESIGN STANDARDS CCS - ADOPTED 2/95		
CITY OF SPOKANE		
CITY OF SPOKANE, WASHINGTON DEPARTMENT OF PARKS AND		
808 WEST SPOKANE FALLS BLVD. SPOKANE, WASHINGTON 99201-3343 (509) 625-6200		
PROJECT RIVERFRONT PARK HOWARD STREET PROMENADE WAYFINDING 2018/08/09 BID SET		
SHEET LANDSCAPE TYPE 4 WAYFINDING DEVICE DETAILS		
TYPE OF IMPROVEMENT: PARK		
CITY PURCHASING		DRAWING NUMBER
		W4.02
Re: OF 72		REVISION NO.:

RFP #15
Wayfinding Signs

2/7/2019



			UNIT PRICES				TOTALS					
Phase	Description	Quan. Unit	Labor	Material	Equip.	Garco Sub.	Labor	Material	Equip.	Garco Sub.	TOTAL	
	Phoenix Company - Furnish Wayfinding Type 1 Signage.	2.0 EA		4,975.00			-	9,950.00		-	9,950	
	Phoenix Company - Furnish Wayfinding Type 2 Signage.	1.0 EA		36,842.00			-	36,842.00		-	36,842	
	Phoenix Company - Furnish Wayfinding Type 4 Signage.	10.0 EA		1,620.00			-	16,200.00		-	16,200	
	CLT WOOD PANELS	2.0 EA		68.89			-	137.78	-	-	138	
	CLT WOOD PANELS	4.0 MH	53.97				215.88	-	-	-	216	
	Striperite - Furnish map, directions, minimap and flag per proposal.	1.0 EA		18,530.00			-	18,530.00	-	-	18,530	
	IZONE - Furnish 1/4" and 1/2" CHPL signage per proposal.	1.0 EA		4,500.34			-	4,500.34	-	-	4,500	
	SIGN ERECTION / EQUIPMENT	2.0 WK			570.00		-	-	1,140.00		1,140	
	SIGN ERECTION / LABOR	68.0 MH	73.57				5,032.00	-	-	-	5,032	
	SIGN INSTALL / LABOR	48.0 HR.	73.57				3,552.00	-	-	-	3,552	
	SIGN INSTALL / LABOR CLEAN-UP	14.0 MH	74.00				1,036.00	-	-	-	1,036	
SUB-TOTALS							9,836	86,160	1,140	-	97,136	
							ADD-ONS:					OH&P: on Garco (as subcontractor) self-performed work.
							12.00% (of Labor, Material & Equip.)				11,656	
							OH&P: on Garco (as subcontractor) subcontracted work				-	
							SUB-TOTAL					108,792
							Insurance				1,088	
							Bond Premium				816	
							SUB-TOTAL					110,696
							B & O Tax				511	
							TOTAL - CHANGE ORDER REQUEST					\$ 111,208

SPECIFIC EXCLUSIONS:

1. WSST
2. Footing, excavation, backfill, OT labor

Quote No. IZONE 34031

November 19, 2018

Page 1 of 6



Customer Garco Construction

Reference City of Spokane Riverfront Park

Bill to

Garco Construction
Scott Battaglia
4114 East Broadway
Spokane, WA 99202
US
T: (509) 370-8767
F: (509) 535-1384
Email: scottb@garco.com

Ship to

Garco Construction
Scott Battaglia
4114 East Broadway
Spokane, WA 99202
US
T: (509) 370-8767
F: (509) 535-1384
Email: scottb@garco.com

Valid Until	01/18/2019	Revision Date	11/19/2018	Lead Time	3 - 4 Weeks	SR	Michael Dean
F.O.B.	FCA shipping point	Revision No		Ship Method	Conway	PM	Ronnie Mendoza
Terms	1/2 Down - Balance Prior to Shipping						
Project Name	City of Spokane Riverfront Park						

No.	Item	Description	Qty	UOM	Unit Price	Extension
1.	CHPL panels:1/4" XT	24 H X 42 W : 1/4" Exterior Panel Single Sided (7.000 SQ FT) FINISHING OPTIONS: Matte Finish - Exterior qty (4) 1/4" thru drill holes per panel	16	Each	150.30	2,404.80
2.	CHPL panels:1/2" XT	20 H X 13 W : 1/2" Exterior Panel Double Sided (1.806 SQ FT) FINISHING OPTIONS: Matte Finish - Exterior qty (5) 1/4" thru drill holes per panel	12	Each	86.02	1,032.24
3.	PDF Proofs	PDF Proofs for content	40	Each	0.00	0.00
4.	Lab Sample	LAB (8" x 10" crop of full size panel in laminate) for color and resolution	1	Each	25.00	25.00
5.	Set-up Fee	Set up Fee	1	Each	150.00	150.00
6.	Wrapping and Crating		1	Each	200.00	200.00
7.	Shipping and Handling	*Estimated 4 business day transit to 99202 (continued on next page)	1	Each	688.30	688.30

continued on next page

Quote No. IZONE 34031

November 19, 2018

Page 2 of 6



Customer Garco Construction

Reference City of Spokane Riverfront Park

No.	Item	Description	Qty	UOM	Unit Price	Extension
-----	------	-------------	-----	-----	------------	-----------

*Estimate does NOT include any special delivery services such as a Lift Gate, Specific Delivery Scheduling or delivery to a residential address. Additional charges may apply if such services are required at time of delivery. International shipment estimates are in US Dollars they do NOT include Brokerage fees, duties, taxes or other customs clearance costs. International customers must have a Customs Broker of their choosing to handle customs clearance of their shipment and are responsible for all associated costs.

Subtotal	4,500.34
----------	----------

Sales Tax (0 %)	0.00
-----------------	------

Deposit Required	2,250.17
------------------	----------

Total (USD)	4,500.34
--------------------	-----------------

Quote Valid Until: January 18, 2019



Terms and Conditions

Fax to 254/778-0938

STOP! Approve this agreement ONLY if you are the "Purchasing Party" (i.e., you are the person who will make the final payment)

Otherwise, immediately provide iZone with the name, phone, fax number and address of the Purchasing Party.

<input type="checkbox"/> VISA	<input type="checkbox"/> DISCOVER	<input type="checkbox"/> MASTER CARD	<input type="checkbox"/> AMERICAN EXPRESS
<input type="checkbox"/> Check here if you would also like your final invoice including shipping charged to this card.			
Card Number _____		Amount _____	
3 or 4 Digit verification code (on back of card) _____		Expiration Date _____	
SIGNATURE AUTHORIZING CREDIT CARD CHARGE _____			
Credit Card Billing Address _____		City _____	State _____ ZIP _____

Payment Terms

Payment is accepted in US funds. A conversion rate will apply to any foreign exchange payments. Payments may be made via check (must be drawn on or payable through a US bank), Credit Card, or Electronic Funds Transfer.

50% deposit due at time order is placed. Please send with signed Terms and Conditions and files. Remaining balance due prior to shipment.

Cancellation Fee

Cancellation of your order, after this agreement has been signed, will incur a cancellation fee of \$150 (+) plus any accrued lab shipping costs.

Freight Damage Claims

Freight and customs terms are prepaid and add unless otherwise specified. Shipments with any external evidence of loss or damage must be noted directly on the freight waybill or express receipt, and signed by the carrier's agent. Concealed damage must be reported to iZone within 5 days of receipt. Please keep all packaging for inspection. Damaged contents not reported within 5 days is not iZones responsibility.

Approving this sheet is your commitment to purchase the goods and services detailed in the accompanying quote and product data sheet, and constitutes a binding agreement between the purchaser (represented by the Purchasing Party) and iZone. Failure to provide signed Terms and Conditions and completed Project Data Sheet will result in a delay in your project.

ACCEPTANCE: I/we wish to proceed with the order as detailed on the referenced quote, and agree to the above Terms and Conditions.

Signed as Accepted: _____	Date: _____
Print Name: _____	Title: _____
Fed Tax ID: _____	PO #: _____



* Must be Completed for Production to Begin

Project Data Sheet

GENERAL INFORMATION:

Your PO No. (copy required)

Your Target Delivery Date (*Rush fees may apply):

Total No. of Panels No. of Original Panels:

Included panel list(attached) & qty of each

Signed Terms & Conditions

PROOFS:

Business Home

Electronic (PDF) Ship

Email

Contact

Street

City/State

Zip

Phone

PRODUCT SHIPPED TO:

Business Residential

Lift Gate (no dock)-extra charge

Delivery appt. required-extra \$

Other *Specify:*

Company

Contact

Shipping Contact Email

Street (No PO Boxes)

City

State

Phone

SHIPMENTS OUTSIDE THE U.S. REQUIRE A CUSTOMS BROKER

Broker

Acct#

Contact Name

Address

Phone

Fax

Signature

ACCOUNTS PAYABLE INFORMATION

Company

Accts Payable Contact

AP email

AP Phone

Address

SUBMIT ARTWORK:

iZone Design Guidelines met

CD/DVD

FTP location / file name

COLOR MATCHING:

Match to Pantone Solid Coated Colors

Specify:

Match to Previous iZone Job

HARDWARE:

Threaded Holes(1/4" Std.)

Thru Holes* please specify hole diameter

Panel mounts in frame

Cleats: per Izone's discretion

Panel mounts to Pedestal

Type, Manufacturer Part #, etc. - *drawing required*

* A CUSTOMER SUPPLIED TEMPLATE FOR PROPER LOCATION IS REQUIRED FOR ALL THREADED HOLES AND THRU HOLES

FINISHING DETAILS:

Eased Edges

Square Corners

Radius Corners, *Specify*

Custom Bevel, *Specify*

Index Cut

Indexed files provided

Special Cut/Panel Shape

Raw Cut, Std. on .040

Sheet Goods or Panels



Customer Resources LIMITED WARRANTY

Last Modified June 2015

iZone Imaging Limited Warranty

This warranty is effective as of May 25, 2015 for iZone Imaging products ordered on or delivered after said date.

- **Standard Interior and Exterior Applications** - iZone Imaging ("Manufacturer") warrants that under normal wear and use the workmanship and materials used in the iZone Imaging product purchased from the Manufacturer will meet the standards set forth on the applicable specification materials and that the product will not delaminate, peel, blister, crack or fade for a period ten (10) full years from the date of purchase.

(NOT PRO-RATED)

PLEASE NOTE THAT SOME DEGRADATION OF MATERIALS AND GRAPHICS OVER TIME IS CONSIDERED NORMAL WEAR, THEREFORE THIS LIMITED WARRANTY APPLIES TO QUALITIES THAT CAN BE DETECTED VISUALLY FROM A NORMAL VIEWING DISTANCE.

- **Customized Standard Exterior Horizontal Applications** (table tops, counter tops, etc.) - Manufacturer warrants that for approved standard exterior horizontal applications, under normal wear and use, the workmanship and materials used in the iZone Imaging product purchased from the Manufacturer will meet the standards set forth on the applicable specification materials and that the product will not delaminate, peel, blister, crack or fade for a period two (2) years from the date of purchase.

PLEASE NOTE THAT SOME DEGRADATION OF MATERIALS AND GRAPHICS OVER TIME IS CONSIDERED NORMAL WEAR, THEREFORE THIS LIMITED WARRANTY APPLIES TO QUALITIES THAT CAN BE DETECTED VISUALLY FROM A NORMAL VIEWING DISTANCE.

Contact the Manufacturer for specific details concerning your customized standard exterior horizontal application warranty.

In the event that the product does not perform as warranted:

- (a) Manufacturer shall be allowed to conduct an on-site inspection and investigation, or be provided digital images of defects
- (b) Manufacturer shall work directly with the end-user to resolve any warranty matter,
- (c) The sole remedy will be the repair or replacement of the defective product at the sole discretion of the Manufacturer, and/or
- (d) The repair or replacement by Manufacturer shall be limited to the remanufacture and shipment of the replacement or repaired product to the site of the end-user's product.

This warranty only applies to the manufacture and material used in the manufacture of the product. Manufacturer shall not be liable for any other costs, including but not limited to installation, labor or other costs or expenses. Any repair or replacement shall be warranted for a period up to the remaining life of the original warranty. Further the repair or replacement costs incurred by Manufacturer shall not exceed the purchase price paid for the product.



This warranty shall not apply to defects or damage arising from any of the following:

1. Accidents, abuse or misuse,
2. Willful destruction or acts of God,
3. Improper fabrication or installation

NO OTHER WARRANTIES, EXPRESS OR IMPLIED, ARE MADE, INCLUDING MERCHANTABILITY OR FITNESS FOR A PARTICULAR PURPOSE. UNDER NO CIRCUMSTANCES SHALL MANUFACTURER BE LIABLE FOR ANY LOSS OR DAMAGE ARISING FROM THE PURCHASE, USE OR INABILITY TO USE THIS PRODUCT, OR FOR ANY SPECIAL, INDIRECT, INCIDENTAL, OR CONSEQUENTIAL DAMAGES. NO ONE, INCLUDING BUT NOT LIMITED TO ANY AGENT OR EMPLOYEE OF MANUFACTURER, HAS THE AUTHORITY TO MODIFY THE OBLIGATIONS OR LIMITATIONS OF THIS WARRANTY.

This warranty gives you specific legal rights, and you may also have other rights which vary from state to state, therefore, some of the limitations stated above may not apply to you. It is to your benefit to save your documentation upon purchase of a product.

LYNN L. REYNOLDS, INC dba PHOENIX COMPANY



P.O. Box 13099 * 5405 E. Cataldo Ave.
Spokane Valley, WA 99213
PH. (509) 536-9396 FAX: (509) 535-2034
WSDOT QPL NUMBER 2005-694

Quotation - REVISED 11-6-2018

Project Name: Riverfront Park - Wayfinding Signs

Date: 11/12/2018

Bid Due: 11/12/2018

Addenda: n/a

Estimator: Shelley Connall

Item	QTY		Description	Unit	Total
1	2	EA	Type 1 - Wayfinding Device - quoted using 5/8" dia dome shaped rivets - powder coated - adding steel plate in place of signs	4,975.00	9,950.00
2	10	EA	Type 4 - Wayfinding Device - powder coated	1,620.00	16,200.00
3	1	EA	Type 2 Wayfinding Device - quoted as 1/4" plate letter wrapped with 1/4" x 4" Flatbar and powder coated	36,842.00	36,842.00
4	11	EA	HPA Benches - 22 each bench ends and 11 ea middle strap - powdercoated	1,425.00	15,675.00
			Includes all Hardware - galvanzied		
			Total		78,667.00

Notes

- Prices good for 30 days from bid date.
 - Additional shipping requests will be paid by customer
 - Allow 6 weeks for Shop Fabrication from date of approved shop drawings
 - Items referenced above are quoted as a package - pricing may differ if items are removed or not included - please contact us prior to bidding to confirm
- Material that is supplied for installation by others that is defective in any way - Purchaser of said material must contact Phoenix Co prior to contracting outside fabricator for repair and allowing for our field crews to make said repairs - Back charges for this type of repair must be agreed upon by both parties.

Inclusions

- Shop drawings
- All hardware for supplied materials - All hardware quoted as galvanized

- All material F.O.B. jobsite

Exclusions

- Retainage / Signage
- Engineering
- Sales tax
- Installation

Scott Battaglia

From: Charlie Kunkel <charlie@striperiteinc.onmicrosoft.com>
Sent: Friday, November 9, 2018 8:11 AM
To: Scott Battaglia
Subject: Re: Wayfinding Sign Quotes.

Hi Scott,

Here's that price quote for these two projects.
I know we did a test panel for Matt; He's great to work with.
Looking forward to collaborating with both of you.
My Best,

Charlie Kunkel

HSP Howard Street Promenade	Sign Quantity	Size
MAP	4	42W24H
DIRECTIONS	4	42W24H
MINIMAP Double Sided	10	13W20H
FLAG Double Sided	69	37W8H
Sign Package Price	\$ 13,711.89	

PAV Pavilion	Sign Quantity	Size
MAP	4	42W24H
DIRECTIONS	4	42W24H
MINIMAP Double Sided	2	13W20H
FLAG Double Sided	15	37W8H
Sign Package Price	\$ 4,818.27	

Material is .125 Aluminum
Digital Print with UV Laminate

Double Sided

Does Not include Mounting Hardware or Brackets

Remit To:

STAR RENTALS INC
PO BOX 3875
SEATTLE WA 98124-3875
www.starrentals.com

Invoice

Continued	Invoice#
Wed 10/17/2018	336991A-13

Bill to:

Customer #: 133743

GARCO CONSTRUCTION
GARCO CONSTRUCTION
P O BOX 2946
SPOKANE WA 99220 2946

Job Descr: US Pavilion - Promenade / Riverfront Park

PO #: 1721

Job No: 1721

Date Out Wed 9/19/2018

Terms	Aging Date
Net 10th	Wed 10/17/2018

.....Fold Here.....

.....Fold Here.....

Ordered By: Rick Vick

Used at Address

Rick 509-879-7859
US Pavilion - Promenade
N Howard & W Spokane Falls Blv
SPOKANE, WA 99201

Qty	Key	Items Rented	Ser#	Disc%	Billed To	Price
1	150-0010#G7151 Meter Out: 858.4 1day \$145.00	FORKLIFT, 16/19'5000# 4WD GEHL	RS519YH51435		Wed 10/17/2018 1:30PM	\$1,325.00
		1week \$570.00 4weeks \$1,325.00				



JOB # _____
PHASE # _____
CAT. # _____
OK'D BY _____
COMMENTS _____

Current Net 10th

Please pay from this invoice.

Rental and Sales:					SPOKANE CITY:
\$1,325.00					\$116.60
Total Amount:	\$1,441.60		Total Paid	\$0.00	Total Due \$1,441.60

509-924-8080 Phone

www.starrentals.com

509-924-1652 Fax

Open Monday through Friday 7:00 am to 5:00 PM, Closed Saturday + Sunday

Printed On Thu 10/18/2018 7:10:14AM

Software by Point-of-Rental Software www.point-of-rental.com

Modification #2

Contract-Params.SQL rpt (10)



Hill International

2/7/19

RFP#15 Promenade Wayfinding Signs

Based on the subcontractor quotes and labor hours. We believe this represents a fair and reasonable cost for this work.

Lorraine Mead



RIVERFRONT PARK MODERIZATION

Request for Proposal (RFP)

Project Name:	PROMENADES	RFP No:	20 A
Project No.	SC6B0322000	Date:	11/20/18
Owner:	Spokane Parks & Recreation		
Contractor:	Garco Construction	Architect/Eng:	Berger/Jacobs

Please furnish your proposal for performing the changes outlined below and/or detailed on the attachments referred to below. The quotation should include an itemized breakdown of contractor and subcontractor costs, including labor, materials, rentals, approved services, and equipment. It should also include any schedule impact if applicable.

Description: Provide the credit to delete the scope of work per the attached revised drawings R2 dated 11/16/18, in order to transfer this scope to the North Bank Regional Playground project in order for them to accommodate the storm water for the Sportsplex project.

Alt #8 – Soil Cells

- Refer to LM sheets.
- Refer to Vol. 3 sheet LD1.14 for details.
- Directions to Bidders:
 - Provide Base bid not including any soil cells.
 - Provide Alt bid as unit price for EA. soil cell installed.
- Contact: Shawn Freedberg [HYPERLINK](mailto:shawn@deeproot.com)
"mailto:shawn@deeproot.com"
shawn@deeproot.com



PAVING LEGEND

- ASPHALT PAVING
- CONCRETE/ UNIT PAVING

LEGEND

- SOIL CELL BELOW PAVING (REFER TO SPECS)
- EXISTING CONIFER TREE TO REMAIN (REFER TO CIVIL FOR TREE PROTECTION)
- EXISTING DECIDUOUS TREE TO REMAIN (REFER TO CIVIL FOR TREE PROTECTION)

- NOTES
- REFER TO CIVIL FOR SPOT ELEVATIONS AND SLOPES FOR THE CENTENNIAL TRAIL AND HAVERMALE PROMENADE.
 - REFER TO CIVIL FOR SD SYSTEM INCLUDING IE AND RIM ELEVATIONS. NOTIFY LANDSCAPE ARCHITECT OF ANY DISCREPANCIES PRIOR TO CONSTRUCTION.
 - REFER TO CIVIL FOR SPOT ELEVATIONS AND LAYOUT INFORMATION FOR NEW CURBS AND CURB RAMPS AT HOWARD AND MALLON.
 - FIELD VERIFY ALL MOUNDED/ DEPRESSED LANDSCAPE AREA TOPOGRAPHY W/ LANDSCAPE ARCHITECT PRIOR TO INSTALLATION OF PLANTING/MULCH/TALUS.

ABBREVIATIONS

- BOS BOTTOM OF SOIL CELL ELEVATION
- RIM DRAIN GRATE FRAME ELEVATION

WAYFINDING LEGEND

RIVERFRONT PARK
N BANK SCOPE REDUCTION
REV 2

NOV 16, 2018
B. ELLISON

1 OF 3

0 20' 40'

SCALE: 1"=20'-0"

DIGITALLY SIGNED:

TYPE OF IMPROVEMENT: PARK

CITY PURCHASING NUMBER DRAWING NUMBER

LC1.19

CATALDO AVENUE

HOWARD STREET

MALLON AVENUE

FLOUR MILL

CREDIT UNION

MATCH LINE (SEE LC1.17)

HORIZONTAL & VERTICAL CONTROL
PLAN - AREA 19
1" = 20'-0"


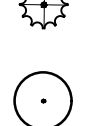


			LOCATION: BRASS CAP IN WALL SW CORNER OF NORTH RIVER DRIVE & DIVISION		CURRENT DESIGN STANDARDS CCS - ADOPTED 2/95		CITY OF SPOKANE, WASHINGTON DEPARTMENT OF PARKS AND RECREATION 808 WEST SPOKANE FALLS BLVD. SPOKANE, WASHINGTON 99201-3343 (509) 625-6200		PROJECT TITLE: RIVERFRONT PARK NORTH HOWARD STREET PROMENADE 90% DESIGN SUBMITTAL		SHEET TITLE: LANDSCAPE HORIZONTAL & VERTICAL CONTROL PLAN		CITY PURCHASING NUMBER DRAWING NUMBER LC1.19	
BY	REVISIONS	DATE	NAVD88 DATUM	SCALE	BAR IS ONE INCH ON ORIGINAL DRAWING. IF NOT ONE INCH ON THIS SHEET, ADJUST SCALES ACCORDINGLY	DRAWN DESIGNED CHECKED APPROVED	Author Designer Checker Approver							

LANDSCAPE NOTES:

1. THE CONTRACTOR SHALL MAINTAIN A QUALIFIED SUPERVISOR ON THE SITE AT ALL TIMES DURING CONSTRUCTION THROUGH COMPLETION OF FINAL PUNCHLIST WORK.
2. THE CONTRACTOR SHALL VERIFY ALL PLANT MATERIAL QUANTITIES PRIOR TO INSTALLATION. ANY PLANT MATERIAL QUANTITIES LISTED ARE FOR THE CONVENIENCE OF THE CONTRACTOR. ACTUAL NUMBER OF SYMBOLS, OR AREA DEFINED SHALL HAVE PRIORITY OVER QUANTITY LISTED.
3. THE CONTRACTOR SHALL FURNISH AND PAY FOR ALL CONTAINER OR FIELD GROWN TREES, SHRUBS AND VINES, INCLUDING SODDED TURF AND GROUNDCOVER. THE CONTRACTOR SHALL ALSO BE RESPONSIBLE AND PAY FOR: PLANTING OF ALL PLANT MATERIALS; THE SPECIFIED GUARANTEE OF ALL PLANT MATERIALS; THE STAKING AND GUYING OF TREES AND THE CONTINUOUS PROTECTION OF ALL PLANT MATERIALS UPON THEIR ARRIVAL AT THE SITE.
4. GROUNDCOVER PLANTING (WHERE SPECIFIED) SHALL BE CONTINUOUS UNDER ALL TREES AND SHRUB MASSES AS SHOWN ON PLAN.
5. ALL PLANT MATERIAL SHALL BE SUBJECT TO APPROVAL BY THE LANDSCAPE ARCHITECT AND/OR OWNER PRIOR TO INSTALLATION.
6. CONTRACTOR TO PLACE TOP SOIL TO A DEPTH OF 6", UNLESS OTHERWISE NOTED. REFER TO SPECIFICATIONS FOR IMPORT TOPSOIL CHARACTERISTICS. TOPSOIL SHALL BE NONTOXIC, FREE OF NOXIOUS WEEDS, GRASS, BRUSH, STICKS, OR ROCKS GREATER THAN 1/2" IN DIAMETER UNLESS OTHERWISE NOTED. SUBMIT SAMPLE TO LANDSCAPE ARCHITECT FOR REVIEW AND APPROVAL PRIOR TO PLACEMENT.
7. CONTRACTOR TO RAKE FINISH GRADE SMOOTH AND NATURAL. REFER TO CIVIL GRADING PLANS FOR SLOPE DELINEATIONS AND GRADES.
8. CONTRACTOR TO PLACE TWO APPLICATIONS OF PRE-EMERGENT HERBICIDE (ABOVE AND BELOW) TOP DRESSING (MULCH) IN PLANTER BEDS; PRE-EMERGENT TO CONSIST OF +/-2% ACTIVE INGREDIENT (A-A-A TRIFLORD-2, 6-DINTRO-N, N-DIPROPYL-P-TOLUIDINE) & +/-98% INACTIVE INGREDIENT. "GREEN GOLD" BY LEBANON CHEMICAL OR APPROVED EQUAL.
9. LAWN AREAS TO BE EDGED PER DETAIL #5, SHEET LD2.06.
10. CONTRACTOR TO INSTALL SOD IN ALL TURF AREAS, UNLESS OTHERWISE NOTED.
RIVERFRONT PARK STANDARD SEED MIX:
 - a. RUBIX KENTUCKY BLUEGRASS 6.57%
 - b. MIDNIGHT KENTUCKY BLUEGRASS 24.57%
 - c. LUCKY STAR KENTUCKY BLUEGRASS 24.06%
 - d. JUMPSTART KENTUCKY BLUEGRASS 23.84%
 - e. FULL MOON KENTUCKY BLUEGRASS 14.83%
 - f. PROVACATIVE PERENNIAL RYEGRASS 4.68%
 - g. OTHER CROP & INERT MATTER 1.45%
11. ALL INSTALLED PLANT MATERIAL SHALL CONFORM TO THE CURRENT AMERICAN ASSOCIATION OF NURSERYMAN'S NATIONAL STANDARD SPECIFICATIONS.
12. ALL PLANT MATERIAL INSTALLED BY CONTRACTOR SHALL BE WARRANTED FOR ONE YEAR FROM DATE OF FINAL ACCEPTANCE. LANDSCAPE CONTRACTOR SHALL REMOVE AND REPLACE ALL DEAD AND/OR DYING PLANT MATERIAL (EXCEPT THOSE DUE TO VANDALISM OR NEGLIGENCE) WITH PLANT MATERIAL EQUAL TO THE INSTALLED MATERIAL. GUARANTEE TO BE WRITTEN, DATED, AND SIGNED BY CONTRACTOR ON CONTRACTOR'S LETTERHEAD.
13. CONTRACTOR TO PLACE A THREE (3") INCH DEPTH OF FINE GRADE FIR/LARCH BARK MULCH IN ALL PLANTER BEDS UNLESS OTHERWISE NOTED. COORDINATE WITH PRE-EMERGENT HERBICIDE APPLICATION.
14. NO SUBSTITUTIONS ARE PERMITTED WITHOUT THE WRITTEN CONSENT OF THE LANDSCAPE ARCHITECT.

CATALDO AVENUE

PLANT SCHEDULE



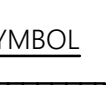
TREES	BOTANICAL NAME / COMMON NAME	CONT	CAL	SIZE
	ACER GRANDIDENTATUM 'SCHMIDT' / ROCKY MOUNTAIN GLOW MAPLE	B & B	2" CAL	
	AMELANCHIER ALNIFOLIA / SERVICEBERRY	B & B		8'-10" CLUMP
	PINUS PONDEROSA DOUGLAS EX. C. LAWSON / NORTH PLATEAU PONDEROSA PINE	B & B		8'-10"
	PSEUDOTSUGA MENZIESII / DOUGLAS FIR	B & B		8'-10"
SHRUBS	BOTANICAL NAME / COMMON NAME	CONT	FORM	HT
	ACHNATHERUM HYMENOIDES / INDIAN RICE GRASS	1 GAL		
	AURINIA SAXATILIS / BASKET OF GOLD	1 GAL		
	CLETHRA ALNIFOLIA / SUMMERSWEET CLETHRA	2 GAL		
	CORNUS SERICEA / RED TWIG DOGWOOD	5 GAL		
	EUONYMUS ALATUS 'COMPACTUS' / COMPACT BURNING BUSH	B & B	STANDARD	3'-4'
	HELIANTHEMUM NUMMULARIUM / SUNROSE	1 GAL		
	HELICOTRICHON SEMPERVIRENS 'SAPPHIRE' / BLUE OAT GRASS	2 GAL		
	HEMEROCALLIS X 'STELLA DE ORO' / STELLA DE ORO DAYLILY	1 GAL		
	HOLODISCUS DISCOLOR / OCEAN-SPRAY	5 GAL		
	IBERIS SEMPERVIRENS 'ALEXANDER'S WHITE' / WHITE EVERGREEN CANDYTUFT	1 GAL		
	LEYMUS CINEREUS / GREAT BASIN WILDRYE	1 GAL		
	PANICUM VIRGATUM 'SHENANDOAH' / SWITCH GRASS	2 GAL		
	SORGHASTRUM NUTANS 'SIOUX BLUE' / BLUE INDIAN GRASS	2 GAL		
	SPIRAEA JAPONICA 'LITTLE PRINCESS' / LITTLE PRINCESS JAPANESE SPIREA	2 GAL		
	SYMPHORICARPOS ALBUS / COMMON WHITE SNOWBERRY	2 GAL		
SOD/SEED	BOTANICAL NAME / COMMON NAME	CONT		
	NATIVE SEED / NATIVE GRASS SEED	SEED		
	TURF SOD / KENTUCKY BLUEGRASS BLEND	SOD		

DELIVER
PAVING
MATERIALS
FOR THIS AREA
TO OWNER.

OMIT PLANTING IN THIS
AREA. GRADE SMOOTH
AND APPLY STABILIZING
TACKIFIER.

REVISED LIMIT
OF WORK

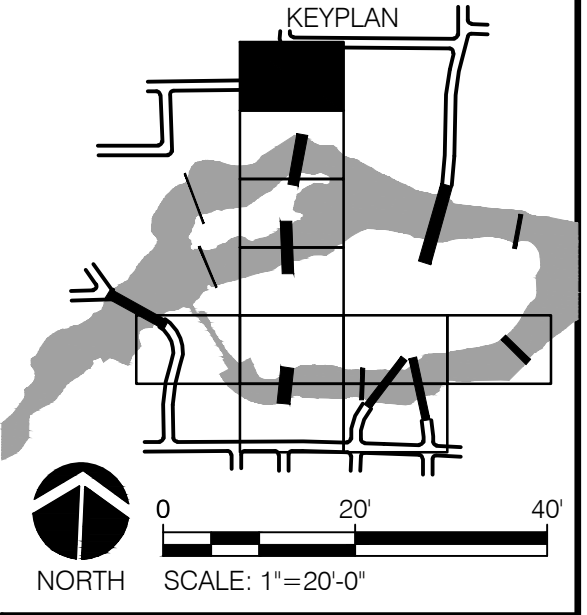
REFERENCE NOTES SCHEDULE

SYMBOL	DESCRIPTION
	TALUS SLOPE MATERIAL (4"-6" BASALT ROCK 6" DEPTH) REFER TO 1/LD1.12 FOR TALUS AND STORMWATER AREA DETAIL
	ROCK MULCH AREA (3" DEPTH 1/4" MINUS GRAVEL MULCH)
SYMBOL	32 EXTERIOR IMPROVEMENTS DESCRIPTION
	6" DEPTH ROCK MULCH (OVER-SIZED RIVER COBBLE) OVER COMMERCIAL GRADE WEED BARRIER (TYPAR).

RIVERFRONT PARK
N BANK SCOPE REDUCTION
REV 2

NOV 16, 2018
B. ELLISON

2 OF 3



DIGITALLY SIGNED:	
TYPE OF IMPROVEMENT: PARK	DRAWING NUMBER
CITY PURCHASING NUMBER	LP1.19
FILE NAME:	REVISION NO.:


MATCHLINE (SEE SHEET LP1.17)

TP	PERMIT REVISION	02.15.18
BY	REVISIONS	DATE


5615 E. DAY MT. SPOKANE RD. MEAD, WA 99021
P: 509.466.6683 W: LandExpressions.com

LOCATION BRASS CAP IN WALL SW CORNER OF NORTH RIVER DRIVE & DIVISION	
ELEVATION 1886.71	HORIZONTAL
CBM NO. # OLD City #173	VERTICAL
NAVD88 DATUM	SCALE

CURRENT DESIGN STANDARDS
CCS - ADOPTED 2/95



DRAWN
DESIGNED
CHECKED
APPROVED

CITY OF SPOKANE, WASHINGTON
DEPARTMENT OF PARKS AND RECREATION

808 WEST SPOKANE FALLS BLVD.
SPOKANE, WASHINGTON 99201-3343
(509) 625-6200

PROJECT TITLE: RIVERFRONT PARK MID HOWARD STREET PROMENADE & CENTENNIAL TRAIL 100% CONSTRUCTION DOCUMENTS	SHEET TITLE: LANDSCAPE PLANTING PLAN
DATE: Mar 05, 2018 - 1:12:1m by: drafter	

CATALDO AVENUE

REFER TO SHEET IR2.011 FOR
IRRIGATION SCHEDULE AND NOTES

HOWARD STREET

ALLON AVENUE

REFER TO DETAIL #4/IR2.01-VOLUME 3
FOR VAULT LAYOUT. COORDINATE
LOCATION WITH TAP AND METER
VAULT BY CITY OF SPOKANE

REFER TO DETAIL #4/C3.02 VOLUME 3
FOR VAULT LAYOUT. METER AND
DOUBLE CHECK VALVE INSTALLATION
BY THE CITY OF SPOKANE WATER
DEPARTMENT. COORDINATE
REQUIRED EXCAVATION, VAULT
INSTALLATION AND METER INSTALL
WITH GENERAL CONTRACTOR AND
THE CITY OF SPOKANE WATER
DEPARTMENT

ENSURE WIRE FOR TWO (2) FLOW SENSORS
ARE INSTALLED WITHIN 2" PVC SCH. 40 PIPE
CONTINUOUSLY.

(1) 4" SLEEVE

(3) 4" SLEEVES

TALUS MULCH ON
STORMWATER
SIDE SLOPES -
SEE PLANTING
PLANS

(1) 8" SLEEVE

(1) 4" SLEEVE

4" MAINLINE

(1) 8" SLEEVE

(1) 4" SLEEVE

(1) 8" SLEEVE

(1) 4" SLEEVE

(3) 4" SLEEVES

PROJECT LIMIT LINE


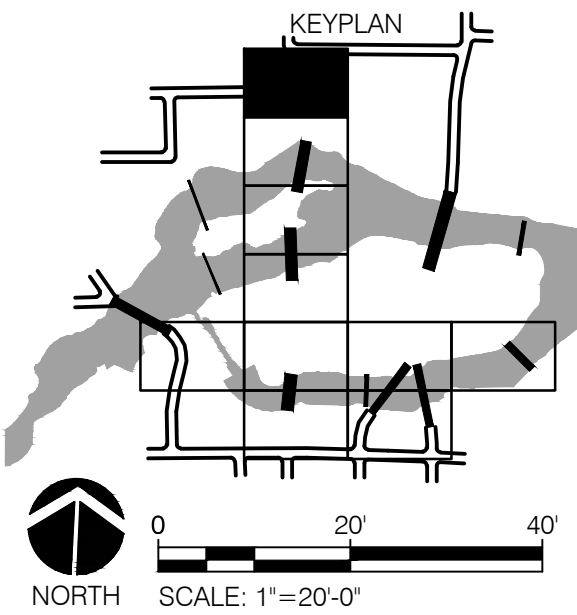
REVISED LIMIT
OF WORK

REPAIR/MODIFY/ADJUST ALL EXISTING
IRRIGATION HEADS AND PIPING IN AND
OUTSIDE PROJECT LIMIT LINE TO AVOID
OVERSPRAY ONTO WALKS AND AMENITIES.
AREA SERVED BY SEPARATE MAINLINE

STUB 4" MAINLINE AND 24" LOOP
WIRE BUNDLE IN VALVE BOX

OMIT IRRIGATION
HEADS AND LATERALS
IN THESE AREAS.

RIVERFRONT PARK
N BANK SCOPE REDUCTION
REV 2
NOV 16, 2018
B. ELLISON
3 OF 3



MATCHLINE (SEE SHEET IR1.17)

TP	PERMIT REVISION	02.15.18
BY	REVISIONS	DATE



LOCATION	BRASS CAP IN WALL SW CORNER OF NORTH RIVER DRIVE & DIVISION
ELEVATION	1886.71
CBM NO.	# Old City #173
NAVD88 DATUM	SCALE

CURRENT DESIGN STANDARDS	CCS - ADOPTED 2/95
DRAWN	
DESIGNED	
CHECKED	
APPROVED	

CITY OF SPOKANE, WASHINGTON
DEPARTMENT OF PARKS AND RECREATION
808 WEST SPOKANE FALLS BLVD.
SPOKANE, WASHINGTON 99201-3343
(509) 625-6200

PROJECT TITLE:	RIVERFRONT PARK MID HOWARD STREET PROMENADE & CENTENNIAL TRAIL 100% CONSTRUCTION DOCUMENTS
SHEET TITLE:	LANDSCAPE IRRIGATION PLAN

DIGITALLY SIGNED:	
TYPE OF IMPROVEMENT:	PARK
CITY PURCHASING NUMBER	DRAWING NUMBER
IR1.19	

DATE: Mar 05, 2018 - 1:09 PM by: drafter

FILE NAME:

RFP-20A
Delete Scope on North Promenade

1/28/2019



Phase	Description	Quan.	Unit	UNIT PRICES				TOTALS				
				Labor	Material	Equip.	Garco Sub.	Labor	Material	Equip.	Garco Sub.	TOTAL
	CSGI - Furnish credit for scope reduction on North Promenade.	1.0	LS				(12,386.00)	-	-	-	(12,386)	(12,386)
SUB-TOTALS								-	-	-	(12,386)	(12,386)
ADD-ONS:								15.00% (of Labor, Material & Equip.)				-
OH&P: on Garco (as subcontractor) self-performed work.								4.00% (of Subcontract)				
OH&P: on Garco (as subcontractor) subcontracted work												
SUB-TOTAL											(12,386)	
Insurance								1.00% (of Subtotal)				(124)
Bond Premium								0.75% (of Subtotal)				(93)
SUB-TOTAL											(12,603)	
B & O Tax								0.47% (of Subtotal)				(58)
TOTAL - CHANGE ORDER REQUEST											\$ (12,661)	

SPECIFIC EXCLUSIONS:

1. WSST



1/3/2019

RE: RFP 20 - Changes to North Promenade limits of work

Materials	QTY	Unit Measur	Unit Cost	Total Cost
Landscape	-1	LS	\$ 5,200.00	\$ (5,200.00)
Irrigation	-1	LS	\$ 1,100.00	\$ (1,100.00)
				\$ -
Total Material Cost				-\$6,300.00

Labor

Working Foreman	-25	Hrs	\$ 55.00	\$ (1,375.00)
Landscape Labor	-50	Hrs	\$ 45.00	\$ (2,250.00)
Total Labor Cost				\$ (3,625.00)

Equipment

Skid Steer	-6	Hrs	\$ 46.63	\$ (279.78)
Mini Excavator	-6	Hrs	\$ 34.21	\$ (205.26)
Crew Truck	-3	Days	\$ 120.00	\$ (360.00)
Total Equipment Cost				\$ (845.04)

Total Material, Labor & Equipment **-\$10,770.04**

Subtotal **-\$10,770.04**

Overhead & Profit - 15% **\$ (1,615.51)**

Total **-\$12,385.55**

Project Manager

Carlos Lima

Email: Clima@clearwatersummitgroup.com

Cell: 208-818-4073



Hill International

2/7/19

RFP#20A Delete North End of North Promenade

Based on the subcontractor quote - we believe this represents a fair and reasonable credit for this work.

Lorraine Mead

Resolution # _____

CITY OF SPOKANE
PARK BOARD RESOLUTION

A RESOLUTION, for Peaceful Valley Trail Interpretive and Wayfinding Signage

WHEREAS, The Peaceful Valley Trail is planned from Redband Park to People's Park, providing a connection creating opportunities to physically and educationally connect residents & visitors to the unique cultural, historical, environmental, and spiritual heritage of our region; and

WHEREAS, The City of Spokane and its consultants have completed extensive public outreach to create an interpretive and wayfinding master plan, collaborating with the Peaceful Valley Neighborhood Chair, Spokane Tribe of Indians Archaeologist, Spokane Arts, Spokane River Forum, Spokane Indians Baseball, Eastern Washington University, and Inland Northwest Trails Coalition; and

WHEREAS, The interpretive and wayfinding master plan defines interpretive emphasis zones, wayfinding sign locations and hierarchy, sculpture and art installation locations and themes, the relocation and integration of existing interpretive signs, and interpretive sign locations and themes; and

WHEREAS, A signature art installation celebrating the native Redband Trout is planned at Redband Park; and

WHEREAS, A signature art installation honoring tribal history is planned at People's Park; and

WHEREAS, The City of Spokane and its partners wish to implement the interpretive and wayfinding master plan concurrent to the trail construction; and Now, Therefore,

BE IT RESOLVED by the Parks and Recreation Division for the City of Spokane that it hereby approves the Interpretive and Wayfinding Master Plan along the Peaceful Valley Trail; and

BE IT FURTHER RESOLVED that the Park Board authorizes the installation of Wayfinding and Interpretive signage in accordance with said plan.

ADOPTED BY THE PARK BOARD ON _____

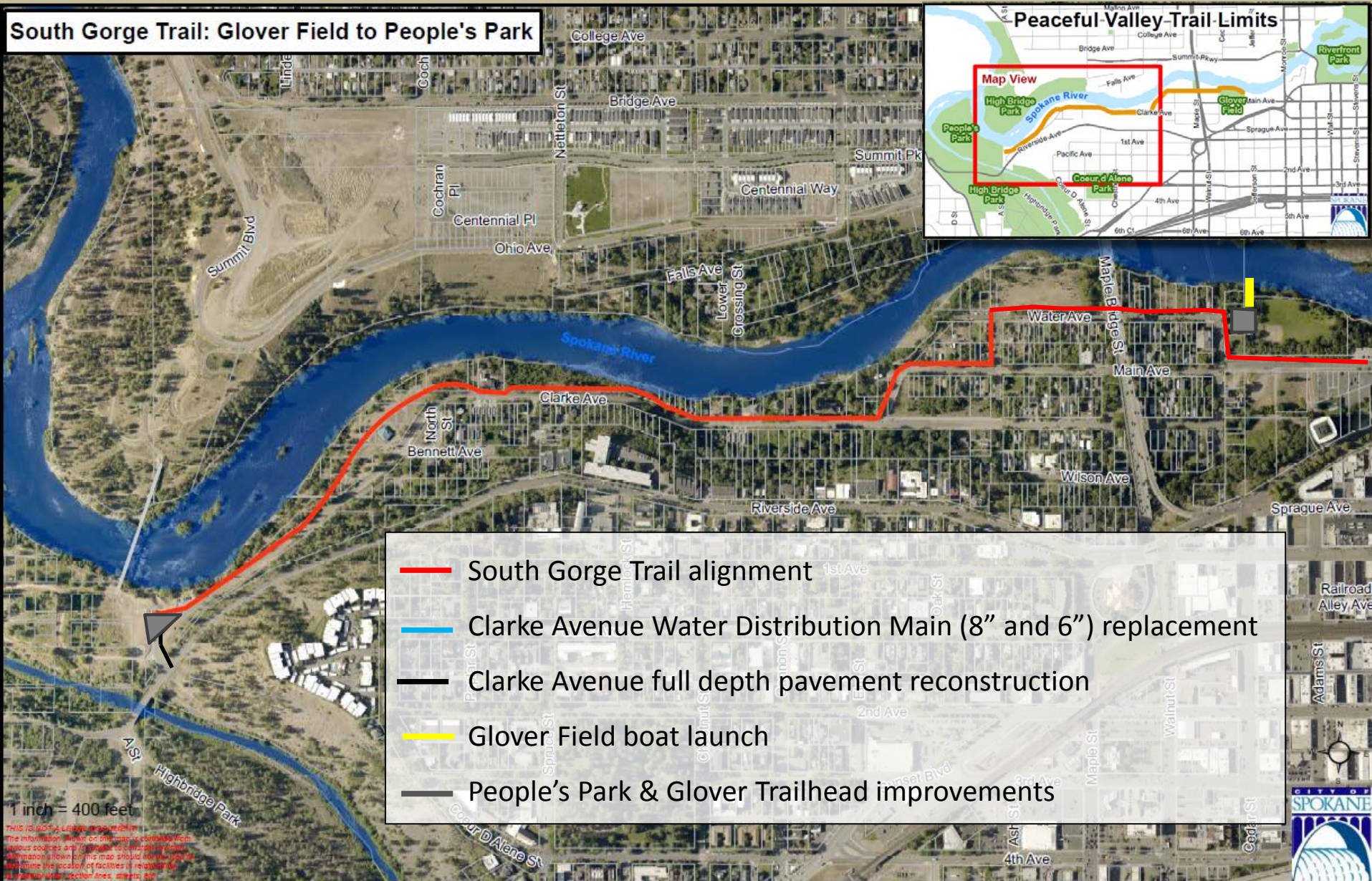
City Clerk

Approved as to form:

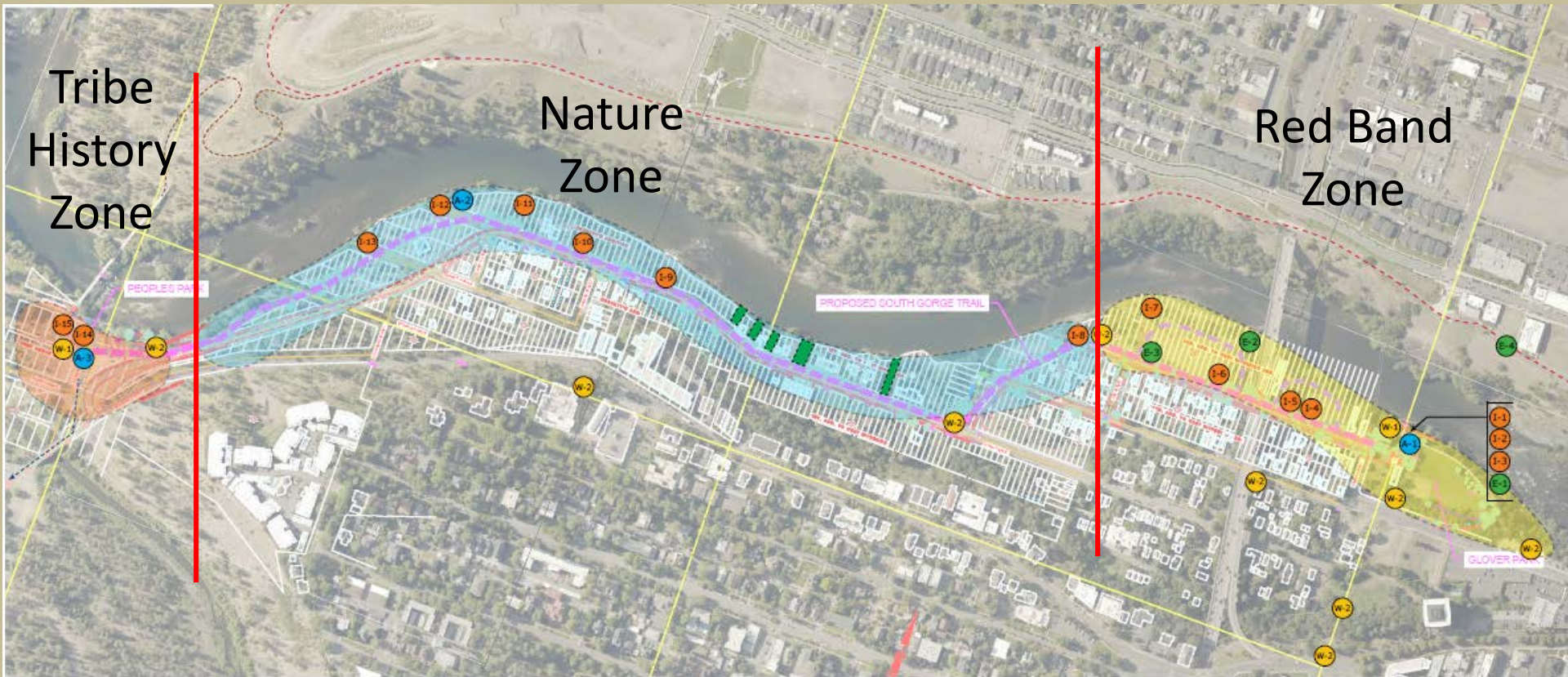
Assistant City Attorney

Project Overview

South Gorge Trail: Glover Field to People's Park



Themes and Signs



LEGEND

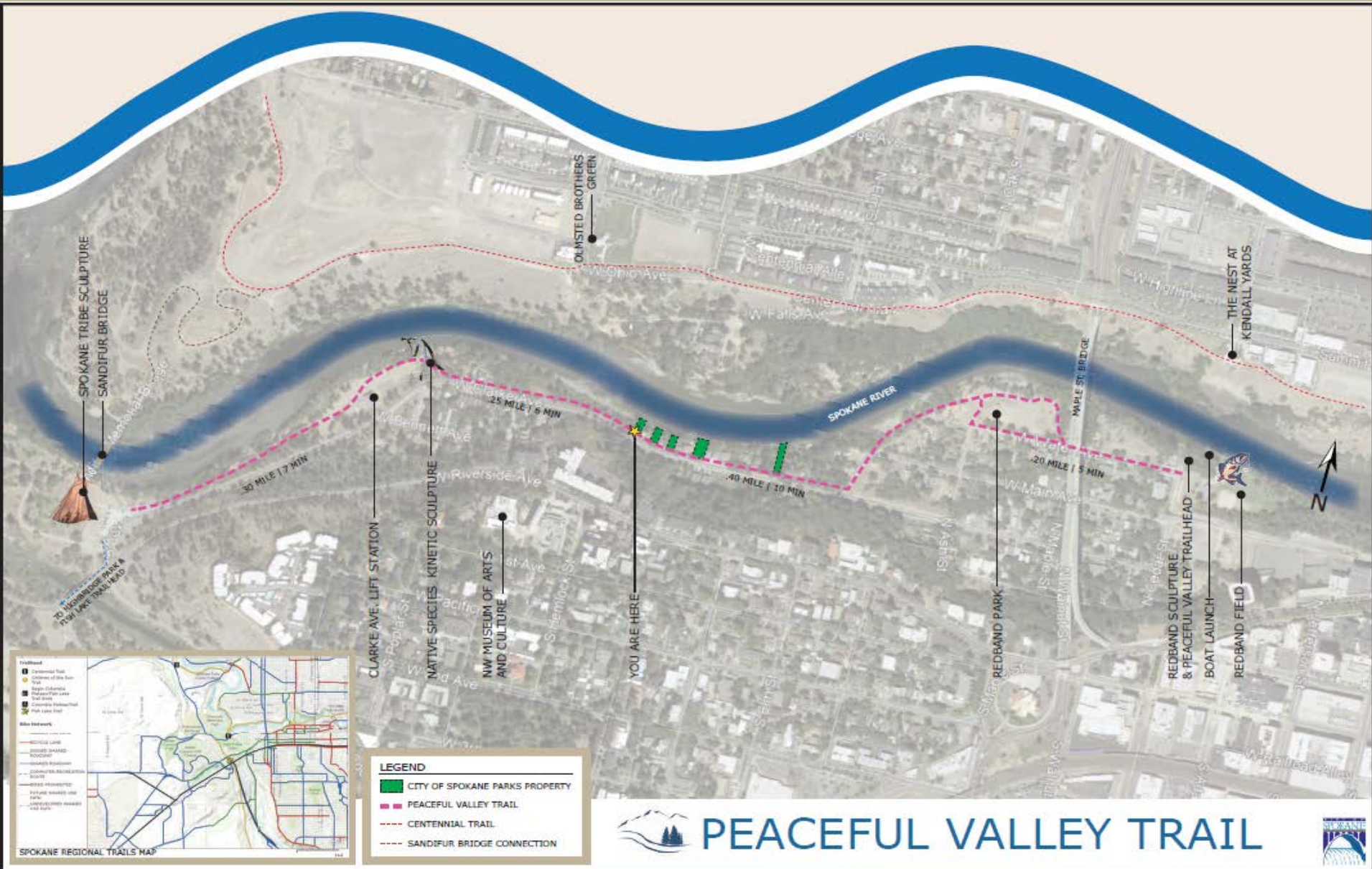
- Interpretive Icon/Signage
- Existing Interpretive Signs
- Interpretive Signs
- Regional Map Signage
- Directional Wayfinding Signage
- Tribal History Zone
- Nature Zone
- Redband Park Zone
- City of Spokane Park Property
- Peaceful Valley Trail
- Centennial Trail
- Sandifur Bridge Connection
- To Fish Lake Trail

POTENTIAL SIGNAGE LOCATIONS

- | | | | |
|--|---|--|---|
| <ul style="list-style-type: none"> ● A-1 Redband Trout Sculpture A-2 Sculpture/icon/signage that relates to nature or natural processes that occurs/occurred on the Spokane River A-3 Sculpture/icon significant to the Tribe/Relates to the Confluence | <ul style="list-style-type: none"> ● E-1 "A Center of Culture" E-2 "A Spawning Ground" E-3 "The Backbone of Spokane" E-4 "A Wall of Water" | <ul style="list-style-type: none"> ● I-1 The Field at Redband Park & Launch I-2 Intro to Redband Species/Lifecycle I-3 Health of the River: Water Quality & Quantity (at boat launch) I-4 Green Infrastructure I-5 Neighborhoods I-6 Peaceful Valley History I-7 Redband Culture I-8 Other Fish and Aquatic Wildlife | <ul style="list-style-type: none"> I-9 Native Habitats: Local Wildlife I-10 Native Habitats: Plants I-11 Invasive Species I-12 Native Habitats: River/Gorge Ecology I-13 Gorge Geology I-14 The Confluence I-15 Gathering of Peoples |
|--|---|--|---|



Regional Map – Trailheads

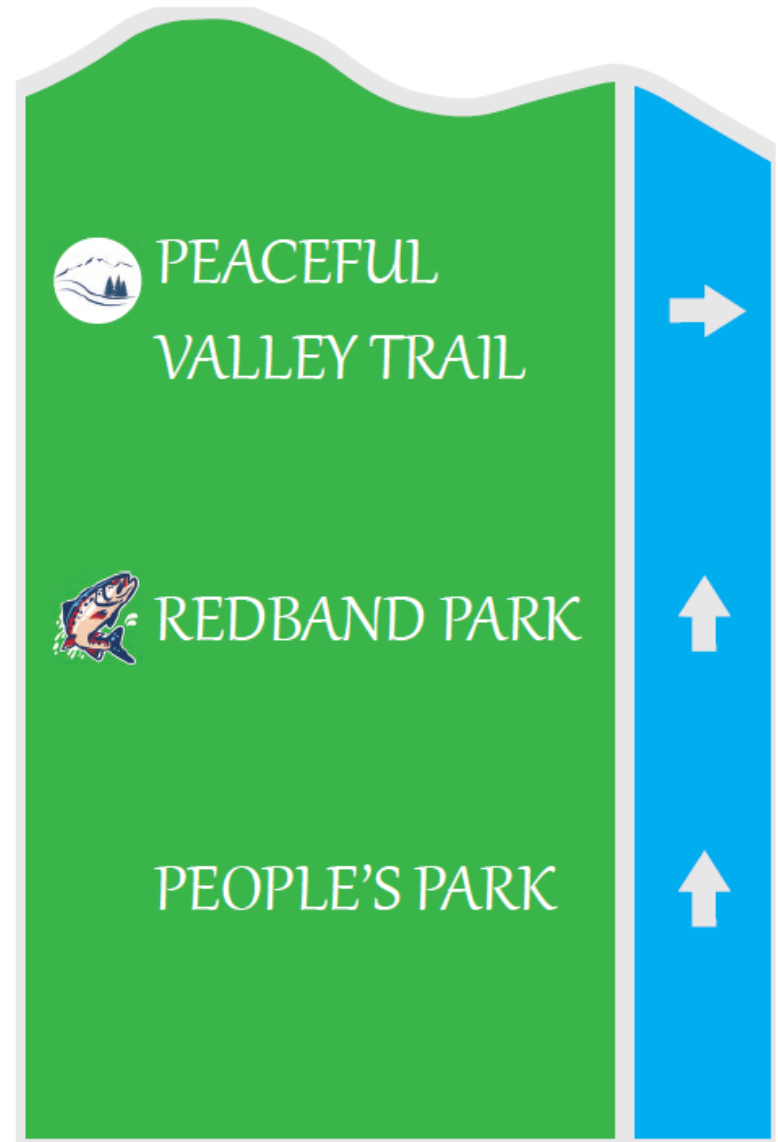


PEACEFUL VALLEY TRAIL





Wayfinding Signs





Red Band Park – Interpretive Art

Attachment B



POTENTIAL SCULPTURE BASE



RED BAND TROUT LIFECYCLE REBLASTED INTO 4 BOULDERS



RED BAND TROUT LIFECYCLE REBLASTED INTO 4 BOULDERS



POTENTIAL SCULPTURE BASE

RED BAND PLAZA

People's Park – Interpretive Art



Interpretive art and view point site located near SGT and People's Park trail entrance.



People's Park – Interpretive Art

Proposed People's Park Art Site
Pilgrim Creek Interpretive Area
Noxon Montana



Culturally accurate education
and interpretive content



Project Overview – Remaining Work

South Gorge Trail: Glover Field to People's Park

Peaceful Valley Trail Limits

Map View

Phase 1
Const. 2019

Phase 2
Const. 2020

- South Gorge Trail alignment
- Clarke Avenue Water Distribution Main (8" and 6") replacement
- Clarke Avenue full depth pavement reconstruction
- Glover Field boat launch
- People's Park & Glover Trailhead improvements

CITY OF SPOKANE PARK BOARD ADMINISTRATIVE POLICY AND PROCEDURE	ADMIN XXX – 09 - 01
TITLE: DISPOSITION OF SURPLUS REAL PROPERTY UNDER THE CONTROL OF THE SPOKANE PARK BOARD EFFECTIVE DATE REVISION EFFECTIVE DATE: N/A	

1.0 GENERAL

1.1 PURPOSE

Section 48 of the City of Spokane Charter provides that the Park Board may not “sell or exchange any existing park or portion thereof without the prior approval of the electorate.”

The purpose of this policy is to establish a predictable and functional uniform policy and procedure, consistent with Charter Section 48, governing disposition of real property under the control of the City of Spokane Park Board and that is surplus to the needs of the Park Board and where such disposition provides Parks a reasonable return. Nothing in this policy shall be read to require the Park Board to dispose of real property or to limit the power of the Park board to dispose of real property as the interests of Parks may require.

1.2 TABLE OF CONTENTS

- 1.0 GENERAL
- 2.0 DEPARTMENTS/DIVISIONS AFFECTED
- 3.0 REFERENCES
- 4.0 DEFINITIONS
- 5.0 POLICY
- 6.0 PROCEDURE
- 7.0 RESPONSIBILITIES
- 8.0 APPENDICES

2.0 DEPARTMENTS/DIVISIONS AFFECTED

This policy and procedure shall apply to the Spokane Park Board and the Parks & Recreation Division.

3.0 REFERENCES

City of Spokane Charter, Article V: Parks and Park Board

4.0 DEFINITIONS

For purposes of this policy and procedure, the following definitions shall apply.

“Appraised value” means a determination of the fair market value of the Subject parcel, as determined by a sufficient and acceptable appraisal performed by a licensed appraiser using a commercially reasonable method of appraisal.

“Assessed value” means the dollar amount assigned by the Spokane County Assessor as the valuation of the Subject parcel of land and improvements for real property taxation purposes.

“Existing park” as used in Section 48 of the City Charter means any real property under the control of the Park Board, all or a portion of which is developed or improved for public use. Such public use may be evidenced by, for example, the presence, or potential for presence, of sports fields and facilities, trails and paths, lawns, playgrounds, pools and splash pads, amphitheaters, picnic facilities or structures, parking for park use, and other similar improvements. The term shall also include any property with deed restrictions specifically for park or recreational purposes, or land acquired through the Conservation Futures program, or land acquired using State Recreation and Conservation Office funding.

“Fair market value” means the price that a willing buyer would pay to a willing seller for the purchase of property in an open and competitive market.

“Parks” refers collectively to both the City of Spokane Park Board and the Parks Division of the City of Spokane.

“Public interest” means factors which the Park Board may consider in determining whether to dispose of a Subject parcel, including but not limited to:

- (1) The Subject parcel’s current suitability for Parks’ use;
- (2) The presence or absence of improvements on the Subject parcel;
- (3) The impact of the current use of the Subject parcel on neighboring properties;
- (4) Preservation of any unique character of the Subject parcel for public enjoyment;
- (5) Potential future use of the Subject parcel for Park purposes; and
- (6) Access to the Subject parcel for maintenance and uses in support of Parks’ mission.

“Subject parcel” means Park Board-owned and controlled real property under consideration for disposition as surplus real property.

“Surplus real property” means Park Board-owned and controlled real property for which there is no reasonably identifiable current or future Parks need, and which is not an existing park or portion thereof.

5.0 POLICY

- 5.1 It is the policy of the City of Spokane Park Board that the sale of Surplus property should generally be at Fair market value. Surplus property may be sold for less than Fair market value if the Park Board determines it is in the public interest to do so.
- 5.2 It is the policy of the City of Spokane Park Board that the sale of Surplus property should occur only after the Park Board has considered the Public interest in any sale.

6.0 PROCEDURE

Process for Sale or Exchange of Park Property:

1. Upon request of either the Park Board or the Director of Parks, Parks staff will prepare a list of potential Parks property for surplus.
2. Upon creation of a list of surplus property, the Parks Director shall present as a discussion item at a Park Board Land Committee meeting a specific parcel or a list of parcels which may be eligible for sale as Surplus real property.
3. If the Land Committee desires to consider that the merits of one or more parcels of Parks property to be offered sale as surplus, Parks staff shall prepare a written report outlining the pros and cons of a sale of each parcel, and a proposed method of disposition, which may include direct negotiation with a willing buyer.
4. Once a final report and recommendation are ready, they shall be presented as an action item at a future Land Committee meeting.
5. If the action item is approved by the Land Committee, it shall be considered at a future Park Board Meeting.
6. If the Park Board approves the sale of the identified property or properties, Parks staff will
 - A. **For existing parks or portions of existing parks:** begin the process of seeking voter approval to authorize a sale as outlined by Article V, Section 48, of the Spokane City Charter, or
 - B. **For park property that is not an existing park or portion of an existing park:** begin the process for declaring the property as Surplus, which does not require a vote of the public.
7. Prior to taking action to sell property, the Park Board shall hold a public hearing regarding the Subject property or properties. The public hearing shall be noticed on the Park Board's Agenda for a regular or special meeting. In addition, Parks staff shall endeavor to provide notice that the Park Board is considering sale of a parcel of land by posting notice of the time and place of the Park Board hearing in a conspicuous manner on the parcel or parcels being considered for sale, where practicable.
8. Proceeds from any sale of Park Property will be placed in the Park Fund.
9. The written report prepared by Parks staff shall contain the following elements:

- A. A description of the subject parcel's size, zoning, existing improvements, condition of improvements, ingress/egress, neighborhood planning, known environmental conditions (findings of environmental reports, if any) and other relevant observations.
 - B. A description of the acquisition and development history of the property, including when the property was originally acquired by Parks, the method of acquisition, the source of funds for subsequent improvements (if any) and how the property has been used since acquisition.
 - C. An estimate of the subject property's market value. This can be accomplished through use of any commercially reasonable means available.
 - D. The report should include recommended covenants, conditions, or restrictions that the Park Board should place on the subject property at the time of sale, if any. Examples include access easements, air rights, purchase option, or rights of first refusal for Parks or the City to reacquire the property at a future date, among others.
 - E. The report shall include a legal opinion as to whether the parcel is subject to public vote requirements of Article 5, Section 48, of the City Charter. Such legal opinion will involve an examination of the public record to determine if the Subject Property is an existing park or portion thereof.
 - F. The report will include a recommendation as to the commercially reasonable means, or combinations of means, to be used to sell a parcel.
10. Park Board Action on Disposition:
- A. Upon receipt of the report referenced in § 6.0.9, *supra*, and the Park Director's recommendation, the Park Board shall undertake consideration of the recommendation to designate the property as Surplus property, and if so, whether and how to dispose of the property.
 - B. The Park Board may decide to:
 - i. Accept the recommendations as presented and adopt a resolution declaring the subject property to be Surplus and authorizing the disposal of the property as set forth in the report prepared by Park staff; or
 - ii. Modify the report recommendations, adopt a resolution declaring the subject property to be Surplus and authorize the disposal of the property as set forth in the modified surplus report recommendations; or
 - iii. Return the recommendations to Park staff for further analysis and consideration of specific facts or criteria identified by the Park Board; or

iv. Take no action on the recommendation. The decision whether to sell Park property lies solely in the hands of the Park Board, regardless of Park staff recommendations.

7.0 RESPONSIBILITIES

8.0 APPENDICES

APPROVED BY:

City Attorney

Date

Director

Date

City Administrator

Date



2019.02.06

CONSTRUCTION CONTRACT | SOUTHEAST SPORTS COMPLEX PHASE 1**INTENT**


Contract with apparent low bidder Bacon Concrete, Inc. to construct the 'Base Bid' & 'Alternate 3' scope for the Southeast Sports Complex Phase 1 Project in the amount of \$835,309.00 including all applicable taxes.

<u>ITEM</u>	<u>QTY</u>	<u>UNIT PRICE</u>	<u>EXTENDED COST</u>
Base Bid (includes tax)	1.0	\$ 815,725.00	\$ 815,725.00
Alternate 3: Irrigation Control Upgrades (includes tax)	1.0	\$ 19,584.00	\$ 19,584.00
Total Contract:			\$ 835,309.00



LEGEND

- | | |
|--|--|
| ① SHARED ACCESS DRIVE. | ⑩ OPEN TURF PLAY AREA |
| ② SHARED PARKING (APPROX. 63 SPACES). | ⑪ LARGE PICNIC SHELTER AND GATHERING AREA. |
| ③ ENTRY PLAZA AND TRAIL ACCESS. | ⑫ NEIGHBORHOOD PARK RESTROOM. |
| ④ PAVILION AND MEADOW. | ⑬ RENOVATED PLAY AREA WITH SPLASH PAD. |
| ⑤ REGAL RIBBON - ACTIVE STREETScape WITH TRANSIT STOP AND LINEAR SKATE ELEMENTS. | ⑭ BASKETBALL COURT. |
| ⑥ NEIGHBORHOOD GATEWAY SIGN AND COMPLEX ENTRANCE. | ⑮ SMALL PICNIC SHELTER. |
| ⑦ SOCCER FIELD (FULL). | ⑯ NEIGHBORHOOD PARK GATEWAY. |
| ⑧ SOCCER FIELD (U11). | ⑰ TRAIL HEAD PARKING. |
| ⑨ BASEBALL/SOFTBALL BACKSTOP. | ⑱ NEIGHBORHOOD TRAIL. |
| | ⑲ ALTAMONT STREET IMPROVEMENTS. |



CITY OF
SPOKANE
PARKS
& RECREATION

PROJECT NAME

2700 E. 46th Ave, Spokane, WA 99201

SE SPORTS COMPLEX

BAR IS ONE INCH ON ORIGINAL
DRAWING. IF NOT ONE INCH ON
THIS SHEET, ADJUST SCALES
ACCORDINGLY

DATE:

DRAWN BY:

CHECKED BY:

PROJECT NO:

REVISION

1

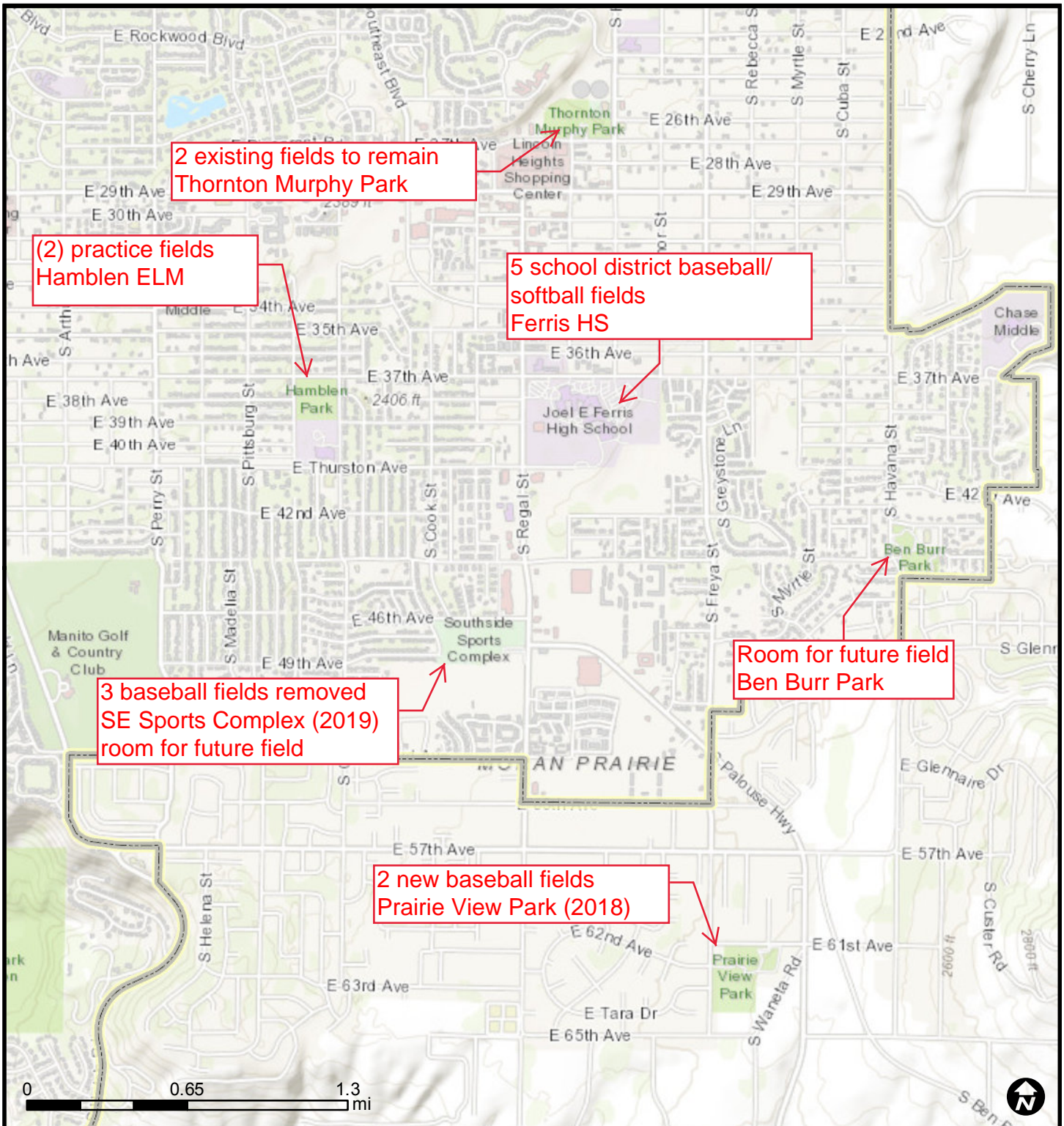
3

2


4

SHEET # OF #

Nearby Baseball Fields



Legend

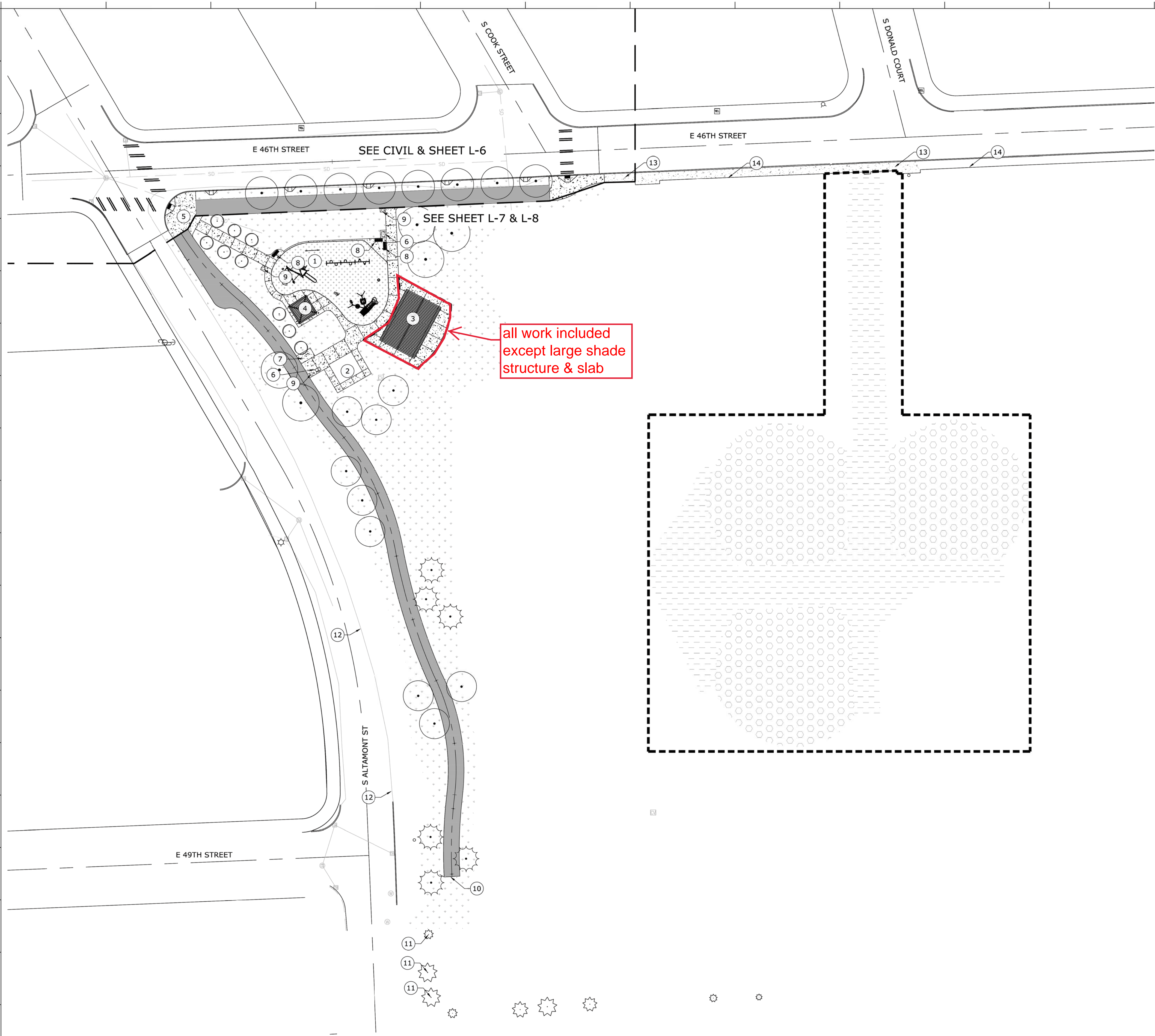
 City of Spokane
Boundary

City of Spokane GIS



THIS IS NOT A LEGAL DOCUMENT:
The information shown on this map is compiled from various sources and is subject to constant revision. Information shown on this map should not be used to determine the location of facilities in relationship to property lines, section lines, streets, etc.

A SITE PLAN



CALLOUTS

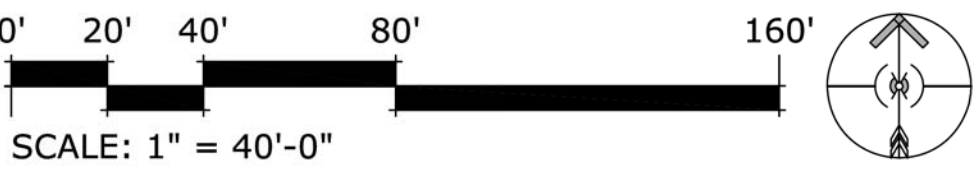
1. PLAYGROUND - 5-12 AND TOT LOT WITH POURED-IN-PLACE SAFETY SURFACING.
2. PREMANUFACTURED RESTROOM - CXT DENALI 4 STALL/GENDER NEUTRAL RESTROOMS WITH EXTERIOR DRINKING FOUNTAIN AND BOTTLE FILLER. OWNER FURNISHED CONTRACTOR INSTALLED.
3. **ALTERNATE #1:** POLYGON LARGE SHELTER ON CONCRETE PAD - 30' x 44', REK 30x44. FRAME COLOR: BUMPER BLACK, ROOF COLOR: COPPER PENNY.
4. SMALL SHELTER - 16' x 16' POLYGON SQR-16 SHELTER. FRAME COLOR: BUMPER BLACK, ROOF COLOR: COPPER PENNY.
5. ENTRY PLAZA. STAMPED DECORATIVE COLORED CONCRETE IN BRICK PATTERN.
6. CONCRETE PAD FOR TRASH RECEPTACLES. TRASH RECEPTACLES CITY STANDARD, OWNER PROVIDED.
7. BIKE RACK. FORMS + SURFACES, BIKE GARDEN. POWDER COATED BLACK. CONFIGURATION A.
8. BENCHES. SITESCAPES TALLGRASS BENCH WITH BACK. POWDER COAT BLACK. MOUNT PER MANUFACTURER'S SPECIFICATIONS.
9. LIGHTS. SEE ELECTRICAL PLAN.
10. 12' WIDE ASPHALT TRAIL TO CONNECT WITH FUTURE ASPHALT TRAIL.
11. EXISTING TREES TO REMAIN. PRESERVE AND PROTECT.
12. EDGE OF EXISTING ROADWAY.
13. EXISTING SIDEWALK AND CURB. PRESERVE AND PROTECT.
14. EXISTING FENCE. PRESERVE AND PROTECT.

LEGEND

- ASPHALT TRAIL - 12 FT WIDE
- EXISTING CONCRETE WALK. PRESERVE AND PROTECT.
- CONCRETE WALK. MEDIUM BROOM FINISH
- PLAYGROUND POURED IN PLACE PROTECTIVE SAFETY SURFACING. SEE SPECIFICATIONS.
- TURF GRASS WITH OVERHEAD IRRIGATION. **BASE BID: HYDROSEEDDED TURF GRASS, ALTERNATE #2: TURF GRASS SOD.**
- TURF GRASS SOD.
- INFIELD AREA SOIL AMENDMENT AND TURF GRASS SOD. SEE SPECIFICATIONS.
- TRAIL CENTER LINE.
- ALTERNATE #1 LIMIT OF WORK. BASE BID TURF AND IRRIGATION. SEE SHEET L-5.**
- BALLFIELD REPAIR WORK TO BE COMPLETED PRIOR & TURF SHALL BE GROWN IN FOR 2 WEEKS PRIOR TO MAY 1, 2019.**

CONSTRUCTION NOTES

1. CONTRACTOR SHALL CALL 811 TO LOCATE ALL EXISTING ABOVE OR BELOW GRADE ON-SITE UTILITIES PRIOR TO COMMENCEMENT OF WORK, INCLUDING PLANTING. THE LOCATIONS OF UTILITIES, STRUCTURES AND SERVICES SHOWN IN THE CONTRACT DOCUMENTS SHALL BE DEEMED TO BE APPROXIMATIONS ONLY. ALL DISCREPANCIES BETWEEN WHAT IS SHOWN AND THE ACTUAL FIELD CONDITIONS SHALL BE REPORTED TO THE OWNER'S REPRESENTATIVE. PRESERVE AND PROTECT EXISTING UTILITIES TO REMAIN FROM DAMAGE OR DISRUPTION, TYPICAL. MAINTAIN LOCATES DURING CONSTRUCTION FOR REFERENCE. CONTRACTOR SHALL RECORD ALL UTILITY MARKINGS ON A SEPARATE SET OF DRAWINGS. THIS SET SHALL BE KEPT ON-SITE FOR REFERENCE FOR DURATION OF CONTRACT.
2. CONTRACTOR TO COORDINATE WITH OWNER'S MAINTENANCE PERSONNEL TO IDENTIFY AND PROTECT ANY EXISTING OWNER MAINTAINED UTILITIES, WATER LINES, IRRIGATION LINES, IRRIGATION CONTROL WIRES OR OTHER IMPROVEMENTS PRIOR TO CONSTRUCTION.
3. CONTRACTOR TO COORDINATE UTILITY WORK, SLEEVE AND IRRIGATION INSTALLATION TO AVOID CONFLICTS BETWEEN UTILITIES, IRRIGATION EQUIPMENT AND THE PLACEMENT OF TREES, SHRUBS AND LANDSCAPE EDGING/MOWCURBS.
4. THE INFORMATION ON THIS SHEET IS INCOMPLETE UNLESS ACCOMPANIED BY THE CORRESPONDING SPECIFICATION SECTIONS AND DETAILS DEVELOPED FOR THIS PROJECT. REFER TO THOSE SPECIFICATIONS AND DETAILS FOR ADDITIONAL INFORMATION.
5. CONTRACTOR IS RESPONSIBLE FOR VERIFYING CONDITIONS IN THE FIELD PRIOR TO CONSTRUCTION AND NOTIFYING THE OWNER AND OWNER'S REPRESENTATIVES OF ANY DISCREPANCIES.
6. CONTRACTOR TO COORDINATE THESE PLANS WITH CIVIL, ELECTRICAL AND ARCHITECTURAL PLANS. IMMEDIATELY NOTIFY OWNER'S REPRESENTATIVE IF CONFLICTS BETWEEN PLANS ARE IDENTIFIED OR IF ADDITIONAL INFORMATION OR CLARIFICATION IS REQUIRED FOR COORDINATION.
7. PRESERVE AND PROTECT EXISTING IMPROVEMENTS TO REMAIN. REPAIR OR REPLACE ALL CURBS AND WALKS DAMAGED DURING CONSTRUCTION.
8. LAYOUT AND EXTENT OF EXCAVATION TO BE STAKED AND REVIEWED IN THE FIELD BY LANDSCAPE ARCHITECT AND/OR OWNER.
9. LIABLE FOR ENCROACHMENT: THE CONTRACTOR SHALL BE RESPONSIBLE FOR IDENTIFYING AND UNDERSTANDING THE LIMITS OR WORK. CONTRACTOR IS RESPONSIBLE FOR ANY COORDINATION OF ENCROACHMENT ONTO ADJACENT PROPERTY, RIGHTS-OF-WAY, EASEMENTS, SET-BACKS, OR ANY OTHER LEGAL PROPERTY RESTRICTIONS EITHER MARKED OR UNMARKED.



MICHAEL TERRELL - LANDSCAPE ARCHITECTURE, PLLC
1421 N. MEADOWWOOD LANE, SUITE 150
LIBERTY LAKE, WA 99019
PHONE (509) 922-7449



SOUTHEAST SPORTS COMPLEX-PHASE I

2700 E 46TH AVE, SPOKANE, WA 99223

SITE PLAN

BAR IS ONE INCH ON ORIGINAL DRAWING. IF NOT ONE INCH ON THIS SHEET, ADJUST SCALES ACCORDINGLY

DATE: 1/9/2019
DRAWN BY: JCS
CHECKED BY: MDT
PROJECT NO: 18-027

REVISION

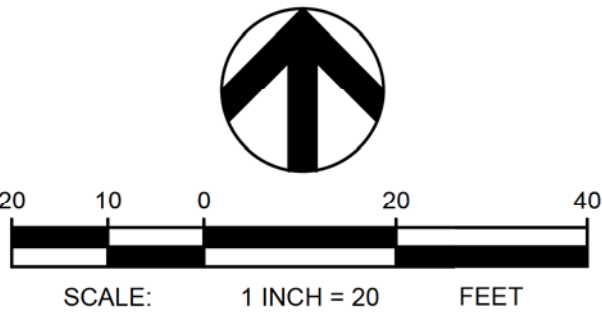
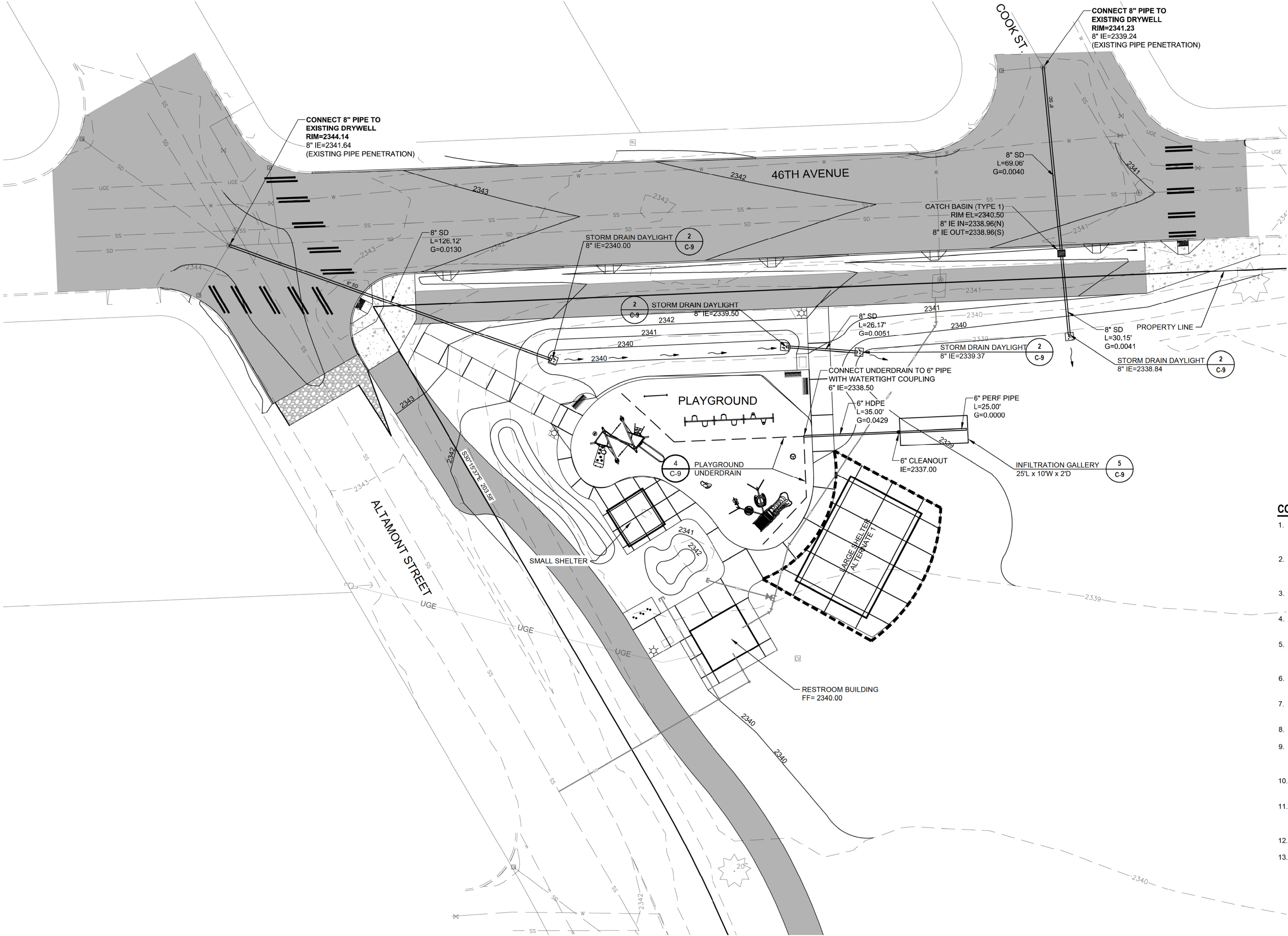
1	3
2	4

SHEET 1 OF 25

1

SITE PLAN

S.04, T.24N., R.43E., W.M., CITY OF SPOKANE, SPOKANE COUNTY, WASHINGTON



TBM INFORMATION

Point #	Description	Northing	Easting	Elevation	Description
1*	SET MAG	241783.30	2494776.93	2343.03	NEAR EAST SIDE OF PARKING LOT
2*	SET RBC	242193.31	2494786.30	2341.12	SOUTHWEST CORNER OF 46TH AVENUE AND REGAL STREET

* NOT SHOWN ON THIS SHEET

LEGEND

	BUILDING
	ASPHALT
	SIDEWALK
	CSBC TRANSITION
	EXISTING CONTOUR
	PROPOSED CONTOUR
	CURB
	STRIPING
	STORM
	CATCH BASIN
	CLEANOUT
	FLOW ARROW


CONSTRUCTION NOTES

- THE 2018 EDITION OF THE WSDOT STANDARD SPECIFICATIONS FOR ROAD, BRIDGE AND MUNICIPAL CONSTRUCTION ARE THE MINIMUM STANDARDS AND ANY ADDITIONAL REQUIREMENTS BY CITY OF SPOKANE SHALL SUPERSEDE.
- EXISTING SITE CONDITIONS ARE BASED ON SURVEY PERFORMED BY COFFMAN ENGINEERS AND UTILITY INFORMATION PROVIDED BY INDIVIDUAL PURVEYORS. CONTRACTOR SHALL VERIFY EXISTING CONDITIONS PRIOR TO CONSTRUCTION.
- CONTRACTOR SHALL VERIFY LOCATION AND ELEVATION OF EXISTING UTILITIES AT POINTS OF CONNECTIONS AND CROSSINGS PRIOR TO CONSTRUCTION.
- CONTRACTOR SHALL COORDINATE ALL CONNECTIONS TO EXISTING UTILITIES WITH GOVERNING PURVEYORS, WHEREIN EACH HAS JURISDICTION.
- TRENCH EXCAVATION, BEDDING AND BACKFILL FOR NEW UNDERGROUND POWER BY CONTRACTOR. CONTRACTOR SHALL COORDINATE THIS WORK WITH AVISTA UTILITIES.
- NEW UNDERGROUND UTILITIES SHALL BE INSTALLED IN ACCORDANCE WITH EACH UTILITY PURVEYOR STANDARDS.
- PIPE BEDDING AND TRENCH COMPACTION SHALL BE IN ACCORDANCE WITH CITY OF SPOKANE STANDARD PLANS B18C-E.
- 8" STORM PIPE SHALL BE DUCTILE IRON CLASS 50.
- 4" TO 6" STORM DRAIN PIPE SHALL BE HIGH DENSITY POLYETHYLENE (HDPE), TYPE S, AASHTO M252, WITH SMOOTH WATERWAY FOR COUPLING JOINTS. PIPE SHALL BE PERFORMED WHERE SHOWN.
- CATCH BASIN SHALL CONFORM TO WSDOT STANDARD PLAN B-5.20-02 WITH BI-DIRECTIONAL VANED GRATE.
- CONTRACTOR SHALL PLACE DETECTABLE MARKING TAPE IN THE EXCAVATION TRENCH AT MID DEPTH LOCATION FOR ALL UNDERGROUND UTILITIES FOR THE PURPOSE OF ALERTING ANY FUTURE EXCAVATION.
- SEE SHEET L-3 FOR SITE GRADING.
- SEE SHEET C-1 FOR ADDITIONAL NOTES.

UTILITY STATEMENT
LOCATION OF EXISTING UNDERGROUND UTILITIES HAVE BEEN TAKEN FROM DRAWINGS AND FIELD LOCATES SUPPLIED BY THE APPROPRIATE UTILITY COMPANIES. UTILITY LOCATIONS SHOWN ON THIS DRAWING ARE APPROXIMATE ONLY. PRIOR TO BEGINNING ANY CONSTRUCTION, THE CONTRACTOR SHALL VERIFY THE EXACT LOCATION OF EACH UTILITY.



COFFMAN ENGINEERS
10 N. Post Street, Suite 500 | Spokane, WA 99201
ph 509.328.2994 | fax 509.328.2999
coffman.com
LASTING creativity | results | relationships



CITY OF SPOKANE
PARKS & RECREATION



SOUTHEAST SPORTS COMPLEX-PHASE I

2700 E 46TH AVE, SPOKANE, WA 99223

STORM DRAINAGE PLAN

BAR IS ONE INCH ON ORIGINAL DRAWING. IF NOT ONE INCH ON THIS SHEET, ADJUST SCALES ACCORDINGLY

DATE: 01/09/2019

DRAWN BY: CWD

CHECKED BY: JCB

PROJECT NO: 18-027

REVISION

1	3
2	4

SHEET 8 OF 25

C-7

STORM DRAINAGE PLAN

BID TABULATION

BID NUMBER: 4508-19

BID TITLE: SE SPORTS COMPLEX – PHASE I

DUE DATE: 2/4/19



CITY OF SPOKANE - PURCHASING
 808 W. Spokane Falls Blvd.
 Spokane, Washington 99201-3316
 (509) 625-6400

BIDS RECEIVED FROM:	Bacon Concrete Inc. 16510 N Brannon Lane Spokane WAS 99208 (509) 924-3900	Wm. Winkler Company PO Box 430 Newman Lake WA 99025 (509) 489-6100	National Native American Construction Inc. 3901 N Schreiber Way Coeur D'Alene ID 83815 (208) 635-5400	Engineering/Remediation Resources Group Inc. (ERRG) 3915 E Francis Ave #B1 Spokane WA 99217-6596 (509) 991-3105
Base Bid: (Total of Schedules 1, 2 & 3 including tax)	\$815,725.56	\$801,482.00	\$947,748.54	\$846,358.53
ALTERNATE 1 : Large Shelter Install – No tax included	\$136,000.00	\$184,992.00	\$108,720.00	\$162,584.77
ALTERNATE 2 : Sod in lieu of Hydroseed – No tax included	\$24,000.00	\$ 9,500.00	\$25,644.00	\$12,855.78
ALTERNATE 3: Irrigation Control Wire – No tax included	\$18,000.00	\$ 35,057.00	\$45,123.00	\$41,227.91
Sales Tax on Alternates	\$ 15,664.00	\$ 20,200.31	\$ 15,794.86	\$19,066.82
TOTAL	\$1,009,389.56	\$1,031,031.00	\$1,127,235.54	\$1,063,026.99
BID BOND	Yes	Yes	Yes	Yes
ADDENDA	Yes	Yes	Yes	Yes
CONTRACTOR LICENSE	BACONCI072L9	WM2INC*935LA	NNAC*I*915KF	CC ENGINRR943CB
SUBCONTRACTORS:	Power City Electric Electrical Work Shamrock Paving Asphalt Joy Landscape Landscape & Irrigation	Colvico Inc Electrical and lighting for base bid and Alternate #1	Colvico Inc. Electrical J.I. Jacobs Plumbing	None listed



LEGEND

- | | |
|--|---|
| 1 SHARED ACCESS DRIVE. | 10 OPEN TURF PLAY AREA |
| 2 SHARED PARKING (APPROX. 63 SPACES). | 11 LARGE PICNIC SHELTER AND GATHERING AREA. |
| 3 ENTRY PLAZA AND TRAIL ACCESS. | 12 NEIGHBORHOOD PARK RESTROOM. |
| 4 PAVILION AND MEADOW. | 13 RENOVATED PLAY AREA WITH SPLASH PAD. |
| 5 REGAL RIBBON - ACTIVE STREETScape WITH TRANSIT STOP AND LINEAR SKATE ELEMENTS. | 14 BASKETBALL COURT. |
| 6 NEIGHBORHOOD GATEWAY SIGN AND COMPLEX ENTRANCE. | 15 SMALL PICNIC SHELTER. |
| 7 SOCCER FIELD (FULL). | 16 NEIGHBORHOOD PARK GATEWAY. |
| 8 SOCCER FIELD (U11). | 17 TRAIL HEAD PARKING. |
| 9 BASEBALL/SOFTBALL BACKSTOP. | 18 NEIGHBORHOOD TRAIL. |
| | 19 ALTAMONT STREET IMPROVEMENTS. |



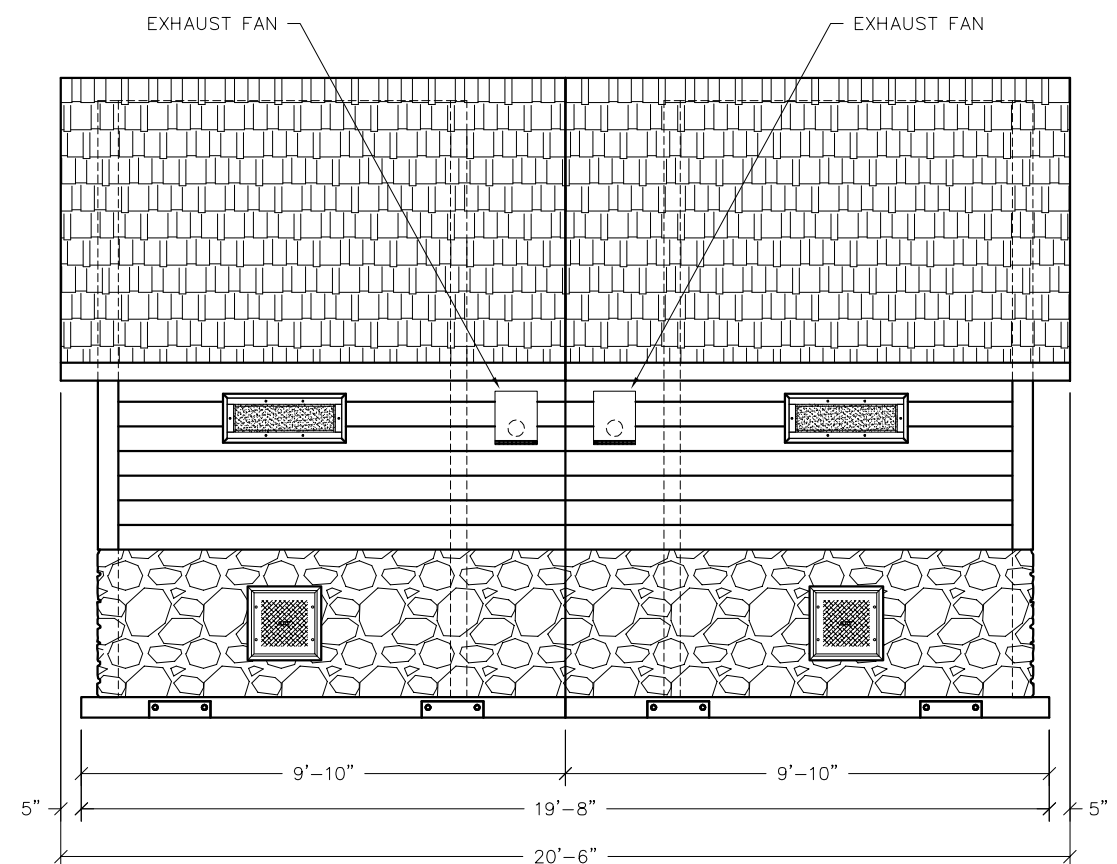
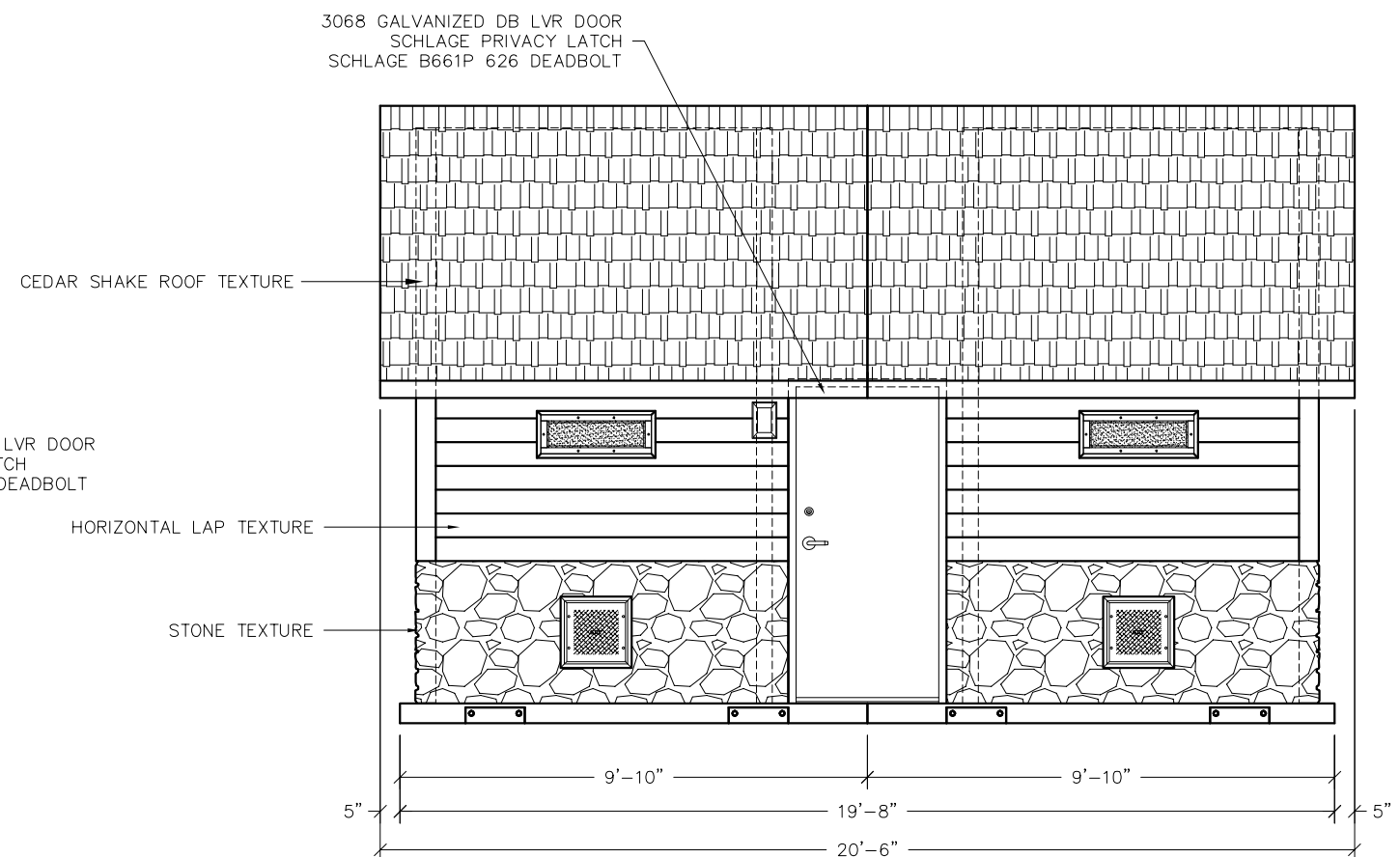
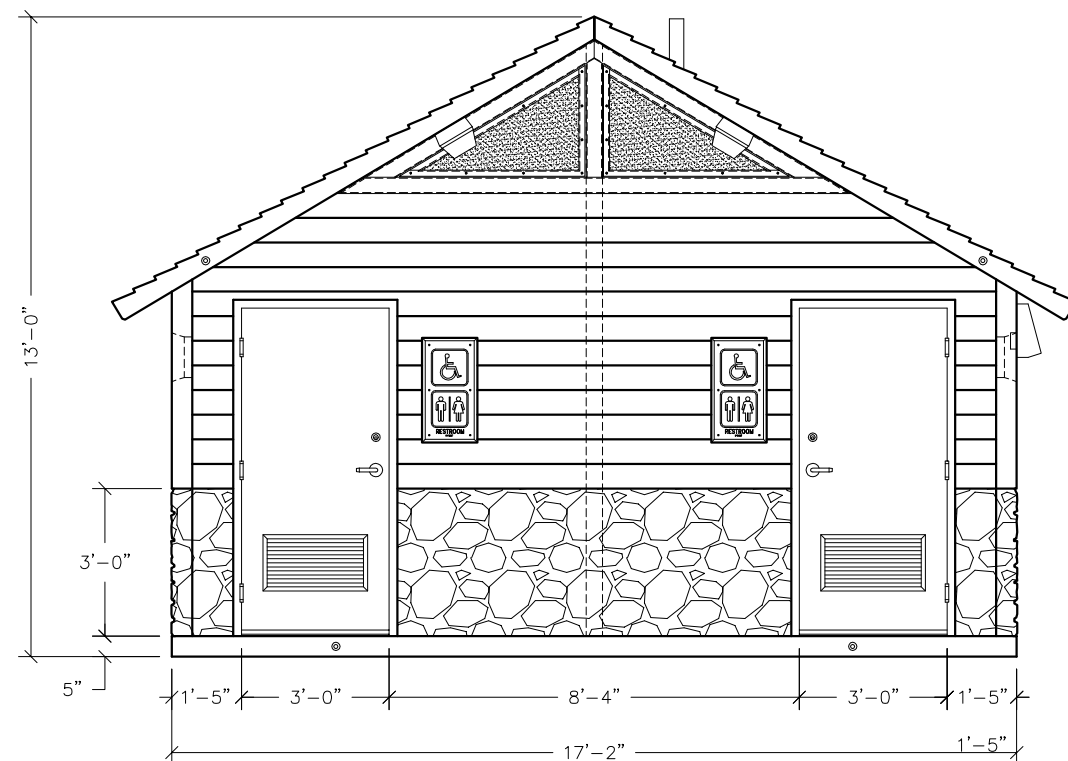
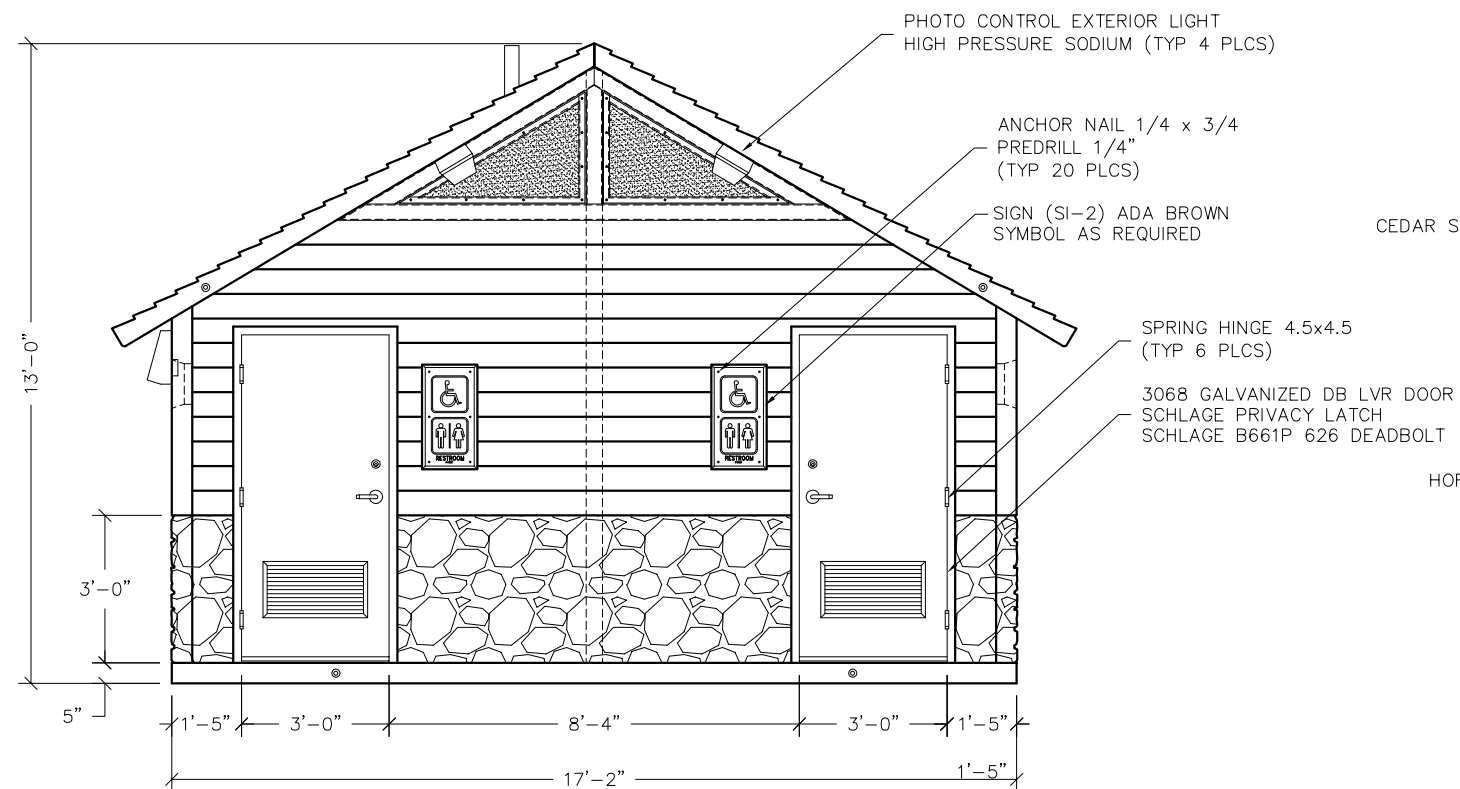
2019.02.06

RESTROOM PURCHASE | SOUTHEAST SPORTS COMPLEX PHASE 1

INTENT

Purchase (1) new manufactured concrete restroom building for the Southeast Sports Complex Phase 1 project from 'CXT Incorporated' using State of Washington contract #00213 for the total cost of \$137,653.49. Restroom to have four (4) partitioned, fully accessible uni-sex stalls, galvanized painted doors and frames, electrical package, one (1) wall mounted outdoor drinking fountain and bottle filling station, and a sacrificial antigraffiti sealer. Details Below:

<u>ITEM</u>	<u>QTY</u>	<u>UNIT PRICE</u>	<u>EXTENDED COST</u>
Denali' flush toilet building (2-stall unit)	1.0	\$ 53,763.00	\$ 53,763.00
Optional restroom section (2 additional restroom units)	1.0	\$ 57,339.00	\$ 57,339.00
Two-Tone Color Scheme	2.0	\$ 275.00	\$ 550.00
Stainless Steel Fixtures	2.0	\$ 1,866.00	\$ 3,732.00
Exterior mounted ADA drinking fountain & bottle filler	1.0	\$ 2,963.00	\$ 2,963.00
Exterior frostproof hose bib with box	1.0	\$ 431.00	\$ 431.00
Paint touch-up Kit - Two Tone Color	1.0	\$ 56.00	\$ 56.00
Final connection to utilities	1.0	\$ 2,240.00	\$ 2,240.00
One-way transportation cost to site	1.0	\$ 3,576.00	\$ 3,576.00
WA Management Fee (1.5% of building cost)	1.0	\$ 1,869.75	\$ 1,869.75
Sales tax (8.8%)			\$ 11,133.74
Total Purchase Price:			\$ 137,653.49

[illegible][illegible]

--	--

3808 N. Sullivan Bldg. #7 Spokane, WA 99216

 **CXT**

Precast Products

901 N. Highway 77 Hillsboro, TX 76645

PROJECT TITLE
DENALI SECTIONAL
PROPOSAL NUMBER 13-297P

NOTICE

The information contained herein is proprietary and the exclusive property of CXT Incorporated. The information may only be used by the original recipient for the purpose intended. Reproduction or distribution of this information is strictly prohibited without the prior written consent of CXT Incorporated. By allowing use of this information, CXT Incorporated grants no warranty, express or implied, including a warranty of merchantability or of fitness for a particular purpose.

CXT Incorporated			
REV.	DESCRIPTION	APPROVAL	DATE
SCALE	1/4"=1'-0"	DATE	11-13-13
DRAWN	ROB D WALKER	FILE NO.	13-297P
CHECKED		PLOT	48

BUILDING ELEVATIONS

DWG NO.	SHEET 2	REV.
DN-02		







2019.02.06

PLAY EQUIPMENT PURCHASE | SOUTHEAST SPORTS COMPLEX PHASE 1**INTENT**

Purchase (5) new pieces of playground equipment for the Southeast Sports Complex Phase 1 project from 'Northwest Playground Equipment, Inc.' using NASPO Value Point Cooperative Purchasing Contract up to a maximum cost of \$83,323.60. Specific equipment listed below:

<u>ITEM</u>	<u>QTY</u>	<u>UNIT PRICE</u>	<u>EXTENDED COST</u>
Playworld Kiddie Corner 2-5 structure	1.0	\$ 32,461.50	\$ 32,461.50
Playworld Unity Connect 5-12 structure	1.0	\$ 32,461.50	\$ 32,461.50
6 user swing set w/ 4 belted seats and 2 infant seats	1.0	\$ 4,585.00	\$ 4,585.00
Spin Cup	1.0	\$ 741.00	\$ 741.00
Bench Boulder	1.0	\$ 2,142.00	\$ 2,142.00
NASPO 10% equipment discount	1.0	\$ (7,239.10)	\$ (7,239.10)
Freight	1.0	\$ 11,432.29	\$ 11,432.29
Sales tax (8.8%)			\$ 6,739.41
Total Purchase Price:			\$ 83,323.60

SOUTHEAST SPORTS COMPLEX PLAYGROUND THEME

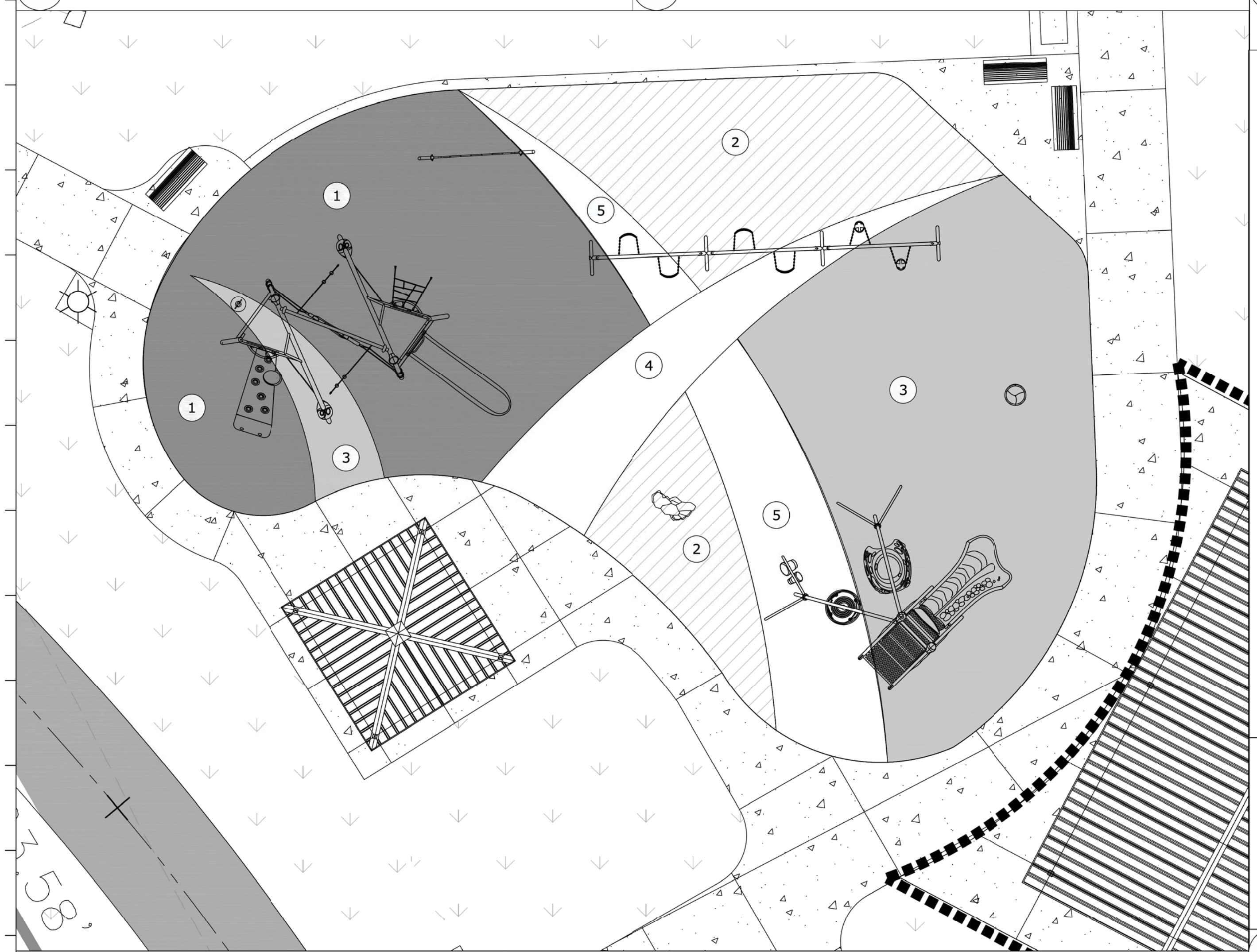
Playground Design Goal

The Southeast Sports Complex Neighborhood Park should reflect the prairie theme, as an identifying theme for the neighborhood, and a contemporary vision to capture the modernization of the Southgate Neighborhood.

Objectives

- Integrate KXLY proposed prairie imagery, forms, and colors
- Integrate contemporary materials, forms, and colors
- Create an accessible playground for all ages
- Allocate multiple play activities for multiple play experiences





- 1 POURED-IN-PLACE SURFACING COLOR: HUNTER GREEN
- 2 POURED-IN-PLACE SURFACING COLOR: 50/50 HUNTER GREEN/EGGSHELL MIX
- 3 POURED-IN-PLACE SURFACING COLOR: EGGSHELL
- 4 POURED-IN-PLACE SURFACING COLOR: BRIGHT GREEN
- 5 POURED-IN-PLACE SURFACING COLOR: GOLD

NOTE: PLAYGROUND EQUIPMENT
AND SAFETY SURFACING
TO BE INSTALLED BY A
CERTIFIED PLAYGROUND
SAFETY INSPECTOR (CPSI)

D POURED-IN-PLACE SAFETY SURFACING LAYOUT

Resolution # _____

CITY OF SPOKANE
PARK BOARD RESOLUTION

A RESOLUTION, for Redband Park Sculpture

WHEREAS, Glover Field was renamed to Redband Park in September 2018, and was expanded in include park lands adjacent to the river along Water Street; and

WHEREAS, The Spokane River Forum, Spokane Tribe of Indians, Spokane Indians Baseball, and Spokane Park Board wish to collaborate on the installation of the Redband Trout sculpture in Redband Park; and

WHEREAS, Spokane River Forum, Spokane Indians Baseball, and the City of Spokane has raised funds for the design and creation of the Redband Trout Sculpture; and

WHEREAS, Spokane Indians Baseball intends to duplicate the sculpture and install at Avista Stadium. Both Spokane Parks and Spokane Indians Baseball would hold rights for marketing the Redband Trout Sculpture, free from artist royalties, any reproduction would be coordinated through the artist Chris Anderson; and

WHEREAS, The River Forum and Spokane Indians Baseball has completed extensive public outreach, collaborating with neighborhood chair, and vice chair, Spokane Tribe of Indians Archaeologist, Trout Unlimited, and the Artist; and Now, Therefore,

BE IT RESOLVED by the Parks and Recreation Division for the City of Spokane that it hereby approves the parties involved to proceed with contracting and placement of the Redband Trout Sculpture within Redband Park; and

BE IT FURTHER RESOLVED that the Park Board authorizes the Redband Art Project.

ADOPTED BY THE PARK BOARD ON _____

City Clerk

Approved as to form:

Assistant City Attorney

17-XXX

Redband Park Art Installation

Background

In September 2018 the Spokane Park Board renamed Glover Field Redband Park. When renamed, Redband Park was extended to include park lands adjacent to the river along Water Street.

Located in Peaceful Valley, for centuries this location was a critical salmon-fishing camp and ceremonial gathering place for the Spokane Tribe because it was the farthest location salmon could migrate up the Spokane River. Tribes from throughout the region converged here to share in the wealth of Chinook salmon which, by some estimates, had annual runs up the Spokane River of about one million. The camps were seasonal with up to 5,000 people gathering to catch, smoke, and dry salmon for the long winter.

The end of the nineteenth century and first part of the twentieth century saw not only the blocking of salmon runs by dams, but the fast development of the City of Spokane. When the great fire of Spokane occurred in 1889, the area that is now Redband Park became a fill location for fire debris.

In 1912, the city built an athletic stadium at this location. It hosted high school events, fairs, shows and carnivals. In 1917, it became known as Glover Field after the founding father of Spokane. By 1935, the bleachers were removed, and the location transitioned to a sleepy park area that after World War II had a small community center added to support the Peaceful Valley neighborhood.

Renaming of the field Redband Park acknowledges and honors this history while also carrying the current fishery and related stewardship story forward into the 21st century. Specifically, redband trout are the remnant native species connected to Chinook salmon that survived dams blocking the return of salmon to Spokane Falls. By the end of the twentieth century, however, populations of redband trout were in serious decline due to declining river flows and water pollution related to industrial development and wastewater from a growing population. Redband Park will anchor public awareness and commitment to the current native fishery as well as related water quality, recreation, historical and stewardship values.

Spokane River Forum and Stakeholder Engagement in Redband Park

The Spokane River Forum is a 501 (c)(3) non-profit organization dedicated to creating materials, events and activities that promote regional dialogues for sustaining a healthy river system while meeting the needs of a growing population. A key initiative of the Forum is the Spokane River Water Trail. Begun in 2010, the Spokane River now features 10 new and 4 restored water trail access points. Thousands of residents and visitors are enjoying the river as never before. For more information, visit www.spokanewatertrail.org.

Redband Park is the most recent water trail access project reaching fruition. Over a 5-year period, the Forum successfully raised the funds and developed a partnership with the city, recreational and conservation groups, Spokane Tribe of Indians, Spokane Indians Baseball and others to engineer and build a non-motorized boat launch at this location. Construction is scheduled to be complete this spring.

Beyond the work of the Forum, two critical initiatives were folded into this effort. First, Spokane Indians Baseball began the Redband Campaign in 2017. With merchandise and messaging, the team uses the redband campaign to embody the ideals of the team and its players: hard-fighting, never-quitting,

resilient and adaptive under ever-changing circumstances. Part of this campaign has been creating partnerships to redevelop Redband field, reintroduce programmed youth sports to the field, and restoring the community building at this location. Second, the city successfully raised funds for the loop-trail. Using Redband Park as a trailhead, the loop trail will go through Peaceful Valley to People's Park, cross Sandifur Bridge, loop back to downtown via the Centennial Trail, and then connect back up with Redband Park. Construction will occur in the summer of 2019. The city has worked with the neighborhood association and stakeholders to develop an interpretive plan from Redbank Park to People's Park. This art installation is part of that plan.

In 2018, the Forum was asked to consider supporting the art installation component of Redband Park.

Redband Art Installation

Attachment A shows the prototype of the proposed redband sculpture. The effort to create this prototype initially came from redband campaign efforts led by Spokane Indians Baseball. When seen by stakeholders such as the Spokane Tribe of Indians, City, Trout Unlimited, Neighborhood Association and others, there was a strong consensus that the sculpture could be a signature piece for the park and anchor the interpretive plan.

The Artist

Chris Anderson is a metalworks sculptor based out of Colville, WA. Chris started his business in 1989 and has created a wide variety of metal pieces since that time, often representing wildlife and nature. Many of his commissions are for private individuals. Public commissions include the US Forest Service and City of Colville. Private sector commissions include Boise Cascade, North Shore Utilities, Hearth and Home stove manufacturers, Hewes Craft boats, and Enviroment West Landscape.

In 2012 Chris moved to Austin Tx, where he was hired by Texas Disposal System's to be the resident artist for their exotic game ranch. In the 3 1/2 years that he was there, he created several pieces that included a larger than life rhino, buffalo, stainless steel elephant and a 19' tall lion. He also designed and constructed a 40' tall shovel and the framework to transport the shovel to any location that the company wished to display it. It is the new Guinness world record, beating the previous record which was only 14'. In 2016, he moved to Colville, WA.

Site Location

The sculpture will be approximately 7.5' tall and sit atop a base that is approximately 4' tall. The sculpture will be fabricated from stainless steel, and the base from cor-ten steel. Attachment B shows the current draft of the site plan that the city contractor provided. Importantly, this site plan includes landscaping, interpretation and other features that fully flesh out the experience and support the art installation.

The sculpture and related landscaping is strategically set to attract visitors using the water trail, biking/walking trailhead, attending youth sports, or visiting the community building (which is currently housing the Recovery Café). Indeed, the installation is intentionally designed to become a "meet-up" location for family, friends, and groups. The location is also strategic in that it will support selfies and other photo opportunities without being in conflict with foot, vehicle and athletic activities.

Contextually, Attachment C shows the city's interpretive plan within which the proposed art installation functions. Meetings with stakeholders and the neighborhood association have assured consensus on the art installation and larger interpretive plan.

The interpretive theme for the sculpture area is redband trout as Spokane River's signature native fish, its life cycle, and related stewardship values. The Forum will partner with the Spokane Tribe of Indians to develop the language and graphics for interpretation, then work with the city and its contractor(s) to complete development and installation.

Donor plaque recognition will occur within the rockery portion of the landscape. Three donor plaques consisting of name and logo will be included. This includes the Spokane River Forum, Spokane Indians Baseball and TransCanada.

Funding and Budget

Attachment D provides the budget for this effort, which is approximately \$80,000. The Forum will directly fund the artist for the sculpture and base. The Forum will then enter a contract with the City of Spokane Parks and Recreation to accept the art donation and funds for landscaping and installation. The budget includes support of the Parks and Recreation art maintenance fund.

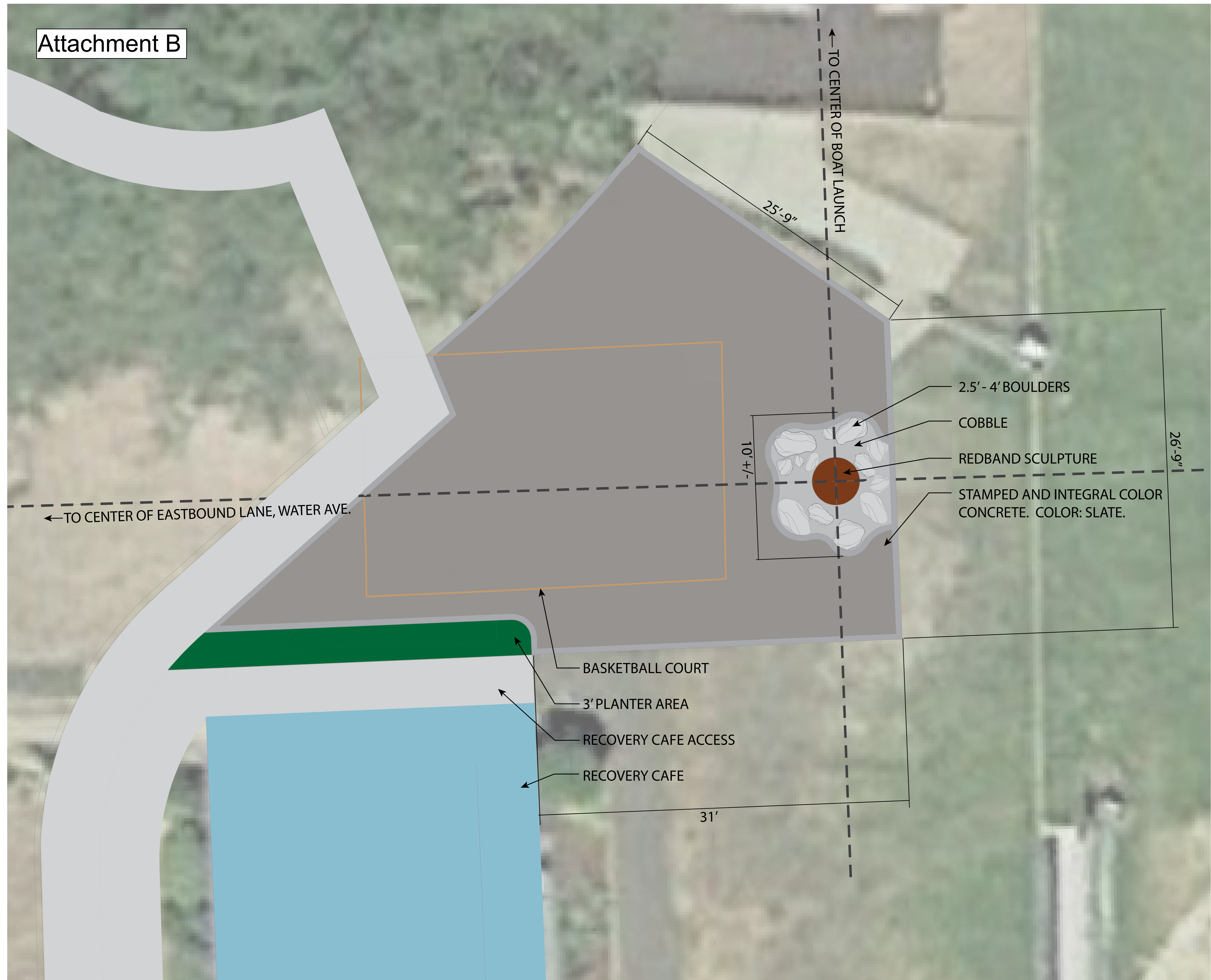
The lead funder will be TransCanada, a Canadian company with offices in Spokane that manage environmental, safety and other needs for 1,353 miles of natural gas pipeline that transports 2.9 billion cubic feet of natural gas to utilities in Washington, Idaho, Oregon, northern California and Nevada. Additional funding is being provided by Spokane Indians Baseball and the Spokane River Forum's Great Gorge fund. The Forum is the repository and fiscal agent of all funds for this art installation and will be contractually responsible for distribution to the artist and city.

Total Forum funding for the water trail access and art installation will be over \$335,000. This is in addition to funding secured by the city for improved parking, the loop trail and People's Park restoration.

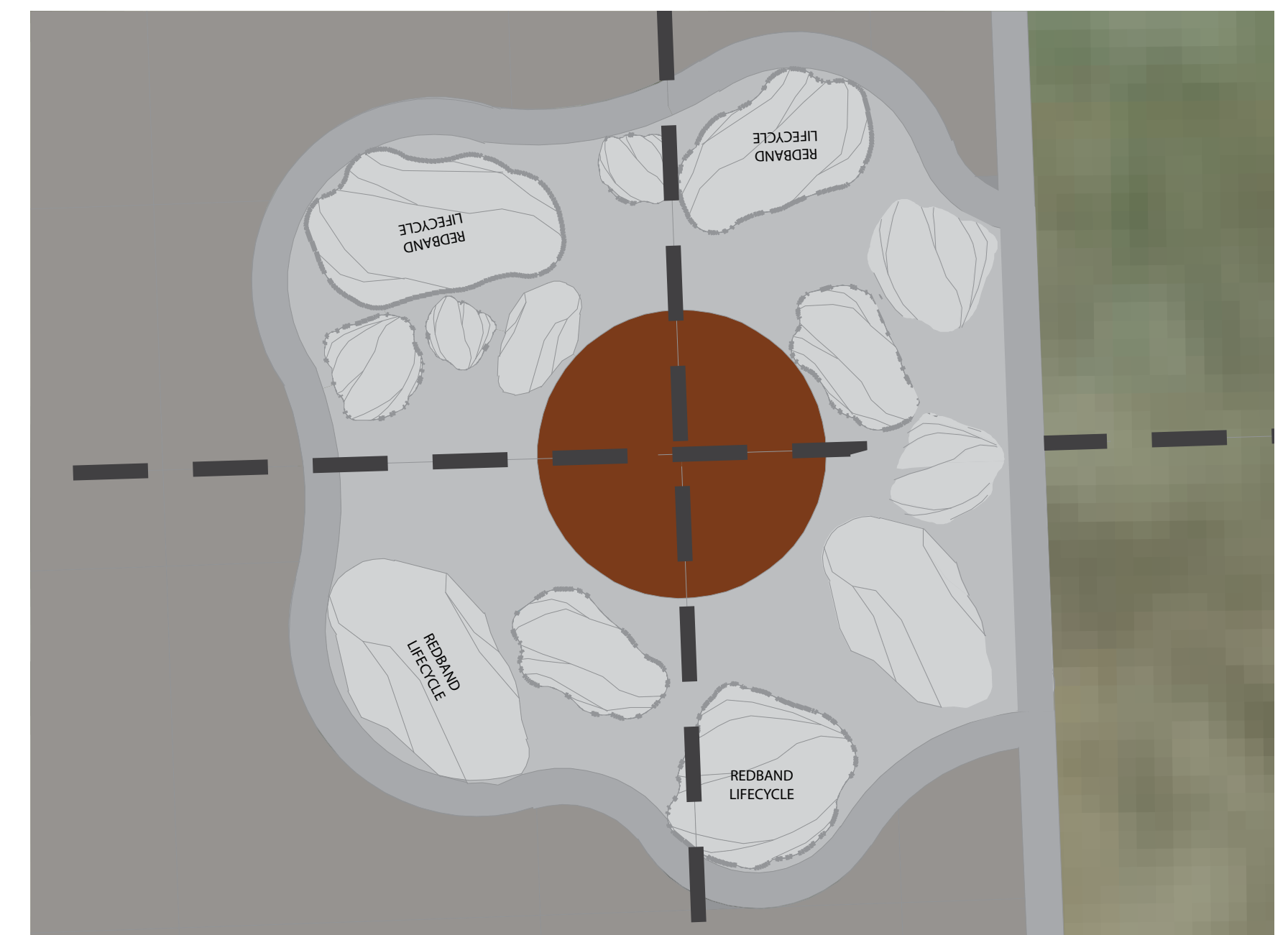
Attachment A



Attachment B



RED BAND PLAZA



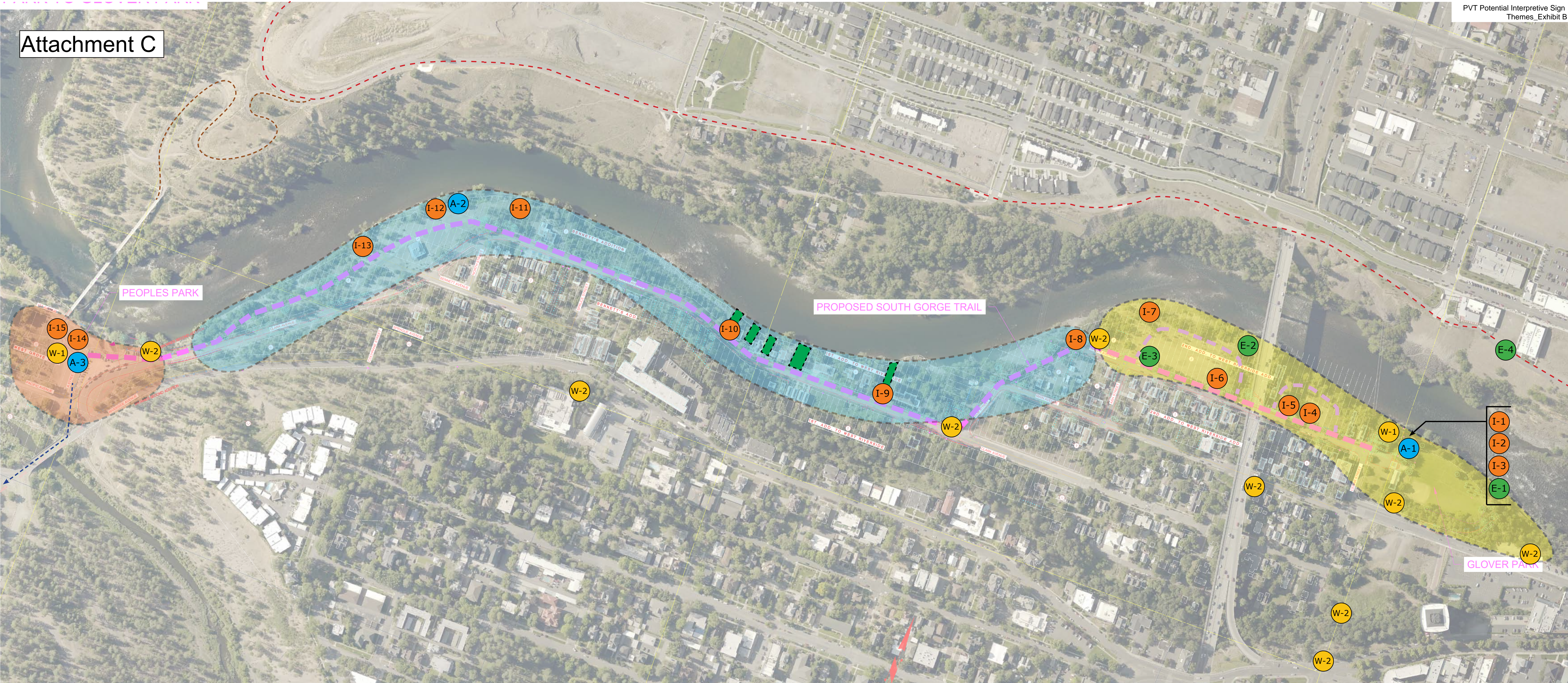
OPTION 1: REDBAND SCULPTURE WITH REDBAND TROUT LIFECYCLE SANDBLASTED INTO 4 BOULDERS



OPTION 2: REDBAND SCULPTURE WITH INTERPRETIVE SIGN & ARTIST PLAQUE



POTENTIAL SCULPTURE BASE



LEGEND

- | | |
|--------------------------------|-------------------------------|
| Interpretive Icon/Signage | Tribal History Zone |
| Existing Interpretive Signs | Nature Zone |
| Interpretive Signs | Redband Park Zone |
| Regional Map Signage | City of Spokane Park Property |
| Directional Wayfinding Signage | Peaceful Valley Trail |
| | Centennial Trail |
| | Sandifur Bridge Connection |
| | To Fish Lake Trail |

POTENTIAL SIGNAGE LOCATIONS

- | | | | |
|--|-------------------------------|--|---|
| A-1 Redband Trout Sculpture | E-1 "A Center of Culture" | I-1 The Field at Redband Park & Launch | I-9 Native Habitats: Local Wildlife |
| A-2 Sculpture/icon/signage that relates to nature or natural processes that occurs/occurred on the Spokane River | E-2 "A Spawning Ground" | I-2 Intro to Redband Species/Lifecycle | I-10 Native Habitats: Plants |
| A-3 Sculpture/icon significant to the Tribe/Relates to the Confluence | E-3 "The Backbone of Spokane" | I-3 Health of the River: Water Quality & Quantity (at boat launch) | I-11 Invasive Species |
| | E-4 "A Wall of Water" | I-4 Green Infrastructure | I-12 Native Habitats: River/Gorge Ecology |
| | | I-5 Neighborhoods | I-13 Gorge Geology |
| | | I-6 Peaceful Valley History | I-14 The Confluence |
| | | I-7 Redband Culture | I-15 Gathering of Peoples |
| | | I-8 Other Fish and Aquatic Wildlife | |

Attachment D
Redband Plaza Budget

Redband Sculpture

Fabrication	\$ 16,000.00
Materials	\$ 2,000.00
A&E for Base	\$ 4,300.00
Concrete Footing	\$ 3,500.00
Base Fabrication	\$ 3,000.00
Donor Plaque	\$ 2,000.00
Art, Intreptive	\$ 5,500.00
Subtotal	\$ 36,300.00

Plaza Landscaping

Demolition	\$ 1,200.00
Rough Grading	\$ 500.00
Stamped Concrete	\$ 19,100.00
Boulders and Cobbles Around Base	\$ 4,500.00
Landscaping Around Base	\$ 300.00
Turf and Irrigation	\$ 1,300.00
Subtotal	\$ 26,900.00

Art Installation Maintenance	\$ 2,500.00
Mobilization and Support	\$ 2,000.00
Tax	\$ 5,737.60
Contingency (10%)	\$ 6,520.00
Total	\$ 79,957.60



Spokane Tribe of Indians

P.O. Box 100 • Wellpinit, WA 99040 • (509) 458-6500 • Fax (509) 458-6575

February 13, 2019

Garrett Jones

Planning and Development Manager, Acting Director of Parks and Recreation
808 W. Spokane Falls Blvd #5
Spokane, WA 99201

Dear Mr. Jones,

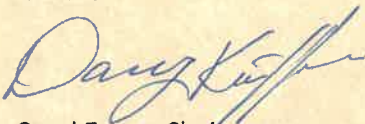
The Spokane Tribe of Indians partnered with the Spokane Indians Baseball Team and the City of Spokane in 2017 to create a historic promotion of the Redband Trout (*Oncorhynchus mykiss gairdneri*). This highly successful campaign brought nationwide attention on a "beautiful, unique and important species" of fish in the Spokane Region. Redband was a historically important food source for the Spokane Tribe of Indians and we are currently working with regional partners to ensure their survival and population growth. The Spokane Tribe has continued to work closely with the Spokane Indians Baseball Team, the City of Spokane, and other partners, as this promotion has grown.

Through the efforts of this campaign, the Park Board approved the renaming of Glover Field to Redband Park in June of 2018. Additionally, the Boat Ramp located at Redband Park is in the final stages of completion. This boat ramp will help bring more visitors to this area, provide safe access for boaters and recreationalists to the Spokane River, and, in turn increase awareness and appreciation for the protection of the Spokane River and its inhabitants, including the native Redband Trout.

The Spokane Tribe of Indians support the placement of the proposed sculpture, which will quickly become the centerpiece of this campaign. The sculpture is a replica of the logo formed from Spokane Indians Baseball Team's historic promotion with the City of Spokane and the Tribe. Additionally, historical markers about the significance of this area and Redband Trout to the tribe are currently in development.

This partnership is both honoring and respectful to native people and has rallied the City to bring awareness to the health and importance of the Spokane River. The Spokane Tribe of Indians strongly support and encourages the Park Boards approval of the Redband Trout Sculpture.

lem/mt

for 
Carol Evans, Chairwoman
Spokane Tribe of Indians