

SPOKANE POLICE DEPARTMENT

PRELIMINARY CITYWIDE **IBR** CRIME REPORT



Preliminary IBR Counts

CHIEF OF POLICE

Craig Meidl

Period Ending: Saturday, April 8, 2023

NIBRS Categories (Part 1 Selected)		7 Day Comparison			28 Day Comparison			YTD Comparison		
		Current	Prior	Percent	Current	Prior	Percent	Current	Prior	Percent
Violent	Criminal Homicide	0	1	-100.00%	1	1	0.00%	5	5	0.00%
	Rape	6	4	50.00%	22	19	15.79%	67	60	11.67%
	Robbery - Commercial	5	2	150.00%	8	5	60.00%	23	37	-37.84%
	Robbery - Person	5	7	-28.57%	17	24	-29.17%	57	54	5.56%
	Aggravated Assault - Non DV	9	9	0.00%	38	33	15.15%	145	137	5.84%
	Aggravated Assault - DV	8	3	166.67%	24	34	-29.41%	100	93	7.53%
Violent Total:		33	26	26.92%	110	116	-5.17%	397	386	2.85%
Property	Burglary - Residential	9	11	-18.18%	52	49	6.12%	237	197	20.30%
	Burglary Garage	3	10	-70.00%	29	23	26.09%	112	81	38.27%
	Burglary Commercial	8	11	-27.27%	40	36	11.11%	148	171	-13.45%
	Larceny	118	156	-24.36%	624	668	-6.59%	2396	2947	-18.70%
	Vehicle Theft	29	21	38.10%	110	118	-6.78%	419	466	-10.09%
	Arson	0	3	-100.00%	9	4	125.00%	29	20	45.00%
Property Total:		167	212	-21.23%	864	898	-3.79%	3341	3882	-13.94%
Preliminary Part 1 Crime Totals:		200	238	-15.97%	974	1014	-3.94%	3738	4268	-12.42%
Current 7 Day Period:		4/2/2023 - 4/8/2023			Prior 7 Day Period:		3/26/2023 - 4/1/2023			
Current 28 Day Period:		3/12/2023 - 4/8/2023			Prior 28 Day Period:		2/12/2023 - 3/11/2023			
Current YTD Day Period:		1/1/2023 - 4/8/2023			Prior YTD Period:		1/1/2022 - 4/8/2022			

Prepared by SPD Crime Analysis Office - Monday, April 10, 2023

NOTE: SPD moved from UCR to the NIBRS reporting standard on 10/4/16 following the transition to a new RMS System. [Numbers on CompStat reports prior to this date should not be used as a comparison to those on this report.](#) Additional info on these reporting standards can be found on the FBI website: <https://ucr.fbi.gov/nibrs-overview>

This chart represents Preliminary counts of selected crime categories from Police Case Reports. Full statistical analysis to determine the confidence level of this data has not been performed. The % change columns on the preliminary counts differ from the percentage change on the NIBRS crime report, sometimes significantly. The CompStat report is designed for operational use and includes only selected NIBRS categories and coding less complex than full NIBRS rules. Official statistics for these and other NIBRS categories can be found on WASPC & FBI websites once available.



SPOKANE POLICE DEPARTMENT

Northwest Precinct

ADAM Sector



PSA Commander

Captain Tom Hendren

Northwest District (P1)

Central District (P2)



POLICE SUMMARY - Ending: Saturday, April 8, 2023

NORTHWEST PRECINCT (P1, P2) ADAM SECTOR



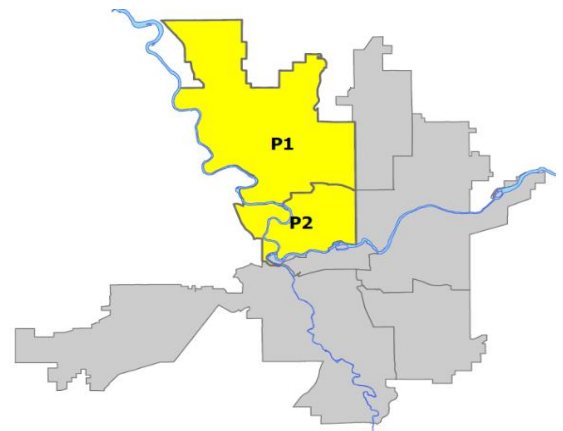
Preliminary IBR Counts

NIBRS Categories (Part 1 Selected)		7 Day Comparison			28 Day Comparison			YTD Comparison		
		Current	Prior	Percent	Current	Prior	Percent	Current	Prior	Percent
Violent	Criminal Homicide	0	1	-100.00%	1	0		2	1	100.00%
	Rape	2	0		7	2	250.00%	12	16	-25.00%
	Robbery - Commercial	0	0		0	1	-100.00%	1	10	-90.00%
	Robbery - Person	2	0		3	2	50.00%	6	12	-50.00%
	Aggravated Assault - Non DV	1	0		6	7	-14.29%	25	36	-30.56%
	Aggravated Assault - DV	3	0		8	10	-20.00%	28	26	7.69%
Violent Total:		8	1	700.00%	25	22	13.64%	74	101	-26.73%
Property	Burglary - Residential	3	4	-25.00%	14	16	-12.50%	80	53	50.94%
	Burglary Garage	0	3	-100.00%	6	5	20.00%	27	26	3.85%
	Burglary Commercial	2	5	-60.00%	13	7	85.71%	38	28	35.71%
	Larceny	18	29	-37.93%	123	128	-3.91%	452	551	-17.97%
	Vehicle Theft	7	7	0.00%	30	28	7.14%	107	106	0.94%
	Arson	0	2	-100.00%	3	1	200.00%	7	8	-12.50%
Property Total:		30	50	-40.00%	189	185	2.16%	711	772	-7.90%
Preliminary Part 1 Crime Totals:		38	51	-25.49%	214	207	3.38%	785	873	-10.08%
Current 7 Day Period:		4/2/2023 - 4/8/2023			Prior 7 Day Period:		3/26/2023 - 4/1/2023			
Current 28 Day Period:		3/12/2023 - 4/8/2023			Prior 28 Day Period:		2/12/2023 - 3/11/2023			
Current YTD Day Period:		1/1/2023 - 4/8/2023			Prior YTD Period:		1/1/2022 - 4/8/2022			

Prepared by SPD Crime Analysis Office - Monday, April 10, 2023

NOTE: SPD moved from UCR to the NIBRS reporting standard on 10/4/16 following the transition to a new RMS System. [Numbers on CompStat reports prior to this date should not be used as a comparison to those on this report.](#) Additional info on these reporting standards can be found on the FBI website: <https://ucr.fbi.gov/nibrs-overview>

This chart represents Preliminary counts of selected crime categories from Police Case Reports. Full statistical analysis to determine the confidence level of this data has not been performed. The % change columns on the preliminary counts differ from the percentage change on the NIBRS crime report, sometimes significantly. The CompStat report is designed for operational use and includes only selected NIBRS categories and coding less complex than full NIBRS rules. Official statistics for these and other NIBRS categories can be found on WASPC & FBI websites once available.



Note: On 1/8/23 boundary changes were implemented dividing the North Precinct into two (NW and NE). The Northwest Precinct ADAM Sector consists of P1 and P2; Consequently this page did not exist on printed CompStat reports prior to 1/8/23

POLICE SUMMARY - Ending: Saturday, April 8, 2023



NW - Northwest District (P1)

Preliminary IBR Counts

NIBRS Categories (Part 1 Selected)		7 Day Comparison			28 Day Comparison			YTD Comparison		
		Current	Prior	Percent	Current	Prior	Percent	Current	Prior	Percent
Violent	Criminal Homicide	0	0		0	0		0	1	-100.00%
	Rape	1	0		3	1	200.00%	5	7	-28.57%
	Robbery - Commercial	0	0		0	0		0	4	-100.00%
	Robbery - Person	0	0		1	0		2	6	-66.67%
	Aggravated Assault - Non DV	1	0		5	4	25.00%	15	16	-6.25%
	Aggravated Assault - DV	2	0		3	6	-50.00%	14	9	55.56%
Violent Total:		4	0		12	11	9.09%	36	43	-16.28%
Property	Burglary - Residential	1	2	-50.00%	6	6	0.00%	41	28	46.43%
	Burglary Garage	0	2	-100.00%	4	2	100.00%	11	13	-15.38%
	Burglary Commercial	0	0		2	2	0.00%	15	12	25.00%
	Larceny	10	16	-37.50%	62	65	-4.62%	225	228	-1.32%
	Vehicle Theft	5	4	25.00%	16	7	128.57%	41	42	-2.38%
	Arson	0	1	-100.00%	2	0		3	3	0.00%
Property Total:		16	25	-36.00%	92	82	12.20%	336	326	3.07%
Preliminary Part 1 Crime Totals:		20	25	-20.00%	104	93	11.83%	372	369	0.81%
Current 7 Day Period:		4/2/2023 - 4/8/2023			Prior 7 Day Period:		3/26/2023 - 4/1/2023			
Current 28 Day Period:		3/12/2023 - 4/8/2023			Prior 28 Day Period:		2/12/2023 - 3/11/2023			
Current YTD Day Period:		1/1/2023 - 4/8/2023			Prior YTD Period:		1/1/2022 - 4/8/2022			

Prepared by SPD Crime Analysis Office - Monday, April 10, 2023

NOTE: SPD moved from UCR to the NIBRS reporting standard on 10/4/16 following the transition to a new RMS System. [Numbers on CompStat reports prior to this date should not be used as a comparison to those on this report.](#) Additional info on these reporting standards can be found on the FBI website: <https://ucr.fbi.gov/nibrs-overview>

This chart represents Preliminary counts of selected crime categories from Police Case Reports. Full statistical analysis to determine the confidence level of this data has not been performed. The % change columns on the preliminary counts differ from the percentage change on the NIBRS crime report, sometimes significantly. The CompStat report is designed for operational use and includes only selected NIBRS categories and coding less complex than full NIBRS rules. Official statistics for these and other NIBRS categories can be found on WASPC & FBI websites once available.



Note: On 1/8/23 a boundary change to P1 added a portion of the prior area to P2 (SPA2EG); Consequently activity in P1 will appear a bit lower if compared to printed CompStat reports prior to 1/8/23

Sunday - Saturday

NW - Northwest District (P1)

4/2/2023 TO 4/8/2023



<u>A/C</u>	<u>Offense Statute</u>	<u>Address</u>	<u>Reported Date</u>	<u>Dist</u>
<u>SPA1AD</u>				
C	THEFT 2D ALL OTHER	2300 W WELLESLEY AVE	4/8/2023	P1
C	THEFT 2D FROM MOTOR VEHICLE	1800 W KIERNAN AVE	4/2/2023	P1
C	THEFT 3D SHOPLIFTING	2400 W WELLESLEY AVE	4/3/2023	P1
C	THEFT OF MOTOR VEHICLE	2700 W GRACE AVE	4/8/2023	P1
<u>SPA1BS</u>				
C	ASSAULT 2D	4100 W WOODSIDE AVE	4/6/2023	P1
A	RESIDENTIAL BURGLARY	1700 W FRANCIS AVE	4/7/2023	P1
C	THEFT OF MOTOR VEHICLE	1800 W NORTHRIDGE CT	4/7/2023	P1
C	THEFT OF MOTOR VEHICLE	1700 W FRANCIS AVE	4/7/2023	P1
<u>SPA1FM</u>				
C	RAPE 2D		4/4/2023	P4
<u>SPA1IT</u>				
C	THEFT OF A FIREARM FROM MOTOR VEHICLE	5400 W SHAWNEE AVE	4/8/2023	P1
<u>SPA1NH</u>				
C	HARASSMENT FELONY WEAPON INVOLVED	4600 N POST ST	4/2/2023	P1
A	THEFT 3D FROM MOTOR VEHICLE	1100 W COLUMBIA AVE	4/5/2023	P1
C	THEFT 3D VEHICLE PARTS AND ACCESSORIES	5400 N WASHINGTON ST	4/3/2023	P1
C	THEFT OF MOTOR VEHICLE	3800 N CALISPEL ST	4/5/2023	P1
C	THEFT OF MOTOR VEHICLE	3800 N DIVISION ST	4/7/2023	P2
<u>SPA1NW</u>				
C	HARASSMENT FELONY WEAPON INVOLVED	4700 N DRISCOLL BLVD	4/5/2023	P2
C	THEFT 2D FROM MOTOR VEHICLE	6800 N OLD FORT DR	4/3/2023	P1
C	THEFT 3D FROM MOTOR VEHICLE	5500 N OAK ST	4/5/2023	P1
C	THEFT 3D FROM MOTOR VEHICLE	3100 W ELOIKA AVE	4/5/2023	P1
C	THEFT 3D FROM MOTOR VEHICLE	N ELM ST / W WABASH AVE	4/6/2023	P1

POLICE SUMMARY - Ending: Saturday, April 8, 2023



NW - North Central District (P2)

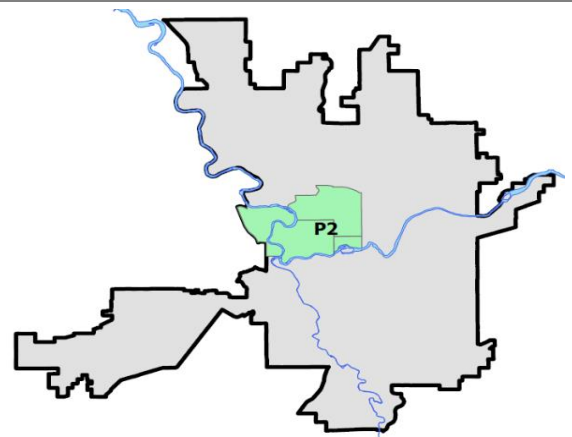
Preliminary IBR Counts

NIBRS Categories (Part 1 Selected)		7 Day Comparison			28 Day Comparison			YTD Comparison		
		Current	Prior	Percent	Current	Prior	Percent	Current	Prior	Percent
Violent	Criminal Homicide	0	1	-100.00%	1	0		2	0	
	Rape	1	0		4	1	300.00%	7	9	-22.22%
	Robbery - Commercial	0	0		0	1	-100.00%	1	6	-83.33%
	Robbery - Person	2	0		2	2	0.00%	4	6	-33.33%
	Aggravated Assault - Non DV	0	0		1	3	-66.67%	10	20	-50.00%
	Aggravated Assault - DV	1	0		5	4	25.00%	14	17	-17.65%
Violent Total:		4	1	300.00%	13	11	18.18%	38	58	-34.48%
Property	Burglary - Residential	2	2	0.00%	8	10	-20.00%	39	25	56.00%
	Burglary Garage	0	1	-100.00%	2	3	-33.33%	16	13	23.08%
	Burglary Commercial	2	5	-60.00%	11	5	120.00%	23	16	43.75%
	Larceny	8	13	-38.46%	61	63	-3.17%	227	323	-29.72%
	Vehicle Theft	2	3	-33.33%	14	21	-33.33%	66	64	3.13%
	Arson	0	1	-100.00%	1	1	0.00%	4	5	-20.00%
Property Total:		14	25	-44.00%	97	103	-5.83%	375	446	-15.92%
Preliminary Part 1 Crime Totals:		18	26	-30.77%	110	114	-3.51%	413	504	-18.06%
Current 7 Day Period:		4/2/2023 - 4/8/2023			Prior 7 Day Period:		3/26/2023 - 4/1/2023			
Current 28 Day Period:		3/12/2023 - 4/8/2023			Prior 28 Day Period:		2/12/2023 - 3/11/2023			
Current YTD Day Period:		1/1/2023 - 4/8/2023			Prior YTD Period:		1/1/2022 - 4/8/2022			


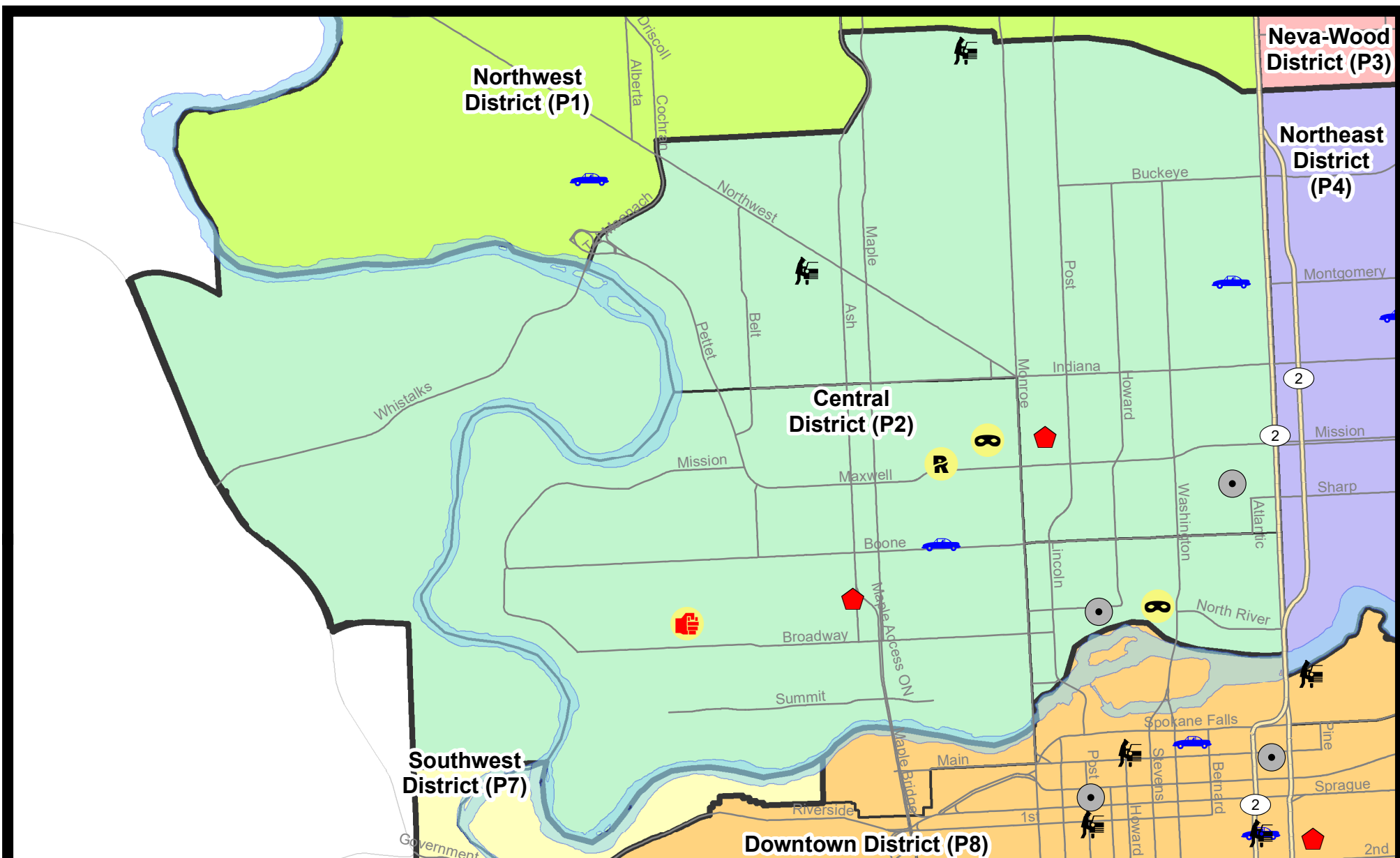
Prepared by SPD Crime Analysis Office - Monday, April 10, 2023

NOTE: SPD moved from UCR to the NIBRS reporting standard on 10/4/16 following the transition to a new RMS System. [Numbers on CompStat reports prior to this date should not be used as a comparison to those on this report.](#) Additional info on these reporting standards can be found on the FBI website: <https://ucr.fbi.gov/nibrs-overview>

This chart represents Preliminary counts of selected crime categories from Police Case Reports. Full statistical analysis to determine the confidence level of this data has not been performed. The % change columns on the preliminary counts differ from the percentage change on the NIBRS crime report, sometimes significantly. The CompStat report is designed for operational use and includes only selected NIBRS categories and coding less complex than full NIBRS rules. Official statistics for these and other NIBRS categories can be found on WASPC & FBI websites once available.



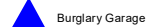
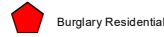
Note: On 1/8/23 a boundary change to P2 added a portion of the P1 area into P2 (SPA2EG); Consequently activity in P2 will appear a bit higher if compared to printed CompStat reports prior to 1/8/23



City of Spokane
Central District (P2)
Selected
Crime Types
2023-04-02 to 2023-04-08
 Prepared By:
 Crime Analysis Unit
 Spokane Police Department

Legend

NIBRS Events



Cases Represent LERMS Crime Codes
 Points may indicate multiple events
 Note: Veh Prowl is only Larceny category displayed



For Additional Information on Incidents
 pertaining to an Area, Trend, or Pattern
 Contact Information Analysis

0 0.2 0.4 0.6 Miles



THIS IS NOT A LEGAL DOCUMENT:
 The information shown on this map is compiled
 from various sources and is subject to constant
 revision. Information shown on this map should
 not be used to determine the location of facilities
 in relationship to property lines, section lines,
 streets, etc.



Sunday - Saturday

NW - Central District (P2)

4/2/2023 TO 4/8/2023



<u>A/C</u>	<u>Offense Statute</u>	<u>Address</u>	<u>Reported Date</u>	<u>Dist</u>
<u>SPA2EG</u>				
C	BURGLARY 2D COMMERCIAL	100 W SINTO AVE	4/4/2023	P1
C	RESIDENTIAL BURGLARY	1600 N LINCOLN ST	4/3/2023	P1
C	THEFT 2D FROM MOTOR VEHICLE	1800 W CARLISLE AVE	4/3/2023	P2
C	THEFT 3D FROM MOTOR VEHICLE	1100 W ALICE AVE	4/5/2023	P2
C	THEFT 3D VEHICLE PARTS AND ACCESSORIES	1500 N MONROE ST	4/2/2023	P2
C	THEFT OF MOTOR VEHICLE	100 W MONTGOMERY AVE	4/3/2023	P1
<u>SPA2RS</u>				
C	BURGLARY 2D COMMERCIAL	600 W MALLON AVE	4/3/2023	P1
C	ROBBERY 1D PERSON	800 N WASHINGTON ST	4/5/2023	P8
C	THEFT 2D FROM BUILDING	600 W MALLON AVE	4/4/2023	P2
<u>SPA2WC</u>				
C	ASSAULT 2D	2400 W MALLON AVE	4/3/2023	P1
C	RAPE 3D		4/7/2023	P1
C	RESIDENTIAL BURGLARY	900 N ASH ST	4/6/2023	P5
C	ROBBERY 1D CARJACKING	1100 W SPOFFORD AVE	4/7/2023	P1
C	THEFT 2D ALL OTHER	3200 W BOONE AVE	4/3/2023	P2
C	THEFT 3D ALL OTHER	900 N ASH ST	4/6/2023	P5
C	THEFT 3D FROM BUILDING	1300 W BOONE AVE	4/2/2023	P2
C	THEFT 3D FROM BUILDING	2300 W DEAN AVE	4/7/2023	P2
A	THEFT OF MOTOR VEHICLE	1300 W BOONE AVE	4/3/2023	P1

SPOKANE POLICE DEPARTMENT

Northeast Precinct

BAKER Sector



PSA Commander

Captain Mark Griffiths

NevaWood District (P3)

Northeast District (P4)



POLICE SUMMARY - Ending: Saturday, April 8, 2023

NORTHEAST PRECINCT (P3, P4) BAKER SECTOR



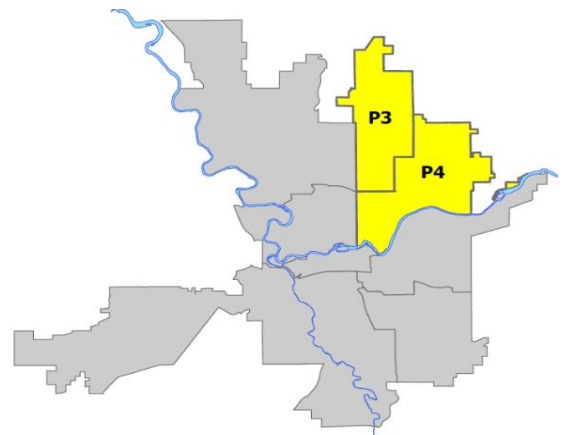
Preliminary IBR Counts

NIBRS Categories (Part 1 Selected)		7 Day Comparison			28 Day Comparison			YTD Comparison		
		Current	Prior	Percent	Current	Prior	Percent	Current	Prior	Percent
Violent	Criminal Homicide	0	0		0	1	-100.00%	1	1	0.00%
	Rape	1	2	-50.00%	4	9	-55.56%	19	10	90.00%
	Robbery - Commercial	3	2	50.00%	5	1	400.00%	12	19	-36.84%
	Robbery - Person	2	3	-33.33%	5	11	-54.55%	18	23	-21.74%
	Aggravated Assault - Non DV	4	2	100.00%	9	6	50.00%	36	37	-2.70%
	Aggravated Assault - DV	2	1	100.00%	5	13	-61.54%	38	31	22.58%
Violent Total:		12	10	20.00%	28	41	-31.71%	124	121	2.48%
Property	Burglary - Residential	4	4	0.00%	25	23	8.70%	101	68	48.53%
	Burglary Garage	0	3	-100.00%	8	7	14.29%	39	24	62.50%
	Burglary Commercial	1	3	-66.67%	12	13	-7.69%	50	75	-33.33%
	Larceny	33	46	-28.26%	223	308	-27.60%	952	1034	-7.93%
	Vehicle Theft	10	9	11.11%	40	48	-16.67%	169	166	1.81%
	Arson	0	0		2	3	-33.33%	9	5	80.00%
Property Total:		48	65	-26.15%	310	402	-22.89%	1320	1372	-3.79%
Preliminary Part 1 Crime Totals:		60	75	-20.00%	338	443	-23.70%	1444	1493	-3.28%
Current 7 Day Period:		4/2/2023 - 4/8/2023			Prior 7 Day Period:		3/26/2023 - 4/1/2023			
Current 28 Day Period:		3/12/2023 - 4/8/2023			Prior 28 Day Period:		2/12/2023 - 3/11/2023			
Current YTD Day Period:		1/1/2023 - 4/8/2023			Prior YTD Period:		1/1/2022 - 4/8/2022			

Prepared by SPD Crime Analysis Office - Monday, April 10, 2023

NOTE: SPD moved from UCR to the NIBRS reporting standard on 10/4/16 following the transition to a new RMS System. [Numbers on CompStat reports prior to this date should not be used as a comparison to those on this report.](#) Additional info on these reporting standards can be found on the FBI website: <https://ucr.fbi.gov/nibrs-overview>

This chart represents Preliminary counts of selected crime categories from Police Case Reports. Full statistical analysis to determine the confidence level of this data has not been performed. The % change columns on the preliminary counts differ from the percentage change on the NIBRS crime report, sometimes significantly. The CompStat report is designed for operational use and includes only selected NIBRS categories and coding less complex than full NIBRS rules. Official statistics for these and other NIBRS categories can be found on WASPC & FBI websites once available.



Note: On 1/8/23 boundary changes were implemented dividing the North Precinct into two (NW and NE). The Northeast Precinct BAKER Sector consists of P3 and P4; Consequently this page did not exist on printed reports prior to 1/8/23

POLICE SUMMARY - Ending: Saturday, April 8, 2023



NE - Neva-Wood District (P3)

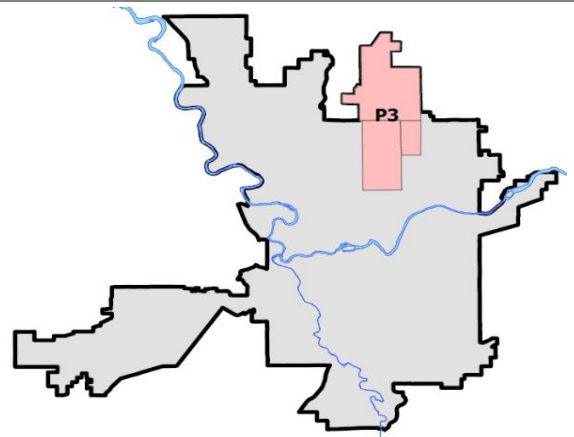
Preliminary IBR Counts

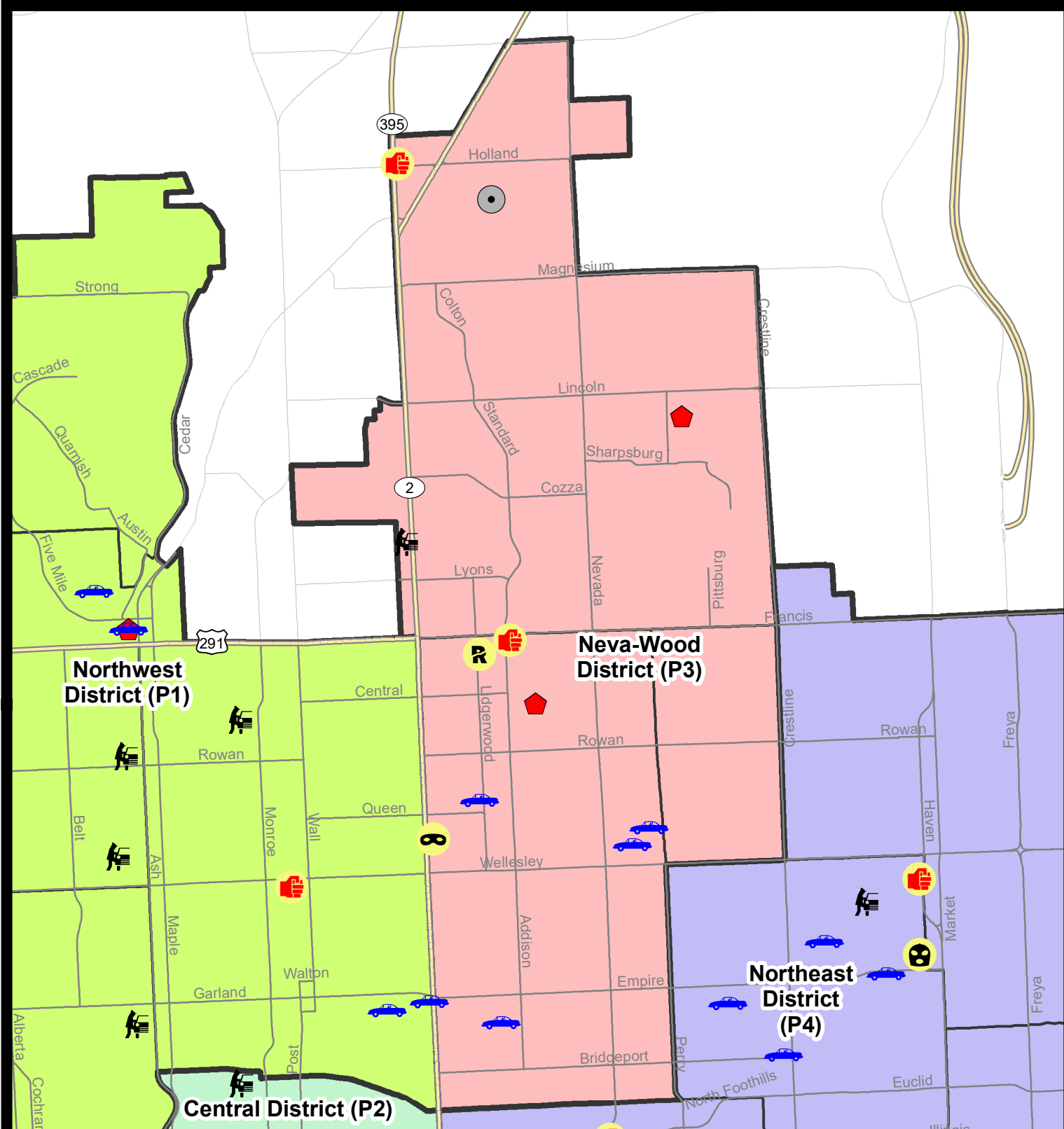
NIBRS Categories (Part 1 Selected)		7 Day Comparison			28 Day Comparison			YTD Comparison		
		Current	Prior	Percent	Current	Prior	Percent	Current	Prior	Percent
Violent	Criminal Homicide	0	0		0	1	-100.00%	1	1	0.00%
	Rape	1	1	0.00%	2	5	-60.00%	10	3	233.33%
	Robbery - Commercial	0	1	-100.00%	1	1	0.00%	7	16	-56.25%
	Robbery - Person	1	1	0.00%	2	6	-66.67%	9	15	-40.00%
	Aggravated Assault - Non DV	0	2	-100.00%	4	1	300.00%	17	19	-10.53%
	Aggravated Assault - DV	2	1	100.00%	5	8	-37.50%	24	12	100.00%
Violent Total:		4	6	-33.33%	14	22	-36.36%	68	66	3.03%
Property	Burglary - Residential	2	3	-33.33%	13	17	-23.53%	55	32	71.88%
	Burglary Garage	0	2	-100.00%	6	3	100.00%	27	14	92.86%
	Burglary Commercial	1	2	-50.00%	7	10	-30.00%	35	25	40.00%
	Larceny	23	34	-32.35%	155	231	-32.90%	686	713	-3.79%
	Vehicle Theft	4	5	-20.00%	21	25	-16.00%	95	89	6.74%
	Arson	0	0		2	3	-33.33%	8	3	166.67%
Property Total:		30	46	-34.78%	204	289	-29.41%	906	876	3.42%
Preliminary Part 1 Crime Totals:		34	52	-34.62%	218	311	-29.90%	974	942	3.40%
Current 7 Day Period:		4/2/2023 - 4/8/2023			Prior 7 Day Period:		3/26/2023 - 4/1/2023			
Current 28 Day Period:		3/12/2023 - 4/8/2023			Prior 28 Day Period:		2/12/2023 - 3/11/2023			
Current YTD Day Period:		1/1/2023 - 4/8/2023			Prior YTD Period:		1/1/2022 - 4/8/2022			

Prepared by SPD Crime Analysis Office - Monday, April 10, 2023

NOTE: SPD moved from UCR to the NIBRS reporting standard on 10/4/16 following the transition to a new RMS System. [Numbers on CompStat reports prior to this date should not be used as a comparison to those on this report.](#) Additional info on these reporting standards can be found on the FBI website: <https://ucr.fbi.gov/nibrs-overview>

This chart represents Preliminary counts of selected crime categories from Police Case Reports. Full statistical analysis to determine the confidence level of this data has not been performed. The % change columns on the preliminary counts differ from the percentage change on the NIBRS crime report, sometimes significantly. The CompStat report is designed for operational use and includes only selected NIBRS categories and coding less complex than full NIBRS rules. Official statistics for these and other NIBRS categories can be found on WASPC & FBI websites once available.





City of Spokane
Neva-Wood District (P3)
Selected Crime Codes
2023-04-02 to 2023-04-08
 Prepared By:
 Crime Analysis Unit
 Spokane Police Department

Legend

NIBRS Events

Criminal Homicide	Robbery Person	Robbery Commercial	Robbery Person	Burglary Residential	Arson
Rape	Aggravated Assault	Robbery Commercial	Robbery Person	Burglary Residential	Arson
Robbery Commercial	Robbery Person	Robbery Commercial	Robbery Person	Burglary Residential	Arson
Robbery Commercial	Robbery Person	Robbery Commercial	Robbery Person	Burglary Residential	Arson

SPokane POLICE

For Additional Information on Incidents pertaining to an Area, Trend, or Pattern Contact Information Analysis

0 0.2 0.4 0.8 Miles

Geographic Information System

N
W E
S

SPokane

THIS IS NOT A LEGAL DOCUMENT:
 The information shown on this map is compiled from various sources and is subject to constant revision. Information shown on this map should not be used to determine the location of facilities in relationship to property lines, section lines, streets, etc.

Sunday - Saturday

4/2/2023 TO 4/8/2023

NE - Neva-Wood District (P3)



A/C	Offense Statute	Address	Reported Date	Dist
SPB3NL				
C	ASSAULT 2D	500 E FRANCIS AVE	4/6/2023	P3
C	RAPE 2D		4/7/2023	P4
C	RESIDENTIAL BURGLARY	500 E COLUMBIA AVE	4/2/2023	P4
C	ROBBERY 2D PERSON	4700 N DIVISION ST	4/3/2023	P4
C	THEFT 2D ALL OTHER	4700 N DIVISION ST	4/6/2023	P3
C	THEFT 2D SHOPLIFTING	4700 N DIVISION ST	4/8/2023	P4
A	THEFT 3D SHOPLIFTING	4700 N DIVISION ST	4/4/2023	P3
C	THEFT 3D SHOPLIFTING	4700 N DIVISION ST	4/8/2023	P4
C	THEFT OF MOTOR VEHICLE	300 E KIERNAN AVE	4/2/2023	P4
C	THEFT OF MOTOR VEHICLE	1300 E OLYMPIC AVE	4/3/2023	P4
C	THEFT OF MOTOR VEHICLE	200 E CROWN AVE	4/4/2023	P4
C	THEFT OF MOTOR VEHICLE	4800 N MORTON ST	4/6/2023	P4
SPB3SH				
C	ASSAULT 2D	9500 N DIVISION ST	4/2/2023	P4
C	MAIL THEFT	800 E LYONS AVE	4/8/2023	P3
C	RESIDENTIAL BURGLARY	1700 E LINCOLN RD	4/3/2023	P4
C	SHOPLIFTING BURGLARY	9200 N COLTON ST	4/6/2023	P3
C	THEFT 2D FROM BUILDING	9600 N NEWPORT HWY	4/6/2023	P3
C	THEFT 2D VEHICLE PARTS AND ACCESSORIES	7000 N DIVISION ST	4/6/2023	P3
C	THEFT 3D ALL OTHER	6700 N DIVISION ST	4/4/2023	P1
C	THEFT 3D FROM BUILDING	9200 N NEWPORT HWY	4/3/2023	P3
C	THEFT 3D FROM MOTOR VEHICLE	7000 N DIVISION ST	4/6/2023	P3
C	THEFT 3D SHOPLIFTING	6700 N DIVISION ST	4/2/2023	P1
C	THEFT 3D SHOPLIFTING	9200 N COLTON ST	4/3/2023	P4
C	THEFT 3D SHOPLIFTING	9200 N COLTON ST	4/3/2023	P4
C	THEFT 3D SHOPLIFTING	9200 N COLTON ST	4/4/2023	P4
C	THEFT 3D SHOPLIFTING	9200 N COLTON ST	4/4/2023	P4
C	THEFT 3D SHOPLIFTING	9200 N COLTON ST	4/6/2023	P4
C	THEFT 3D SHOPLIFTING	9200 N COLTON ST	4/6/2023	P4
C	THEFT 3D SHOPLIFTING	9200 N COLTON ST	4/7/2023	P3
C	THEFT 3D SHOPLIFTING	9200 N COLTON ST	4/7/2023	P3
C	THEFT 3D SHOPLIFTING	9200 N COLTON ST	4/8/2023	P4
C	THEFT 3D SHOPLIFTING	9200 N COLTON ST	4/8/2023	P4
SPB3WH				
C	MAIL THEFT	5200 N CRESTLINE ST	4/5/2023	P3
C	THEFT OF A FIREARM FROM BUILDING	5800 N NAPA ST	4/7/2023	P4

For protection of victim privacy, the entire address on sexual assault crimes has been redacted.

POLICE SUMMARY - Ending: Saturday, April 8, 2023



NE - Northeast District (P4)

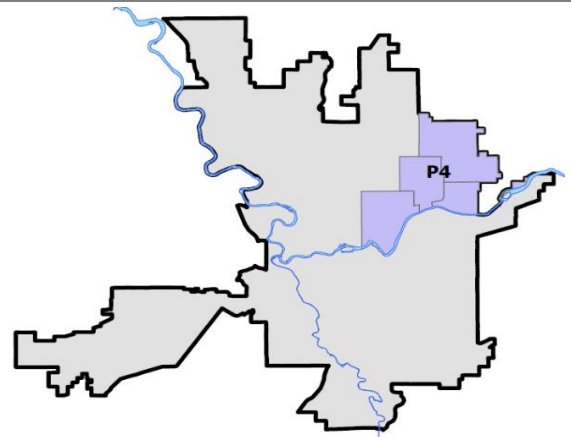
Preliminary IBR Counts

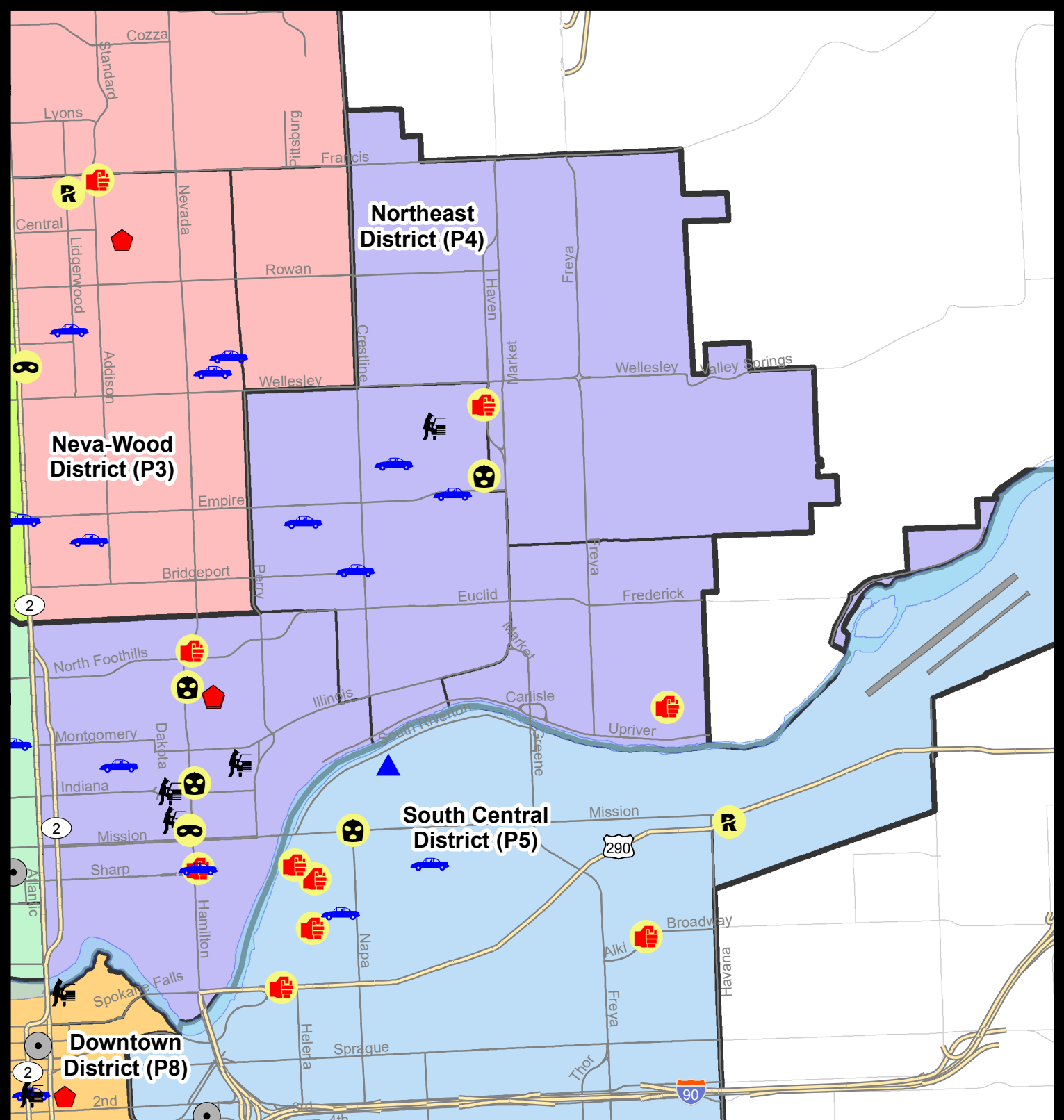
NIBRS Categories (Part 1 Selected)		7 Day Comparison			28 Day Comparison			YTD Comparison		
		Current	Prior	Percent	Current	Prior	Percent	Current	Prior	Percent
Violent	Criminal Homicide	0	0		0	0		0	0	
	Rape	0	1	-100.00%	2	4	-50.00%	9	7	28.57%
	Robbery - Commercial	3	1	200.00%	4	0		5	3	66.67%
	Robbery - Person	1	2	-50.00%	3	5	-40.00%	9	8	12.50%
	Aggravated Assault - Non DV	4	0		5	5	0.00%	19	18	5.56%
	Aggravated Assault - DV	0	0		0	5	-100.00%	14	19	-26.32%
Violent Total:		8	4	100.00%	14	19	-26.32%	56	55	1.82%
Property	Burglary - Residential	2	1	100.00%	12	6	100.00%	46	36	27.78%
	Burglary Garage	0	1	-100.00%	2	4	-50.00%	12	10	20.00%
	Burglary Commercial	0	1	-100.00%	5	3	66.67%	15	50	-70.00%
	Larceny	10	12	-16.67%	68	77	-11.69%	266	321	-17.13%
	Vehicle Theft	6	4	50.00%	19	23	-17.39%	74	77	-3.90%
	Arson	0	0		0	0		1	2	-50.00%
Property Total:		18	19	-5.26%	106	113	-6.19%	414	496	-16.53%
Preliminary Part 1 Crime Totals:		26	23	13.04%	120	132	-9.09%	470	551	-14.70%
Current 7 Day Period:		4/2/2023 - 4/8/2023			Prior 7 Day Period:		3/26/2023 - 4/1/2023			
Current 28 Day Period:		3/12/2023 - 4/8/2023			Prior 28 Day Period:		2/12/2023 - 3/11/2023			
Current YTD Day Period:		1/1/2023 - 4/8/2023			Prior YTD Period:		1/1/2022 - 4/8/2022			

Prepared by SPD Crime Analysis Office - Monday, April 10, 2023

NOTE: SPD moved from UCR to the NIBRS reporting standard on 10/4/16 following the transition to a new RMS System. [Numbers on CompStat reports prior to this date should not be used as a comparison to those on this report.](#) Additional info on these reporting standards can be found on the FBI website: <https://ucr.fbi.gov/nibrs-overview>

This chart represents Preliminary counts of selected crime categories from Police Case Reports. Full statistical analysis to determine the confidence level of this data has not been performed. The % change columns on the preliminary counts differ from the percentage change on the NIBRS crime report, sometimes significantly. The CompStat report is designed for operational use and includes only selected NIBRS categories and coding less complex than full NIBRS rules. Official statistics for these and other NIBRS categories can be found on WASPC & FBI websites once available.





Legend

NIBRS Events



Criminal Homicide



Rape



Robbery Commercial



Robbery Person



Aggravated Assault



Burglary Residential



Burglary Garage



Burglary Commercial



Vehicle Prowling



Vehicle Theft



Arson



Cases Represent LERMS Crime Codes
 Points may indicate multiple events
 Note: Veh Prowl is only Larceny displayed

For Additional Information on
 Incidents pertaining to an
 Area, Trend, or Pattern
 Contact Information Analysis

0 0.2 0.4 0.8 Miles



THIS IS NOT A LEGAL DOCUMENT:
 The information shown on this map is compiled
 from various sources and is subject to constant
 revision. Information shown on this map should
 not be used to determine the location of facilities
 in relationship to property lines, section lines,
 streets, etc.

Sunday - Saturday

NE - Northeast District (P4)

4/2/2023 TO 4/8/2023



<u>A/C</u>	<u>Offense Statute</u>	<u>Address</u>	<u>Reported Date</u>	<u>Dist</u>
<u>SPB4BE</u>				
C	ASSAULT 2D	2900 E HERROY AVE	4/4/2023	P4
C	ROBBERY 2D COMMERCIAL	3900 N MARKET ST	4/4/2023	P4
C	THEFT 2D FROM MOTOR VEHICLE	2600 E LONGFELLOW AVE	4/5/2023	P4
C	THEFT 3D ALL OTHER	1400 E GORDON AVE	4/2/2023	P4
C	THEFT OF MOTOR VEHICLE	2000 E BRIDGEPORT AVE	4/3/2023	P4
A	THEFT OF MOTOR VEHICLE	4100 N STONE ST	4/5/2023	P4
C	THEFT OF MOTOR VEHICLE	2700 E GARLAND AVE	4/7/2023	P4
C	THEFT OF MOTOR VEHICLE	1600 E PROVIDENCE AVE	4/8/2023	P4
<u>SPB4HI</u>				
C	MAIL THEFT	5300 N MYRTLE ST	4/6/2023	P4
C	THEFT 3D ALL OTHER	6100 N MARKET ST	4/5/2023	P4
<u>SPB4LO</u>				
C	ASSAULT 2D	900 E SHARP AVE	4/2/2023	P4
C	ASSAULT 2D	900 E NORTH FOOTHILLS DR	4/5/2023	P4
C	RESIDENTIAL BURGLARY	2500 N COLUMBUS ST	4/2/2023	P4
C	RESIDENTIAL BURGLARY	2500 N COLUMBUS ST	4/2/2023	P4
C	ROBBERY 1D COMMERCIAL	2600 N HAMILTON ST	4/5/2023	P4
C	ROBBERY 1D PERSON	1600 N HAMILTON ST	4/2/2023	P6
C	ROBBERY 2D COMMERCIAL	1900 N HAMILTON ST	4/7/2023	P4
C	THEFT 1D FROM MOTOR VEHICLE	700 E INDIANA AVE	4/7/2023	P4
C	THEFT 3D FROM BUILDING	500 E INDIANA AVE	4/2/2023	P4
C	THEFT 3D FROM MOTOR VEHICLE	1700 N CINCINNATI ST	4/3/2023	P3
C	THEFT 3D FROM MOTOR VEHICLE	1200 E ERMINA AVE	4/5/2023	P4
C	THEFT 3D SHOPLIFTING	2400 N DIVISION ST	4/5/2023	P4
C	THEFT 3D SHOPLIFTING	2000 N HAMILTON ST	4/5/2023	P4
C	THEFT OF MOTOR VEHICLE	900 E SHARP AVE	4/2/2023	P4
C	THEFT OF MOTOR VEHICLE	2000 N ADDISON ST	4/5/2023	P4
<u>SPB4MI</u>				
C	ASSAULT OF A CHILD 1D	4000 E MONTGOMERY AVE	4/4/2023	P7

SPOKANE POLICE DEPARTMENT



South Precinct CHARLIE Sector

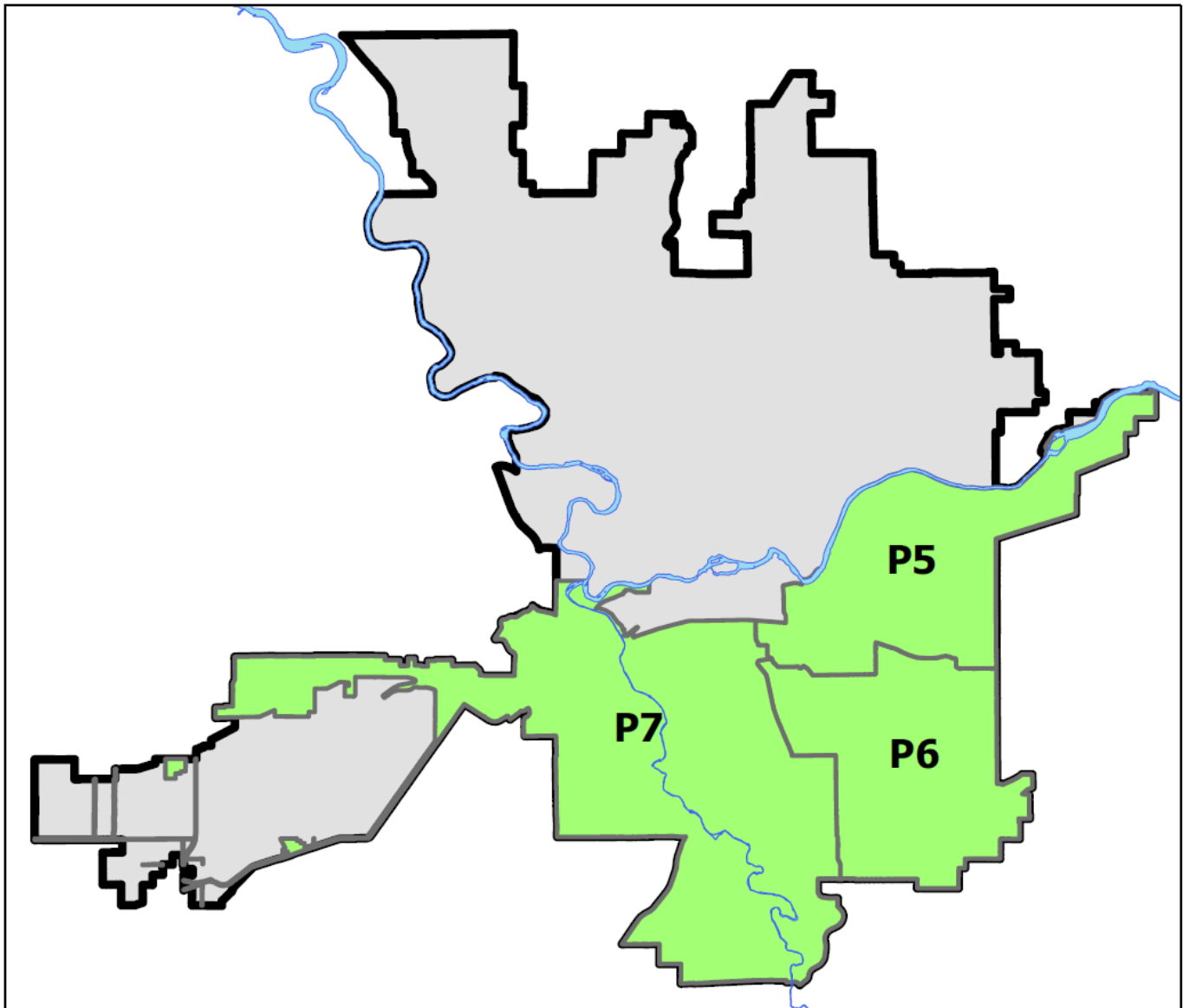
PSA Commander

Captain Matt Cowles

South Central District (P5)

Southeast District (P6)

Southwest District (P7)



POLICE SUMMARY - Ending: Saturday, April 8, 2023

SOUTH PRECINCT (P5, P6, P7) CHARLIE SECTOR



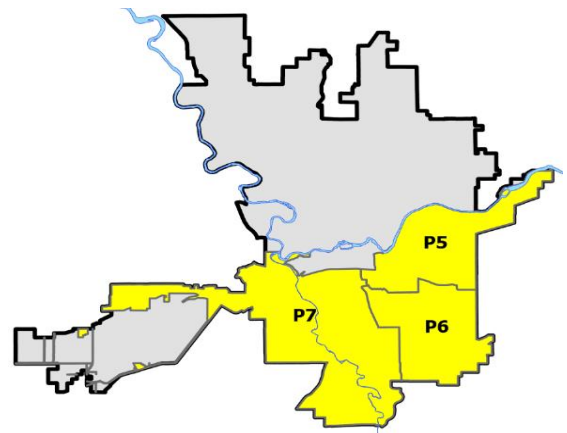
Preliminary IBR Counts

NIBRS Categories (Part 1 Selected)		7 Day Comparison			28 Day Comparison			YTD Comparison		
		Current	Prior	Percent	Current	Prior	Percent	Current	Prior	Percent
Violent	Criminal Homicide	0	0		0	0		2	2	0.00%
	Rape	3	0		7	4	75.00%	21	20	5.00%
	Robbery - Commercial	2	0		2	1	100.00%	6	3	100.00%
	Robbery - Person	0	1	-100.00%	2	4	-50.00%	10	10	0.00%
	Aggravated Assault - Non DV	4	1	300.00%	11	11	0.00%	44	35	25.71%
	Aggravated Assault - DV	3	2	50.00%	10	6	66.67%	24	31	-22.58%
Violent Total:		12	4	200.00%	32	26	23.08%	107	101	5.94%
Property	Burglary - Residential	1	3	-66.67%	10	9	11.11%	46	62	-25.81%
	Burglary Garage	1	4	-75.00%	10	7	42.86%	36	29	24.14%
	Burglary Commercial	1	2	-50.00%	6	11	-45.45%	36	47	-23.40%
	Larceny	15	30	-50.00%	125	136	-8.09%	580	764	-24.08%
	Vehicle Theft	9	4	125.00%	28	26	7.69%	107	140	-23.57%
	Arson	0	0		0	0		2	4	-50.00%
Property Total:		27	43	-37.21%	179	189	-5.29%	807	1046	-22.85%
Preliminary Part 1 Crime Totals:		39	47	-17.02%	211	215	-1.86%	914	1147	-20.31%
Current 7 Day Period:		4/2/2023 - 4/8/2023			Prior 7 Day Period:		3/26/2023 - 4/1/2023			
Current 28 Day Period:		3/12/2023 - 4/8/2023			Prior 28 Day Period:		2/12/2023 - 3/11/2023			
Current YTD Day Period:		1/1/2023 - 4/8/2023			Prior YTD Period:		1/1/2022 - 4/8/2022			

Prepared by SPD Crime Analysis Office - Monday, April 10, 2023

NOTE: SPD moved from UCR to the NIBRS reporting standard on 10/4/16 following the transition to a new RMS System. [Numbers on CompStat reports prior to this date should not be used as a comparison to those on this report.](#) Additional info on these reporting standards can be found on the FBI website: <https://ucr.fbi.gov/nibrs-overview>

This chart represents Preliminary counts of selected crime categories from Police Case Reports. Full statistical analysis to determine the confidence level of this data has not been performed. The % change columns on the preliminary counts differ from the percentage change on the NIBRS crime report, sometimes significantly. The CompStat report is designed for operational use and includes only selected NIBRS categories and coding less complex than full NIBRS rules. Official statistics for these and other NIBRS categories can be found on WASPC & FBI websites once available.



Note: On 1/8/23 boundary changes incorporated portions of P7 into the Downtown Precinct (SPD8BA and SPD8PV); Consequently activity in P7 will appear lower if compared to printed CompStat reports prior to 1/8/23

POLICE SUMMARY - Ending: Saturday, April 8, 2023



SE - South Central District (P5)

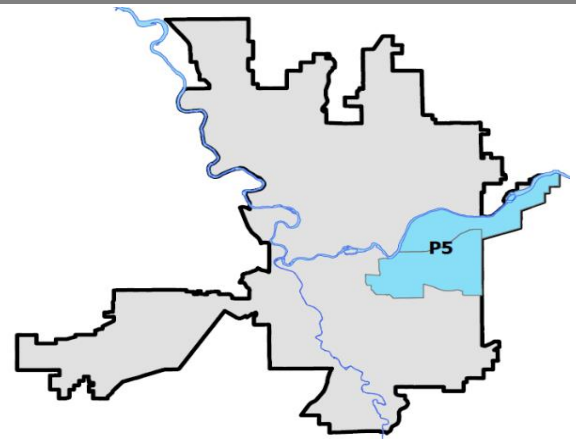
Preliminary IBR Counts

NIBRS Categories (Part 1 Selected)		7 Day Comparison			28 Day Comparison			YTD Comparison		
		Current	Prior	Percent	Current	Prior	Percent	Current	Prior	Percent
Violent	Criminal Homicide	0	0		0	0		0	1	-100.00%
	Rape	2	0		4	3	33.33%	11	9	22.22%
	Robbery - Commercial	1	0		1	0		1	1	0.00%
	Robbery - Person	0	1	-100.00%	2	2	0.00%	6	4	50.00%
	Aggravated Assault - Non DV	3	1	200.00%	6	5	20.00%	22	19	15.79%
	Aggravated Assault - DV	3	2	50.00%	8	2	300.00%	12	17	-29.41%
Violent Total:		9	4	125.00%	21	12	75.00%	52	51	1.96%
Property	Burglary - Residential	0	1	-100.00%	4	3	33.33%	15	24	-37.50%
	Burglary Garage	1	4	-75.00%	7	3	133.33%	16	10	60.00%
	Burglary Commercial	1	1	0.00%	4	6	-33.33%	27	26	3.85%
	Larceny	6	13	-53.85%	51	43	18.60%	208	287	-27.53%
	Vehicle Theft	3	0		11	14	-21.43%	48	57	-15.79%
	Arson	0	0		0	0		2	3	-33.33%
Property Total:		11	19	-42.11%	77	69	11.59%	316	407	-22.36%
Preliminary Part 1 Crime Totals:		20	23	-13.04%	98	81	20.99%	368	458	-19.65%
Current 7 Day Period:		4/2/2023 - 4/8/2023			Prior 7 Day Period:		3/26/2023 - 4/1/2023			
Current 28 Day Period:		3/12/2023 - 4/8/2023			Prior 28 Day Period:		2/12/2023 - 3/11/2023			
Current YTD Day Period:		1/1/2023 - 4/8/2023			Prior YTD Period:		1/1/2022 - 4/8/2022			


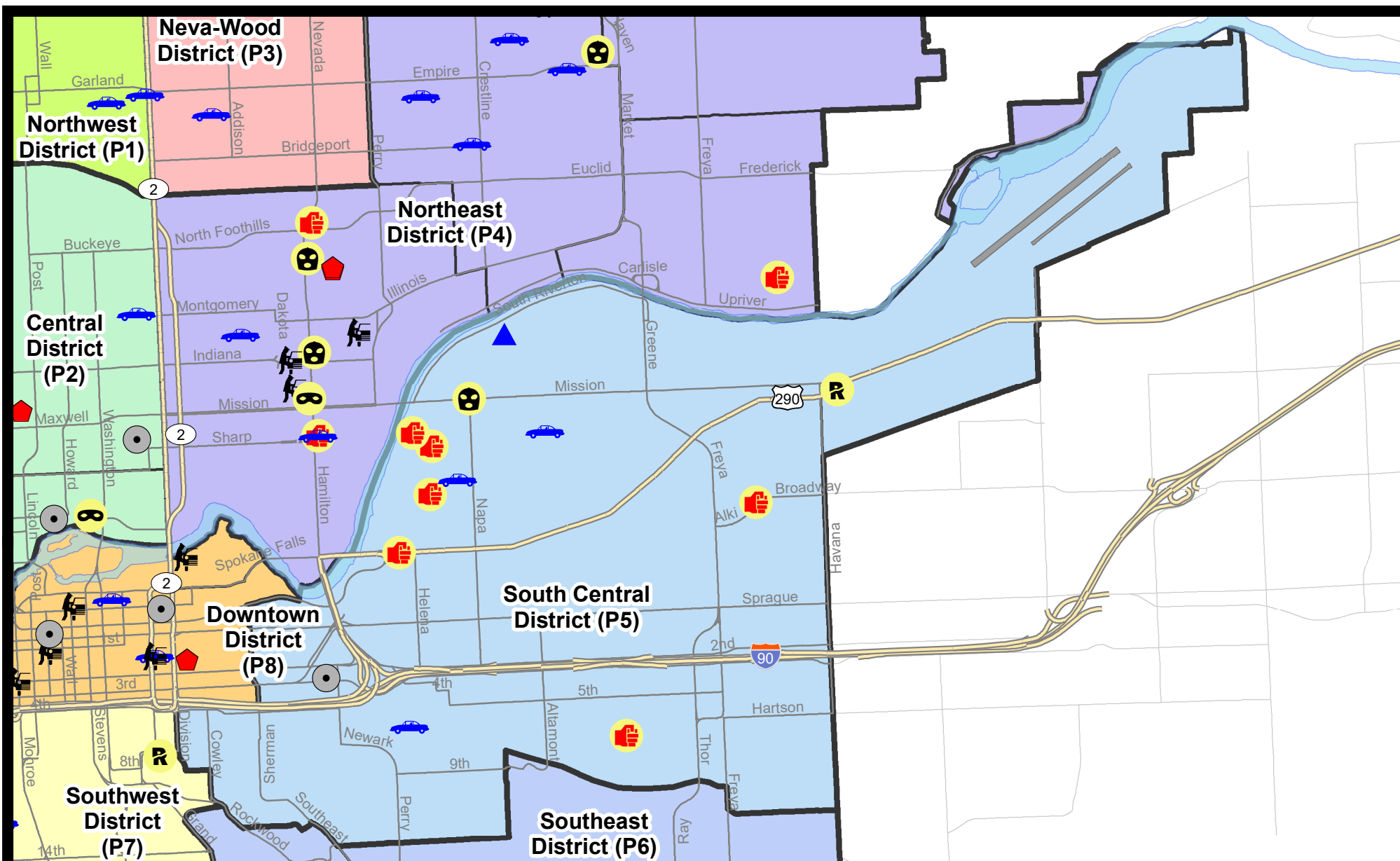
Prepared by SPD Crime Analysis Office - Monday, April 10, 2023

NOTE: SPD moved from UCR to the NIBRS reporting standard on 10/4/16 following the transition to a new RMS System. [Numbers on CompStat reports prior to this date should not be used as a comparison to those on this report.](#) Additional info on these reporting standards can be found on the FBI website: <https://ucr.fbi.gov/nibrs-overview>

This chart represents Preliminary counts of selected crime categories from Police Case Reports. Full statistical analysis to determine the confidence level of this data has not been performed. The % change columns on the preliminary counts differ from the percentage change on the NIBRS crime report, sometimes significantly. The CompStat report is designed for operational use and includes only selected NIBRS categories and coding less complex than full NIBRS rules. Official statistics for these and other NIBRS categories can be found on WASPC & FBI websites once available.



Note: On 2/10/21 a portion of the Police Block SPC5EC became part of the Downtown Precinct (SPD8EC); Consequently activity in P5 will appear lower if compared to printed CompStat reports prior to 2/10/21



City of Spokane
South Central District (P5)
Selected
Crime Types
2023-04-02 to 2023-04-08
 Prepared By:
 Crime Analysis Unit
 Spokane Police Department

Legend

NIBRS Events



Criminal Homicide



Rape



Robbery Commercial



Robbery Person



Aggravated Assault



Burglary Residential



Burglary Garage



Burglary Commercial



Vehicle Prowling



Vehicle Theft



Arson

Cases Represent LERMS Crime Codes

Points may indicate multiple events

Note: Veh Prowl is only Larceny category displayed



For Additional Information on Incidents
 pertaining to an Area, Trend, or Pattern
 Contact Information Analysis

0 0.2 0.4 0.6 0.8 1 Miles



THIS IS NOT A LEGAL DOCUMENT:
 The information shown on this map is compiled
 from various sources and is subject to constant
 revision. Information shown on this map should
 not be used to determine the location of facilities
 in relationship to property lines, section lines,
 streets, etc.

Sunday - Saturday

SE - South Central District (P5)

4/2/2023 TO 4/8/2023



<u>A/C</u>	<u>Offense Statute</u>	<u>Address</u>	<u>Reported Date</u>	<u>Dist</u>
<u>SPC5EC</u>				
C	ASSAULT 1D	2900 E HARTSON AVE	4/5/2023	P6
C	ASSAULT 2D	E TRENT AVE / N HOGAN ST	4/3/2023	P6
C	BURGLARY 2D COMMERCIAL	900 E 3RD AVE	4/2/2023	P5
C	THEFT 3D ALL OTHER	800 S SHERMAN ST	4/7/2023	P6
C	THEFT 3D SHOPLIFTING	1000 E 3RD AVE	4/4/2023	P5
C	THEFT OF MOTOR VEHICLE	1400 E HARTSON AVE	4/3/2023	P6
C	VEHICULAR ASSAULT	E ALKI WAY / E BROADWAY AVE	4/4/2023	P4
<u>SPC5GP</u>				
C	ASSAULT 1D	1700 E MALLON AVE	4/2/2023	P6
C	ASSAULT 2D	1600 E SHARP AVE	4/5/2023	P6
C	ASSAULT 2D	1700 E BOONE AVE	4/7/2023	P5
C	BURGLARY 2D GARAGE	2200 E MARSHALL AVE	4/2/2023	P5
C	RAPE 2D		4/4/2023	P1
C	RAPE 3D		4/4/2023	P6
C	ROBBERY 2D COMMERCIAL	N NAPA ST / E MISSION AVE	4/4/2023	P6
C	THEFT 1D ALL OTHER	2600 E BOONE AVE	4/2/2023	P5
C	THEFT 3D VEHICLE PARTS AND ACCESSORIES	1800 N GREENE ST	4/3/2023	P5
C	THEFT 3D VEHICLE PARTS AND ACCESSORIES	4300 E TRENT AVE	4/4/2023	P5
C	THEFT 3D VEHICLE PARTS AND ACCESSORIES	1600 E SOUTH RIVERTON AVE	4/5/2023	P5
C	THEFT OF MOTOR VEHICLE	N MAGNOLIA ST / E CATALDO AVE	4/3/2023	P6
C	THEFT OF MOTOR VEHICLE	2400 E SHARP AVE	4/4/2023	P5

POLICE SUMMARY - Ending: Saturday, April 8, 2023



SE - Southeast District (P6)

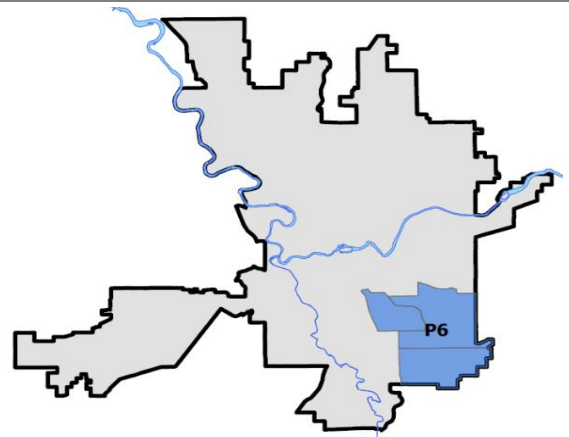
Preliminary IBR Counts

NIBRS Categories (Part 1 Selected)		7 Day Comparison			28 Day Comparison			YTD Comparison		
		Current	Prior	Percent	Current	Prior	Percent	Current	Prior	Percent
Violent	Criminal Homicide	0	0		0	0		0	0	
	Rape	0	0		0	0		3	4	-25.00%
	Robbery - Commercial	1	0		1	0		1	1	0.00%
	Robbery - Person	0	0		0	0		1	1	0.00%
	Aggravated Assault - Non DV	0	0		0	3	-100.00%	7	2	250.00%
	Aggravated Assault - DV	0	0		0	2	-100.00%	5	7	-28.57%
Violent Total:		1	0		1	5	-80.00%	17	15	13.33%
Property	Burglary - Residential	1	1	0.00%	3	1	200.00%	11	25	-56.00%
	Burglary Garage	0	0		2	2	0.00%	9	10	-10.00%
	Burglary Commercial	0	0		1	3	-66.67%	6	7	-14.29%
	Larceny	3	7	-57.14%	29	39	-25.64%	145	136	6.62%
	Vehicle Theft	2	0		5	4	25.00%	23	34	-32.35%
	Arson	0	0		0	0		0	1	-100.00%
Property Total:		6	8	-25.00%	40	49	-18.37%	194	213	-8.92%
Preliminary Part 1 Crime Totals:		7	8	-12.50%	41	54	-24.07%	211	228	-7.46%
Current 7 Day Period:		4/2/2023 - 4/8/2023			Prior 7 Day Period:		3/26/2023 - 4/1/2023			
Current 28 Day Period:		3/12/2023 - 4/8/2023			Prior 28 Day Period:		2/12/2023 - 3/11/2023			
Current YTD Day Period:		1/1/2023 - 4/8/2023			Prior YTD Period:		1/1/2022 - 4/8/2022			

Prepared by SPD Crime Analysis Office - Monday, April 10, 2023

NOTE: SPD moved from UCR to the NIBRS reporting standard on 10/4/16 following the transition to a new RMS System. [Numbers on CompStat reports prior to this date should not be used as a comparison to those on this report.](#) Additional info on these reporting standards can be found on the FBI website: <https://ucr.fbi.gov/nibrs-overview>

This chart represents Preliminary counts of selected crime categories from Police Case Reports. Full statistical analysis to determine the confidence level of this data has not been performed. The % change columns on the preliminary counts differ from the percentage change on the NIBRS crime report, sometimes significantly. The CompStat report is designed for operational use and includes only selected NIBRS categories and coding less complex than full NIBRS rules. Official statistics for these and other NIBRS categories can be found on WASPC & FBI websites once available.



Sunday - Saturday

SE - Southeast District (P6)

4/2/2023 TO 4/8/2023



<u>A/C</u>	<u>Offense Statute</u>	<u>Address</u>	<u>Reported Date</u>	<u>Dist</u>
<u>SPC6LH</u>				
C	ROBBERY 2D COMMERCIAL	2500 E 29TH AVE	4/8/2023	P6
C	THEFT OF MOTOR VEHICLE	3200 E 24TH AVE	4/2/2023	P6
<u>SPC6RW</u>				
C	THEFT 3D FROM MOTOR VEHICLE	500 E 24TH AVE	4/2/2023	P6
C	THEFT OF A FIREARM FROM BUILDING	1000 E 29TH AVE	4/3/2023	P6
<u>SPC6SG</u>				
C	RESIDENTIAL BURGLARY	4100 S LEE ST	4/6/2023	P6
C	THEFT 3D FROM MOTOR VEHICLE	5000 S REGAL ST	4/3/2023	P6
C	THEFT OF MOTOR VEHICLE	4100 S LEE ST	4/6/2023	P6

POLICE SUMMARY - Ending: Saturday, April 8, 2023



SW - Southwest District (P7)

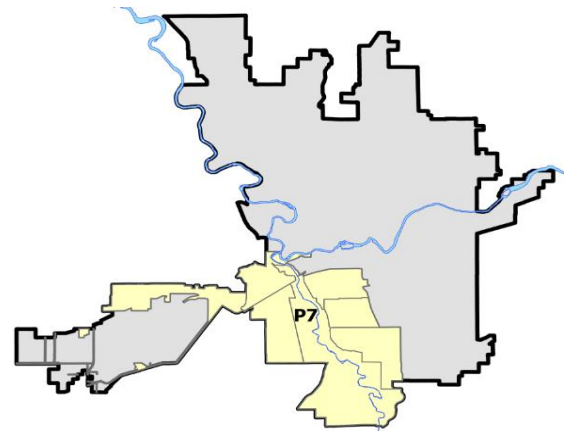
Preliminary IBR Counts

NIBRS Categories (Part 1 Selected)		7 Day Comparison			28 Day Comparison			YTD Comparison		
		Current	Prior	Percent	Current	Prior	Percent	Current	Prior	Percent
Violent	Criminal Homicide	0	0		0	0		2	1	100.00%
	Rape	1	0		3	1	200.00%	7	7	0.00%
	Robbery - Commercial	0	0		0	1	-100.00%	4	1	300.00%
	Robbery - Person	0	0		0	2	-100.00%	3	5	-40.00%
	Aggravated Assault - Non DV	1	0		5	3	66.67%	15	14	7.14%
	Aggravated Assault - DV	0	0		2	2	0.00%	7	7	0.00%
Violent Total:		2	0		10	9	11.11%	38	35	8.57%
Property	Burglary - Residential	0	1	-100.00%	3	5	-40.00%	20	13	53.85%
	Burglary Garage	0	0		1	2	-50.00%	11	9	22.22%
	Burglary Commercial	0	1	-100.00%	1	2	-50.00%	3	14	-78.57%
	Larceny	6	10	-40.00%	45	54	-16.67%	227	341	-33.43%
	Vehicle Theft	4	4	0.00%	12	8	50.00%	36	49	-26.53%
	Arson	0	0		0	0		0	0	
Property Total:		10	16	-37.50%	62	71	-12.68%	297	426	-30.28%
Preliminary Part 1 Crime Totals:		12	16	-25.00%	72	80	-10.00%	335	461	-27.33%
Current 7 Day Period:		4/2/2023 - 4/8/2023			Prior 7 Day Period:		3/26/2023 - 4/1/2023			
Current 28 Day Period:		3/12/2023 - 4/8/2023			Prior 28 Day Period:		2/12/2023 - 3/11/2023			
Current YTD Day Period:		1/1/2023 - 4/8/2023			Prior YTD Period:		1/1/2022 - 4/8/2022			

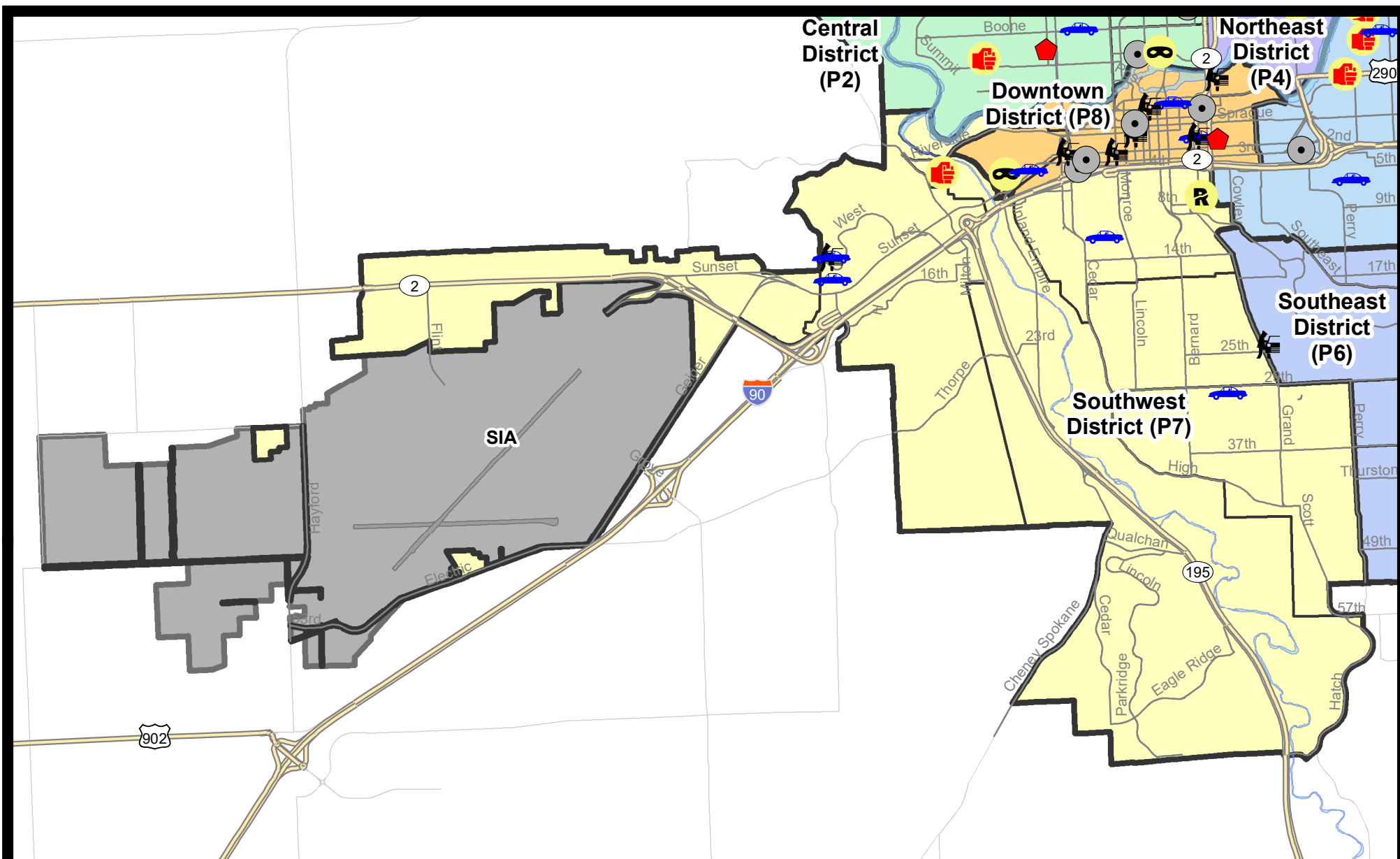
Prepared by SPD Crime Analysis Office - Monday, April 10, 2023

NOTE: SPD moved from UCR to the NIBRS reporting standard on 10/4/16 following the transition to a new RMS System. [Numbers on CompStat reports prior to this date should not be used as a comparison to those on this report.](#) Additional info on these reporting standards can be found on the FBI website: <https://ucr.fbi.gov/nibrs-overview>

This chart represents Preliminary counts of selected crime categories from Police Case Reports. Full statistical analysis to determine the confidence level of this data has not been performed. The % change columns on the preliminary counts differ from the percentage change on the NIBRS crime report, sometimes significantly. The CompStat report is designed for operational use and includes only selected NIBRS categories and coding less complex than full NIBRS rules. Official statistics for these and other NIBRS categories can be found on WASPC & FBI websites once available.



Note: On 1/8/23 boundary changes were implemented that incorporated portions of P7 into the Downtown DAVID Sector (SPD8BA SPD8PV); Consequently activity in P7 will appear lower if compared to printed CompStat reports prior to 1/8/23

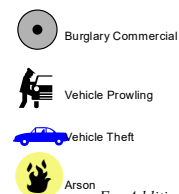
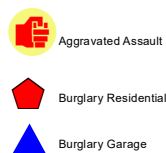



City of Spokane
Southwest District (P7)
Selected
Crime Types
2023-04-02 to 2023-04-08

Prepared By:
Crime Analysis Unit
Spokane Police Department

Legend

NIBRS Events



Cases Represent LERMS Crime Codes
 Points may indicate multiple events
 Note: Veh Prowl is only Larceny category displayed



For Additional Information on Incidents
 pertaining to an Area, Trend, or Pattern
 Contact Information Analysis

0 0.2 0.4 0.6 0.8 1 1.2 1.4 1.6 Miles



THIS IS NOT A LEGAL DOCUMENT:
 The information shown on this map is compiled
 from various sources and is subject to constant
 revision. Information shown on this map should
 not be used to determine the location of facilities
 in relationship to property lines, section lines,
 streets, etc.



Sunday - Saturday

SE - Southwest District (P7)

4/2/2023 TO 4/8/2023



<u>A/C</u>	<u>Offense Statute</u>	<u>Address</u>	<u>Reported Date</u>	<u>Dist</u>
<u>SPC7CH</u>				
C	MAIL THEFT	1200 W 12TH AVE	4/3/2023	P7
C	MAIL THEFT	1200 W 12TH AVE	4/3/2023	P5
C	RAPE 2D		4/7/2023	P7
C	THEFT 3D ALL OTHER	800 S JEFFERSON ST	4/3/2023	P7
C	THEFT OF MOTOR VEHICLE	1100 W 11TH AVE	4/7/2023	P7
<u>SPC7CS</u>				
C	THEFT OF MOTOR VEHICLE	0 E 30TH AVE	4/2/2023	P7
<u>SPC7LC</u>				
C	ASSAULT 2D	300 S A ST	4/4/2023	P7
<u>SPC7MC</u>				
C	THEFT 2D ALL OTHER	2100 S GRAND BLVD	4/7/2023	P7
<u>SPC7WH</u>				
C	THEFT 3D ALL OTHER	1500 S RUSTLE ST	4/6/2023	P7
C	THEFT 3D FROM MOTOR VEHICLE	1300 S WESTCLIFF PL	4/2/2023	P7
C	THEFT OF MOTOR VEHICLE	1300 S WESTCLIFF PL	4/2/2023	P7
C	THEFT OF MOTOR VEHICLE	1500 S RUSTLE ST	4/6/2023	P7

SPOKANE POLICE DEPARTMENT

Downtown Precinct

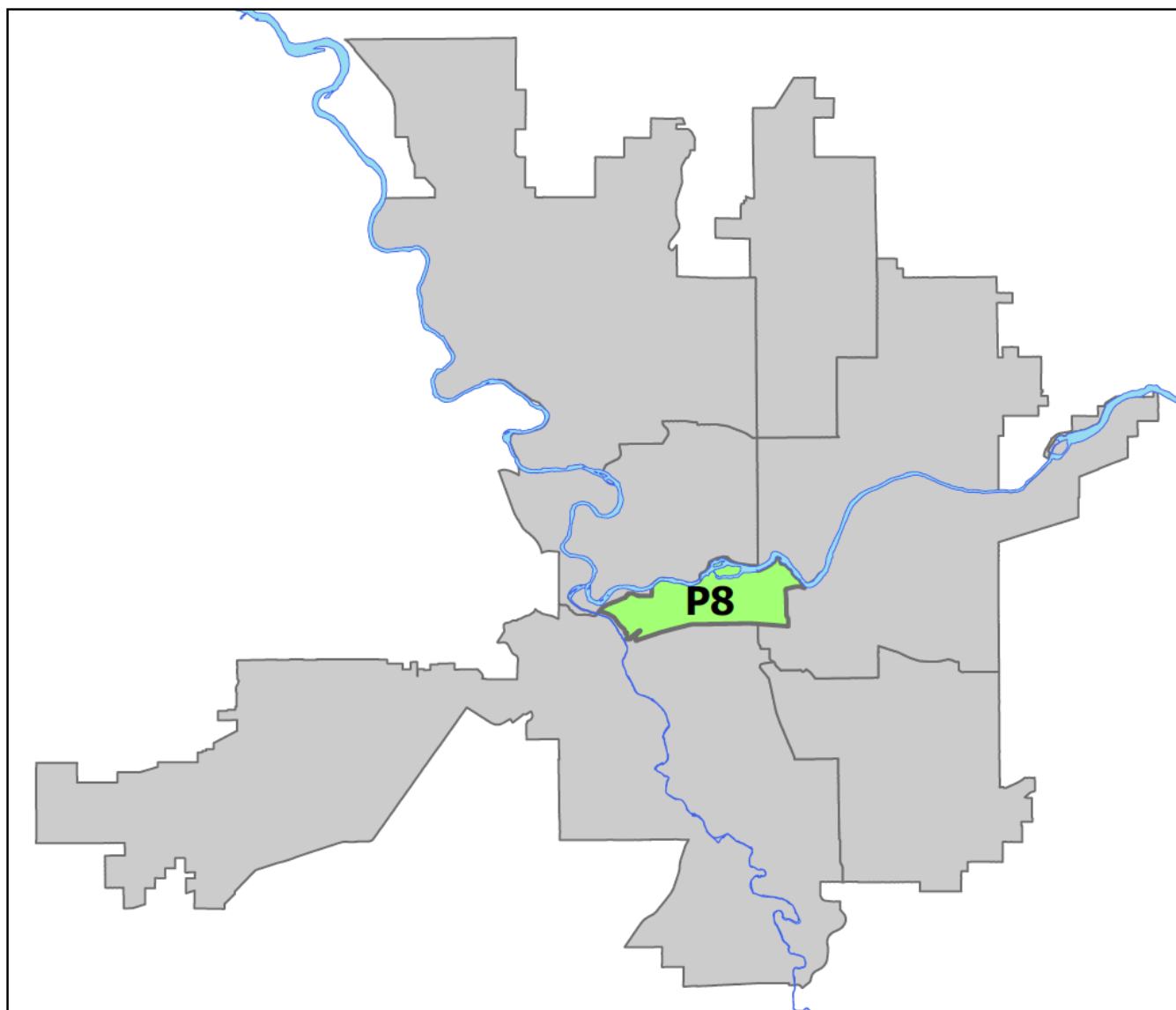
DAVID Sector



PSA Commander

Captain David Singley

Downtown District (P8)



POLICE SUMMARY - Ending: Saturday, April 8, 2023

DOWNTOWN PRECINCT (P8) DAVID SECTOR



Preliminary IBR Counts

NIBRS Categories (Part 1 Selected)		7 Day Comparison			28 Day Comparison			YTD Comparison		
		Current	Prior	Percent	Current	Prior	Percent	Current	Prior	Percent
Violent	Criminal Homicide	0	0		0	0		0	1	-100.00%
	Rape	0	2	-100.00%	3	1	200.00%	10	13	-23.08%
	Robbery - Commercial	0	0		1	2	-50.00%	4	5	-20.00%
	Robbery - Person	1	3	-66.67%	7	7	0.00%	22	9	144.44%
	Aggravated Assault - Non DV	0	6	-100.00%	12	9	33.33%	40	28	42.86%
	Aggravated Assault - DV	0	0		1	5	-80.00%	10	4	150.00%
Violent Total:		1	11	-90.91%	24	24	0.00%	86	60	43.33%
Property	Burglary - Residential	1	0		3	1	200.00%	10	14	-28.57%
	Burglary Garage	0	0		3	4	-25.00%	8	2	300.00%
	Burglary Commercial	4	1	300.00%	9	5	80.00%	24	20	20.00%
	Larceny	10	12	-16.67%	63	96	-34.38%	316	578	-45.33%
	Vehicle Theft	3	1	200.00%	12	16	-25.00%	36	53	-32.08%
	Arson	0	1	-100.00%	4	0		11	3	266.67%
Property Total:		18	15	20.00%	94	122	-22.95%	405	670	-39.55%
Preliminary Part 1 Crime Totals:		19	26	-26.92%	118	146	-19.18%	491	730	-32.74%
Current 7 Day Period:		4/2/2023 - 4/8/2023			Prior 7 Day Period:		3/26/2023 - 4/1/2023			
Current 28 Day Period:		3/12/2023 - 4/8/2023			Prior 28 Day Period:		2/12/2023 - 3/11/2023			
Current YTD Day Period:		1/1/2023 - 4/8/2023			Prior YTD Period:		1/1/2022 - 4/8/2022			

Prepared by SPD Crime Analysis Office - Monday, April 10, 2023

NOTE: SPD moved from UCR to the NIBRS reporting standard on 10/4/16 following the transition to a new RMS System. [Numbers on CompStat reports prior to this date should not be used as a comparison to those on this report.](#) Additional info on these reporting standards can be found on the FBI website: <https://ucr.fbi.gov/nibrs-overview>

This chart represents Preliminary counts of selected crime categories from Police Case Reports. Full statistical analysis to determine the confidence level of this data has not been performed. The % change columns on the preliminary counts differ from the percentage change on the NIBRS crime report, sometimes significantly. The CompStat report is designed for operational use and includes only selected NIBRS categories and coding less complex than full NIBRS rules. Official statistics for these and other NIBRS categories can be found on WASPC & FBI websites once available.



Note: On 1/8/23 boundary changes incorporated portions of P7 into the Downtown Precinct (SPD8BA and SPD8PV); Consequently activity in P8 will appear higher if compared to printed CompStat reports prior to 1/8/23

Sunday - Saturday

SW - Downtown District (P8)

4/2/2023 TO 4/8/2023



<u>A/C</u>	<u>Offense Statute</u>	<u>Address</u>	<u>Reported Date</u>	<u>Dist</u>
<u>SPD8BA</u>				
C	ROBBERY 1D PERSON	W 4TH AVE / S HEMLOCK ST	4/5/2023	P8
C	THEFT OF MOTOR VEHICLE	1900 W SUNSET BLVD	4/5/2023	P8
<u>SPD8EC</u>				
C	RESIDENTIAL BURGLARY	100 S PINE ST	4/8/2023	P8
C	THEFT 2D ALL OTHER	100 S DIVISION ST	4/3/2023	P8
<u>SPD8RS</u>				
C	BURGLARY 1D COMMERCIAL	0 W MAIN AVE	4/4/2023	P8
C	BURGLARY 2D COMMERCIAL	300 S CEDAR ST	4/3/2023	P8
C	BURGLARY 2D COMMERCIAL	1300 W 3RD AVE	4/4/2023	P8
C	BURGLARY 2D COMMERCIAL	0 N POST ST	4/7/2023	P8
C	THEFT 2D ALL OTHER	300 S ADAMS ST	4/4/2023	P8
C	THEFT 2D FROM MOTOR VEHICLE	100 S POST ST	4/7/2023	P8
C	THEFT 2D FROM MOTOR VEHICLE	400 N RIVERPOINT BLVD	4/7/2023	P8
C	THEFT 2D FROM MOTOR VEHICLE	1500 W 2ND AVE	4/7/2023	P8
C	THEFT 3D FROM BUILDING	300 S ADAMS ST	4/3/2023	P8
C	THEFT 3D FROM MOTOR VEHICLE	500 W MAIN AVE	4/3/2023	P8
C	THEFT 3D FROM MOTOR VEHICLE	0 W PACIFIC AVE	4/6/2023	P8
C	THEFT 3D FROM MOTOR VEHICLE	S MONROE ST / W 2ND AVE	4/8/2023	P8
C	THEFT 3D VEHICLE PARTS AND ACCESSORIES	800 W MAIN AVE	4/7/2023	P8
C	THEFT OF MOTOR VEHICLE	300 W SPOKANE FALLS BLVD	4/4/2023	P8
A	THEFT OF MOTOR VEHICLE	0 W PACIFIC AVE	4/6/2023	P8

POLICE SUMMARY - Ending: Saturday, April 8, 2023



Other Jurisdiction or Unk District

Preliminary IBR Counts

NIBRS Categories (Part 1 Selected)		7 Day Comparison			28 Day Comparison			YTD Comparison		
		Current	Prior	Percent	Current	Prior	Percent	Current	Prior	Percent
Violent	Criminal Homicide	0	0		0	0		0	0	
	Rape	0	0		1	3	-66.67%	5	1	400.00%
	Robbery - Commercial	0	0		0	0		0	0	
	Robbery - Person	0	0		0	0		1	0	
	Aggravated Assault - Non DV	0	0		0	0		0	1	-100.00%
	Aggravated Assault - DV	0	0		0	0		0	1	-100.00%
Violent Total:		0	0		1	3	-66.67%	6	3	100.00%
Property	Burglary - Residential	0	0		0	0		0	0	
	Burglary Garage	2	0		2	0		2	0	
	Burglary Commercial	0	0		0	0		0	1	-100.00%
	Larceny	42	39	7.69%	90	0		96	20	380.00%
	Vehicle Theft	0	0		0	0		0	1	-100.00%
	Arson	0	0		0	0		0	0	
Property Total:		44	39	12.82%	92	0		98	22	345.45%
Preliminary Part 1 Crime Totals:		44	39	12.82%	93	3	3000.00%	104	25	316.00%
Current 7 Day Period:		4/2/2023 - 4/8/2023			Prior 7 Day Period:		3/26/2023 - 4/1/2023			
Current 28 Day Period:		3/12/2023 - 4/8/2023			Prior 28 Day Period:		2/12/2023 - 3/11/2023			
Current YTD Day Period:		1/1/2023 - 4/8/2023			Prior YTD Period:		1/1/2022 - 4/8/2022			

Prepared by SPD Crime Analysis Office - Monday, April 10, 2023

NOTE: SPD moved from UCR to the NIBRS reporting standard on 10/4/16 following the transition to a new RMS System. [Numbers on CompStat reports prior to this date should not be used as a comparison to those on this report.](#) Additional info on these reporting standards can be found on the FBI website: <https://ucr.fbi.gov/nibrs-overview>

This chart represents Preliminary counts of selected crime categories from Police Case Reports. Full statistical analysis to determine the confidence level of this data has not been performed. The % change columns on the preliminary counts differ from the percentage change on the NIBRS crime report, sometimes significantly. The CompStat report is designed for operational use and includes only selected NIBRS categories and coding less complex than full NIBRS rules. Official statistics for these and other NIBRS categories can be found on WASPC & FBI websites once available.

Sunday - Saturday

4/2/2023 TO 4/8/2023

Other Jurisdiction/Unk District



<u>A/C</u>	<u>Offense Statute</u>	<u>Address</u>	<u>Reported Date</u>	<u>Dist</u>
C	BURGLARY 2D GARAGE		4/3/2023	
C	BURGLARY 2D GARAGE		4/3/2023	
C	THEFT 1D FROM BUILDING		4/3/2023	
C	THEFT 1D FROM MOTOR VEHICLE		4/2/2023	
C	THEFT 2D ALL OTHER		4/4/2023	
C	THEFT 2D ALL OTHER		4/5/2023	
C	THEFT 2D FROM BUILDING		4/2/2023	
C	THEFT 2D FROM BUILDING		4/6/2023	
C	THEFT 2D FROM MOTOR VEHICLE		4/5/2023	
C	THEFT 2D FROM MOTOR VEHICLE		4/6/2023	
C	THEFT 3D ALL OTHER		4/3/2023	
C	THEFT 3D ALL OTHER		4/4/2023	
C	THEFT 3D ALL OTHER		4/4/2023	
C	THEFT 3D ALL OTHER		4/4/2023	
C	THEFT 3D ALL OTHER		4/5/2023	
C	THEFT 3D ALL OTHER		4/5/2023	
C	THEFT 3D FROM BUILDING		4/3/2023	
C	THEFT 3D FROM BUILDING		4/7/2023	
C	THEFT 3D FROM MOTOR VEHICLE		4/2/2023	
C	THEFT 3D FROM MOTOR VEHICLE		4/2/2023	
C	THEFT 3D FROM MOTOR VEHICLE		4/3/2023	
C	THEFT 3D FROM MOTOR VEHICLE		4/7/2023	
C	THEFT 3D FROM MOTOR VEHICLE		4/7/2023	
C	THEFT 3D SHOPLIFTING		4/2/2023	
C	THEFT 3D SHOPLIFTING		4/2/2023	
C	THEFT 3D SHOPLIFTING		4/2/2023	
C	THEFT 3D SHOPLIFTING		4/2/2023	
C	THEFT 3D SHOPLIFTING		4/2/2023	
C	THEFT 3D SHOPLIFTING		4/3/2023	
C	THEFT 3D SHOPLIFTING		4/3/2023	
C	THEFT 3D SHOPLIFTING		4/4/2023	
C	THEFT 3D SHOPLIFTING		4/4/2023	
C	THEFT 3D SHOPLIFTING		4/4/2023	
C	THEFT 3D SHOPLIFTING		4/4/2023	
C	THEFT 3D SHOPLIFTING		4/5/2023	
C	THEFT 3D SHOPLIFTING		4/5/2023	
C	THEFT 3D SHOPLIFTING		4/5/2023	
C	THEFT 3D SHOPLIFTING		4/5/2023	

For protection of victim privacy, the entire address on sexual assault crimes has been redacted.

A/C	Offense Statute	Address	Reported Date	Dist
C	THEFT 3D SHOPLIFTING		4/6/2023	
C	THEFT 3D SHOPLIFTING		4/7/2023	
C	THEFT 3D SHOPLIFTING		4/8/2023	
C	THEFT 3D SHOPLIFTING		4/8/2023	
C	THEFT 3D SHOPLIFTING		4/8/2023	
C	THEFT 3D VEHICLE PARTS AND ACCESSORIES		4/8/2023	