

SPOKANE POLICE DEPARTMENT

PRELIMINARY CITYWIDE **IBR** CRIME REPORT



Preliminary IBR Counts

CHIEF OF POLICE

Craig Meidl

Period Ending: Monday, September 26, 2022

NIBRS Categories (Part 1 Selected)		7 Day Comparison			28 Day Comparison			YTD Comparison		
		Current	Prior	Percent	Current	Prior	Percent	Current	Prior	Percent
Violent	Criminal Homicide	0	1	-100.00%	1	2	-50.00%	12	8	50.00%
	Rape	1	6	-83.33%	15	12	25.00%	164	197	-16.75%
	Robbery - Commercial	2	1	100.00%	4	4	0.00%	76	48	58.33%
	Robbery - Person	2	2	0.00%	16	13	23.08%	158	153	3.27%
	Aggravated Assault - Non DV	16	7	128.57%	42	53	-20.75%	401	384	4.43%
	Aggravated Assault - DV	7	11	-36.36%	32	24	33.33%	259	268	-3.36%
Violent Total:		28	28	0.00%	110	108	1.85%	1070	1058	1.13%
Property	Burglary - Residential	16	10	60.00%	55	77	-28.57%	587	557	5.39%
	Burglary Garage	18	7	157.14%	60	33	81.82%	313	321	-2.49%
	Burglary Commercial	8	4	100.00%	39	46	-15.22%	468	343	36.44%
	Larceny	160	163	-1.84%	703	747	-5.89%	7370	6058	21.66%
	Vehicle Theft	41	39	5.13%	155	183	-15.30%	1334	815	63.68%
	Arson	1	3	-66.67%	7	5	40.00%	51	88	-42.05%
Property Total:		244	226	7.96%	1019	1091	-6.60%	10123	8182	23.72%
Preliminary Part 1 Crime Totals:		272	254	7.09%	1129	1199	-5.84%	11193	9240	21.14%
Current 7 Day Period:		9/20/2022 - 9/26/2022			Prior 7 Day Period:		9/13/2022 - 9/19/2022			
Current 28 Day Period:		8/30/2022 - 9/26/2022			Prior 28 Day Period:		8/2/2022 - 8/29/2022			
Current YTD Day Period:		1/1/2022 - 9/26/2022			Prior YTD Period:		1/1/2021 - 9/26/2021			

Prepared by SPD Crime Analysis Office - Monday, September 26, 2022

NOTE: SPD moved from UCR to the NIBRS reporting standard on 10/4/16 following the transition to a new RMS System. [Numbers on CompStat reports prior to this date should not be used as a comparison to those on this report.](#) Additional info on these reporting standards can be found on the FBI website: <https://ucr.fbi.gov/nibrs-overview>

This chart represents Preliminary counts of selected crime categories from Police Case Reports. Full statistical analysis to determine the confidence level of this data has not been performed. The % change columns on the preliminary counts differ from the percentage change on the NIBRS crime report, sometimes significantly. The CompStat report is designed for operational use and includes only selected NIBRS categories and coding less complex than full NIBRS rules. Official statistics for these and other NIBRS categories can be found on WASPC & FBI websites once available.



SPOKANE POLICE DEPARTMENT



NORTH **Police Service Area**

PSA Commander

Captain Mark Griffiths

Northwest District (P1)

Central District (P2)

Neva-Wood District (P3)

Northeast District (P4)



POLICE SUMMARY - Ending: Monday, September 26, 2022

NORTH PRECINCT (P1, P2, P3, and P4)



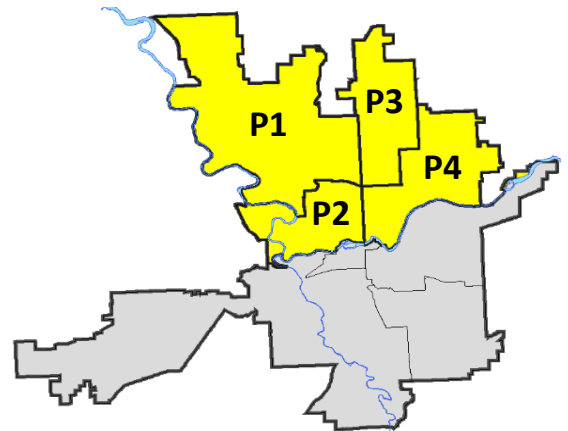
Preliminary IBR Counts

NIBRS Categories (Part 1 Selected)		7 Day Comparison			28 Day Comparison			YTD Comparison		
		Current	Prior	Percent	Current	Prior	Percent	Current	Prior	Percent
Violent	Criminal Homicide	0	0		0	2	-100.00%	7	4	75.00%
	Rape	0	4	-100.00%	11	6	83.33%	88	114	-22.81%
	Robbery - Commercial	2	1	100.00%	4	3	33.33%	56	32	75.00%
	Robbery - Person	1	1	0.00%	8	7	14.29%	84	89	-5.62%
	Aggravated Assault - Non DV	9	4	125.00%	26	24	8.33%	218	192	13.54%
	Aggravated Assault - DV	3	6	-50.00%	19	13	46.15%	160	163	-1.84%
Violent Total:		15	16	-6.25%	68	55	23.64%	613	594	3.20%
Property	Burglary - Residential	9	10	-10.00%	42	49	-14.29%	378	363	4.13%
	Burglary Garage	8	1	700.00%	26	21	23.81%	175	211	-17.06%
	Burglary Commercial	4	3	33.33%	21	21	0.00%	240	171	40.35%
	Larceny	52	65	-20.00%	250	402	-37.81%	3890	3682	5.65%
	Vehicle Theft	29	26	11.54%	108	119	-9.24%	826	505	63.56%
	Arson	1	2	-50.00%	4	4	0.00%	33	54	-38.89%
Property Total:		103	107	-3.74%	451	616	-26.79%	5542	4986	11.15%
Preliminary Part 1 Crime Totals:		118	123	-4.07%	519	671	-22.65%	6155	5580	10.30%
Current 7 Day Period:		9/20/2022 - 9/26/2022			Prior 7 Day Period:		9/13/2022 - 9/19/2022			
Current 28 Day Period:		8/30/2022 - 9/26/2022			Prior 28 Day Period:		8/2/2022 - 8/29/2022			
Current YTD Day Period:		1/1/2022 - 9/26/2022			Prior YTD Period:		1/1/2021 - 9/26/2021			

Prepared by SPD Crime Analysis Office - Monday, September 26, 2022

NOTE: SPD moved from UCR to the NIBRS reporting standard on 10/4/16 following the transition to a new RMS System. [Numbers on CompStat reports prior to this date should not be used as a comparison to those on this report.](#) Additional info on these reporting standards can be found on the FBI website: <https://ucr.fbi.gov/nibrs-overview>

This chart represents Preliminary counts of selected crime categories from Police Case Reports. Full statistical analysis to determine the confidence level of this data has not been performed. The % change columns on the preliminary counts differ from the percentage change on the NIBRS crime report, sometimes significantly. The CompStat report is designed for operational use and includes only selected NIBRS categories and coding less complex than full NIBRS rules. Official statistics for these and other NIBRS categories can be found on WASPC & FBI websites once available.



POLICE SUMMARY - Ending: Monday, September 26, 2022



NW - Northwest District (P1)

Preliminary IBR Counts

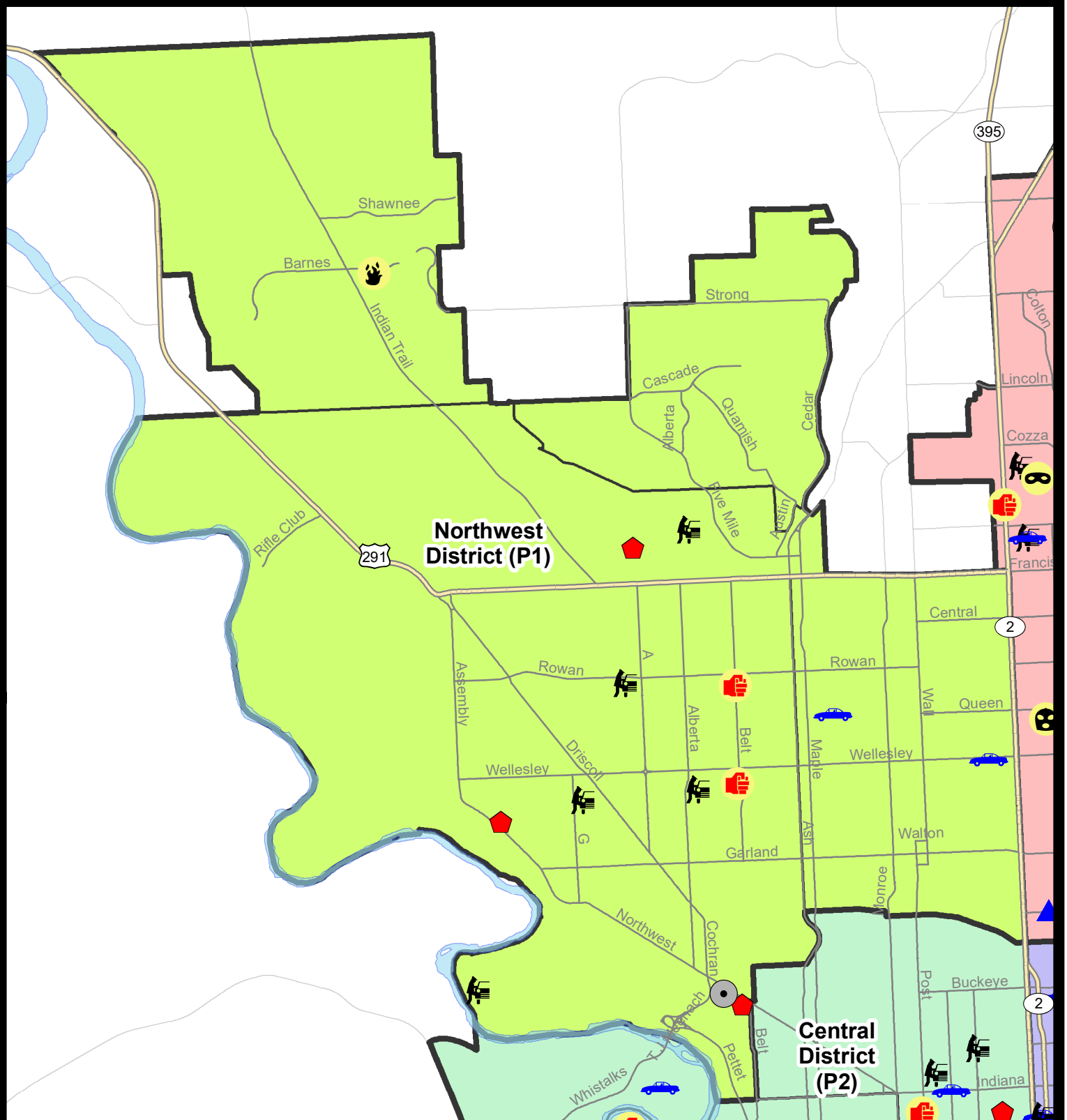
NIBRS Categories (Part 1 Selected)		7 Day Comparison			28 Day Comparison			YTD Comparison		
		Current	Prior	Percent	Current	Prior	Percent	Current	Prior	Percent
Violent	Criminal Homicide	0	0		0	1	-100.00%	3	1	200.00%
	Rape	0	3	-100.00%	4	2	100.00%	26	28	-7.14%
	Robbery - Commercial	0	0		0	0		6	9	-33.33%
	Robbery - Person	0	1	-100.00%	2	0		12	18	-33.33%
	Aggravated Assault - Non DV	2	0		4	6	-33.33%	43	26	65.38%
	Aggravated Assault - DV	0	1	-100.00%	4	2	100.00%	39	34	14.71%
Violent Total:		2	5	-60.00%	14	11	27.27%	129	116	11.21%
Property	Burglary - Residential	3	4	-25.00%	12	8	50.00%	89	80	11.25%
	Burglary Garage	0	0		3	5	-40.00%	37	71	-47.89%
	Burglary Commercial	1	0		3	2	50.00%	26	23	13.04%
	Larceny	7	8	-12.50%	48	85	-43.53%	679	772	-12.05%
	Vehicle Theft	2	3	-33.33%	10	16	-37.50%	113	99	14.14%
	Arson	1	1	0.00%	2	0		7	11	-36.36%
Property Total:		14	16	-12.50%	78	116	-32.76%	951	1056	-9.94%
Preliminary Part 1 Crime Totals:		16	21	-23.81%	92	127	-27.56%	1080	1172	-7.85%
Current 7 Day Period:		9/20/2022 - 9/26/2022			Prior 7 Day Period:		9/13/2022 - 9/19/2022			
Current 28 Day Period:		8/30/2022 - 9/26/2022			Prior 28 Day Period:		8/2/2022 - 8/29/2022			
Current YTD Day Period:		1/1/2022 - 9/26/2022			Prior YTD Period:		1/1/2021 - 9/26/2021			

Prepared by SPD Crime Analysis Office - Monday, September 26, 2022

NOTE: SPD moved from UCR to the NIBRS reporting standard on 10/4/16 following the transition to a new RMS System. [Numbers on CompStat reports prior to this date should not be used as a comparison to those on this report.](#) Additional info on these reporting standards can be found on the FBI website: <https://ucr.fbi.gov/nibrs-overview>

This chart represents Preliminary counts of selected crime categories from Police Case Reports. Full statistical analysis to determine the confidence level of this data has not been performed. The % change columns on the preliminary counts differ from the percentage change on the NIBRS crime report, sometimes significantly. The CompStat report is designed for operational use and includes only selected NIBRS categories and coding less complex than full NIBRS rules. Official statistics for these and other NIBRS categories can be found on WASPC & FBI websites once available.





City of Spokane
Northwest District (P1)
Selected Crime Codes
2022-09-18 to 2022-09-24
 Prepared By:
 Crime Analysis Unit
 Spokane Police Department

Legend

NIBRS Events

Criminal Homicide	Robbery Person	Burglary Commercial
Rape	Aggravated Assault	Vehicle Prowling
Robbery Commercial	Burglary Residential	Vehicle Theft
	Burglary Garage	Arson

*Cases Represent LERMS Crime Codes
 Points may indicate multiple events
 Note: Veh Prowl is only Larceny displayed*

For Additional Information on Incidents pertaining to an Area, Trend, or Pattern Contact Information Analysis

0 0.25 0.5 1 Miles

THIS IS NOT A LEGAL DOCUMENT:
 The information shown on this map is compiled from various sources and is subject to constant revision. Information shown on this map should not be used to determine the location of facilities in relationship to property lines, section lines, streets, etc.

Sunday - Saturday

NW - Northwest District (P1)

9/18/2022 TO 9/24/2022



<u>A/C</u>	<u>Offense Statute</u>	<u>Address</u>	<u>Reported Date</u>	<u>Dist</u>
<u>SPA1BS</u>				
C	RESIDENTIAL BURGLARY	6600 N A ST	9/19/2022	P1
C	THEFT 3D FROM MOTOR VEHICLE	2600 W BEACON AVE	9/20/2022	P1
<u>SPA1IT</u>				
C	ARSON 2D	4900 W BARNES RD	9/21/2022	P1
<u>SPA1NH</u>				
C	THEFT OF MOTOR VEHICLE	200 W WELLESLEY AVE	9/18/2022	P1
C	THEFT OF MOTOR VEHICLE	5100 N CEDAR ST	9/23/2022	P4
<u>SPA1NW</u>				
C	ASSAULT 3D WEAPON OR NEGLIGENT INJURY	2200 W WELLESLEY AVE	9/23/2022	P1
C	BURGLARY 2D COMMERCIAL	2300 W NORTHWEST BLVD	9/22/2022	P1
C	HARASSMENT FELONY WEAPON INVOLVED	N BELT ST / W SANSON AVE	9/23/2022	P1
C	MAIL THEFT	6900 N DOUGLASS ST	9/18/2022	P1
C	RESIDENTIAL BURGLARY	4000 W LONGFELLOW AVE	9/18/2022	P1
A	RESIDENTIAL BURGLARY	2100 W BUCKEYE AVE	9/19/2022	P1
C	THEFT 2D FROM MOTOR VEHICLE	4400 W DOWNRIVER DR	9/18/2022	P1
C	THEFT 2D FROM MOTOR VEHICLE	2500 W WELLESLEY AVE	9/18/2022	P1
C	THEFT 2D FROM MOTOR VEHICLE	5400 N AUDUBON ST	9/23/2022	P1
A	THEFT 3D SHOPLIFTING	2500 W WELLESLEY AVE	9/18/2022	P1
C	THEFT OF A FIREARM FROM MOTOR VEHICLE	3400 W PRINCETON AVE	9/24/2022	P1

POLICE SUMMARY - Ending: Monday, September 26, 2022



NW - North Central District (P2)

Preliminary IBR Counts

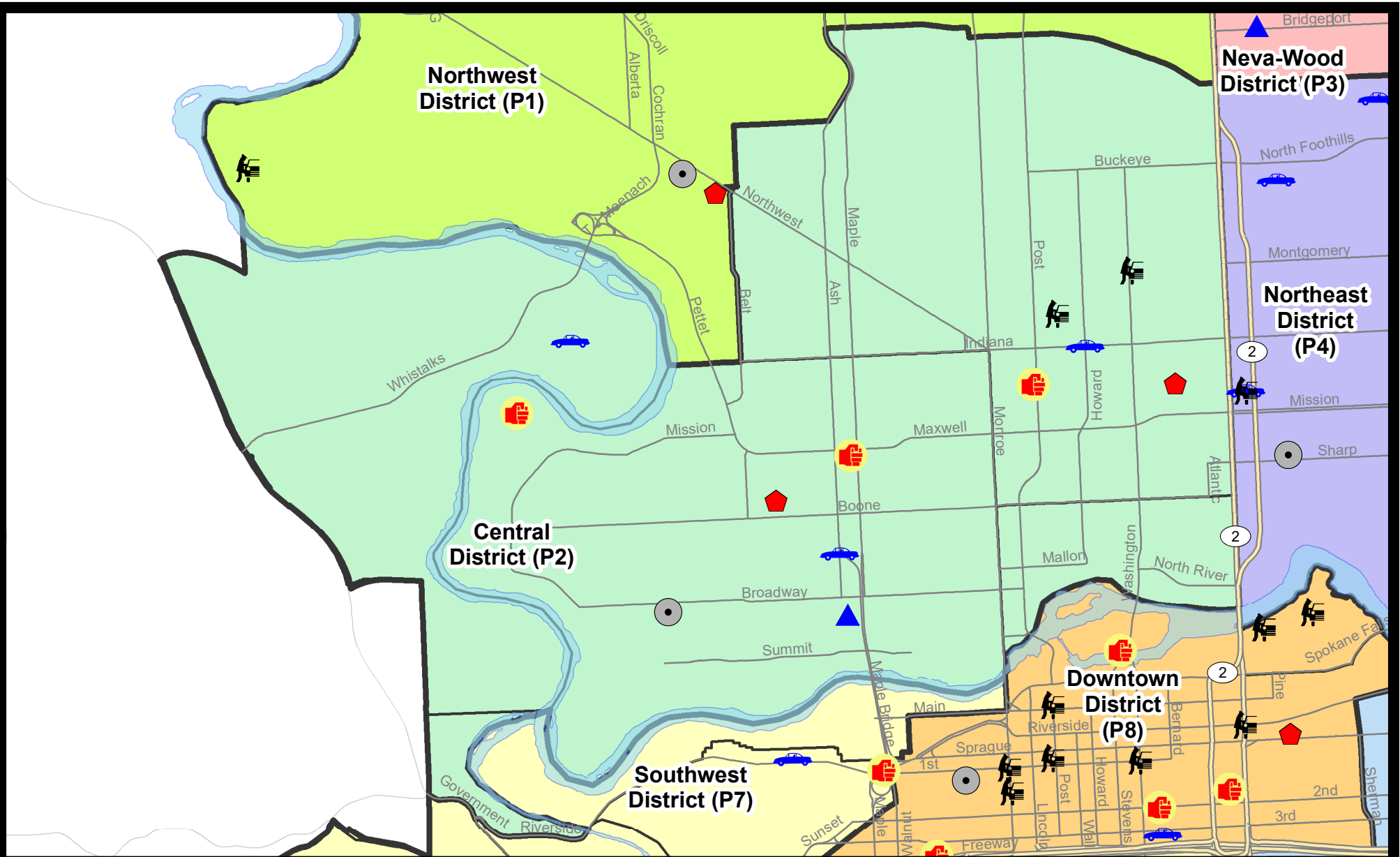
NIBRS Categories (Part 1 Selected)		7 Day Comparison			28 Day Comparison			YTD Comparison		
		Current	Prior	Percent	Current	Prior	Percent	Current	Prior	Percent
Violent	Criminal Homicide	0	0		0	1	-100.00%	2	0	
	Rape	0	1	-100.00%	2	1	100.00%	21	26	-19.23%
	Robbery - Commercial	0	0		0	0		9	1	800.00%
	Robbery - Person	0	0		1	1	0.00%	19	23	-17.39%
	Aggravated Assault - Non DV	2	0		5	6	-16.67%	58	49	18.37%
	Aggravated Assault - DV	1	2	-50.00%	6	6	0.00%	42	38	10.53%
Violent Total:		3	3	0.00%	14	15	-6.67%	151	137	10.22%
Property	Burglary - Residential	2	1	100.00%	10	8	25.00%	80	99	-19.19%
	Burglary Garage	1	1	0.00%	5	4	25.00%	42	40	5.00%
	Burglary Commercial	1	0		3	5	-40.00%	50	37	35.14%
	Larceny	12	16	-25.00%	57	79	-27.85%	777	728	6.73%
	Vehicle Theft	3	9	-66.67%	20	30	-33.33%	185	132	40.15%
	Arson	0	0		0	0		8	17	-52.94%
Property Total:		19	27	-29.63%	95	126	-24.60%	1142	1053	8.45%
Preliminary Part 1 Crime Totals:		22	30	-26.67%	109	141	-22.70%	1293	1190	8.66%
Current 7 Day Period:		9/20/2022 - 9/26/2022			Prior 7 Day Period:		9/13/2022 - 9/19/2022			
Current 28 Day Period:		8/30/2022 - 9/26/2022			Prior 28 Day Period:		8/2/2022 - 8/29/2022			
Current YTD Day Period:		1/1/2022 - 9/26/2022			Prior YTD Period:		1/1/2021 - 9/26/2021			

Prepared by SPD Crime Analysis Office - Monday, September 26, 2022

NOTE: SPD moved from UCR to the NIBRS reporting standard on 10/4/16 following the transition to a new RMS System. [Numbers on CompStat reports prior to this date should not be used as a comparison to those on this report.](#) Additional info on these reporting standards can be found on the FBI website: <https://ucr.fbi.gov/nibrs-overview>

This chart represents Preliminary counts of selected crime categories from Police Case Reports. Full statistical analysis to determine the confidence level of this data has not been performed. The % change columns on the preliminary counts differ from the percentage change on the NIBRS crime report, sometimes significantly. The CompStat report is designed for operational use and includes only selected NIBRS categories and coding less complex than full NIBRS rules. Official statistics for these and other NIBRS categories can be found on WASPC & FBI websites once available.


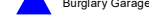






City of Spokane
Central District (P2)
Selected
Crime Types
2022-09-18 to 2022-09-24
 Prepared By:
 Crime Analysis Unit
 Spokane Police Department

Legend

NIBRS Events



Cases Represent LERMS Crime Codes
 Points may indicate multiple events
 Note: Veh Prowl is only Larceny category displayed



For Additional Information on Incidents
 pertaining to an Area, Trend, or Pattern
 Contact Information Analysis

0 0.2 0.4 0.6 Miles



THIS IS NOT A LEGAL DOCUMENT:
 The information shown on this map is compiled
 from various sources and is subject to constant
 revision. Information shown on this map should
 not be used to determine the location of facilities
 in relationship to property lines, section lines,
 streets, etc.



Sunday - Saturday

NW - Central District (P2)

9/18/2022 TO 9/24/2022



<u>A/C</u>	<u>Offense Statute</u>	<u>Address</u>	<u>Reported Date</u>	<u>Dist</u>
<u>SPA2EG</u>				
C	IBR Purposes Only - Aggravated Assault	1700 N POST ST	9/22/2022	P2
C	RESIDENTIAL BURGLARY	1700 N NORMANDIE ST	9/19/2022	P1
C	THEFT 2D ALL OTHER	2400 N STEVENS ST	9/19/2022	P2
C	THEFT 3D ALL OTHER	500 W SINTO AVE	9/18/2022	P2
C	THEFT 3D ALL OTHER	1300 W GRACE AVE	9/21/2022	P2
C	THEFT 3D ALL OTHER	1400 W CARLISLE AVE	9/23/2022	P2
A	THEFT 3D FROM MOTOR VEHICLE	2000 N WALL ST	9/19/2022	P2
C	THEFT 3D FROM MOTOR VEHICLE	2200 N WASHINGTON ST	9/21/2022	P2
C	THEFT 3D VEHICLE PARTS AND ACCESSORIES	1100 W GRACE AVE	9/24/2022	P2
C	THEFT OF MOTOR VEHICLE	N HOWARD ST / W INDIANA AVE	9/20/2022	P2
<u>SPA2WC</u>				
C	ASSAULT 2D	3200 W BOONE AVE	9/18/2022	P1
C	BURGLARY 2D COMMERCIAL	700 N COCHRAN ST	9/21/2022	P2
C	BURGLARY 2D GARAGE	1700 W COLLEGE AVE	9/20/2022	P2
C	IBR Purposes Only - Aggravated Assault	1400 N MAPLE ST	9/21/2022	P2
A	RESIDENTIAL BURGLARY	1900 W SHARP AVE	9/18/2022	P1
C	THEFT 2D ALL OTHER	2300 W COLLEGE AVE	9/23/2022	P2
C	THEFT 2D FROM BUILDING	1300 W NORA AVE	9/20/2022	P2
C	THEFT 3D ALL OTHER	2600 W SHARP AVE	9/23/2022	P2
C	THEFT 3D CITY SHOPLIFTING	1200 N MONROE ST	9/24/2022	P1
C	THEFT 3D SHOPLIFTING	1100 N MONROE ST	9/19/2022	P2
C	THEFT OF MOTOR VEHICLE	W DEAN AVE / N ASH ST	9/20/2022	P2
<u>SPA2WH</u>				
C	THEFT OF MOTOR VEHICLE	2800 W ELLIOTT DR	9/22/2022	P1

POLICE SUMMARY - Ending: Monday, September 26, 2022



NE - Neva-Wood District (P3)

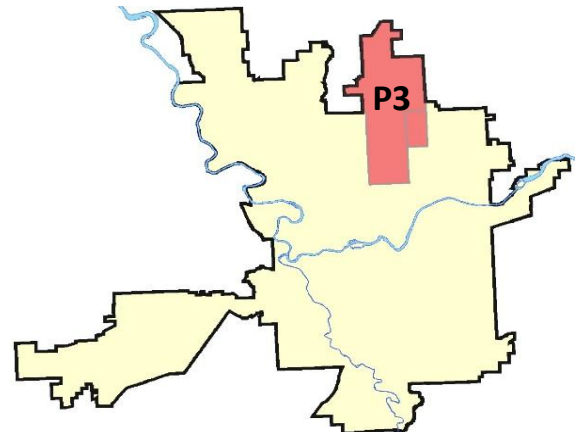
Preliminary IBR Counts

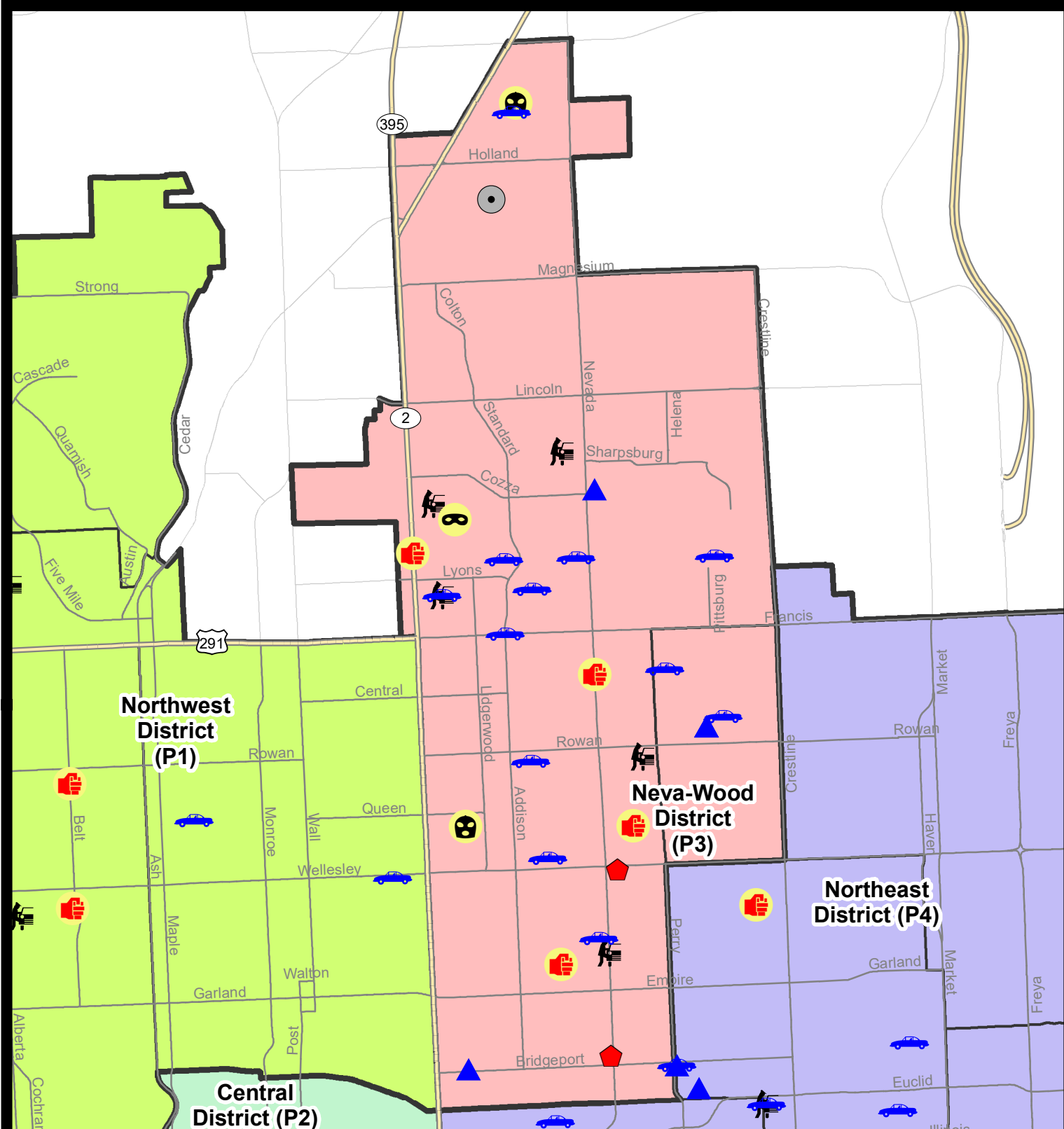
NIBRS Categories (Part 1 Selected)		7 Day Comparison			28 Day Comparison			YTD Comparison		
		Current	Prior	Percent	Current	Prior	Percent	Current	Prior	Percent
Violent	Criminal Homicide	0	0		0	0		2	2	0.00%
	Rape	0	0		2	1	100.00%	21	34	-38.24%
	Robbery - Commercial	2	1	100.00%	4	3	33.33%	32	16	100.00%
	Robbery - Person	1	0		4	3	33.33%	33	21	57.14%
	Aggravated Assault - Non DV	3	3	0.00%	10	1	900.00%	45	63	-28.57%
	Aggravated Assault - DV	1	1	0.00%	5	4	25.00%	37	47	-21.28%
Violent Total:		7	5	40.00%	25	12	108.33%	170	183	-7.10%
Property	Burglary - Residential	2	3	-33.33%	10	16	-37.50%	104	90	15.56%
	Burglary Garage	5	0		11	10	10.00%	63	59	6.78%
	Burglary Commercial	1	1	0.00%	10	6	66.67%	75	64	17.19%
	Larceny	20	22	-9.09%	82	166	-50.60%	1695	1388	22.12%
	Vehicle Theft	12	9	33.33%	37	50	-26.00%	298	128	132.81%
	Arson	0	0		1	1	0.00%	8	10	-20.00%
Property Total:		40	35	14.29%	151	249	-39.36%	2243	1739	28.98%
Preliminary Part 1 Crime Totals:		47	40	17.50%	176	261	-32.57%	2413	1922	25.55%
Current 7 Day Period:		9/20/2022 - 9/26/2022			Prior 7 Day Period:		9/13/2022 - 9/19/2022			
Current 28 Day Period:		8/30/2022 - 9/26/2022			Prior 28 Day Period:		8/2/2022 - 8/29/2022			
Current YTD Day Period:		1/1/2022 - 9/26/2022			Prior YTD Period:		1/1/2021 - 9/26/2021			

Prepared by SPD Crime Analysis Office - Monday, September 26, 2022

NOTE: SPD moved from UCR to the NIBRS reporting standard on 10/4/16 following the transition to a new RMS System. [Numbers on CompStat reports prior to this date should not be used as a comparison to those on this report.](#) Additional info on these reporting standards can be found on the FBI website: <https://ucr.fbi.gov/nibrs-overview>

This chart represents Preliminary counts of selected crime categories from Police Case Reports. Full statistical analysis to determine the confidence level of this data has not been performed. The % change columns on the preliminary counts differ from the percentage change on the NIBRS crime report, sometimes significantly. The CompStat report is designed for operational use and includes only selected NIBRS categories and coding less complex than full NIBRS rules. Official statistics for these and other NIBRS categories can be found on WASPC & FBI websites once available.





City of Spokane
Neva-Wood District (P3)
Selected Crime Codes
2022-09-18 to 2022-09-24
 Prepared By:
 Crime Analysis Unit
 Spokane Police Department

Legend

NIBRS Events



Criminal Homicide



Rape



Robbery Commercial



Robbery Person



Aggravated Assault



Burglary Residential



Burglary Garage



Burglary Commercial



Vehicle Prowling



Vehicle Theft



Arson



Cases Represent LERMS Crime Codes
 Points may indicate multiple events
 Note: Veh Prowl is only Larceny displayed

For Additional Information on
 Incidents pertaining to an
 Area, Trend, or Pattern
 Contact Information Analysis

0 0.2 0.4 0.8 Miles



THIS IS NOT A LEGAL DOCUMENT:
 The information shown on this map is compiled
 from various sources and is subject to constant
 revision. Information shown on this map should
 not be used to determine the location of facilities
 in relationship to property lines, section lines,
 streets, etc.

Sunday - Saturday

NE - Neva-Wood District (P3)

9/18/2022 TO 9/24/2022



<u>A/C</u>	<u>Offense Statute</u>	<u>Address</u>	<u>Reported Date</u>	<u>Dist</u>
SPB3NL				
C	ASSAULT 1D	N DIVISION ST / E WEDGEWOOD AVE	9/22/2022	P4
C	ASSAULT 1D	N MORTON ST / E OLYMPIC AVE	9/23/2022	P1
C	BURGLARY 1D COMMERCIAL	9200 N COLTON ST	9/18/2022	P2
C	BURGLARY 2D GARAGE	1000 E COZZA DR	9/18/2022	P3
A	BURGLARY 2D GARAGE	100 E BRIDGEPORT AVE	9/21/2022	P3
C	HARASSMENT FELONY WEAPON INVOLVED	600 E WALTON AVE	9/19/2022	P3
C	RESIDENTIAL BURGLARY	1000 E WELLESLEY AVE	9/20/2022	P3
C	RESIDENTIAL BURGLARY	3300 N NEVADA ST	9/21/2022	P2
C	ROBBERY 1D COMMERCIAL	4700 N DIVISION ST	9/19/2022	P2
C	ROBBERY 1D PERSON	7000 N COLTON ST	9/22/2022	P1
C	ROBBERY 2D COMMERCIAL	9700 N NEWPORT HWY	9/24/2022	P4
C	THEFT 2D ALL OTHER	9700 N NEWPORT HWY	9/21/2022	P3
C	THEFT 2D FROM BUILDING	5500 N DIVISION ST	9/21/2022	P3
C	THEFT 2D FROM BUILDING	9200 N NEVADA ST	9/21/2022	P3
C	THEFT 2D FROM BUILDING	9800 N NEVADA ST	9/23/2022	P3
C	THEFT 2D FROM MOTOR VEHICLE	1200 E NORTH AVE	9/20/2022	P3
C	THEFT 2D FROM MOTOR VEHICLE	N NEVADA ST / E LACROSSE AVE	9/20/2022	P3
C	THEFT 2D SHOPLIFTING	9200 N COLTON ST	9/18/2022	P2
C	THEFT 3D ALL OTHER	900 E ROCKWELL AVE	9/19/2022	P4
C	THEFT 3D ALL OTHER	700 E CROWN AVE	9/18/2022	P3
C	THEFT 3D CITY SHOPLIFTING	4700 N DIVISION ST	9/19/2022	P2
C	THEFT 3D CITY SHOPLIFTING	4700 N DIVISION ST	9/22/2022	P3
C	THEFT 3D CITY SHOPLIFTING	4700 N DIVISION ST	9/22/2022	P4
C	THEFT 3D CITY SHOPLIFTING	9600 N NEWPORT HWY	9/23/2022	P4
C	THEFT 3D FROM BUILDING	1200 E WESTVIEW CT	9/20/2022	P3
C	THEFT 3D FROM MOTOR VEHICLE	6600 N DIVISION ST	9/18/2022	P3
C	THEFT 3D FROM MOTOR VEHICLE	7500 N WILDING DR	9/21/2022	P3
C	THEFT 3D FROM MOTOR VEHICLE	0 E WEILE AVE	9/21/2022	P3
C	THEFT 3D SHOPLIFTING	9200 N COLTON ST	9/19/2022	P3
C	THEFT 3D SHOPLIFTING	4700 N DIVISION ST	9/20/2022	P3
C	THEFT OF A FIREARM FROM BUILDING	6900 N CINCINNATI ST	9/20/2022	P4
C	THEFT OF MOTOR VEHICLE	500 E NORTH AVE	9/18/2022	P4
C	THEFT OF MOTOR VEHICLE	600 E BROAD AVE	9/18/2022	P2
A	THEFT OF MOTOR VEHICLE	6600 N DIVISION ST	9/18/2022	P3
C	THEFT OF MOTOR VEHICLE	900 E ROCKWELL AVE	9/19/2022	P4
C	THEFT OF MOTOR VEHICLE	900 E BEACON AVE	9/19/2022	P1
C	THEFT OF MOTOR VEHICLE	9600 N NEWPORT HWY	9/19/2022	P4
C	THEFT OF MOTOR VEHICLE	N STANDARD ST / E HOLYOKE AVE	9/20/2022	P1

For protection of victim privacy, the entire address on sexual assault crimes has been redacted.

A/C	Offense Statute	Address	Reported Date	Dist
C	THEFT OF MOTOR VEHICLE	6700 N PITTSBURG ST	9/20/2022	P4
C	THEFT OF MOTOR VEHICLE	6900 N WISCOMB ST	9/21/2022	P4
C	THEFT OF MOTOR VEHICLE	N ADDISON ST / E FRANCIS AVE	9/24/2022	P4
C	VEHICULAR ASSAULT	N NEVADA ST / E BISMARK AVE	9/23/2022	P4

SPB3WH

C	BURGLARY 2D GARAGE	1600 E NEBRASKA AVE	9/20/2022	P3
C	BURGLARY 2D GARAGE	1600 E NEBRASKA AVE	9/24/2022	P4
C	BURGLARY 2D GARAGE	1600 E NEBRASKA AVE	9/23/2022	P3
C	THEFT OF MOTOR VEHICLE	1700 E JOSEPH AVE	9/19/2022	P4
C	THEFT OF MOTOR VEHICLE	1400 E BISMARK AVE	9/19/2022	P4

POLICE SUMMARY - Ending: Monday, September 26, 2022



NE - Northeast District (P4)

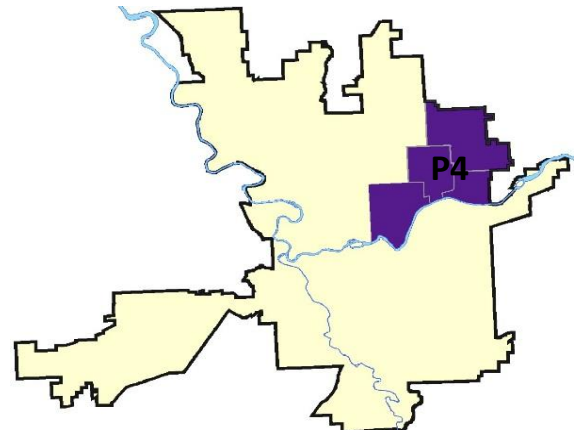
Preliminary IBR Counts

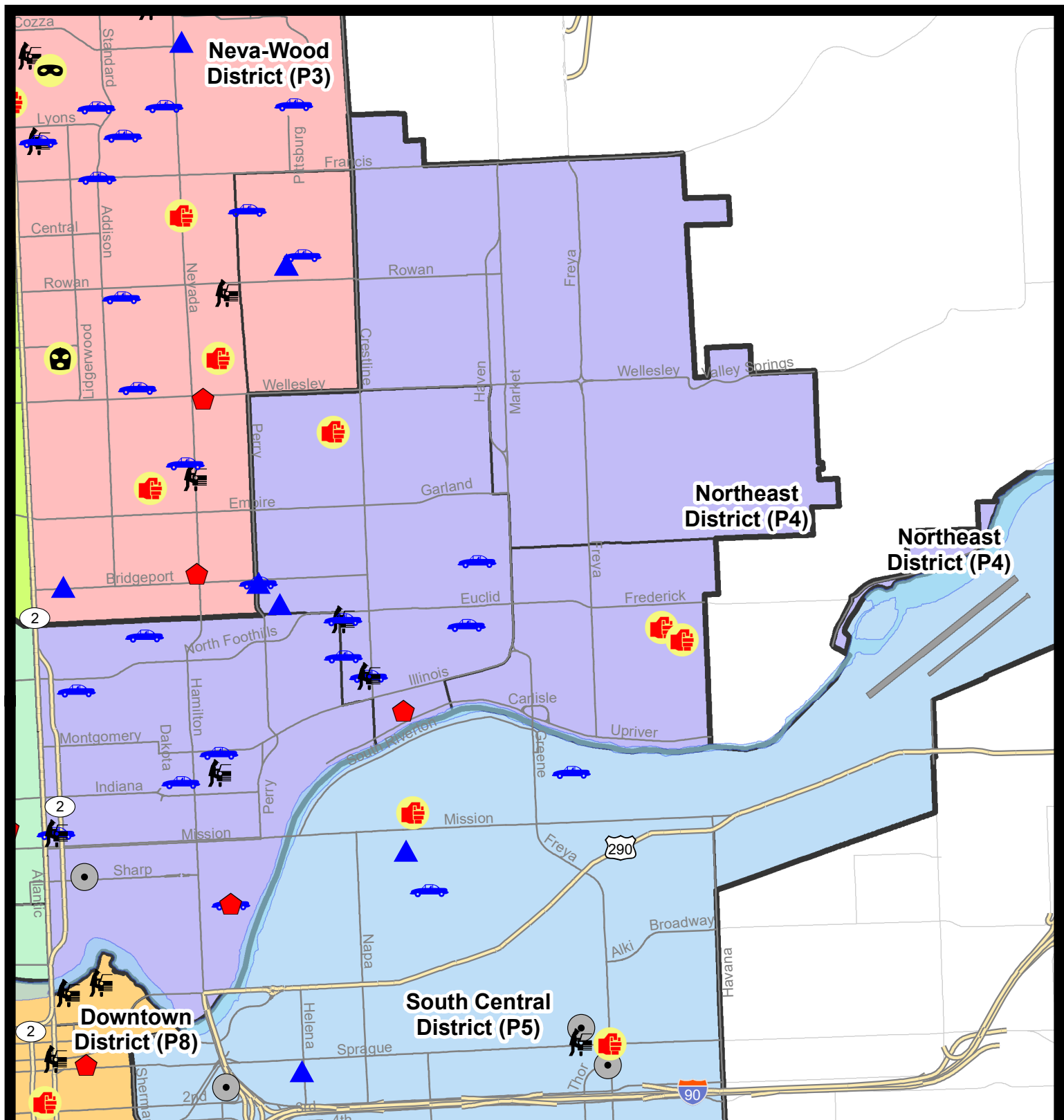
NIBRS Categories (Part 1 Selected)		7 Day Comparison			28 Day Comparison			YTD Comparison		
		Current	Prior	Percent	Current	Prior	Percent	Current	Prior	Percent
Violent	Criminal Homicide	0	0		0	0		0	1	-100.00%
	Rape	0	0		3	2	50.00%	20	26	-23.08%
	Robbery - Commercial	0	0		0	0		9	6	50.00%
	Robbery - Person	0	0		1	3	-66.67%	20	27	-25.93%
	Aggravated Assault - Non DV	2	1	100.00%	7	11	-36.36%	72	54	33.33%
	Aggravated Assault - DV	1	2	-50.00%	4	1	300.00%	42	44	-4.55%
Violent Total:		3	3	0.00%	15	17	-11.76%	163	158	3.16%
Property	Burglary - Residential	2	2	0.00%	10	17	-41.18%	105	94	11.70%
	Burglary Garage	2	0		7	2	250.00%	33	41	-19.51%
	Burglary Commercial	1	2	-50.00%	5	8	-37.50%	89	47	89.36%
	Larceny	13	19	-31.58%	63	72	-12.50%	739	794	-6.93%
	Vehicle Theft	12	5	140.00%	41	23	78.26%	230	146	57.53%
	Arson	0	1	-100.00%	1	3	-66.67%	10	16	-37.50%
Property Total:		30	29	3.45%	127	125	1.60%	1206	1138	5.98%
Preliminary Part 1 Crime Totals:		33	32	3.13%	142	142	0.00%	1369	1296	5.63%
Current 7 Day Period:		9/20/2022 - 9/26/2022			Prior 7 Day Period:		9/13/2022 - 9/19/2022			
Current 28 Day Period:		8/30/2022 - 9/26/2022			Prior 28 Day Period:		8/2/2022 - 8/29/2022			
Current YTD Day Period:		1/1/2022 - 9/26/2022			Prior YTD Period:		1/1/2021 - 9/26/2021			

Prepared by SPD Crime Analysis Office - Monday, September 26, 2022

NOTE: SPD moved from UCR to the NIBRS reporting standard on 10/4/16 following the transition to a new RMS System. [Numbers on CompStat reports prior to this date should not be used as a comparison to those on this report.](#) Additional info on these reporting standards can be found on the FBI website: <https://ucr.fbi.gov/nibrs-overview>

This chart represents Preliminary counts of selected crime categories from Police Case Reports. Full statistical analysis to determine the confidence level of this data has not been performed. The % change columns on the preliminary counts differ from the percentage change on the NIBRS crime report, sometimes significantly. The CompStat report is designed for operational use and includes only selected NIBRS categories and coding less complex than full NIBRS rules. Official statistics for these and other NIBRS categories can be found on WASPC & FBI websites once available.





City of Spokane
Northeast District (P4)
Selected Crime Codes
2022-09-18 to 2022-09-24
 Prepared By:
 Crime Analysis Unit
 Spokane Police Department

Legend

NIBRS Events



Criminal Homicide



Rape



Robbery Commercial



Robbery Person



Aggravated Assault



Burglary Residential



Burglary Garage



Burglary Commercial



Vehicle Prowling



Vehicle Theft



Arson



Cases Represent LERMS Crime Codes
 Points may indicate multiple events
 Note: Veh Prowl is only Larceny displayed

For Additional Information on
 Incidents pertaining to an
 Area, Trend, or Pattern
 Contact Information Analysis

0 0.2 0.4 0.8 Miles



THIS IS NOT A LEGAL DOCUMENT:
 The information shown on this map is compiled
 from various sources and is subject to constant
 revision. Information shown on this map should
 not be used to determine the location of facilities
 in relationship to property lines, section lines,
 streets, etc.

Sunday - Saturday

NE - Northeast District (P4)

9/18/2022 TO 9/24/2022



<u>A/C</u>	<u>Offense Statute</u>	<u>Address</u>	<u>Reported Date</u>	<u>Dist</u>
<u>SPB4BE</u>				
C	ASSAULT 1D	E LONGFELLOW AVE / N NAPA ST	9/19/2022	P4
C	BURGLARY 2D GARAGE	1400 E BRIDGEPORT AVE	9/20/2022	P4
C	BURGLARY 2D GARAGE	1500 E DALTON AVE	9/18/2022	P4
C	RESIDENTIAL BURGLARY	2200 E NORTH CRESCENT AVE	9/21/2022	P4
C	THEFT 3D FROM MOTOR VEHICLE	2600 N CRESTLINE ST	9/20/2022	P4
C	THEFT OF A FIREARM FROM MOTOR VEHICLE	3000 N NAPA ST	9/21/2022	P3
C	THEFT OF MOTOR VEHICLE	3500 N REGAL ST	9/18/2022	P1
C	THEFT OF MOTOR VEHICLE	2700 N NAPA ST	9/18/2022	P4
C	THEFT OF MOTOR VEHICLE	1400 E BRIDGEPORT AVE	9/20/2022	P4
C	THEFT OF MOTOR VEHICLE	3000 N NAPA ST	9/21/2022	P3
A	THEFT OF MOTOR VEHICLE	2600 N CRESTLINE ST	9/20/2022	P4
C	THEFT OF MOTOR VEHICLE	2900 N NELSON ST	9/24/2022	P3
<u>SPB4HI</u>				
C	THEFT 3D VEHICLE PARTS AND ACCESSORIES	6100 N SMITH ST	9/19/2022	P4
C	THEFT 3D VEHICLE PARTS AND ACCESSORIES	2600 E JOSEPH AVE	9/20/2022	P4
<u>SPB4LO</u>				
C	BURGLARY 2D COMMERCIAL	200 E SHARP AVE	9/20/2022	P2
C	RESIDENTIAL BURGLARY	1000 E DESMET AVE	9/18/2022	P2
C	TAKING MOTOR VEHICLE WITHOUT PERMISSION 1D	2900 N STANDARD ST	9/19/2022	P4
C	THEFT 2D FROM BUILDING	500 E BOONE AVE	9/18/2022	P4
C	THEFT 2D FROM BUILDING	1100 E MONTGOMERY AVE	9/20/2022	P4
C	THEFT 2D FROM MOTOR VEHICLE	0 E AUGUSTA AVE	9/23/2022	P4
C	THEFT 3D ALL OTHER	1100 N DAKOTA ST	9/21/2022	P4
C	THEFT 3D ALL OTHER	500 E BOONE AVE	9/21/2022	P4
C	THEFT 3D ALL OTHER	200 E SHARP AVE	9/22/2022	P4
C	THEFT 3D FROM BUILDING	1000 E DESMET AVE	9/18/2022	P2
C	THEFT 3D FROM MOTOR VEHICLE	2000 N COLUMBUS ST	9/21/2022	P4
C	THEFT OF MOTOR VEHICLE	1000 E DESMET AVE	9/18/2022	P2
C	THEFT OF MOTOR VEHICLE	200 E NORTH FOOTHILLS DR	9/19/2022	P4
C	THEFT OF MOTOR VEHICLE	1000 E ILLINOIS AVE	9/22/2022	P4
C	THEFT OF MOTOR VEHICLE	0 E AUGUSTA AVE	9/23/2022	P4
C	THEFT OF MOTOR VEHICLE	800 E BALDWIN AVE	9/24/2022	P4
<u>SPB4MI</u>				
C	ASSAULT 2D	4000 E CLEVELAND AVE	9/19/2022	P4
C	ASSAULT 2D	4100 E GRACE AVE	9/23/2022	P4
C	THEFT OF A FIREARM FROM BUILDING	3700 E FAIRVIEW AVE	9/19/2022	P4

SPOKANE POLICE DEPARTMENT



SOUTH **Police Service Area**

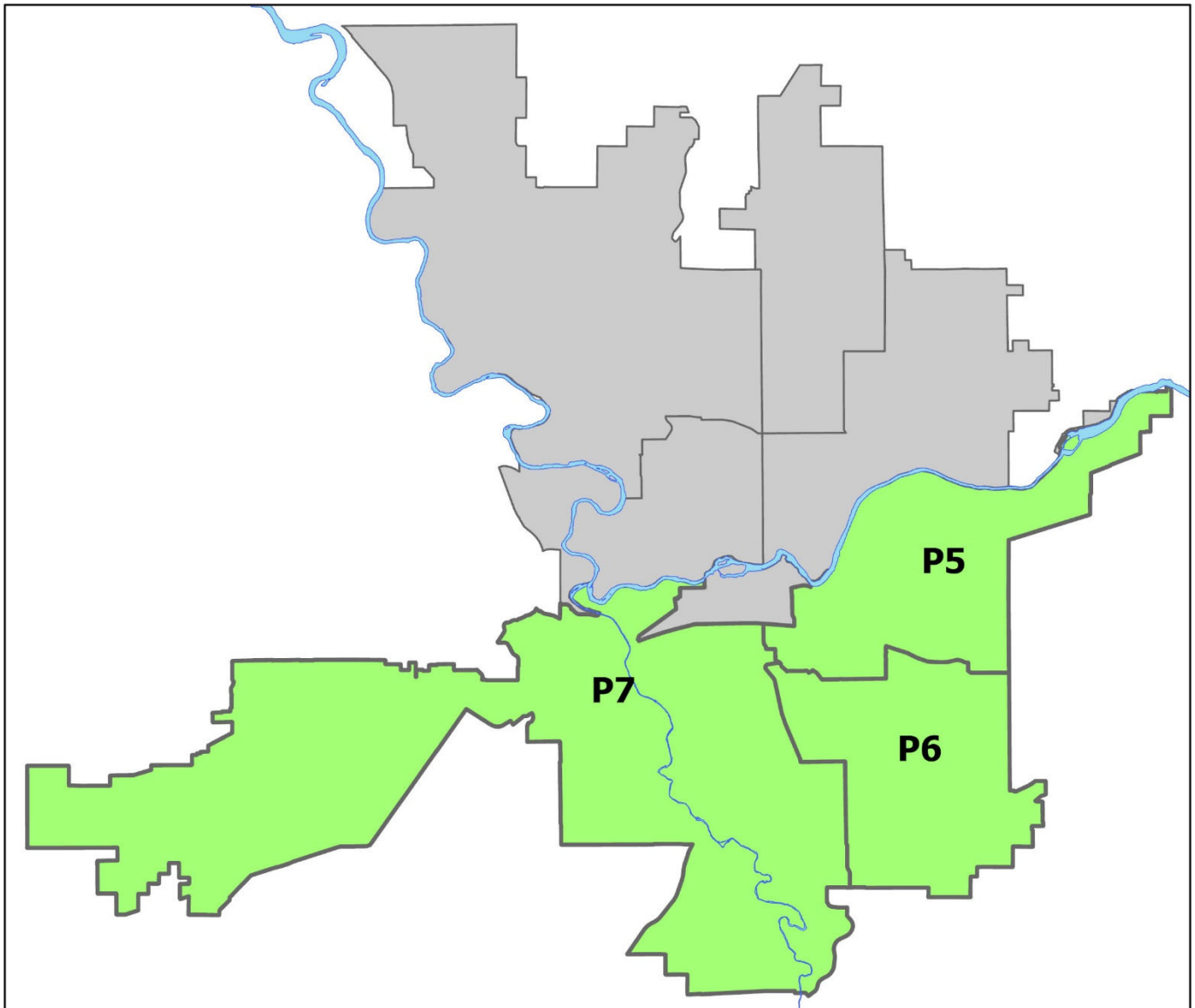
PSA Commander

Captain Matt Cowles

South Central District (P5)

Southeast District (P6)

Southwest District (P7)



POLICE SUMMARY - Ending: Monday, September 26, 2022

SOUTH PRECINCT (P5, P6, and P7)



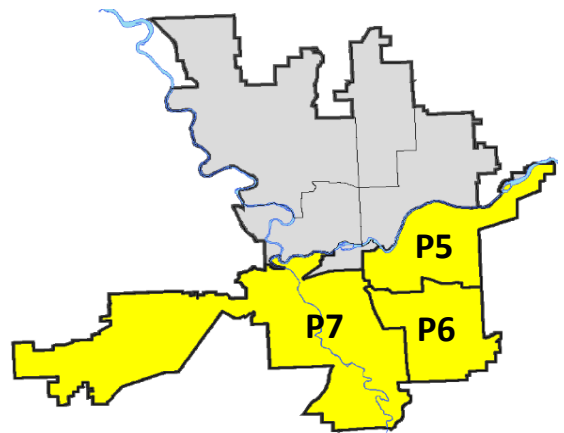
Preliminary IBR Counts

NIBRS Categories (Part 1 Selected)		7 Day Comparison			28 Day Comparison			YTD Comparison		
		Current	Prior	Percent	Current	Prior	Percent	Current	Prior	Percent
Violent	Criminal Homicide	0	0		0	0		1	2	-50.00%
	Rape	0	1	-100.00%	2	4	-50.00%	47	58	-18.97%
	Robbery - Commercial	0	0		0	0		11	7	57.14%
	Robbery - Person	1	1	0.00%	6	1	500.00%	35	29	20.69%
	Aggravated Assault - Non DV	3	1	200.00%	9	16	-43.75%	100	102	-1.96%
	Aggravated Assault - DV	3	3	0.00%	9	9	0.00%	80	90	-11.11%
Violent Total:		7	6	16.67%	26	30	-13.33%	274	288	-4.86%
Property	Burglary - Residential	5	0		10	22	-54.55%	178	165	7.88%
	Burglary Garage	5	3	66.67%	18	11	63.64%	115	104	10.58%
	Burglary Commercial	3	0		13	17	-23.53%	155	89	74.16%
	Larceny	29	29	0.00%	149	233	-36.05%	2089	1702	22.74%
	Vehicle Theft	10	11	-9.09%	39	50	-22.00%	400	250	60.00%
	Arson	0	1	-100.00%	3	1	200.00%	13	23	-43.48%
Property Total:		52	44	18.18%	232	334	-30.54%	2950	2333	26.45%
Preliminary Part 1 Crime Totals:		59	50	18.00%	258	364	-29.12%	3224	2621	23.01%
Current 7 Day Period:		9/20/2022 - 9/26/2022			Prior 7 Day Period:		9/13/2022 - 9/19/2022			
Current 28 Day Period:		8/30/2022 - 9/26/2022			Prior 28 Day Period:		8/2/2022 - 8/29/2022			
Current YTD Day Period:		1/1/2022 - 9/26/2022			Prior YTD Period:		1/1/2021 - 9/26/2021			

Prepared by SPD Crime Analysis Office - Monday, September 26, 2022

NOTE: SPD moved from UCR to the NIBRS reporting standard on 10/4/16 following the transition to a new RMS System. [Numbers on CompStat reports prior to this date should not be used as a comparison to those on this report.](#) Additional info on these reporting standards can be found on the FBI website: <https://ucr.fbi.gov/nibrs-overview>

This chart represents Preliminary counts of selected crime categories from Police Case Reports. Full statistical analysis to determine the confidence level of this data has not been performed. The % change columns on the preliminary counts differ from the percentage change on the NIBRS crime report, sometimes significantly. The CompStat report is designed for operational use and includes only selected NIBRS categories and coding less complex than full NIBRS rules. Official statistics for these and other NIBRS categories can be found on WASPC & FBI websites once available.



POLICE SUMMARY - Ending: Monday, September 26, 2022



SE - South Central District (P5)

Preliminary IBR Counts

NIBRS Categories (Part 1 Selected)		7 Day Comparison			28 Day Comparison			YTD Comparison		
		Current	Prior	Percent	Current	Prior	Percent	Current	Prior	Percent
Violent	Criminal Homicide	0	0		0	0		0	0	
	Rape	0	0		1	3	-66.67%	18	26	-30.77%
	Robbery - Commercial	0	0		0	0		3	3	0.00%
	Robbery - Person	0	0		1	1	0.00%	12	16	-25.00%
	Aggravated Assault - Non DV	1	0		3	9	-66.67%	47	53	-11.32%
	Aggravated Assault - DV	1	3	-66.67%	5	4	25.00%	39	40	-2.50%
Violent Total:		2	3	-33.33%	10	17	-41.18%	119	138	-13.77%
Property	Burglary - Residential	0	0		3	7	-57.14%	59	49	20.41%
	Burglary Garage	2	1	100.00%	7	2	250.00%	37	24	54.17%
	Burglary Commercial	3	0		11	14	-21.43%	97	40	142.50%
	Larceny	14	13	7.69%	57	90	-36.67%	756	588	28.57%
	Vehicle Theft	2	7	-71.43%	19	13	46.15%	170	101	68.32%
	Arson	0	0		0	1	-100.00%	4	13	-69.23%
Property Total:		21	21	0.00%	97	127	-23.62%	1123	815	37.79%
Preliminary Part 1 Crime Totals:		23	24	-4.17%	107	144	-25.69%	1242	953	30.33%
Current 7 Day Period:		9/20/2022 - 9/26/2022			Prior 7 Day Period:		9/13/2022 - 9/19/2022			
Current 28 Day Period:		8/30/2022 - 9/26/2022			Prior 28 Day Period:		8/2/2022 - 8/29/2022			
Current YTD Day Period:		1/1/2022 - 9/26/2022			Prior YTD Period:		1/1/2021 - 9/26/2021			


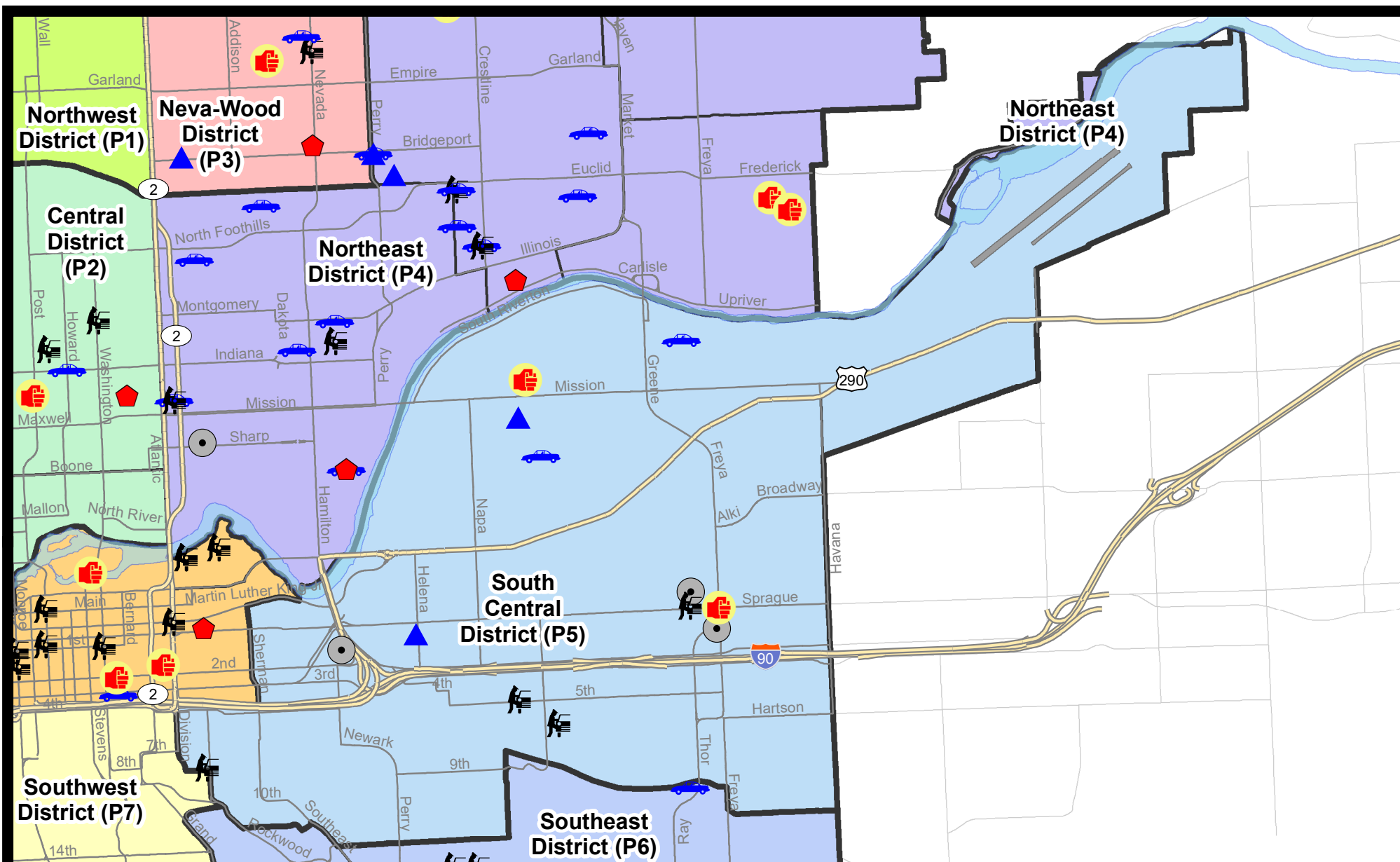
Prepared by SPD Crime Analysis Office - Monday, September 26, 2022

NOTE: SPD moved from UCR to the NIBRS reporting standard on 10/4/16 following the transition to a new RMS System. [Numbers on CompStat reports prior to this date should not be used as a comparison to those on this report.](#) Additional info on these reporting standards can be found on the FBI website: <https://ucr.fbi.gov/nibrs-overview>

This chart represents Preliminary counts of selected crime categories from Police Case Reports. Full statistical analysis to determine the confidence level of this data has not been performed. The % change columns on the preliminary counts differ from the percentage change on the NIBRS crime report, sometimes significantly. The CompStat report is designed for operational use and includes only selected NIBRS categories and coding less complex than full NIBRS rules. Official statistics for these and other NIBRS categories can be found on WASPC & FBI websites once available.



Note: On 2/10/21 a portion of the Police Block SPC5EC became part of the Downtown Precinct (SPD8EC); Consequently activity in P5 will appear lower if compared to printed CompStat reports prior to 2/10/21



City of Spokane
South Central District (P5)
Selected
Crime Types
2022-09-18 to 2022-09-24

Prepared By:
Crime Analysis Unit
Spokane Police Department

Legend

NIBRS Events



Criminal Homicide



Rape



Robbery Commercial



Robbery Person



Aggravated Assault



Burglary Residential



Burglary Garage



Burglary Commercial



Vehicle Prowling



Vehicle Theft



Arson

Cases Represent LERMS Crime Codes

Points may indicate multiple events

Note: Veh Prowl is only Larceny category displayed



For Additional Information on Incidents
 pertaining to an Area, Trend, or Pattern
 Contact Information Analysis

0 0.2 0.4 0.6 0.8 1 Miles



THIS IS NOT A LEGAL DOCUMENT:
 The information shown on this map is compiled
 from various sources and is subject to constant
 revision. Information shown on this map should
 not be used to determine the location of facilities
 in relationship to property lines, section lines,
 streets, etc.

Sunday - Saturday

9/18/2022 TO 9/24/2022

SE - South Central District (P5)



A/C	Offense Statute	Address	Reported Date	Dist
<u>SPC5EC</u>				
C	BURGLARY 2D COMMERCIAL	100 S FREYA ST	9/19/2022	P5
C	BURGLARY 2D COMMERCIAL	100 S ARTHUR ST	9/22/2022	P6
C	BURGLARY 2D COMMERCIAL	3400 E RIVERSIDE AVE	9/24/2022	P4
C	BURGLARY 2D FENCED AREA	1100 N HAVANA ST	9/20/2022	P6
C	BURGLARY 2D FENCED AREA	2800 E 1ST AVE	9/22/2022	P6
C	BURGLARY 2D GARAGE	1500 E 1ST AVE	9/21/2022	P5
C	HARASSMENT FELONY WEAPON INVOLVED	N FREYA ST / E SPRAGUE AVE	9/20/2022	P6
C	THEFT 1D FROM MOTOR VEHICLE	0 E 8TH AVE	9/23/2022	P5
C	THEFT 2D FROM BUILDING	100 S ARTHUR ST	9/22/2022	P6
C	THEFT 2D FROM BUILDING	3400 E RIVERSIDE AVE	9/24/2022	P4
C	THEFT 2D FROM MOTOR VEHICLE	2200 E 5TH AVE	9/20/2022	P5
C	THEFT 3D CITY FROM MOTOR VEHICLE	2400 E HARTSON AVE	9/19/2022	P6
C	THEFT 3D FROM BUILDING	3400 E RIVERSIDE AVE	9/24/2022	P4
C	THEFT 3D FROM MOTOR VEHICLE	3400 E SPRAGUE AVE	9/21/2022	P5
C	THEFT 3D SHOPLIFTING	400 S THOR ST	9/23/2022	P6
C	THEFT 3D VEHICLE PARTS AND ACCESSORIES	4200 E SPRAGUE AVE	9/20/2022	P5
C	THEFT 3D VEHICLE PARTS AND ACCESSORIES	1200 E 13TH AVE	9/22/2022	P5
C	THEFT 3D VEHICLE PARTS AND ACCESSORIES	700 E 10TH AVE	9/23/2022	P6
<u>SPC5GP</u>				
C	ASSAULT 2D	1600 N ALTAMONT ST	9/22/2022	P5
A	BURGLARY 2D FENCED AREA	3000 E SOUTH RIVERTON AVE	9/20/2022	P6
C	BURGLARY 2D GARAGE	2300 E SINTO AVE	9/23/2022	P5
C	TAKING MOTOR VEHICLE WITHOUT PERMISSION 2D	2400 E DESMET AVE	9/24/2022	P6
C	THEFT OF MOTOR VEHICLE	1800 N GREENE ST	9/20/2022	P1

POLICE SUMMARY - Ending: Monday, September 26, 2022



SE - Southeast District (P6)

Preliminary IBR Counts

NIBRS Categories (Part 1 Selected)		7 Day Comparison			28 Day Comparison			YTD Comparison		
		Current	Prior	Percent	Current	Prior	Percent	Current	Prior	Percent
Violent	Criminal Homicide	0	0		0	0		0	0	
	Rape	0	0		0	0		6	6	0.00%
	Robbery - Commercial	0	0		0	0		2	1	100.00%
	Robbery - Person	1	1	0.00%	2	0		6	3	100.00%
	Aggravated Assault - Non DV	0	0		0	3	-100.00%	11	12	-8.33%
	Aggravated Assault - DV	2	0		3	1	200.00%	17	14	21.43%
Violent Total:		3	1	200.00%	5	4	25.00%	42	36	16.67%
Property	Burglary - Residential	1	0		3	7	-57.14%	58	44	31.82%
	Burglary Garage	1	0		5	3	66.67%	29	32	-9.38%
	Burglary Commercial	0	0		1	1	0.00%	18	12	50.00%
	Larceny	4	4	0.00%	35	49	-28.57%	420	370	13.51%
	Vehicle Theft	3	1	200.00%	7	10	-30.00%	75	45	66.67%
	Arson	0	0		1	0		2	4	-50.00%
Property Total:		9	5	80.00%	52	70	-25.71%	602	507	18.74%
Preliminary Part 1 Crime Totals:		12	6	100.00%	57	74	-22.97%	644	543	18.60%
Current 7 Day Period:		9/20/2022 - 9/26/2022			Prior 7 Day Period:		9/13/2022 - 9/19/2022			
Current 28 Day Period:		8/30/2022 - 9/26/2022			Prior 28 Day Period:		8/2/2022 - 8/29/2022			
Current YTD Day Period:		1/1/2022 - 9/26/2022			Prior YTD Period:		1/1/2021 - 9/26/2021			

Prepared by SPD Crime Analysis Office - Monday, September 26, 2022

NOTE: SPD moved from UCR to the NIBRS reporting standard on 10/4/16 following the transition to a new RMS System. [Numbers on CompStat reports prior to this date should not be used as a comparison to those on this report.](#) Additional info on these reporting standards can be found on the FBI website: <https://ucr.fbi.gov/nibrs-overview>

This chart represents Preliminary counts of selected crime categories from Police Case Reports. Full statistical analysis to determine the confidence level of this data has not been performed. The % change columns on the preliminary counts differ from the percentage change on the NIBRS crime report, sometimes significantly. The CompStat report is designed for operational use and includes only selected NIBRS categories and coding less complex than full NIBRS rules. Official statistics for these and other NIBRS categories can be found on WASPC & FBI websites once available.



Sunday - Saturday

SE - Southeast District (P6)

9/18/2022 TO 9/24/2022



<u>A/C</u>	<u>Offense Statute</u>	<u>Address</u>	<u>Reported Date</u>	<u>Dist</u>
C	THEFT 3D FROM MOTOR VEHICLE	E 24TH AVE / S NAPA ST	9/21/2022	P6
<u>SPC6LH</u>				
C	ASSAULT 2D	2700 E 37TH AVE	9/19/2022	P6
C	BURGLARY 2D GARAGE	1400 E 18TH AVE	9/20/2022	P6
C	ROBBERY 1D PERSON	3900 E 34TH AVE	9/18/2022	P6
C	THEFT 3D FROM MOTOR VEHICLE	3300 E 24TH AVE	9/21/2022	P6
C	THEFT 3D FROM MOTOR VEHICLE	1900 E 16TH AVE	9/22/2022	P6
C	THEFT 3D FROM MOTOR VEHICLE	1700 E 16TH AVE	9/21/2022	P6
C	THEFT OF MOTOR VEHICLE	3300 E 11TH AVE	9/18/2022	P6
C	THEFT OF MOTOR VEHICLE	1500 E 36TH AVE	9/24/2022	P6
<u>SPC6RW</u>				
C	THEFT OF MOTOR VEHICLE	E SOUTHEAST BLVD / S MADEIRA ST	9/18/2022	P6
<u>SPC6SG</u>				
C	ASSAULT 2D	5000 S PALOUSE HWY	9/21/2022	P6
C	RESIDENTIAL BURGLARY	3200 E 44TH AVE	9/24/2022	P5

POLICE SUMMARY - Ending: Monday, September 26, 2022



SW - Southwest District (P7)

Preliminary IBR Counts

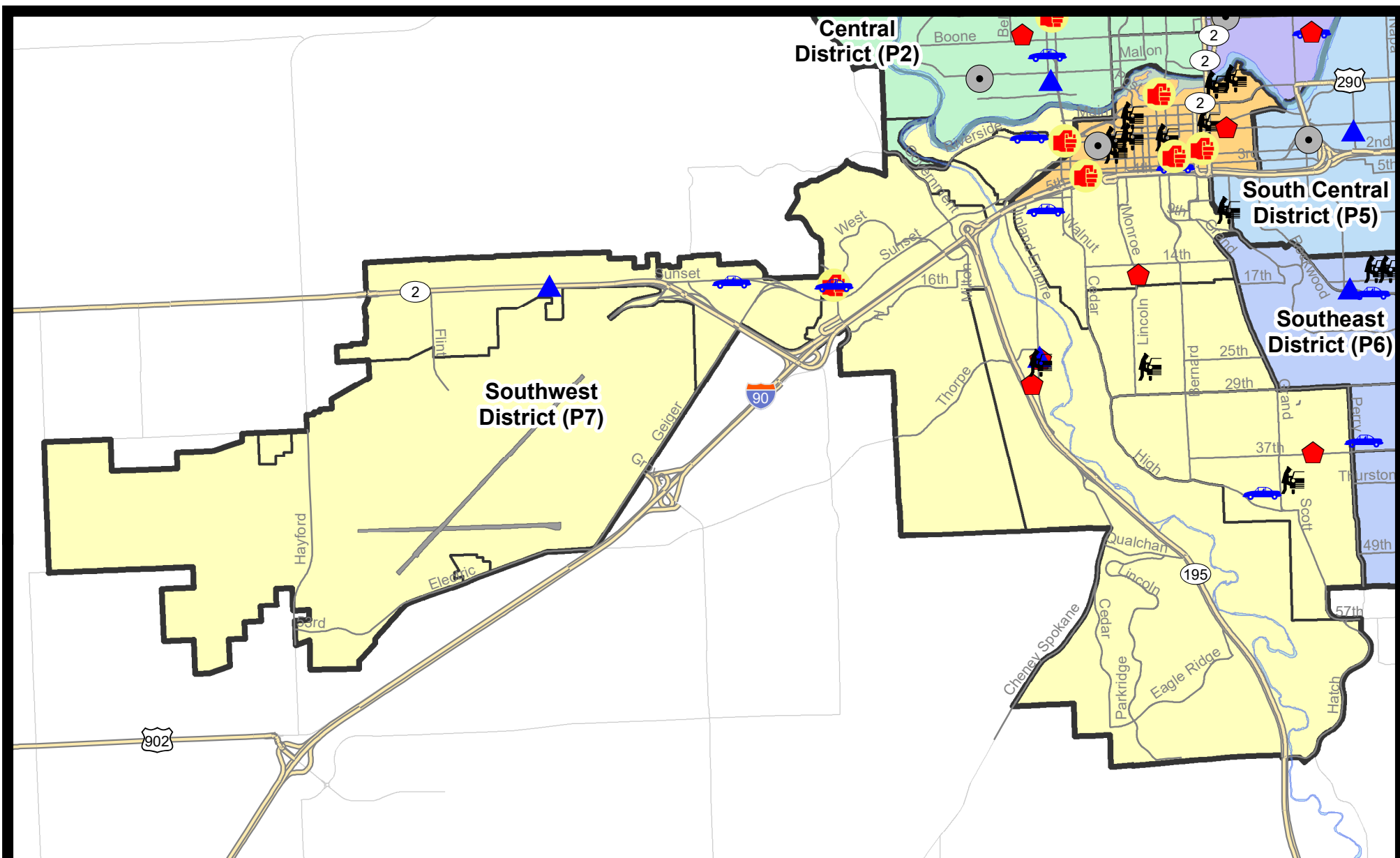
NIBRS Categories (Part 1 Selected)		7 Day Comparison			28 Day Comparison			YTD Comparison		
		Current	Prior	Percent	Current	Prior	Percent	Current	Prior	Percent
Violent	Criminal Homicide	0	0		0	0		1	2	-50.00%
	Rape	0	1	-100.00%	1	1	0.00%	23	26	-11.54%
	Robbery - Commercial	0	0		0	0		6	3	100.00%
	Robbery - Person	0	0		3	0		17	10	70.00%
	Aggravated Assault - Non DV	2	1	100.00%	6	4	50.00%	42	37	13.51%
	Aggravated Assault - DV	0	0		1	4	-75.00%	24	36	-33.33%
Violent Total:		2	2	0.00%	11	9	22.22%	113	114	-0.88%
Property	Burglary - Residential	4	0		4	8	-50.00%	61	72	-15.28%
	Burglary Garage	2	2	0.00%	6	6	0.00%	49	48	2.08%
	Burglary Commercial	0	0		1	2	-50.00%	40	37	8.11%
	Larceny	11	12	-8.33%	57	94	-39.36%	913	744	22.72%
	Vehicle Theft	5	3	66.67%	13	27	-51.85%	155	104	49.04%
	Arson	0	1	-100.00%	2	0		7	6	16.67%
Property Total:		22	18	22.22%	83	137	-39.42%	1225	1011	21.17%
Preliminary Part 1 Crime Totals:		24	20	20.00%	94	146	-35.62%	1338	1125	18.93%
Current 7 Day Period:		9/20/2022 - 9/26/2022			Prior 7 Day Period:		9/13/2022 - 9/19/2022			
Current 28 Day Period:		8/30/2022 - 9/26/2022			Prior 28 Day Period:		8/2/2022 - 8/29/2022			
Current YTD Day Period:		1/1/2022 - 9/26/2022			Prior YTD Period:		1/1/2021 - 9/26/2021			

Prepared by SPD Crime Analysis Office - Monday, September 26, 2022

NOTE: SPD moved from UCR to the NIBRS reporting standard on 10/4/16 following the transition to a new RMS System. [Numbers on CompStat reports prior to this date should not be used as a comparison to those on this report.](#) Additional info on these reporting standards can be found on the FBI website: <https://ucr.fbi.gov/nibrs-overview>

This chart represents Preliminary counts of selected crime categories from Police Case Reports. Full statistical analysis to determine the confidence level of this data has not been performed. The % change columns on the preliminary counts differ from the percentage change on the NIBRS crime report, sometimes significantly. The CompStat report is designed for operational use and includes only selected NIBRS categories and coding less complex than full NIBRS rules. Official statistics for these and other NIBRS categories can be found on WASPC & FBI websites once available.

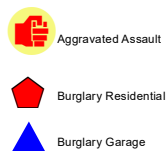





City of Spokane
Southwest District (P7)
Selected
Crime Types
2022-09-18 to 2022-09-24
 Prepared By:
 Crime Analysis Unit
 Spokane Police Department

Legend

NIBRS Events



Cases Represent LERMS Crime Codes
 Points may indicate multiple events
 Note: Veh Prowl is only Larceny category displayed



For Additional Information on Incidents
 pertaining to an Area, Trend, or Pattern
 Contact Information Analysis

0 0.2 0.4 0.6 0.8 1 1.2 1.4 1.6 Miles



THIS IS NOT A LEGAL DOCUMENT:
 The information shown on this map is compiled
 from various sources and is subject to constant
 revision. Information shown on this map should
 not be used to determine the location of facilities
 in relationship to property lines, section lines,
 streets, etc.



Sunday - Saturday

SE - Southwest District (P7)

9/18/2022 TO 9/24/2022



<u>A/C</u>	<u>Offense Statute</u>	<u>Address</u>	<u>Reported Date</u>	<u>Dist</u>
<u>SPD7BA</u>				
C	ASSAULT 2D	1500 W RIVERSIDE AVE	9/19/2022	P8
C	THEFT OF MOTOR VEHICLE	1900 W RIVERSIDE AVE	9/19/2022	P8
<u>SPD7CH</u>				
C	RESIDENTIAL BURGLARY	800 W 15TH AVE	9/20/2022	P7
C	THEFT 2D FROM BUILDING	100 W 8TH AVE	9/20/2022	P7
C	THEFT 3D VEHICLE PARTS AND ACCESSORIES	800 S OAK ST	9/20/2022	P7
C	THEFT OF MOTOR VEHICLE	1700 W 7TH AVE	9/23/2022	P7
<u>SPD7CS</u>				
C	RESIDENTIAL BURGLARY	900 E 37TH AVE	9/22/2022	P5
C	THEFT 2D FROM MOTOR VEHICLE	700 E 40TH AVE	9/21/2022	P7
C	THEFT OF MOTOR VEHICLE	4100 S LATAWAH ST	9/23/2022	P5
<u>SPD7LC</u>				
C	BURGLARY 2D GARAGE	2300 S INLAND EMPIRE WAY	9/22/2022	P7
C	RESIDENTIAL BURGLARY	1900 W 27TH AVE	9/22/2022	P7
C	RESIDENTIAL BURGLARY	2400 S INLAND EMPIRE WAY	9/22/2022	P7
C	THEFT 3D ALL OTHER	2400 S INLAND EMPIRE WAY	9/22/2022	P7
C	THEFT 3D CITY ALL OTHER	2100 S INLAND EMPIRE WAY	9/22/2022	P7
C	THEFT 3D FROM BUILDING	2300 S INLAND EMPIRE WAY	9/22/2022	P7
A	THEFT 3D FROM MOTOR VEHICLE	2400 S INLAND EMPIRE WAY	9/23/2022	P7
<u>SPD7MC</u>				
C	THEFT 3D ALL OTHER	1000 W 23RD AVE	9/18/2022	P7
A	THEFT 3D FROM MOTOR VEHICLE	2500 S WALL ST	9/23/2022	P7
<u>SPD7WH</u>				
C	ASSAULT 2D	1500 S RUSTLE ST	9/23/2022	P1
C	THEFT 3D CITY FROM MOTOR VEHICLE	1500 S RUSTLE ST	9/23/2022	P1
C	THEFT OF MOTOR VEHICLE	1500 S RUSTLE ST	9/23/2022	P1
<u>SPD7WP</u>				
C	BURGLARY 2D GARAGE	7700 W US 2 HWY	9/20/2022	P7
C	THEFT 3D ALL OTHER	5400 W SUNSET HWY	9/18/2022	P7
C	THEFT OF MOTOR VEHICLE	5400 W SUNSET HWY	9/18/2022	P7

SPOKANE POLICE DEPARTMENT

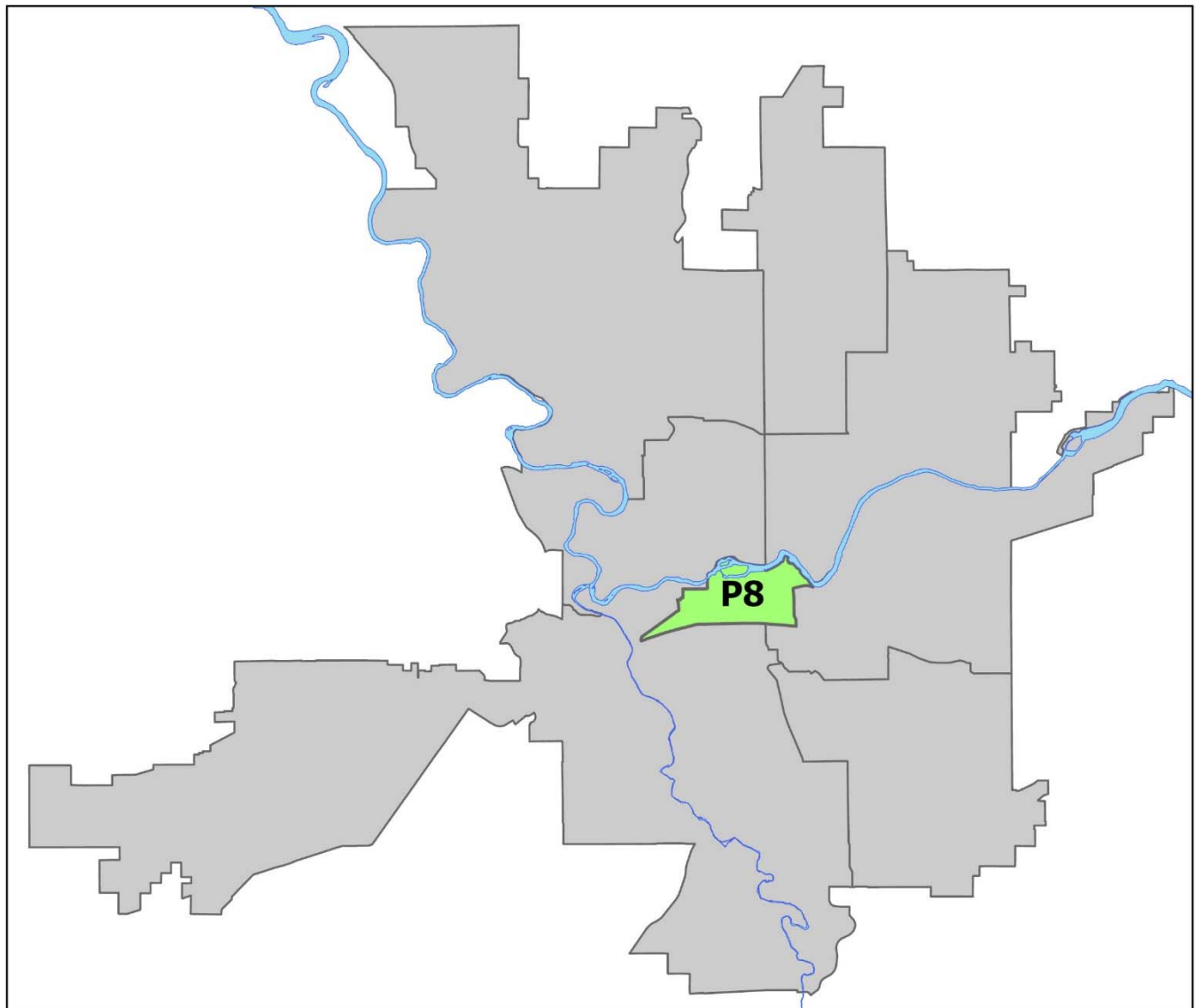
DOWNTOWN

Police Service Area



PSA Commander

Captain David Singley



POLICE SUMMARY - Ending: Monday, September 26, 2022

DOWNTOWN PRECINCT (P8)



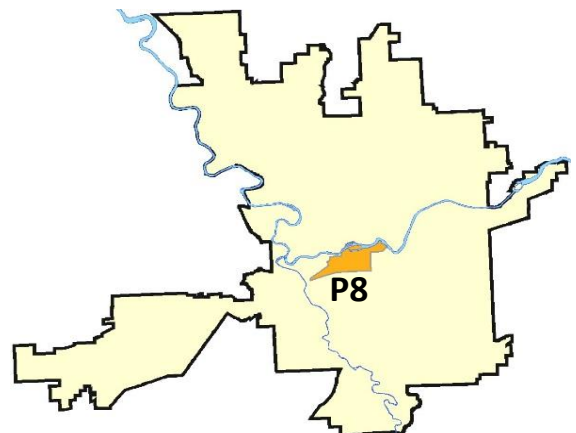
Preliminary IBR Counts

NIBRS Categories (Part 1 Selected)		7 Day Comparison			28 Day Comparison			YTD Comparison		
		Current	Prior	Percent	Current	Prior	Percent	Current	Prior	Percent
Violent	Criminal Homicide	0	1	-100.00%	1	0		4	2	100.00%
	Rape	1	1	0.00%	2	2	0.00%	26	20	30.00%
	Robbery - Commercial	0	0		0	1	-100.00%	9	9	0.00%
	Robbery - Person	0	0		2	5	-60.00%	39	35	11.43%
	Aggravated Assault - Non DV	4	2	100.00%	7	13	-46.15%	81	89	-8.99%
	Aggravated Assault - DV	0	2	-100.00%	3	2	50.00%	16	15	6.67%
Violent Total:		5	6	-16.67%	15	23	-34.78%	175	170	2.94%
Property	Burglary - Residential	1	0		2	6	-66.67%	29	29	0.00%
	Burglary Garage	0	0		0	0		6	6	0.00%
	Burglary Commercial	1	1	0.00%	5	6	-16.67%	68	83	-18.07%
	Larceny	13	13	0.00%	69	88	-21.59%	1092	661	65.20%
	Vehicle Theft	1	2	-50.00%	7	14	-50.00%	104	53	96.23%
	Arson	0	0		0	0		5	11	-54.55%
Property Total:		16	16	0.00%	83	114	-27.19%	1304	843	54.69%
Preliminary Part 1 Crime Totals:		21	22	-4.55%	98	137	-28.47%	1479	1013	46.00%
Current 7 Day Period:		9/20/2022 - 9/26/2022			Prior 7 Day Period:		9/13/2022 - 9/19/2022			
Current 28 Day Period:		8/30/2022 - 9/26/2022			Prior 28 Day Period:		8/2/2022 - 8/29/2022			
Current YTD Day Period:		1/1/2022 - 9/26/2022			Prior YTD Period:		1/1/2021 - 9/26/2021			


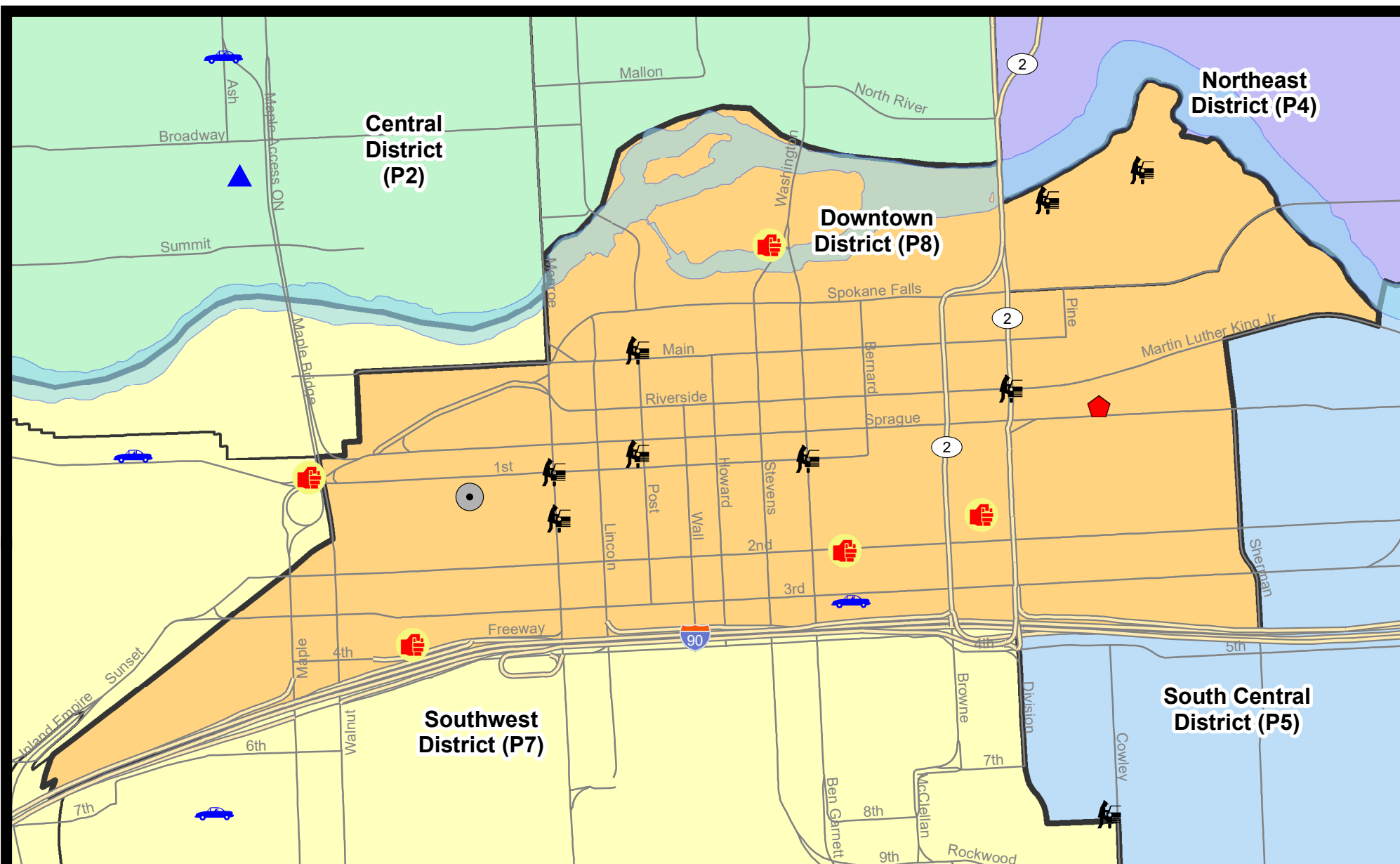
Prepared by SPD Crime Analysis Office - Monday, September 26, 2022

NOTE: SPD moved from UCR to the NIBRS reporting standard on 10/4/16 following the transition to a new RMS System. [Numbers on CompStat reports prior to this date should not be used as a comparison to those on this report.](#) Additional info on these reporting standards can be found on the FBI website: <https://ucr.fbi.gov/nibrs-overview>

This chart represents Preliminary counts of selected crime categories from Police Case Reports. Full statistical analysis to determine the confidence level of this data has not been performed. The % change columns on the preliminary counts differ from the percentage change on the NIBRS crime report, sometimes significantly. The CompStat report is designed for operational use and includes only selected NIBRS categories and coding less complex than full NIBRS rules. Official statistics for these and other NIBRS categories can be found on WASPC & FBI websites once available.



Note: On 2/10/21 a portion of the Police Block SPC5EC became part of the Downtown Precinct (SPD8EC); Consequently activity in P8 will appear higher if compared to printed CompStat reports prior to 2/10/21



City of Spokane
Downtown District (P8)
Selected
Crime Types
2022-09-18 to 2022-09-24
 Prepared By:
 Crime Analysis Unit
 Spokane Police Department

Legend

NIBRS Events



Criminal Homicide



Rape



Robbery Commercial



Robbery Person



Aggravated Assault



Burglary Residential



Burglary Garage



Burglary Commercial



Vehicle Prowling



Vehicle Theft



Arson



For Additional Information on Incidents
 pertaining to an Area, Trend, or Pattern
 Contact Information Analysis

0 0.2 Miles



THIS IS NOT A LEGAL DOCUMENT:
 The information shown on this map is compiled
 from various sources and is subject to constant
 revision. Information shown on this map should
 not be used to determine the location of facilities
 in relationship to property lines, section lines,
 streets, etc.



Sunday - Saturday

SW - Downtown District (P8)

9/18/2022 TO 9/24/2022



<u>A/C</u>	<u>Offense Statute</u>	<u>Address</u>	<u>Reported Date</u>	<u>Dist</u>
C	RAPE 3D		9/23/2022	P8
<u>SPD8EC</u>				
C	RESIDENTIAL BURGLARY	200 E SPRAGUE AVE	9/19/2022	P8
C	THEFT 3D CITY ALL OTHER	400 E SPRAGUE AVE	9/20/2022	P8
C	THEFT 3D FROM MOTOR VEHICLE	N DIVISION ST / E MARTIN LUTHER KING J	9/18/2022	
<u>SPD8RS</u>				
C	ASSAULT 1D	100 S STATE ST	9/18/2022	P5
C	ASSAULT 2D	300 W 2ND AVE	9/23/2022	P8
C	ASSAULT 3D WEAPON OR NEGLIGENT INJURY	500 N HOWARD ST	9/20/2022	P8
C	ASSAULT 3D WEAPON OR NEGLIGENT INJURY	300 S ADAMS ST	9/21/2022	P7
C	BURGLARY 2D COMMERCIAL	100 S JEFFERSON ST	9/23/2022	P8
C	THEFT 2D ALL OTHER	700 W RIVERSIDE AVE	9/23/2022	P8
C	THEFT 2D FROM MOTOR VEHICLE	400 N RIVERPOINT BLVD	9/19/2022	P8
C	THEFT 2D FROM MOTOR VEHICLE	800 W MAIN AVE	9/20/2022	P8
C	THEFT 2D FROM MOTOR VEHICLE	S MONROE ST / W 1ST AVE	9/21/2022	P8
C	THEFT 3D FROM BUILDING	700 W RIVERSIDE AVE	9/18/2022	P8
C	THEFT 3D FROM MOTOR VEHICLE	600 N RIVERPOINT BLVD	9/19/2022	P8
C	THEFT 3D FROM MOTOR VEHICLE	0 S POST ST	9/20/2022	P8
C	THEFT 3D FROM MOTOR VEHICLE	S WASHINGTON ST / W 1ST AVE	9/21/2022	P8
C	THEFT 3D FROM MOTOR VEHICLE	100 S MONROE ST	9/22/2022	P8
C	THEFT 3D SHOPLIFTING	900 W 3RD AVE	9/19/2022	P8
C	THEFT OF A FIREARM FROM MOTOR VEHICLE	400 N RIVERPOINT BLVD	9/19/2022	P8
C	THEFT OF MOTOR VEHICLE	300 W 3RD AVE	9/21/2022	P8

POLICE SUMMARY - Ending: Monday, September 26, 2022



Other Jurisdiction or Unk District

Preliminary IBR Counts

NIBRS Categories (Part 1 Selected)		7 Day Comparison			28 Day Comparison			YTD Comparison		
		Current	Prior	Percent	Current	Prior	Percent	Current	Prior	Percent
Violent	Criminal Homicide	0	0		0	0		0	0	
	Rape	0	0		0	0		3	5	-40.00%
	Robbery - Commercial	0	0		0	0		0	0	
	Robbery - Person	0	0		0	0		0	0	
	Aggravated Assault - Non DV	0	0		0	0		2	1	100.00%
	Aggravated Assault - DV	1	0		1	0		3	0	
Violent Total:		1	0		1	0		8	6	33.33%
Property	Burglary - Residential	1	0		1	0		2	0	
	Burglary Garage	5	3	66.67%	16	1	1500.00%	17	0	
	Burglary Commercial	0	0		0	2	-100.00%	5	0	
	Larceny	66	56	17.86%	235	24	879.17%	299	13	2200.00%
	Vehicle Theft	1	0		1	0		4	7	-42.86%
	Arson	0	0		0	0		0	0	
Property Total:		73	59	23.73%	253	27	837.04%	327	20	1535.00%
Preliminary Part 1 Crime Totals:		74	59	25.42%	254	27	840.74%	335	26	1188.46%
Current 7 Day Period:		9/20/2022 - 9/26/2022			Prior 7 Day Period:		9/13/2022 - 9/19/2022			
Current 28 Day Period:		8/30/2022 - 9/26/2022			Prior 28 Day Period:		8/2/2022 - 8/29/2022			
Current YTD Day Period:		1/1/2022 - 9/26/2022			Prior YTD Period:		1/1/2021 - 9/26/2021			

Prepared by SPD Crime Analysis Office - Monday, September 26, 2022

NOTE: SPD moved from UCR to the NIBRS reporting standard on 10/4/16 following the transition to a new RMS System. [Numbers on CompStat reports prior to this date should not be used as a comparison to those on this report.](#) Additional info on these reporting standards can be found on the FBI website: <https://ucr.fbi.gov/nibrs-overview>

This chart represents Preliminary counts of selected crime categories from Police Case Reports. Full statistical analysis to determine the confidence level of this data has not been performed. The % change columns on the preliminary counts differ from the percentage change on the NIBRS crime report, sometimes significantly. The CompStat report is designed for operational use and includes only selected NIBRS categories and coding less complex than full NIBRS rules. Official statistics for these and other NIBRS categories can be found on WASPC & FBI websites once available.

Sunday - Saturday

9/18/2022 TO 9/24/2022

Other Jurisdiction/Unk District



<u>A/C</u>	<u>Offense Statute</u>	<u>Address</u>	<u>Reported Date</u>	<u>Dist</u>
C	BURGLARY 2D GARAGE		9/20/2022	
C	BURGLARY 2D GARAGE		9/21/2022	
C	BURGLARY 2D GARAGE		9/21/2022	
C	BURGLARY 2D GARAGE		9/22/2022	
C	BURGLARY 2D GARAGE		9/23/2022	
C	THEFT 2D ALL OTHER		9/18/2022	
C	THEFT 2D ALL OTHER		9/19/2022	
C	THEFT 2D ALL OTHER		9/20/2022	
C	THEFT 2D ALL OTHER		9/20/2022	
C	THEFT 2D ALL OTHER		9/21/2022	
C	THEFT 2D ALL OTHER		9/23/2022	
C	THEFT 2D ALL OTHER		9/24/2022	
C	THEFT 2D FROM MOTOR VEHICLE		9/18/2022	
C	THEFT 2D FROM MOTOR VEHICLE		9/19/2022	
C	THEFT 2D FROM MOTOR VEHICLE		9/19/2022	
C	THEFT 2D FROM MOTOR VEHICLE		9/19/2022	
C	THEFT 2D FROM MOTOR VEHICLE		9/20/2022	
C	THEFT 2D FROM MOTOR VEHICLE		9/21/2022	
C	THEFT 2D FROM MOTOR VEHICLE		9/24/2022	
C	THEFT 2D SHOPLIFTING		9/18/2022	
C	THEFT 2D SHOPLIFTING		9/20/2022	
C	THEFT 2D SHOPLIFTING		9/23/2022	
C	THEFT 2D VEHICLE PARTS AND ACCESSORIES		9/18/2022	
C	THEFT 2D VEHICLE PARTS AND ACCESSORIES		9/20/2022	
C	THEFT 3D ALL OTHER		9/20/2022	
C	THEFT 3D ALL OTHER		9/20/2022	
C	THEFT 3D ALL OTHER		9/22/2022	
C	THEFT 3D ALL OTHER		9/22/2022	
C	THEFT 3D ALL OTHER		9/23/2022	
C	THEFT 3D ALL OTHER		9/23/2022	
C	THEFT 3D ALL OTHER		9/23/2022	
C	THEFT 3D FROM BUILDING		9/18/2022	
C	THEFT 3D FROM BUILDING		9/19/2022	
C	THEFT 3D FROM BUILDING		9/20/2022	
C	THEFT 3D FROM BUILDING		9/22/2022	
C	THEFT 3D FROM BUILDING		9/23/2022	
C	THEFT 3D FROM BUILDING		9/23/2022	
C	THEFT 3D FROM BUILDING		9/22/2022	

For protection of victim privacy, the entire address on sexual assault crimes has been redacted.

A/C	Offense Statute	Address	Reported Date	Dist
C	THEFT 3D FROM MOTOR VEHICLE		9/18/2022	
C	THEFT 3D FROM MOTOR VEHICLE		9/18/2022	
C	THEFT 3D FROM MOTOR VEHICLE		9/19/2022	
C	THEFT 3D FROM MOTOR VEHICLE		9/19/2022	
C	THEFT 3D FROM MOTOR VEHICLE		9/19/2022	
C	THEFT 3D FROM MOTOR VEHICLE		9/20/2022	
C	THEFT 3D FROM MOTOR VEHICLE		9/20/2022	
C	THEFT 3D FROM MOTOR VEHICLE		9/21/2022	
C	THEFT 3D FROM MOTOR VEHICLE		9/22/2022	
C	THEFT 3D FROM MOTOR VEHICLE		9/23/2022	
C	THEFT 3D FROM MOTOR VEHICLE		9/24/2022	
C	THEFT 3D SHOPLIFTING		9/18/2022	
C	THEFT 3D SHOPLIFTING		9/18/2022	
C	THEFT 3D SHOPLIFTING		9/19/2022	
C	THEFT 3D SHOPLIFTING		9/19/2022	
C	THEFT 3D SHOPLIFTING		9/19/2022	
C	THEFT 3D SHOPLIFTING		9/19/2022	
C	THEFT 3D SHOPLIFTING		9/19/2022	
C	THEFT 3D SHOPLIFTING		9/19/2022	
C	THEFT 3D SHOPLIFTING		9/19/2022	
C	THEFT 3D SHOPLIFTING		9/19/2022	
C	THEFT 3D SHOPLIFTING		9/19/2022	
C	THEFT 3D SHOPLIFTING		9/21/2022	
C	THEFT 3D SHOPLIFTING		9/22/2022	
C	THEFT 3D SHOPLIFTING		9/22/2022	
C	THEFT 3D SHOPLIFTING		9/23/2022	
C	THEFT 3D SHOPLIFTING		9/23/2022	
C	THEFT 3D SHOPLIFTING		9/24/2022	
C	THEFT 3D VEHICLE PARTS AND ACCESSORIES		9/21/2022	
C	THEFT 3D VEHICLE PARTS AND ACCESSORIES		9/21/2022	
C	THEFT 3D VEHICLE PARTS AND ACCESSORIES		9/22/2022	
C	THEFT 3D VEHICLE PARTS AND ACCESSORIES		9/24/2022	

Cheney

C	THEFT OF MOTOR VEHICLE	0 SPOKANE ST	9/19/2022	P4
---	------------------------	--------------	-----------	----

SV06

C	ASSAULT 2D	200 S SULLIVAN RD	9/24/2022	Oth
C	BURGLARY 1D FROM RESIDENCE	200 S SULLIVAN RD	9/24/2022	Oth