

# SPOKANE POLICE DEPARTMENT

## PRELIMINARY CITYWIDE IBR CRIME REPORT



### Preliminary IBR Counts

CHIEF OF POLICE

Craig Meidl

Period Ending: Saturday, September 17, 2022

NIBRS Categories (Part 1 Selected)		7 Day Comparison			28 Day Comparison			YTD Comparison		
		Current	Prior	Percent	Current	Prior	Percent	Current	Prior	Percent
<b>Violent</b>	Criminal Homicide	1	0		3	0		12	8	50.00%
	Rape	3	5	-40.00%	15	12	25.00%	160	194	-17.53%
	Robbery - Commercial	0	1	-100.00%	2	5	-60.00%	73	45	62.22%
	Robbery - Person	2	8	-75.00%	18	17	5.88%	156	149	4.70%
	Aggravated Assault - Non DV	5	5	0.00%	42	44	-4.55%	383	374	2.41%
	Aggravated Assault - DV	10	8	25.00%	29	25	16.00%	251	262	-4.20%
<b>Violent Total:</b>		21	27	-22.22%	109	103	5.83%	1035	1032	0.29%
<b>Property</b>	Burglary - Residential	5	11	-54.55%	57	73	-21.92%	566	544	4.04%
	Burglary Garage	5	20	-75.00%	46	39	17.95%	293	309	-5.18%
	Burglary Commercial	4	9	-55.56%	38	51	-25.49%	459	332	38.25%
	Larceny	95	165	-42.42%	664	706	-5.95%	7130	5858	21.71%
	Vehicle Theft	17	38	-55.26%	139	191	-27.23%	1271	782	62.53%
	Arson	3	0		6	5	20.00%	50	83	-39.76%
<b>Property Total:</b>		129	243	-46.91%	950	1065	-10.80%	9769	7908	23.53%
<b>Preliminary Part 1 Crime Totals:</b>		150	270	-44.44%	1059	1168	-9.33%	10804	8940	20.85%
<b>Current 7 Day Period:</b>		9/11/2022 - 9/17/2022			<b>Prior 7 Day Period:</b>		9/4/2022 - 9/10/2022			
<b>Current 28 Day Period:</b>		8/21/2022 - 9/17/2022			<b>Prior 28 Day Period:</b>		7/24/2022 - 8/20/2022			
<b>Current YTD Day Period:</b>		1/1/2022 - 9/17/2022			<b>Prior YTD Period:</b>		1/1/2021 - 9/17/2021			

Prepared by SPD Crime Analysis Office - Monday, September 19, 2022

**NOTE:** SPD moved from UCR to the NIBRS reporting standard on 10/4/16 following the transition to a new RMS System. [Numbers on CompStat reports prior to this date should not be used as a comparison to those on this report.](#) Additional info on these reporting standards can be found on the FBI website: <https://ucr.fbi.gov/nibrs-overview>

This chart represents Preliminary counts of selected crime categories from Police Case Reports. Full statistical analysis to determine the confidence level of this data has not been performed. The % change columns on the preliminary counts differ from the percentage change on the NIBRS crime report, sometimes significantly. The CompStat report is designed for operational use and includes only selected NIBRS categories and coding less complex than full NIBRS rules. Official statistics for these and other NIBRS categories can be found on WASPC & FBI websites once available.



# SPOKANE POLICE DEPARTMENT



## **NORTH** **Police Service Area**

### PSA Commander

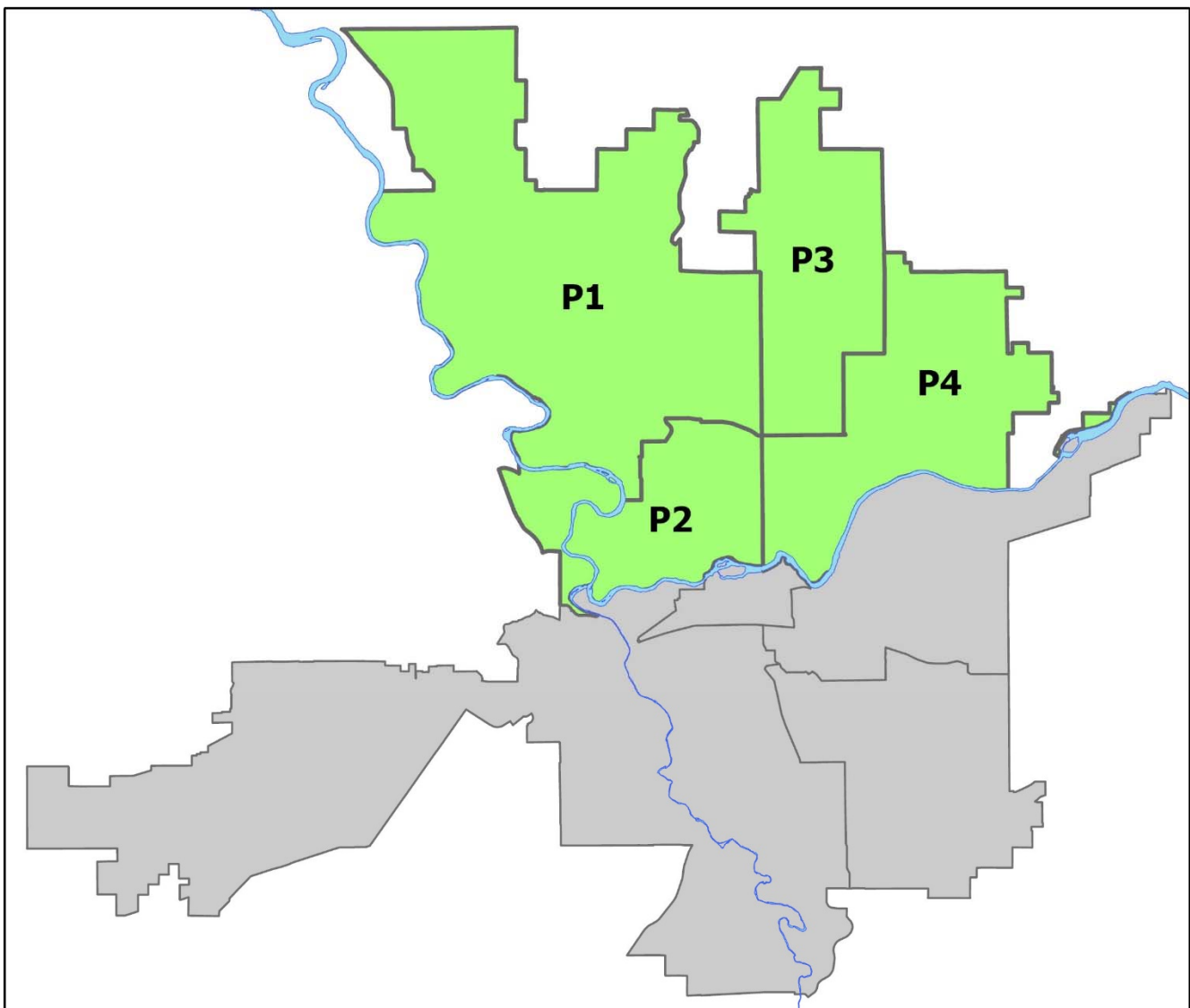
**Captain Mark Griffiths**

**Northwest District (P1)**

**Central District (P2)**

**Neva-Wood District (P3)**

**Northeast District (P4)**



POLICE SUMMARY - Ending: Saturday, September 17, 2022

## ***NORTH PRECINCT (P1, P2, P3, and P4)***



### Preliminary IBR Counts

NIBRS Categories (Part 1 Selected)		7 Day Comparison			28 Day Comparison			YTD Comparison		
		Current	Prior	Percent	Current	Prior	Percent	Current	Prior	Percent
Violent	Criminal Homicide	0	0		2	0		7	4	75.00%
	Rape	1	4	-75.00%	9	5	80.00%	85	112	-24.11%
	Robbery - Commercial	0	1	-100.00%	2	3	-33.33%	53	30	76.67%
	Robbery - Person	1	3	-66.67%	9	10	-10.00%	83	85	-2.35%
	Aggravated Assault - Non DV	2	3	-33.33%	23	21	9.52%	207	186	11.29%
	Aggravated Assault - DV	6	5	20.00%	18	14	28.57%	157	158	-0.63%
Violent Total:		10	16	-37.50%	63	53	18.87%	592	575	2.96%
Property	Burglary - Residential	5	8	-37.50%	42	44	-4.55%	364	354	2.82%
	Burglary Garage	1	9	-88.89%	21	26	-19.23%	167	205	-18.54%
	Burglary Commercial	3	5	-40.00%	22	21	4.76%	235	166	41.57%
	Larceny	30	48	-37.50%	259	385	-32.73%	3796	3571	6.30%
	Vehicle Theft	9	26	-65.38%	91	125	-27.20%	780	484	61.16%
	Arson	2	0		3	4	-25.00%	32	53	-39.62%
Property Total:		50	96	-47.92%	438	605	-27.60%	5374	4833	11.19%
Preliminary Part 1 Crime Totals:		60	112	-46.43%	501	658	-23.86%	5966	5408	10.32%
Current 7 Day Period:		9/11/2022 - 9/17/2022			Prior 7 Day Period:		9/4/2022 - 9/10/2022			
Current 28 Day Period:		8/21/2022 - 9/17/2022			Prior 28 Day Period:		7/24/2022 - 8/20/2022			
Current YTD Day Period:		1/1/2022 - 9/17/2022			Prior YTD Period:		1/1/2021 - 9/17/2021			

Prepared by SPD Crime Analysis Office - Monday, September 19, 2022

**NOTE:** SPD moved from UCR to the NIBRS reporting standard on 10/4/16 following the transition to a new RMS System. [Numbers on CompStat reports prior to this date should not be used as a comparison to those on this report.](#) Additional info on these reporting standards can be found on the FBI website: <https://ucr.fbi.gov/nibrs-overview>

This chart represents Preliminary counts of selected crime categories from Police Case Reports. Full statistical analysis to determine the confidence level of this data has not been performed. The % change columns on the preliminary counts differ from the percentage change on the NIBRS crime report, sometimes significantly. The CompStat report is designed for operational use and includes only selected NIBRS categories and coding less complex than full NIBRS rules. Official statistics for these and other NIBRS categories can be found on WASPC & FBI websites once available.



POLICE SUMMARY - Ending: Saturday, September 17, 2022



## NW - Northwest District (P1)

### Preliminary IBR Counts

NIBRS Categories (Part 1 Selected)		7 Day Comparison			28 Day Comparison			YTD Comparison		
		Current	Prior	Percent	Current	Prior	Percent	Current	Prior	Percent
<b>Violent</b>	Criminal Homicide	0	0		1	0		3	1	200.00%
	Rape	1	0		2	2	0.00%	24	28	-14.29%
	Robbery - Commercial	0	0		0	0		6	8	-25.00%
	Robbery - Person	1	0		2	0		12	18	-33.33%
	Aggravated Assault - Non DV	0	1	-100.00%	4	4	0.00%	41	25	64.00%
	Aggravated Assault - DV	1	1	0.00%	4	3	33.33%	39	33	18.18%
<b>Violent Total:</b>		3	2	50.00%	13	9	44.44%	125	113	10.62%
<b>Property</b>	Burglary - Residential	3	2	50.00%	11	7	57.14%	85	79	7.59%
	Burglary Garage	0	2	-100.00%	3	6	-50.00%	37	69	-46.38%
	Burglary Commercial	0	1	-100.00%	3	2	50.00%	25	22	13.64%
	Larceny	5	12	-58.33%	58	83	-30.12%	668	754	-11.41%
	Vehicle Theft	0	4	-100.00%	9	15	-40.00%	108	96	12.50%
	Arson	1	0		1	0		6	11	-45.45%
<b>Property Total:</b>		9	21	-57.14%	85	113	-24.78%	929	1031	-9.89%
<b>Preliminary Part 1 Crime Totals:</b>		12	23	-47.83%	98	122	-19.67%	1054	1144	-7.87%
<b>Current 7 Day Period:</b>		9/11/2022 - 9/17/2022			<b>Prior 7 Day Period:</b>		9/4/2022 - 9/10/2022			
<b>Current 28 Day Period:</b>		8/21/2022 - 9/17/2022			<b>Prior 28 Day Period:</b>		7/24/2022 - 8/20/2022			
<b>Current YTD Day Period:</b>		1/1/2022 - 9/17/2022			<b>Prior YTD Period:</b>		1/1/2021 - 9/17/2021			

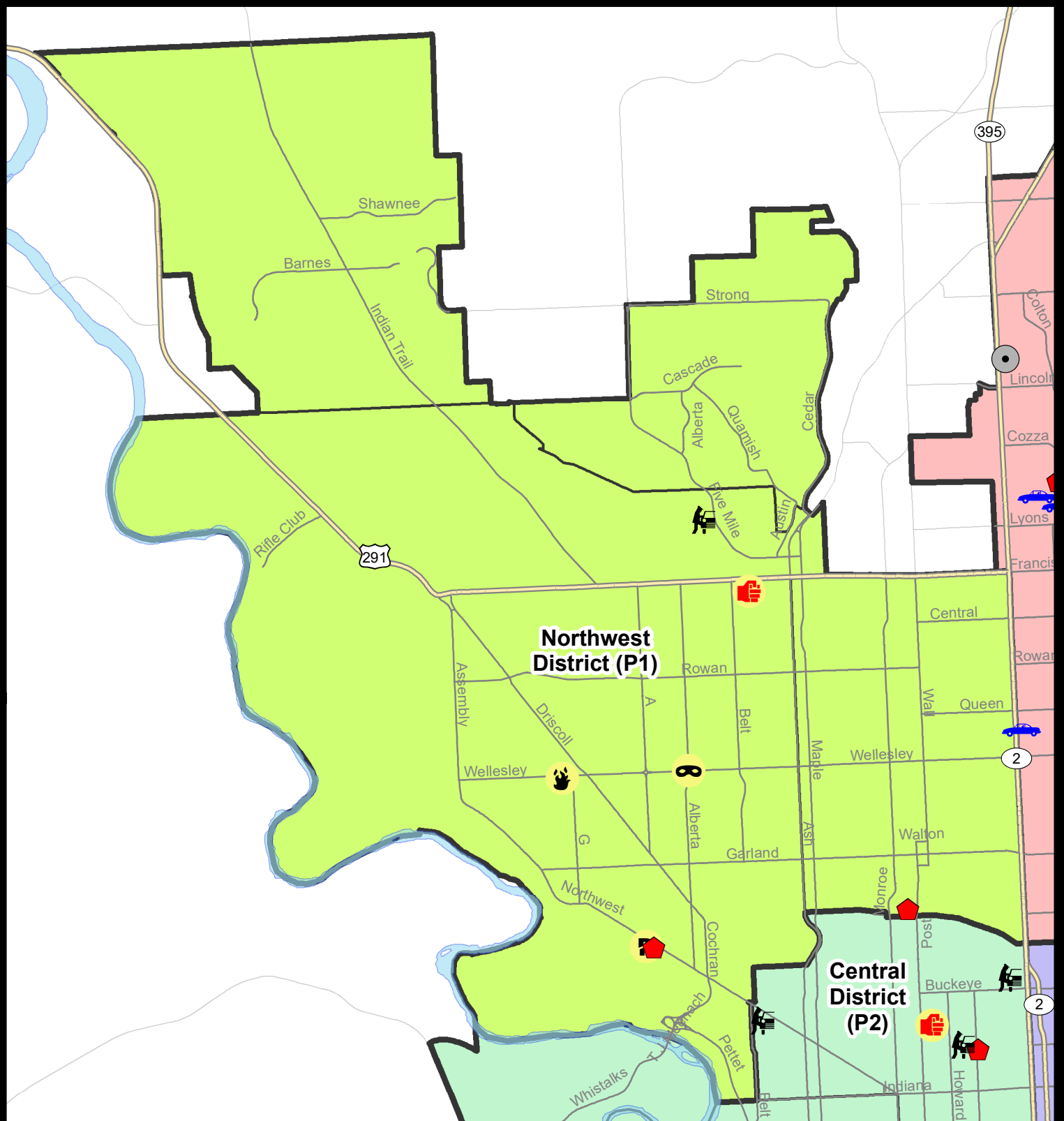
Prepared by SPD Crime Analysis Office - Monday, September 19, 2022

**NOTE:** SPD moved from UCR to the NIBRS reporting standard on 10/4/16 following the transition to a new RMS System. [Numbers on CompStat reports prior to this date should not be used as a comparison to those on this report.](#) Additional info on these reporting standards can be found on the FBI website: <https://ucr.fbi.gov/nibrs-overview>

This chart represents Preliminary counts of selected crime categories from Police Case Reports. Full statistical analysis to determine the confidence level of this data has not been performed. The % change columns on the preliminary counts differ from the percentage change on the NIBRS crime report, sometimes significantly. The CompStat report is designed for operational use and includes only selected NIBRS categories and coding less complex than full NIBRS rules. Official statistics for these and other NIBRS categories can be found on WASPC & FBI websites once available.







**City of Spokane**  
**Northwest District (P1)**  
**Selected Crime Codes**  
**2022-09-11 to 2022-09-17**  
 Prepared By:  
 Crime Analysis Unit  
 Spokane Police Department

**Legend**

**NIBRS Events**

Criminal Homicide	Robbery Person	Burglary Commercial
Rape	Aggravated Assault	Vehicle Prowling
Robbery Commercial	Burglary Residential	Vehicle Theft
Burglary Garage	Arson	<b>SPOKANE POLICE</b>

*Cases Represent LERMS Crime Codes  
 Points may indicate multiple events  
 Note: Veh Prowl is only Larceny displayed*

*For Additional Information on Incidents pertaining to an Area, Trend, or Pattern Contact Information Analysis*

0 0.25 0.5 1 Miles

**SPOKANE**

THIS IS NOT A LEGAL DOCUMENT:  
 The information shown on this map is compiled from various sources and is subject to constant revision. Information shown on this map should not be used to determine the location of facilities in relationship to property lines, section lines, streets, etc.

Sunday - Saturday

NW - Northwest District (P1)

9/11/2022 TO 9/17/2022



<u>A/C</u>	<u>Offense Statute</u>	<u>Address</u>	<u>Reported Date</u>	<u>Dist</u>
<b><u>SPA1BS</u></b>				
C	THEFT 2D FROM MOTOR VEHICLE	2400 W DELL DR	9/12/2022	P1
<b><u>SPA1IT</u></b>				
C	THEFT 3D VEHICLE PARTS AND ACCESSORIES	5100 W PACIFIC PARK DR	9/12/2022	P1
<b><u>SPA1NH</u></b>				
A	RESIDENTIAL BURGLARY	800 W CORA AVE	9/15/2022	P1
C	THEFT 2D FROM BUILDING	1100 W NEBRASKA AVE	9/12/2022	P1
<b><u>SPA1NW</u></b>				
C	ARSON 2D	3500 W WELLESLEY AVE	9/17/2022	P1
C	ASSAULT 2D	2000 W DECATUR AVE	9/11/2022	P1
C	BURGLARY 1D FROM RESIDENCE	2900 W DALTON AVE	9/13/2022	P1
C	RAPE 3D		9/13/2022	P1
C	RESIDENTIAL BURGLARY	2900 W DALTON AVE	9/11/2022	P1
C	ROBBERY 1D PERSON	W WELLESLEY AVE / N ALBERTA ST	9/11/2022	P1
A	THEFT 3D ALL OTHER	6000 N ELM ST	9/13/2022	P1
C	THEFT 3D FROM BUILDING	2300 W WELLESLEY AVE	9/12/2022	P1

POLICE SUMMARY - Ending: Saturday, September 17, 2022

## NW - North Central District (P2)



### Preliminary IBR Counts

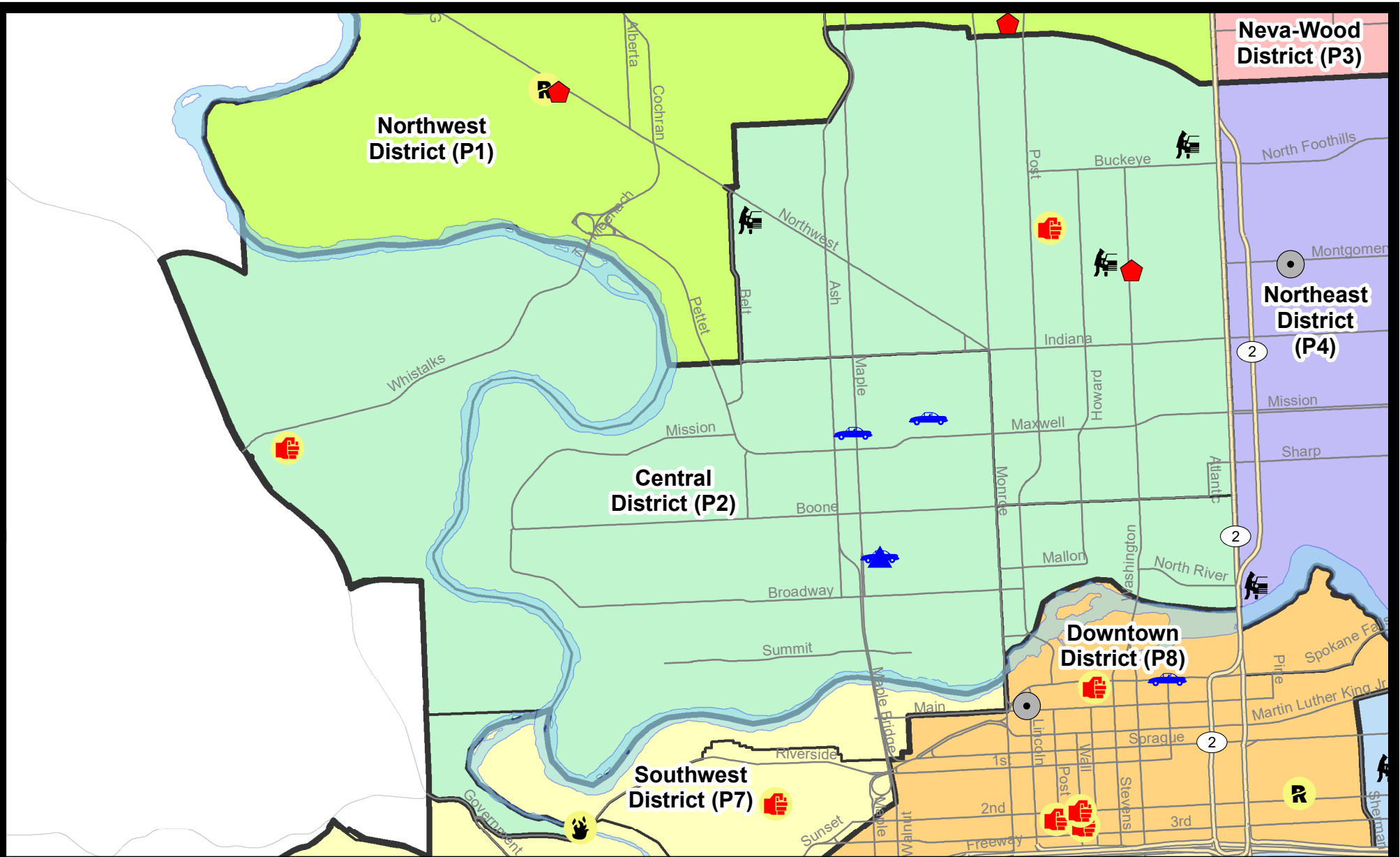
NIBRS Categories (Part 1 Selected)		7 Day Comparison			28 Day Comparison			YTD Comparison		
		Current	Prior	Percent	Current	Prior	Percent	Current	Prior	Percent
<b>Violent</b>	Criminal Homicide	0	0		1	0		2	0	
	Rape	0	0		1	1	0.00%	20	26	-23.08%
	Robbery - Commercial	0	0		0	1	-100.00%	9	1	800.00%
	Robbery - Person	0	1	-100.00%	1	3	-66.67%	19	21	-9.52%
	Aggravated Assault - Non DV	0	1	-100.00%	7	4	75.00%	56	48	16.67%
	Aggravated Assault - DV	2	2	0.00%	6	6	0.00%	41	38	7.89%
<b>Violent Total:</b>		2	4	-50.00%	16	15	6.67%	147	134	9.70%
<b>Property</b>	Burglary - Residential	1	3	-66.67%	10	7	42.86%	78	95	-17.89%
	Burglary Garage	1	2	-50.00%	5	4	25.00%	41	40	2.50%
	Burglary Commercial	0	0		4	4	0.00%	49	36	36.11%
	Larceny	6	8	-25.00%	48	77	-37.66%	752	703	6.97%
	Vehicle Theft	3	4	-25.00%	20	28	-28.57%	176	127	38.58%
	Arson	0	0		0	0		8	17	-52.94%
<b>Property Total:</b>		11	17	-35.29%	87	120	-27.50%	1104	1018	8.45%
<b>Preliminary Part 1 Crime Totals:</b>		13	21	-38.10%	103	135	-23.70%	1251	1152	8.59%
<b>Current 7 Day Period:</b>		9/11/2022 - 9/17/2022			<b>Prior 7 Day Period:</b>		9/4/2022 - 9/10/2022			
<b>Current 28 Day Period:</b>		8/21/2022 - 9/17/2022			<b>Prior 28 Day Period:</b>		7/24/2022 - 8/20/2022			
<b>Current YTD Day Period:</b>		1/1/2022 - 9/17/2022			<b>Prior YTD Period:</b>		1/1/2021 - 9/17/2021			

Prepared by SPD Crime Analysis Office - Monday, September 19, 2022

**NOTE:** SPD moved from UCR to the NIBRS reporting standard on 10/4/16 following the transition to a new RMS System. [Numbers on CompStat reports prior to this date should not be used as a comparison to those on this report.](#) Additional info on these reporting standards can be found on the FBI website: <https://ucr.fbi.gov/nibrs-overview>

This chart represents Preliminary counts of selected crime categories from Police Case Reports. Full statistical analysis to determine the confidence level of this data has not been performed. The % change columns on the preliminary counts differ from the percentage change on the NIBRS crime report, sometimes significantly. The CompStat report is designed for operational use and includes only selected NIBRS categories and coding less complex than full NIBRS rules. Official statistics for these and other NIBRS categories can be found on WASPC & FBI websites once available.

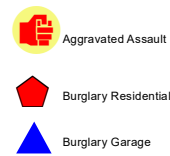





**City of Spokane**  
**Central District (P2)**  
**Selected**  
**Crime Types**  
**2022-09-11 to 2022-09-17**  
 Prepared By:  
 Crime Analysis Unit  
 Spokane Police Department

**Legend**

**NIBRS Events**



Cases Represent LERMS Crime Codes  
 Points may indicate multiple events  
 Note: Veh Prowl is only Larceny category displayed



For Additional Information on Incidents  
 pertaining to an Area, Trend, or Pattern  
 Contact Information Analysis

0 0.2 0.4 0.6 Miles



**THIS IS NOT A LEGAL DOCUMENT:**  
 The information shown on this map is compiled  
 from various sources and is subject to constant  
 revision. Information shown on this map should  
 not be used to determine the location of facilities  
 in relationship to property lines, section lines,  
 streets, etc.



Sunday - Saturday

NW - Central District (P2)

9/11/2022 TO 9/17/2022



<u>A/C</u>	<u>Offense Statute</u>	<u>Address</u>	<u>Reported Date</u>	<u>Dist</u>
<b><u>SPA2EG</u></b>				
C	ASSAULT 2D	700 W JACKSON AVE	9/15/2022	P4
C	RESIDENTIAL BURGLARY	2200 N WASHINGTON ST	9/12/2022	P2
C	THEFT 1D ALL OTHER	700 W MONTGOMERY AVE	9/12/2022	P3
C	THEFT 2D FROM MOTOR VEHICLE	100 W CLEVELAND AVE	9/13/2022	P2
A	THEFT 3D FROM MOTOR VEHICLE	2000 W YORK AVE	9/12/2022	P2
C	THEFT 3D FROM MOTOR VEHICLE	N STEVENS ST / W MONTGOMERY AVE	9/14/2022	P2
C	THEFT 3D VEHICLE PARTS AND ACCESSORIES	N STEVENS ST / W MONTGOMERY AVE	9/14/2022	P2
<b><u>SPA2WC</u></b>				
C	BURGLARY 1D GARAGE	1500 W DEAN AVE	9/13/2022	P2
C	THEFT OF MOTOR VEHICLE	1500 N MAPLE ST	9/12/2022	P2
C	THEFT OF MOTOR VEHICLE	1200 W SPOFFORD AVE	9/13/2022	P1
C	THEFT OF MOTOR VEHICLE	1500 W DEAN AVE	9/13/2022	P2
<b><u>SPA2WH</u></b>				
C	HARASSMENT FELONY WEAPON INVOLVED	1600 N RIVER RIDGE BLVD	9/16/2022	P1
C	THEFT 3D FROM BUILDING	1900 N HOLY NAMES CT	9/11/2022	P2

POLICE SUMMARY - Ending: Saturday, September 17, 2022



## NE - Neva-Wood District (P3)

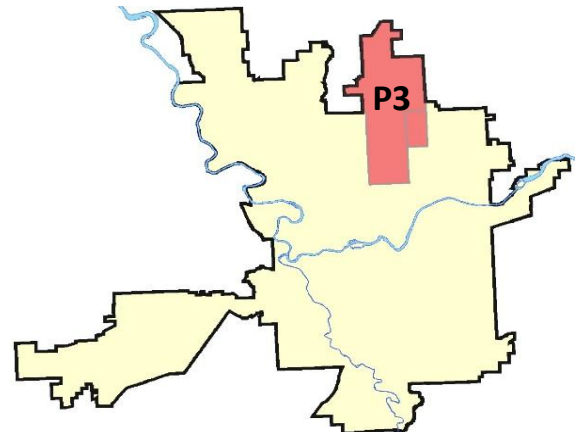
### Preliminary IBR Counts

NIBRS Categories (Part 1 Selected)		7 Day Comparison			28 Day Comparison			YTD Comparison		
		Current	Prior	Percent	Current	Prior	Percent	Current	Prior	Percent
<b>Violent</b>	Criminal Homicide	0	0		0	0		2	2	0.00%
	Rape	0	1	-100.00%	3	0		21	32	-34.38%
	Robbery - Commercial	0	1	-100.00%	2	2	0.00%	29	15	93.33%
	Robbery - Person	0	1	-100.00%	5	1	400.00%	32	20	60.00%
	Aggravated Assault - Non DV	2	0		6	4	50.00%	41	60	-31.67%
	Aggravated Assault - DV	1	1	0.00%	5	4	25.00%	36	46	-21.74%
<b>Violent Total:</b>		3	4	-25.00%	21	11	90.91%	161	175	-8.00%
<b>Property</b>	Burglary - Residential	1	1	0.00%	11	15	-26.67%	100	86	16.28%
	Burglary Garage	0	2	-100.00%	8	13	-38.46%	58	55	5.45%
	Burglary Commercial	1	3	-66.67%	9	8	12.50%	73	63	15.87%
	Larceny	9	16	-43.75%	89	159	-44.03%	1659	1346	23.25%
	Vehicle Theft	4	3	33.33%	32	57	-43.86%	281	119	136.13%
	Arson	0	0		1	1	0.00%	8	10	-20.00%
<b>Property Total:</b>		15	25	-40.00%	150	253	-40.71%	2179	1679	29.78%
<b>Preliminary Part 1 Crime Totals:</b>		18	29	-37.93%	171	264	-35.23%	2340	1854	26.21%
<b>Current 7 Day Period:</b>		9/11/2022 - 9/17/2022			<b>Prior 7 Day Period:</b>		9/4/2022 - 9/10/2022			
<b>Current 28 Day Period:</b>		8/21/2022 - 9/17/2022			<b>Prior 28 Day Period:</b>		7/24/2022 - 8/20/2022			
<b>Current YTD Day Period:</b>		1/1/2022 - 9/17/2022			<b>Prior YTD Period:</b>		1/1/2021 - 9/17/2021			

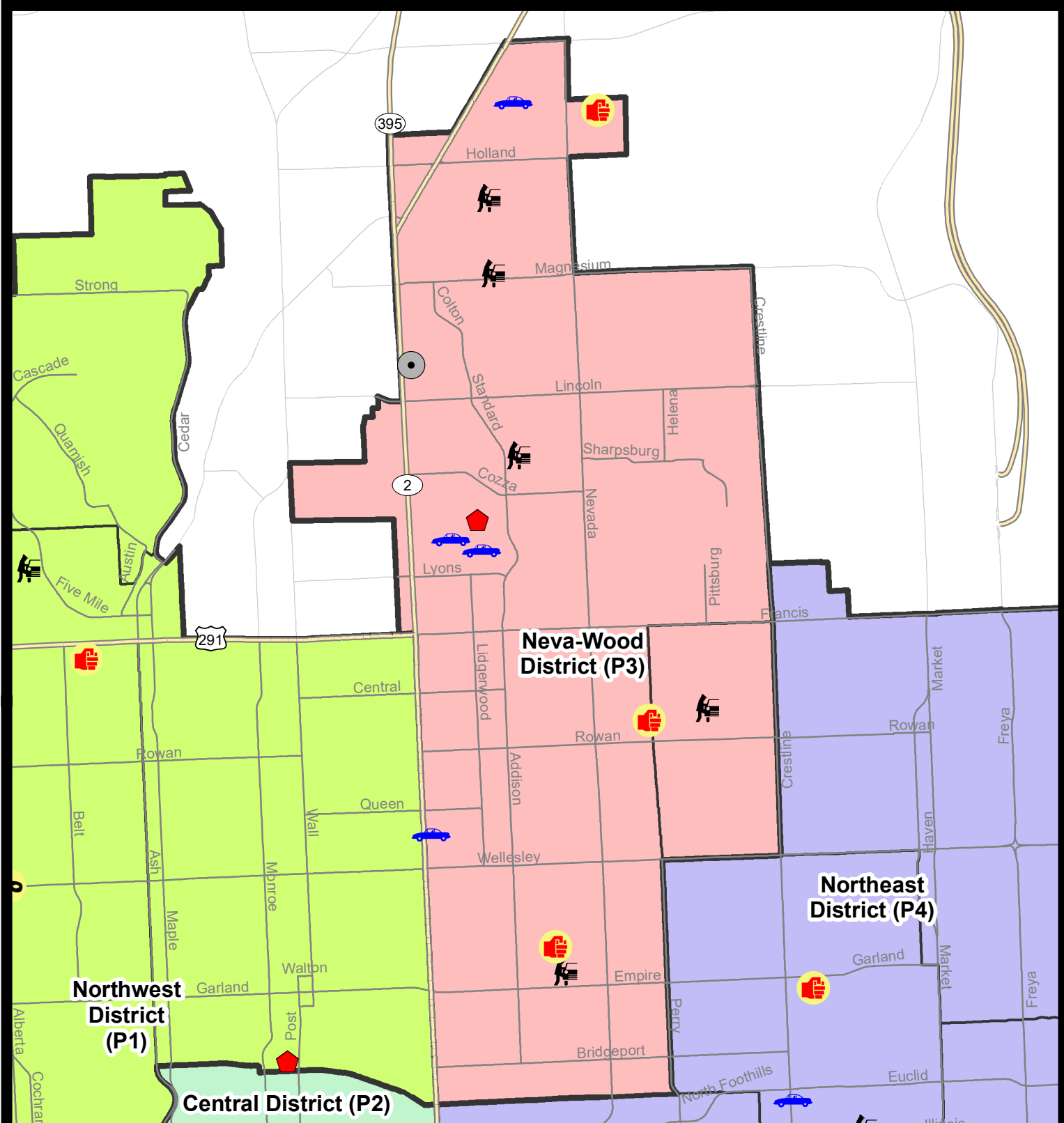
Prepared by SPD Crime Analysis Office - Monday, September 19, 2022

**NOTE:** SPD moved from UCR to the NIBRS reporting standard on 10/4/16 following the transition to a new RMS System. [Numbers on CompStat reports prior to this date should not be used as a comparison to those on this report.](#) Additional info on these reporting standards can be found on the FBI website: <https://ucr.fbi.gov/nibrs-overview>

This chart represents Preliminary counts of selected crime categories from Police Case Reports. Full statistical analysis to determine the confidence level of this data has not been performed. The % change columns on the preliminary counts differ from the percentage change on the NIBRS crime report, sometimes significantly. The CompStat report is designed for operational use and includes only selected NIBRS categories and coding less complex than full NIBRS rules. Official statistics for these and other NIBRS categories can be found on WASPC & FBI websites once available.







**City of Spokane**  
**Neva-Wood District (P3)**  
**Selected Crime Codes**  
**2022-09-11 to 2022-09-17**  
 Prepared By:  
 Crime Analysis Unit  
 Spokane Police Department

**Legend**

**NIBRS Events**


*Cases Represent LERMS Crime Codes  
 Points may indicate multiple events  
 Note: Veh Prowl is only Larceny displayed*

*For Additional Information on  
 Incidents pertaining to an  
 Area, Trend, or Pattern  
 Contact Information Analysis*

0 0.2 0.4 0.8 Miles

**SPokane**  
**Police**

THIS IS NOT A LEGAL DOCUMENT:  
 The information shown on this map is compiled  
 from various sources and is subject to constant  
 revision. Information shown on this map should  
 not be used to determine the location of facilities  
 in relationship to property lines, section lines,  
 streets, etc.

Sunday - Saturday

NE - Neva-Wood District (P3)

9/11/2022 TO 9/17/2022



<u>A/C</u>	<u>Offense Statute</u>	<u>Address</u>	<u>Reported Date</u>	<u>Dist</u>
<b><u>SPB3NL</u></b>				
C	ASSAULT 1D	5600 N PERRY ST	9/15/2022	P4
C	ASSAULT 2D	600 E LACROSSE AVE	9/17/2022	P3
C	BURGLARY 1D FROM RESIDENCE	7000 N COLTON ST	9/11/2022	P4
C	BURGLARY 2D COMMERCIAL	8100 N DIVISION ST	9/11/2022	P3
C	HARASSMENT FELONY WEAPON INVOLVED	9700 N MORTON CT	9/11/2022	P4
C	THEFT 2D ALL OTHER	6800 N NEVADA ST	9/11/2022	P3
C	THEFT 2D FROM MOTOR VEHICLE	700 E GARLAND AVE	9/11/2022	P4
C	THEFT 2D FROM MOTOR VEHICLE	600 E GRETA AVE	9/11/2022	P3
C	THEFT 3D FROM MOTOR VEHICLE	500 E KEDLIN AVE	9/13/2022	P4
C	THEFT 3D FROM MOTOR VEHICLE	9200 N COLTON ST	9/13/2022	P3
C	THEFT 3D SHOPLIFTING	9700 N NEWPORT HWY	9/12/2022	P3
C	THEFT 3D VEHICLE PARTS AND ACCESSORIES	6300 N NEVADA ST	9/15/2022	P3
C	THEFT OF MOTOR VEHICLE	300 E WEDGEWOOD AVE	9/12/2022	P3
C	THEFT OF MOTOR VEHICLE	9700 N NEWPORT HWY	9/12/2022	P4
C	THEFT OF MOTOR VEHICLE	100 E WEDGEWOOD AVE	9/13/2022	P4
C	THEFT OF MOTOR VEHICLE	4700 N DIVISION ST	9/14/2022	P2
<b><u>SPB3WH</u></b>				
C	THEFT 2D FROM MOTOR VEHICLE	1600 E JOSEPH AVE	9/13/2022	
C	THEFT 3D FROM BUILDING	1500 E OLYMPIC AVE	9/15/2022	P3

POLICE SUMMARY - Ending: Saturday, September 17, 2022



## NE - Northeast District (P4)

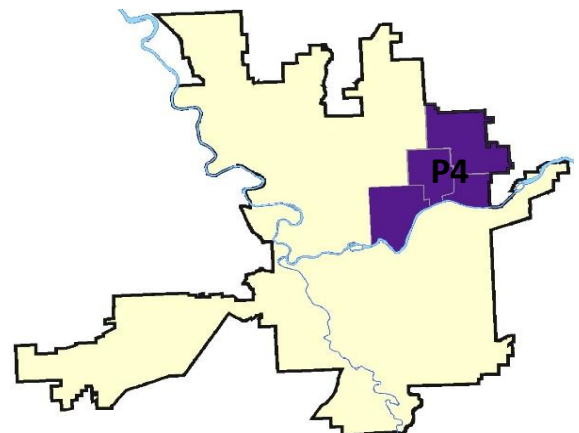
### Preliminary IBR Counts

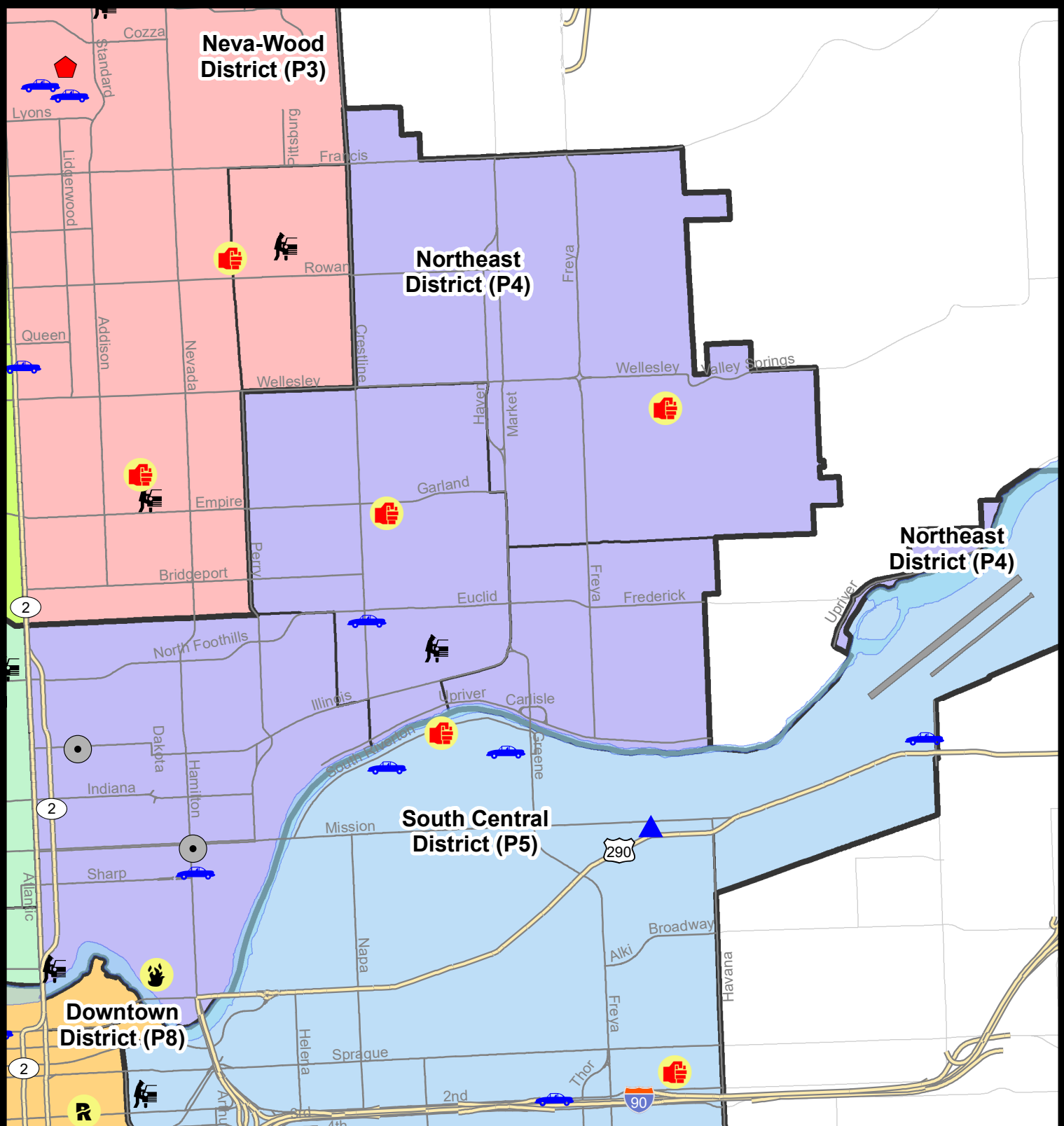
NIBRS Categories (Part 1 Selected)		7 Day Comparison			28 Day Comparison			YTD Comparison		
		Current	Prior	Percent	Current	Prior	Percent	Current	Prior	Percent
<b>Violent</b>	Criminal Homicide	0	0		0	0		0	1	-100.00%
	Rape	0	3	-100.00%	3	2	50.00%	20	26	-23.08%
	Robbery - Commercial	0	0		0	0		9	6	50.00%
	Robbery - Person	0	1	-100.00%	1	6	-83.33%	20	26	-23.08%
	Aggravated Assault - Non DV	0	1	-100.00%	6	9	-33.33%	69	53	30.19%
	Aggravated Assault - DV	2	1	100.00%	3	1	200.00%	41	41	0.00%
<b>Violent Total:</b>		2	6	-66.67%	13	18	-27.78%	159	153	3.92%
<b>Property</b>	Burglary - Residential	0	2	-100.00%	10	15	-33.33%	101	94	7.45%
	Burglary Garage	0	3	-100.00%	5	3	66.67%	31	41	-24.39%
	Burglary Commercial	2	1	100.00%	6	7	-14.29%	88	45	95.56%
	Larceny	10	12	-16.67%	64	66	-3.03%	717	768	-6.64%
	Vehicle Theft	2	15	-86.67%	30	25	20.00%	215	142	51.41%
	Arson	1	0		1	3	-66.67%	10	15	-33.33%
<b>Property Total:</b>		15	33	-54.55%	116	119	-2.52%	1162	1105	5.16%
<b>Preliminary Part 1 Crime Totals:</b>		17	39	-56.41%	129	137	-5.84%	1321	1258	5.01%
<b>Current 7 Day Period:</b>		9/11/2022 - 9/17/2022			<b>Prior 7 Day Period:</b>		9/4/2022 - 9/10/2022			
<b>Current 28 Day Period:</b>		8/21/2022 - 9/17/2022			<b>Prior 28 Day Period:</b>		7/24/2022 - 8/20/2022			
<b>Current YTD Day Period:</b>		1/1/2022 - 9/17/2022			<b>Prior YTD Period:</b>		1/1/2021 - 9/17/2021			

Prepared by SPD Crime Analysis Office - Monday, September 19, 2022

**NOTE:** SPD moved from UCR to the NIBRS reporting standard on 10/4/16 following the transition to a new RMS System. [Numbers on CompStat reports prior to this date should not be used as a comparison to those on this report.](#) Additional info on these reporting standards can be found on the FBI website: <https://ucr.fbi.gov/nibrs-overview>

This chart represents Preliminary counts of selected crime categories from Police Case Reports. Full statistical analysis to determine the confidence level of this data has not been performed. The % change columns on the preliminary counts differ from the percentage change on the NIBRS crime report, sometimes significantly. The CompStat report is designed for operational use and includes only selected NIBRS categories and coding less complex than full NIBRS rules. Official statistics for these and other NIBRS categories can be found on WASPC & FBI websites once available.





## City of Spokane

### Northeast District (P4)

### Selected Crime Codes

2022-09-11 to 2022-09-17

Prepared By:  
Crime Analysis Unit  
Spokane Police Department

#### Legend

##### NIBRS Events



Criminal Homicide



Rape



Robbery Commercial



Robbery Residential



Aggravated Assault



Burglary Residential



Burglary Garage



Burglary Commercial



Vehicle Prowling



Vehicle Theft



Arson



Cases Represent LERMS Crime Codes  
Points may indicate multiple events  
Note: Veh Prowl is only Larceny displayed

For Additional Information on  
Incidents pertaining to an  
Area, Trend, or Pattern  
Contact Information Analysis

0 0.2 0.4 0.8 Miles



THIS IS NOT A LEGAL DOCUMENT.  
The information shown on this map is compiled  
from various sources and is subject to constant  
revision. Information shown on this map should  
not be used to determine the location of facilities  
in relationship to property lines, section lines,  
streets, etc.

Sunday - Saturday

NE - Northeast District (P4)

9/11/2022 TO 9/17/2022



<u>A/C</u>	<u>Offense Statute</u>	<u>Address</u>	<u>Reported Date</u>	<u>Dist</u>
<b><u>SPB4BE</u></b>				
C	ASSAULT 2D	2200 E PROVIDENCE AVE	9/17/2022	P1
C	THEFT 2D ALL OTHER	3900 N MARKET ST	9/11/2022	P4
C	THEFT 3D VEHICLE PARTS AND ACCESSORIES	2800 E HOFFMAN AVE	9/14/2022	P4
C	THEFT OF A FIREARM FROM MOTOR VEHICLE	2800 N SMITH ST	9/14/2022	P4
C	THEFT OF MOTOR VEHICLE	2900 N CRESTLINE ST	9/14/2022	P4
<b><u>SPB4HI</u></b>				
C	ASSAULT 2D	N FLORIDA ST / E LONGFELLOW AVE	9/17/2022	P4
A	THEFT 3D CITY VEHICLE PARTS AND ACCESSORIES	3000 E OLYMPIC AVE	9/16/2022	P4
<b><u>SPB4LO</u></b>				
C	ARSON 2D	700 N CINCINNATI ST	9/12/2022	P4
C	BURGLARY 2D COMMERCIAL	900 E MISSION AVE	9/11/2022	P4
C	BURGLARY 2D COMMERCIAL	200 E MONTGOMERY AVE	9/17/2022	P4
C	BURGLARY 2D FENCED AREA	700 N CINCINNATI ST	9/12/2022	P4
C	THEFT 2D FROM BUILDING	2000 N RUBY ST	9/12/2022	P4
C	THEFT 2D FROM BUILDING	700 N DIVISION ST	9/15/2022	P4
C	THEFT 3D ALL OTHER	2400 N WISCOMB ST	9/13/2022	P4
C	THEFT 3D FROM MOTOR VEHICLE	700 N DIVISION ST	9/12/2022	P4
C	THEFT 3D VEHICLE PARTS AND ACCESSORIES	900 E AUGUSTA AVE	9/13/2022	P4
C	THEFT OF MOTOR VEHICLE	900 E SHARP AVE	9/11/2022	P4

# SPOKANE POLICE DEPARTMENT



## **SOUTH** **Police Service Area**

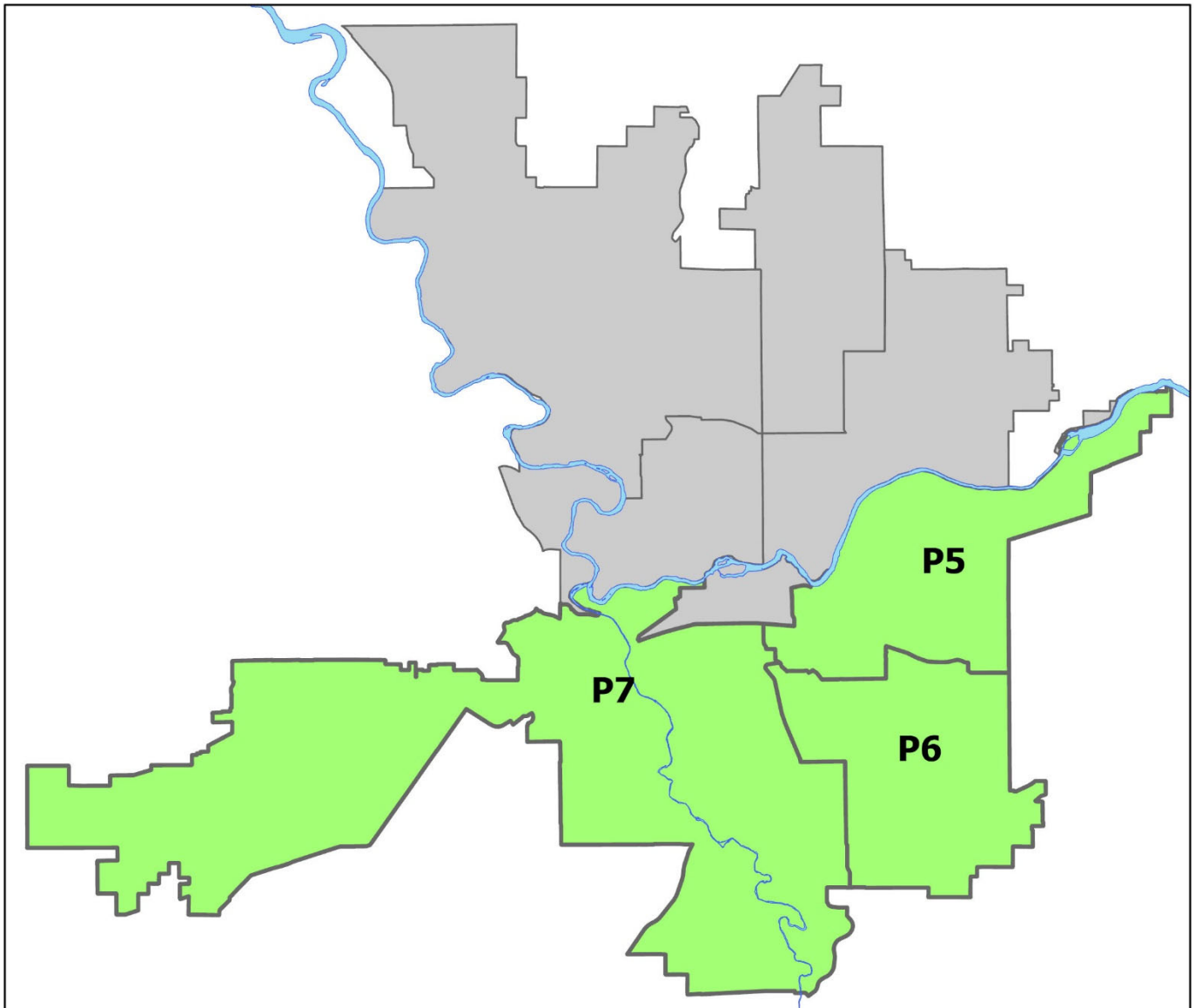
### PSA Commander

**Captain Matt Cowles**

**South Central District (P5)**

**Southeast District (P6)**

**Southwest District (P7)**





POLICE SUMMARY - Ending: Saturday, September 17, 2022

## ***SOUTH PRECINCT (P5, P6, and P7)***



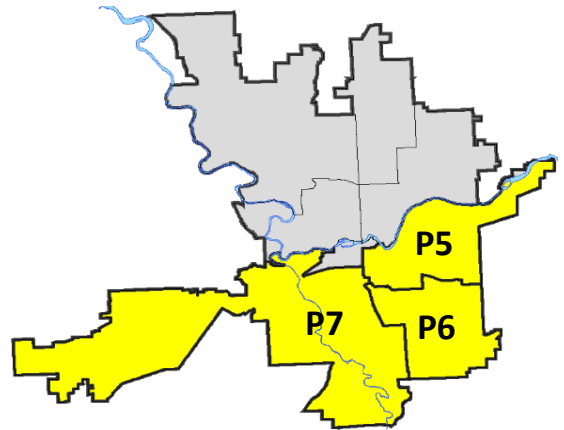
### Preliminary IBR Counts

NIBRS Categories (Part 1 Selected)		7 Day Comparison			28 Day Comparison			YTD Comparison		
		Current	Prior	Percent	Current	Prior	Percent	Current	Prior	Percent
<b>Violent</b>	Criminal Homicide	0	0		0	0		1	2	-50.00%
	Rape	1	1	0.00%	4	6	-33.33%	47	57	-17.54%
	Robbery - Commercial	0	0		0	1	-100.00%	11	7	57.14%
	Robbery - Person	1	3	-66.67%	5	2	150.00%	34	29	17.24%
	Aggravated Assault - Non DV	1	1	0.00%	11	14	-21.43%	97	100	-3.00%
	Aggravated Assault - DV	2	2	0.00%	7	10	-30.00%	76	89	-14.61%
<b>Violent Total:</b>		5	7	-28.57%	27	33	-18.18%	266	284	-6.34%
<b>Property</b>	Burglary - Residential	0	3	-100.00%	12	25	-52.00%	173	162	6.79%
	Burglary Garage	1	7	-85.71%	13	13	0.00%	108	98	10.20%
	Burglary Commercial	0	2	-100.00%	11	19	-42.11%	152	87	74.71%
	Larceny	12	43	-72.09%	160	226	-29.20%	2041	1636	24.76%
	Vehicle Theft	7	9	-22.22%	38	53	-28.30%	386	239	61.51%
	Arson	1	0		3	1	200.00%	13	21	-38.10%
<b>Property Total:</b>		21	64	-67.19%	237	337	-29.67%	2873	2243	28.09%
<b>Preliminary Part 1 Crime Totals:</b>		26	71	-63.38%	264	370	-28.65%	3139	2527	24.22%
<b>Current 7 Day Period:</b>		9/11/2022 - 9/17/2022			<b>Prior 7 Day Period:</b>		9/4/2022 - 9/10/2022			
<b>Current 28 Day Period:</b>		8/21/2022 - 9/17/2022			<b>Prior 28 Day Period:</b>		7/24/2022 - 8/20/2022			
<b>Current YTD Day Period:</b>		1/1/2022 - 9/17/2022			<b>Prior YTD Period:</b>		1/1/2021 - 9/17/2021			

Prepared by SPD Crime Analysis Office - Monday, September 19, 2022

**NOTE:** SPD moved from UCR to the NIBRS reporting standard on 10/4/16 following the transition to a new RMS System. [Numbers on CompStat reports prior to this date should not be used as a comparison to those on this report.](#) Additional info on these reporting standards can be found on the FBI website: <https://ucr.fbi.gov/nibrs-overview>

This chart represents Preliminary counts of selected crime categories from Police Case Reports. Full statistical analysis to determine the confidence level of this data has not been performed. The % change columns on the preliminary counts differ from the percentage change on the NIBRS crime report, sometimes significantly. The CompStat report is designed for operational use and includes only selected NIBRS categories and coding less complex than full NIBRS rules. Official statistics for these and other NIBRS categories can be found on WASPC & FBI websites once available.



POLICE SUMMARY - Ending: Saturday, September 17, 2022



## SE - South Central District (P5)

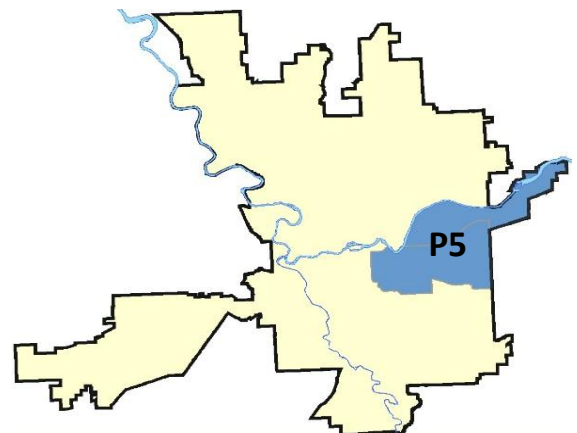
### Preliminary IBR Counts

NIBRS Categories (Part 1 Selected)		7 Day Comparison			28 Day Comparison			YTD Comparison		
		Current	Prior	Percent	Current	Prior	Percent	Current	Prior	Percent
<b>Violent</b>	Criminal Homicide	0	0		0	0		0	0	
	Rape	0	1	-100.00%	2	4	-50.00%	18	26	-30.77%
	Robbery - Commercial	0	0		0	0		3	3	0.00%
	Robbery - Person	0	1	-100.00%	1	2	-50.00%	12	16	-25.00%
	Aggravated Assault - Non DV	0	1	-100.00%	4	8	-50.00%	46	51	-9.80%
	Aggravated Assault - DV	2	1	100.00%	5	3	66.67%	37	39	-5.13%
<b>Violent Total:</b>		2	4	-50.00%	12	17	-29.41%	116	135	-14.07%
<b>Property</b>	Burglary - Residential	0	1	-100.00%	5	10	-50.00%	59	48	22.92%
	Burglary Garage	1	4	-75.00%	6	2	200.00%	35	22	59.09%
	Burglary Commercial	0	2	-100.00%	9	14	-35.71%	94	40	135.00%
	Larceny	4	15	-73.33%	55	88	-37.50%	733	570	28.60%
	Vehicle Theft	4	6	-33.33%	16	18	-11.11%	165	96	71.88%
	Arson	0	0		0	1	-100.00%	4	11	-63.64%
<b>Property Total:</b>		9	28	-67.86%	91	133	-31.58%	1090	787	38.50%
<b>Preliminary Part 1 Crime Totals:</b>		11	32	-65.63%	103	150	-31.33%	1206	922	30.80%
<b>Current 7 Day Period:</b>		9/11/2022 - 9/17/2022			<b>Prior 7 Day Period:</b>		9/4/2022 - 9/10/2022			
<b>Current 28 Day Period:</b>		8/21/2022 - 9/17/2022			<b>Prior 28 Day Period:</b>		7/24/2022 - 8/20/2022			
<b>Current YTD Day Period:</b>		1/1/2022 - 9/17/2022			<b>Prior YTD Period:</b>		1/1/2021 - 9/17/2021			


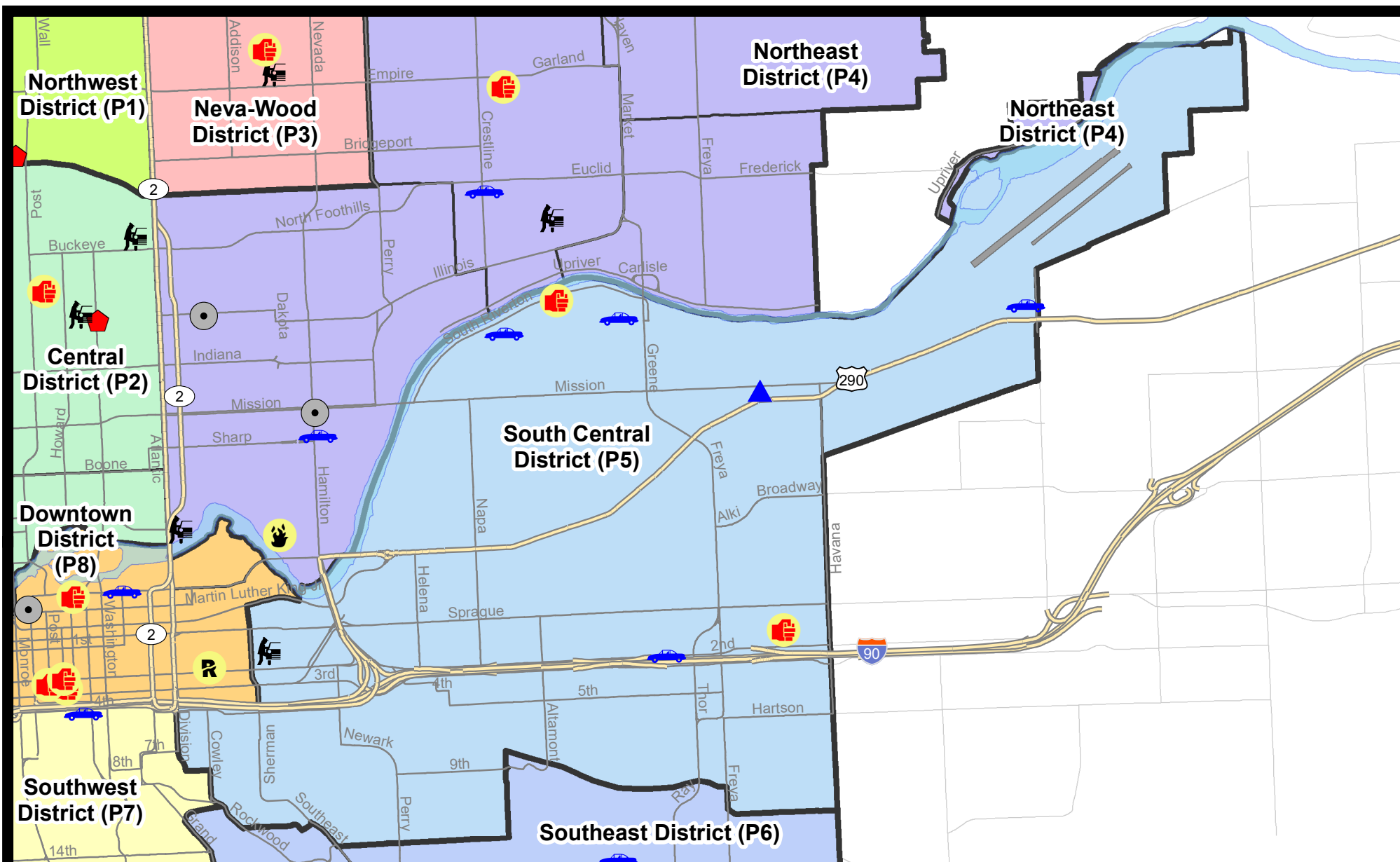
Prepared by SPD Crime Analysis Office - Monday, September 19, 2022

**NOTE:** SPD moved from UCR to the NIBRS reporting standard on 10/4/16 following the transition to a new RMS System. [Numbers on CompStat reports prior to this date should not be used as a comparison to those on this report.](#) Additional info on these reporting standards can be found on the FBI website: <https://ucr.fbi.gov/nibrs-overview>

This chart represents Preliminary counts of selected crime categories from Police Case Reports. Full statistical analysis to determine the confidence level of this data has not been performed. The % change columns on the preliminary counts differ from the percentage change on the NIBRS crime report, sometimes significantly. The CompStat report is designed for operational use and includes only selected NIBRS categories and coding less complex than full NIBRS rules. Official statistics for these and other NIBRS categories can be found on WASPC & FBI websites once available.



**Note:** On 2/10/21 a portion of the Police Block SPC5EC became part of the Downtown Precinct (SPD8EC); Consequently activity in P5 will appear lower if compared to printed CompStat reports prior to 2/10/21



**City of Spokane**  
**South Central District (P5)**  
**Selected**  
**Crime Types**  
**2022-09-11 to 2022-09-17**

Prepared By:  
**Crime Analysis Unit**  
**Spokane Police Department**

**Legend**

**NIBRS Events**



Criminal Homicide



Rape



Robbery Commercial



Robbery Person



Aggravated Assault



Burglary Residential



Burglary Garage



Burglary Commercial



Vehicle Prowling



Vehicle Theft



Arson

Cases Represent LERMS Crime Codes

Points may indicate multiple events

Note: Veh Prowl is only Larceny category displayed



For Additional Information on Incidents  
 pertaining to an Area, Trend, or Pattern  
 Contact Information Analysis

0 0.2 0.4 0.6 0.8 1 Miles



**THIS IS NOT A LEGAL DOCUMENT:**  
 The information shown on this map is compiled  
 from various sources and is subject to constant  
 revision. Information shown on this map should  
 not be used to determine the location of facilities  
 in relationship to property lines, section lines,  
 streets, etc.

Sunday - Saturday

9/11/2022 TO 9/17/2022

SE - South Central District (P5)



<u>A/C</u>	<u>Offense Statute</u>	<u>Address</u>	<u>Reported Date</u>	<u>Dist</u>
<b><u>SPC5EC</u></b>				
C	ASSAULT 2D	4000 E PACIFIC AVE	9/14/2022	P6
C	THEFT 3D ALL OTHER	600 E PACIFIC AVE	9/12/2022	P5
C	THEFT 3D CITY ALL OTHER	2500 E 4TH AVE	9/14/2022	P6
C	THEFT 3D CITY SHOPLIFTING	400 S THOR ST	9/11/2022	P6
C	THEFT 3D FROM MOTOR VEHICLE	600 E PACIFIC AVE	9/13/2022	P5
C	THEFT OF MOTOR VEHICLE	S RAY ST / E 2ND AVE	9/11/2022	P6
<b><u>SPC5GP</u></b>				
C	ASSAULT 2D	2600 E SOUTH RIVERTON AVE	9/13/2022	P5
A	BURGLARY 2D GARAGE	3900 E TRENT AVE	9/12/2022	P5
C	THEFT OF MOTOR VEHICLE	2200 E MARSHALL AVE	9/13/2022	P5
C	THEFT OF MOTOR VEHICLE	5600 E PARKWATER AVE	9/14/2022	P4
C	THEFT OF MOTOR VEHICLE	3000 E ERMINA AVE	9/14/2022	P5

POLICE SUMMARY - Ending: Saturday, September 17, 2022



## SE - Southeast District (P6)

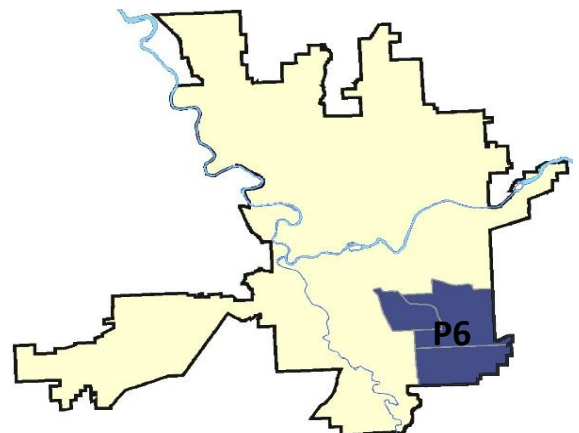
### Preliminary IBR Counts

NIBRS Categories (Part 1 Selected)		7 Day Comparison			28 Day Comparison			YTD Comparison		
		Current	Prior	Percent	Current	Prior	Percent	Current	Prior	Percent
<b>Violent</b>	Criminal Homicide	0	0		0	0		0	0	
	Rape	0	0		0	0		6	6	0.00%
	Robbery - Commercial	0	0		0	0		2	1	100.00%
	Robbery - Person	1	0		1	0		5	3	66.67%
	Aggravated Assault - Non DV	0	0		1	2	-50.00%	11	12	-8.33%
	Aggravated Assault - DV	0	1	-100.00%	1	2	-50.00%	15	14	7.14%
<b>Violent Total:</b>		1	1	0.00%	3	4	-25.00%	39	36	8.33%
<b>Property</b>	Burglary - Residential	0	2	-100.00%	6	5	20.00%	57	43	32.56%
	Burglary Garage	0	2	-100.00%	5	4	25.00%	28	31	-9.68%
	Burglary Commercial	0	0		1	3	-66.67%	18	12	50.00%
	Larceny	3	15	-80.00%	45	49	-8.16%	414	356	16.29%
	Vehicle Theft	1	1	0.00%	7	12	-41.67%	72	44	63.64%
	Arson	0	0		1	0		2	4	-50.00%
<b>Property Total:</b>		4	20	-80.00%	65	73	-10.96%	591	490	20.61%
<b>Preliminary Part 1 Crime Totals:</b>		5	21	-76.19%	68	77	-11.69%	630	526	19.77%
<b>Current 7 Day Period:</b>		9/11/2022 - 9/17/2022			<b>Prior 7 Day Period:</b>		9/4/2022 - 9/10/2022			
<b>Current 28 Day Period:</b>		8/21/2022 - 9/17/2022			<b>Prior 28 Day Period:</b>		7/24/2022 - 8/20/2022			
<b>Current YTD Day Period:</b>		1/1/2022 - 9/17/2022			<b>Prior YTD Period:</b>		1/1/2021 - 9/17/2021			

Prepared by SPD Crime Analysis Office - Monday, September 19, 2022

**NOTE:** SPD moved from UCR to the NIBRS reporting standard on 10/4/16 following the transition to a new RMS System. [Numbers on CompStat reports prior to this date should not be used as a comparison to those on this report.](#) Additional info on these reporting standards can be found on the FBI website: <https://ucr.fbi.gov/nibrs-overview>

This chart represents Preliminary counts of selected crime categories from Police Case Reports. Full statistical analysis to determine the confidence level of this data has not been performed. The % change columns on the preliminary counts differ from the percentage change on the NIBRS crime report, sometimes significantly. The CompStat report is designed for operational use and includes only selected NIBRS categories and coding less complex than full NIBRS rules. Official statistics for these and other NIBRS categories can be found on WASPC & FBI websites once available.







Sunday - Saturday

SE - Southeast District (P6)

9/11/2022 TO 9/17/2022



**A/C** **Offense Statute**

**Address**

**Reported Date**

**Dist**

**SPC6LH**

C	ROBBERY 1D PERSON	4100 E 34TH AVE	9/12/2022	P6
C	THEFT 2D FROM MOTOR VEHICLE	3500 E 24TH AVE	9/12/2022	P6
C	THEFT 2D FROM MOTOR VEHICLE	3100 E 37TH AVE	9/12/2022	P6
C	THEFT 3D FROM MOTOR VEHICLE	3600 E 26TH AVE	9/12/2022	P6
C	THEFT OF MOTOR VEHICLE	2800 E 16TH AVE	9/11/2022	P6

POLICE SUMMARY - Ending: Saturday, September 17, 2022



## SW - Southwest District (P7)

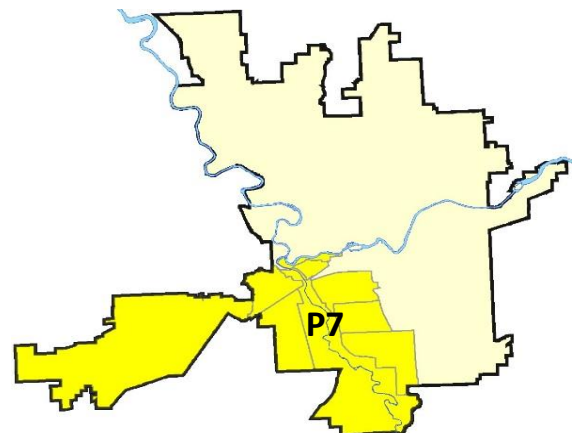
### Preliminary IBR Counts

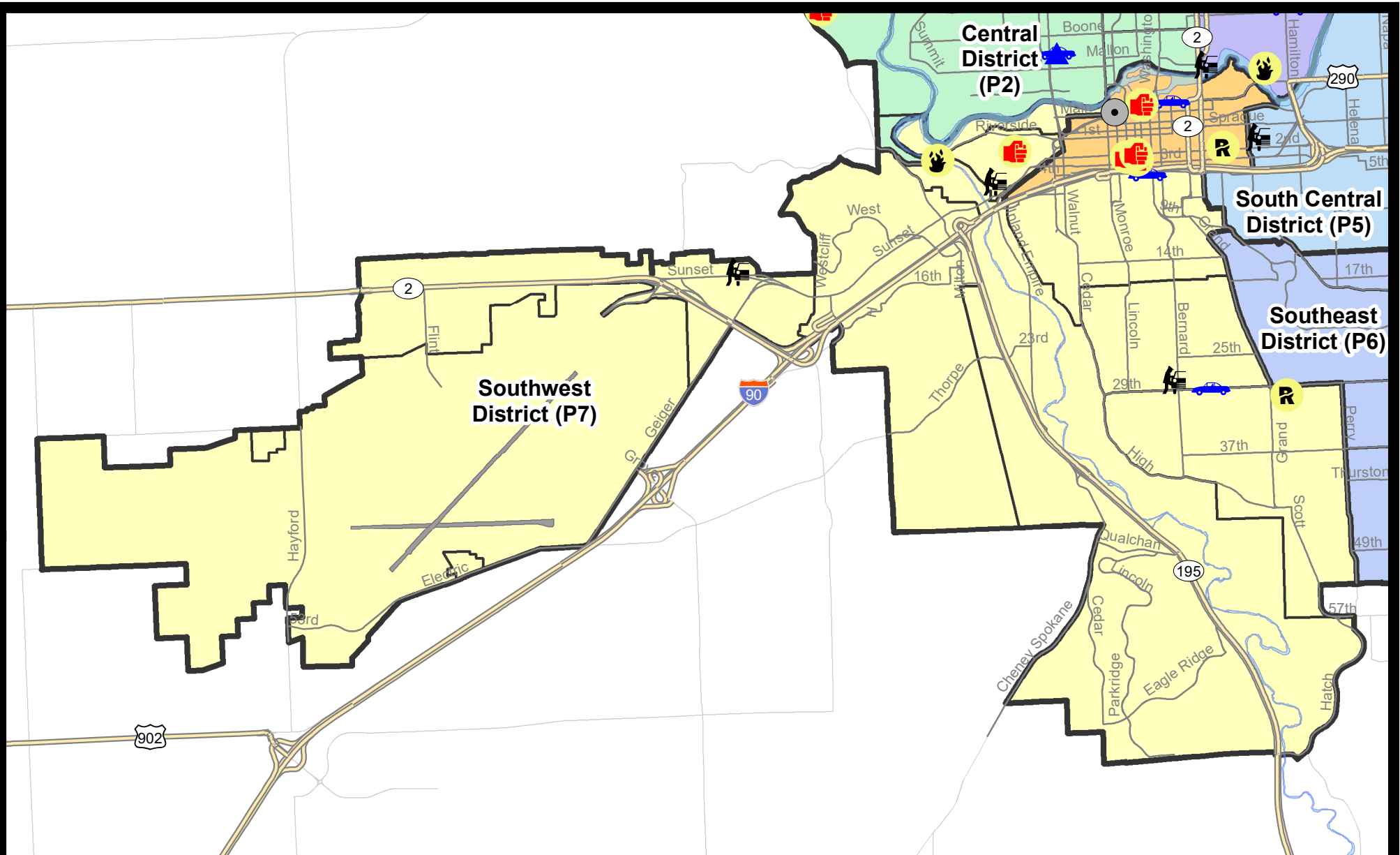
NIBRS Categories (Part 1 Selected)		7 Day Comparison			28 Day Comparison			YTD Comparison		
		Current	Prior	Percent	Current	Prior	Percent	Current	Prior	Percent
<b>Violent</b>	Criminal Homicide	0	0		0	0		1	2	-50.00%
	Rape	1	0		2	2	0.00%	23	25	-8.00%
	Robbery - Commercial	0	0		0	1	-100.00%	6	3	100.00%
	Robbery - Person	0	2	-100.00%	3	0		17	10	70.00%
	Aggravated Assault - Non DV	1	0		6	4	50.00%	40	37	8.11%
	Aggravated Assault - DV	0	0		1	5	-80.00%	24	36	-33.33%
<b>Violent Total:</b>		2	2	0.00%	12	12	0.00%	111	113	-1.77%
<b>Property</b>	Burglary - Residential	0	0		1	10	-90.00%	57	71	-19.72%
	Burglary Garage	0	1	-100.00%	2	7	-71.43%	45	45	0.00%
	Burglary Commercial	0	0		1	2	-50.00%	40	35	14.29%
	Larceny	5	13	-61.54%	60	89	-32.58%	894	710	25.92%
	Vehicle Theft	2	2	0.00%	15	23	-34.78%	149	99	50.51%
	Arson	1	0		2	0		7	6	16.67%
<b>Property Total:</b>		8	16	-50.00%	81	131	-38.17%	1192	966	23.40%
<b>Preliminary Part 1 Crime Totals:</b>		10	18	-44.44%	93	143	-34.97%	1303	1079	20.76%
<b>Current 7 Day Period:</b>		9/11/2022 - 9/17/2022			<b>Prior 7 Day Period:</b>		9/4/2022 - 9/10/2022			
<b>Current 28 Day Period:</b>		8/21/2022 - 9/17/2022			<b>Prior 28 Day Period:</b>		7/24/2022 - 8/20/2022			
<b>Current YTD Day Period:</b>		1/1/2022 - 9/17/2022			<b>Prior YTD Period:</b>		1/1/2021 - 9/17/2021			

Prepared by SPD Crime Analysis Office - Monday, September 19, 2022

**NOTE:** SPD moved from UCR to the NIBRS reporting standard on 10/4/16 following the transition to a new RMS System. [Numbers on CompStat reports prior to this date should not be used as a comparison to those on this report.](#) Additional info on these reporting standards can be found on the FBI website: <https://ucr.fbi.gov/nibrs-overview>

This chart represents Preliminary counts of selected crime categories from Police Case Reports. Full statistical analysis to determine the confidence level of this data has not been performed. The % change columns on the preliminary counts differ from the percentage change on the NIBRS crime report, sometimes significantly. The CompStat report is designed for operational use and includes only selected NIBRS categories and coding less complex than full NIBRS rules. Official statistics for these and other NIBRS categories can be found on WASPC & FBI websites once available.





**City of Spokane**  
**Southwest District (P7)**  
**Selected**  
**Crime Types**  
**2022-09-11 to 2022-09-17**

Prepared By:  
**Crime Analysis Unit**  
**Spokane Police Department**

**Legend**

**NIBRS Events**



Robbery Commercial

Robbery Person

Aggravated Assault

Burglary Residential

Burglary Garage

Burglary Commercial

Vehicle Prowling

Vehicle Theft

Arson

Cases Represent LERMS Crime Codes  
 Points may indicate multiple events  
 Note: Veh Prowl is only Larceny category displayed



For Additional Information on Incidents  
 pertaining to an Area, Trend, or Pattern  
 Contact Information Analysis

0 0.2 0.4 0.6 0.8 1 1.2 1.4 1.6 Miles



**THIS IS NOT A LEGAL DOCUMENT:**  
 The information shown on this map is compiled  
 from various sources and is subject to constant  
 revision. Information shown on this map should  
 not be used to determine the location of facilities  
 in relationship to property lines, section lines,  
 streets, etc.



Sunday - Saturday

SE - Southwest District (P7)

9/11/2022 TO 9/17/2022



<u>A/C</u>	<u>Offense Statute</u>	<u>Address</u>	<u>Reported Date</u>	<u>Dist</u>
<b><u>SPD7BA</u></b>				
C	HARASSMENT FELONY WEAPON INVOLVED	2000 W PACIFIC AVE	9/12/2022	P7
C	THEFT 2D FROM MOTOR VEHICLE	400 S HEMLOCK ST	9/11/2022	P7
<b><u>SPD7CH</u></b>				
C	THEFT 1D FROM BUILDING	100 W 8TH AVE	9/13/2022	P7
C	THEFT OF MOTOR VEHICLE	500 W 4TH AVE	9/13/2022	P8
<b><u>SPD7CS</u></b>				
C	RAPE 3D		9/13/2022	P8
C	THEFT OF MOTOR VEHICLE	E 29TH AVE / S DIVISION ST	9/12/2022	P1
<b><u>SPD7MC</u></b>				
C	THEFT 2D FROM MOTOR VEHICLE	400 W 28TH AVE	9/12/2022	P7
<b><u>SPD7WH</u></b>				
C	ARSON 2D	2900 W RIVERSIDE AVE	9/16/2022	P7
C	THEFT 3D FROM BUILDING	2900 W HARTSON AVE	9/12/2022	P7
<b><u>SPD7WP</u></b>				
C	THEFT 2D FROM MOTOR VEHICLE	5300 W SUNSET HWY	9/12/2022	P7

# SPOKANE POLICE DEPARTMENT

## DOWNTOWN

## Police Service Area



PSA Commander

**Captain David Singley**



POLICE SUMMARY - Ending: Saturday, September 17, 2022

## ***DOWNTOWN PRECINCT (P8)***



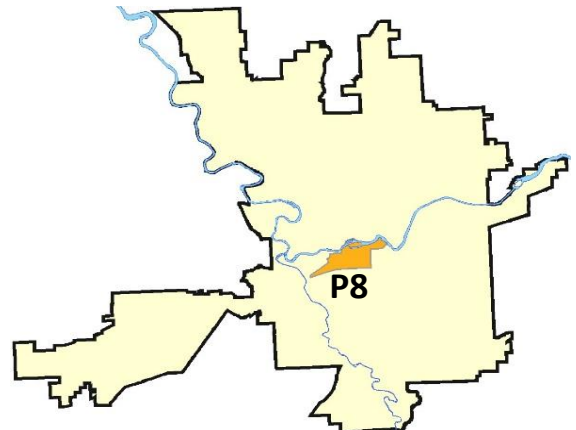
### Preliminary IBR Counts

NIBRS Categories (Part 1 Selected)		7 Day Comparison			28 Day Comparison			YTD Comparison		
		Current	Prior	Percent	Current	Prior	Percent	Current	Prior	Percent
<b>Violent</b>	Criminal Homicide	1	0		1	0		4	2	100.00%
	Rape	1	0		2	1	100.00%	25	20	25.00%
	Robbery - Commercial	0	0		0	1	-100.00%	9	8	12.50%
	Robbery - Person	0	2	-100.00%	4	5	-20.00%	39	35	11.43%
	Aggravated Assault - Non DV	2	1	100.00%	8	9	-11.11%	77	87	-11.49%
	Aggravated Assault - DV	2	1	100.00%	4	1	300.00%	16	15	6.67%
<b>Violent Total:</b>		6	4	50.00%	19	17	11.76%	170	167	1.80%
<b>Property</b>	Burglary - Residential	0	0		3	4	-25.00%	28	28	0.00%
	Burglary Garage	0	0		0	0		6	6	0.00%
	Burglary Commercial	1	2	-50.00%	5	9	-44.44%	67	79	-15.19%
	Larceny	1	16	-93.75%	61	89	-31.46%	1064	638	66.77%
	Vehicle Theft	1	3	-66.67%	10	13	-23.08%	102	52	96.15%
	Arson	0	0		0	0		5	9	-44.44%
<b>Property Total:</b>		3	21	-85.71%	79	115	-31.30%	1272	812	56.65%
<b>Preliminary Part 1 Crime Totals:</b>		9	25	-64.00%	98	132	-25.76%	1442	979	47.29%
<b>Current 7 Day Period:</b>		9/11/2022 - 9/17/2022			<b>Prior 7 Day Period:</b>		9/4/2022 - 9/10/2022			
<b>Current 28 Day Period:</b>		8/21/2022 - 9/17/2022			<b>Prior 28 Day Period:</b>		7/24/2022 - 8/20/2022			
<b>Current YTD Day Period:</b>		1/1/2022 - 9/17/2022			<b>Prior YTD Period:</b>		1/1/2021 - 9/17/2021			

Prepared by SPD Crime Analysis Office - Monday, September 19, 2022

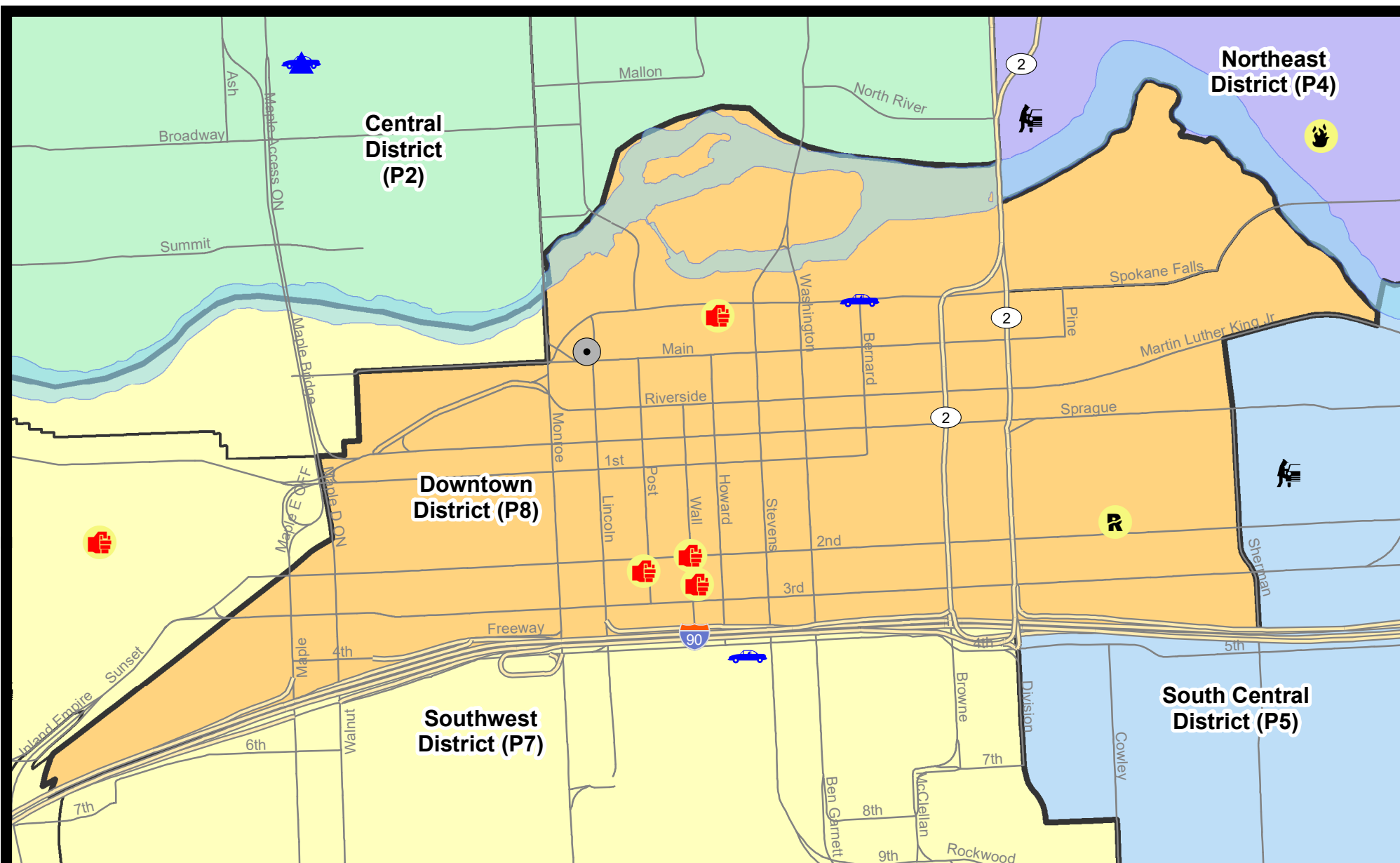
**NOTE:** SPD moved from UCR to the NIBRS reporting standard on 10/4/16 following the transition to a new RMS System. [Numbers on CompStat reports prior to this date should not be used as a comparison to those on this report.](#) Additional info on these reporting standards can be found on the FBI website: <https://ucr.fbi.gov/nibrs-overview>

This chart represents Preliminary counts of selected crime categories from Police Case Reports. Full statistical analysis to determine the confidence level of this data has not been performed. The % change columns on the preliminary counts differ from the percentage change on the NIBRS crime report, sometimes significantly. The CompStat report is designed for operational use and includes only selected NIBRS categories and coding less complex than full NIBRS rules. Official statistics for these and other NIBRS categories can be found on WASPC & FBI websites once available.



**Note:** On 2/10/21 a portion of the Police Block SPC5EC became part of the Downtown Precinct (SPD8EC); Consequently activity in P8 will appear higher if compared to printed CompStat reports prior to 2/10/21

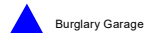
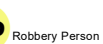





**City of Spokane**  
**Downtown District (P8)**  
**Selected**  
**Crime Types**  
**2022-09-11 to 2022-09-17**  
 Prepared By:  
 Crime Analysis Unit  
 Spokane Police Department

#### Legend

##### NIBRS Events



Cases Represent LERMS Crime Codes  
 Points may indicate multiple events  
 Note: Veh Prowl is only Larceny category displayed



For Additional Information on Incidents  
 pertaining to an Area, Trend, or Pattern  
 Contact Information Analysis

0 0.2 Miles



**THIS IS NOT A LEGAL DOCUMENT:**  
 The information shown on this map is compiled  
 from various sources and is subject to constant  
 revision. Information shown on this map should  
 not be used to determine the location of facilities  
 in relationship to property lines, section lines,  
 streets, etc.



Sunday - Saturday

SW - Downtown District (P8)

9/11/2022 TO 9/17/2022



<u>A/C</u>	<u>Offense Statute</u>	<u>Address</u>	<u>Reported Date</u>	<u>Dist</u>
<b><u>SPD8EC</u></b>				
C	MURDER 2D	0 E 1ST AVE	9/13/2022	P8
C	RAPE 1D		9/12/2022	P8
C	THEFT 2D ALL OTHER	100 S DIVISION ST	9/11/2022	P8
<b><u>SPD8RS</u></b>				
C	ASSAULT 1D	200 S POST ST	9/16/2022	P5
C	ASSAULT 2D SEXUAL MOTIVATION	W 2ND AVE / S WALL ST	9/15/2022	P8
C	ASSAULT 3D WEAPON OR NEGLIGENT INJURY	200 S WALL ST	9/11/2022	P8
C	ASSAULT 3D WEAPON OR NEGLIGENT INJURY	200 N HOWARD ST	9/16/2022	P8
C	BURGLARY 1D COMMERCIAL	900 W MAIN AVE	9/12/2022	P8
C	THEFT OF MOTOR VEHICLE	N BERNARD ST / W SPOKANE FALLS BLVD	9/11/2022	P8

POLICE SUMMARY - Ending: Saturday, September 17, 2022



## Other Jurisdiction or Unk District

### Preliminary IBR Counts

NIBRS Categories (Part 1 Selected)		7 Day Comparison			28 Day Comparison			YTD Comparison		
		Current	Prior	Percent	Current	Prior	Percent	Current	Prior	Percent
<b>Violent</b>	Criminal Homicide	0	0		0	0		0	0	
	Rape	0	0		0	0		3	5	-40.00%
	Robbery - Commercial	0	0		0	0		0	0	
	Robbery - Person	0	0		0	0		0	0	
	Aggravated Assault - Non DV	0	0		0	0		2	1	100.00%
	Aggravated Assault - DV	0	0		0	0		2	0	
<b>Violent Total:</b>		0	0		0	0		7	6	16.67%
<b>Property</b>	Burglary - Residential	0	0		0	0		1	0	
	Burglary Garage	3	4	-25.00%	12	0		12	0	
	Burglary Commercial	0	0		0	2	-100.00%	5	0	
	Larceny	52	58	-10.34%	184	6	2966.67%	229	13	1661.54%
	Vehicle Theft	0	0		0	0		3	7	-57.14%
	Arson	0	0		0	0		0	0	
<b>Property Total:</b>		55	62	-11.29%	196	8	2350.00%	250	20	1150.00%
<b>Preliminary Part 1 Crime Totals:</b>		55	62	-11.29%	196	8	2350.00%	257	26	888.46%
<b>Current 7 Day Period:</b>		9/11/2022 - 9/17/2022			<b>Prior 7 Day Period:</b>		9/4/2022 - 9/10/2022			
<b>Current 28 Day Period:</b>		8/21/2022 - 9/17/2022			<b>Prior 28 Day Period:</b>		7/24/2022 - 8/20/2022			
<b>Current YTD Day Period:</b>		1/1/2022 - 9/17/2022			<b>Prior YTD Period:</b>		1/1/2021 - 9/17/2021			

Prepared by SPD Crime Analysis Office - Monday, September 19, 2022

**NOTE:** SPD moved from UCR to the NIBRS reporting standard on 10/4/16 following the transition to a new RMS System. [Numbers on CompStat reports prior to this date should not be used as a comparison to those on this report.](#) Additional info on these reporting standards can be found on the FBI website: <https://ucr.fbi.gov/nibrs-overview>

This chart represents Preliminary counts of selected crime categories from Police Case Reports. Full statistical analysis to determine the confidence level of this data has not been performed. The % change columns on the preliminary counts differ from the percentage change on the NIBRS crime report, sometimes significantly. The CompStat report is designed for operational use and includes only selected NIBRS categories and coding less complex than full NIBRS rules. Official statistics for these and other NIBRS categories can be found on WASPC & FBI websites once available.

Sunday - Saturday

9/11/2022 TO 9/17/2022

Other Jurisdiction/Unk District



<u>A/C</u>	<u>Offense Statute</u>	<u>Address</u>	<u>Reported Date</u>	<u>Dist</u>
C	BURGLARY 2D GARAGE		9/13/2022	
C	BURGLARY 2D GARAGE		9/15/2022	
C	BURGLARY 2D GARAGE		9/16/2022	
C	THEFT 1D ALL OTHER		9/14/2022	
C	THEFT 2D ALL OTHER		9/14/2022	
C	THEFT 2D FROM BUILDING		9/12/2022	
C	THEFT 2D FROM BUILDING		9/14/2022	
C	THEFT 2D FROM MOTOR VEHICLE		9/11/2022	
C	THEFT 2D FROM MOTOR VEHICLE		9/12/2022	
C	THEFT 2D FROM MOTOR VEHICLE		9/12/2022	
C	THEFT 2D FROM MOTOR VEHICLE		9/14/2022	
C	THEFT 2D FROM MOTOR VEHICLE		9/17/2022	
C	THEFT 2D SHOPLIFTING		9/11/2022	
C	THEFT 2D VEHICLE PARTS AND ACCESSORIES		9/14/2022	
C	THEFT 3D ALL OTHER		9/11/2022	
C	THEFT 3D ALL OTHER		9/12/2022	
C	THEFT 3D ALL OTHER		9/12/2022	
C	THEFT 3D ALL OTHER		9/12/2022	
C	THEFT 3D ALL OTHER		9/14/2022	
C	THEFT 3D ALL OTHER		9/16/2022	
C	THEFT 3D FROM BUILDING		9/15/2022	
C	THEFT 3D FROM BUILDING		9/16/2022	
C	THEFT 3D FROM BUILDING		9/17/2022	
C	THEFT 3D FROM MOTOR VEHICLE		9/11/2022	
C	THEFT 3D FROM MOTOR VEHICLE		9/11/2022	
C	THEFT 3D FROM MOTOR VEHICLE		9/12/2022	
C	THEFT 3D FROM MOTOR VEHICLE		9/11/2022	
C	THEFT 3D FROM MOTOR VEHICLE		9/12/2022	
C	THEFT 3D FROM MOTOR VEHICLE		9/13/2022	
C	THEFT 3D FROM MOTOR VEHICLE		9/14/2022	
C	THEFT 3D FROM MOTOR VEHICLE		9/14/2022	
C	THEFT 3D FROM MOTOR VEHICLE		9/13/2022	
C	THEFT 3D FROM MOTOR VEHICLE		9/13/2022	
C	THEFT 3D FROM MOTOR VEHICLE		9/14/2022	
C	THEFT 3D FROM MOTOR VEHICLE		9/15/2022	
C	THEFT 3D FROM MOTOR VEHICLE		9/12/2022	
C	THEFT 3D FROM MOTOR VEHICLE		9/15/2022	
C	THEFT 3D FROM MOTOR VEHICLE		9/14/2022	

For protection of victim privacy, the entire address on sexual assault crimes has been redacted.

<b>A/C</b>	<b>Offense Statute</b>	<b>Address</b>	<b>Reported Date</b>	<b>Dist</b>
C	THEFT 3D FROM MOTOR VEHICLE		9/17/2022	
C	THEFT 3D SHOPLIFTING		9/12/2022	
C	THEFT 3D SHOPLIFTING		9/15/2022	
C	THEFT 3D SHOPLIFTING		9/14/2022	
C	THEFT 3D SHOPLIFTING		9/14/2022	
C	THEFT 3D SHOPLIFTING		9/13/2022	
C	THEFT 3D SHOPLIFTING		9/16/2022	
C	THEFT 3D SHOPLIFTING		9/16/2022	
C	THEFT 3D SHOPLIFTING		9/16/2022	
C	THEFT 3D SHOPLIFTING		9/16/2022	
C	THEFT 3D SHOPLIFTING		9/16/2022	
C	THEFT 3D SHOPLIFTING		9/16/2022	
C	THEFT 3D SHOPLIFTING		9/16/2022	
C	THEFT 3D VEHICLE PARTS AND ACCESSORIES		9/13/2022	
C	THEFT 3D VEHICLE PARTS AND ACCESSORIES		9/13/2022	
C	THEFT 3D VEHICLE PARTS AND ACCESSORIES		9/14/2022	