

SPOKANE POLICE DEPARTMENT

PRELIMINARY CITYWIDE **IBR** CRIME REPORT



Preliminary IBR Counts

CHIEF OF POLICE

Craig Meidl

Period Ending: Saturday, July 30, 2022

NIBRS Categories (Part 1 Selected)		7 Day Comparison			28 Day Comparison			YTD Comparison		
		Current	Prior	Percent	Current	Prior	Percent	Current	Prior	Percent
Violent	Criminal Homicide	0	1	-100.00%	2	2	0.00%	8	6	33.33%
	Rape	3	3	0.00%	13	24	-45.83%	135	159	-15.09%
	Robbery - Commercial	2	2	0.00%	11	4	175.00%	68	33	106.06%
	Robbery - Person	5	6	-16.67%	19	28	-32.14%	126	118	6.78%
	Aggravated Assault - Non DV	10	9	11.11%	35	49	-28.57%	309	298	3.69%
	Aggravated Assault - DV	5	7	-28.57%	32	27	18.52%	202	213	-5.16%
Violent Total:		25	28	-10.71%	112	134	-16.42%	848	827	2.54%
Property	Burglary - Residential	15	17	-11.76%	53	69	-23.19%	451	419	7.64%
	Burglary Garage	7	8	-12.50%	32	34	-5.88%	215	247	-12.96%
	Burglary Commercial	8	11	-27.27%	43	62	-30.65%	382	246	55.28%
	Larceny	87	184	-52.72%	619	712	-13.06%	5851	4643	26.02%
	Vehicle Theft	39	35	11.43%	151	128	17.97%	980	565	73.45%
	Arson	0	1	-100.00%	3	3	0.00%	39	66	-40.91%
Property Total:		156	256	-39.06%	901	1008	-10.62%	7918	6186	28.00%
Preliminary Part 1 Crime Totals:		181	284	-36.27%	1013	1142	-11.30%	8766	7013	25.00%
Current 7 Day Period:		7/24/2022 - 7/30/2022			Prior 7 Day Period:		7/17/2022 - 7/23/2022			
Current 28 Day Period:		7/3/2022 - 7/30/2022			Prior 28 Day Period:		6/5/2022 - 7/2/2022			
Current YTD Day Period:		1/1/2022 - 7/30/2022			Prior YTD Period:		1/1/2021 - 7/30/2021			

Prepared by SPD Crime Analysis Office - Monday, August 1, 2022

NOTE: SPD moved from UCR to the NIBRS reporting standard on 10/4/16 following the transition to a new RMS System. [Numbers on CompStat reports prior to this date should not be used as a comparison to those on this report.](#) Additional info on these reporting standards can be found on the FBI website: <https://ucr.fbi.gov/nibrs-overview>

This chart represents Preliminary counts of selected crime categories from Police Case Reports. Full statistical analysis to determine the confidence level of this data has not been performed. The % change columns on the preliminary counts differ from the percentage change on the NIBRS crime report, sometimes significantly. The CompStat report is designed for operational use and includes only selected NIBRS categories and coding less complex than full NIBRS rules. Official statistics for these and other NIBRS categories can be found on WASPC & FBI websites once available.



SPOKANE POLICE DEPARTMENT



NORTH **Police Service Area**

PSA Commander

Captain Mark Griffiths

Northwest District (P1)

Central District (P2)

Neva-Wood District (P3)

Northeast District (P4)



POLICE SUMMARY - Ending: Saturday, July 30, 2022

NORTH PRECINCT (P1, P2, P3, and P4)



Preliminary IBR Counts

NIBRS Categories (Part 1 Selected)		7 Day Comparison			28 Day Comparison			YTD Comparison		
		Current	Prior	Percent	Current	Prior	Percent	Current	Prior	Percent
Violent	Criminal Homicide	0	0		1	1	0.00%	4	3	33.33%
	Rape	0	1	-100.00%	7	15	-53.33%	70	94	-25.53%
	Robbery - Commercial	1	1	0.00%	5	3	66.67%	49	21	133.33%
	Robbery - Person	4	1	300.00%	6	14	-57.14%	68	67	1.49%
	Aggravated Assault - Non DV	5	4	25.00%	16	29	-44.83%	169	144	17.36%
	Aggravated Assault - DV	2	5	-60.00%	23	17	35.29%	127	131	-3.05%
Violent Total:		12	12	0.00%	58	79	-26.58%	487	460	5.87%
Property	Burglary - Residential	6	12	-50.00%	31	42	-26.19%	284	272	4.41%
	Burglary Garage	5	3	66.67%	17	20	-15.00%	125	158	-20.89%
	Burglary Commercial	4	3	33.33%	18	29	-37.93%	199	118	68.64%
	Larceny	53	106	-50.00%	352	383	-8.09%	3203	2869	11.64%
	Vehicle Theft	23	20	15.00%	92	78	17.95%	587	339	73.16%
	Arson	0	1	-100.00%	3	2	50.00%	25	39	-35.90%
Property Total:		91	145	-37.24%	513	554	-7.40%	4423	3795	16.55%
Preliminary Part 1 Crime Totals:		103	157	-34.39%	571	633	-9.79%	4910	4255	15.39%
Current 7 Day Period:		7/24/2022 - 7/30/2022			Prior 7 Day Period:		7/17/2022 - 7/23/2022			
Current 28 Day Period:		7/3/2022 - 7/30/2022			Prior 28 Day Period:		6/5/2022 - 7/2/2022			
Current YTD Day Period:		1/1/2022 - 7/30/2022			Prior YTD Period:		1/1/2021 - 7/30/2021			

Prepared by SPD Crime Analysis Office - Monday, August 1, 2022

NOTE: SPD moved from UCR to the NIBRS reporting standard on 10/4/16 following the transition to a new RMS System. [Numbers on CompStat reports prior to this date should not be used as a comparison to those on this report.](#) Additional info on these reporting standards can be found on the FBI website: <https://ucr.fbi.gov/nibrs-overview>

This chart represents Preliminary counts of selected crime categories from Police Case Reports. Full statistical analysis to determine the confidence level of this data has not been performed. The % change columns on the preliminary counts differ from the percentage change on the NIBRS crime report, sometimes significantly. The CompStat report is designed for operational use and includes only selected NIBRS categories and coding less complex than full NIBRS rules. Official statistics for these and other NIBRS categories can be found on WASPC & FBI websites once available.



POLICE SUMMARY - Ending: Saturday, July 30, 2022

NW - Northwest District (P1)



Preliminary IBR Counts

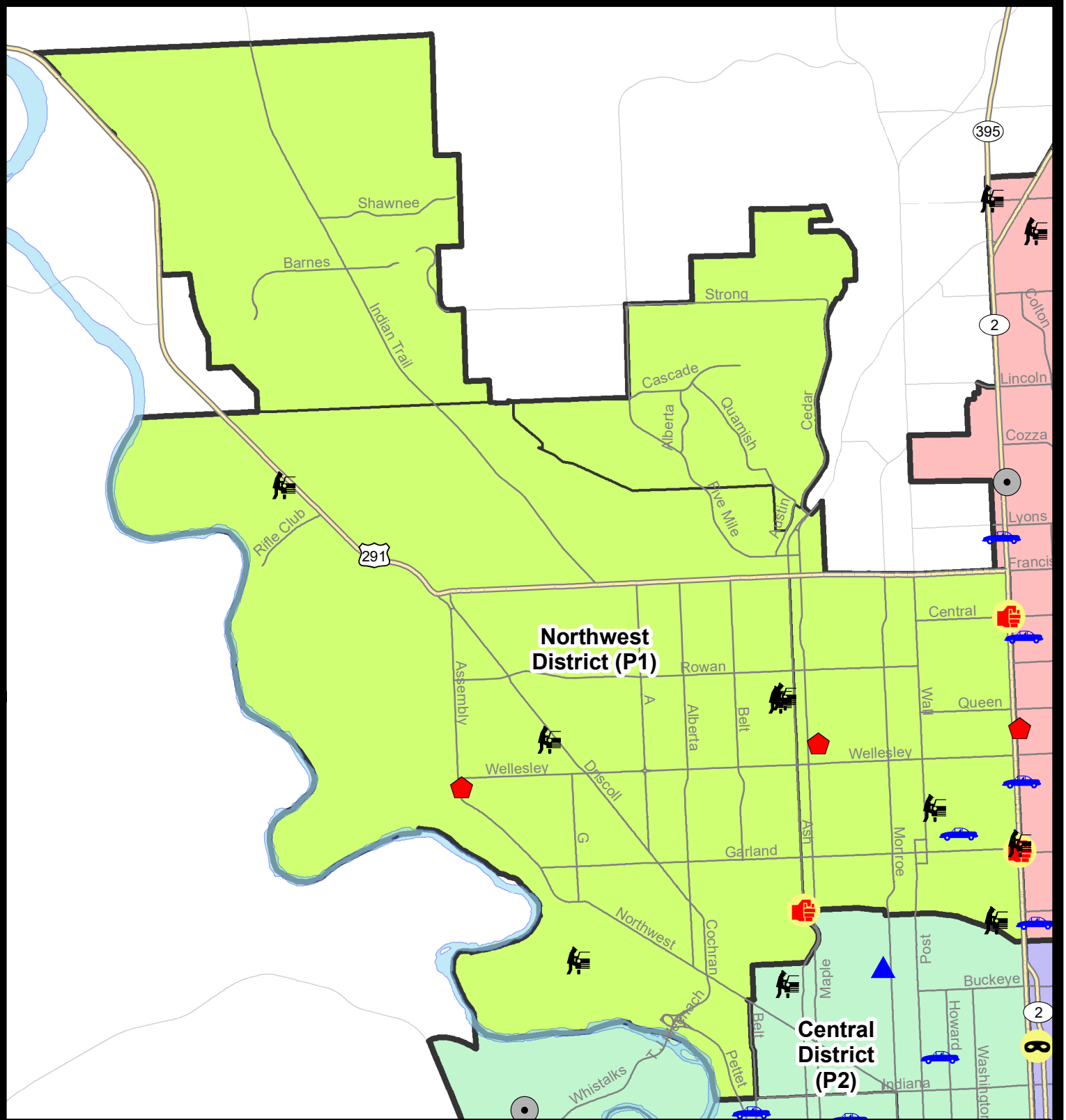
NIBRS Categories (Part 1 Selected)		7 Day Comparison			28 Day Comparison			YTD Comparison		
		Current	Prior	Percent	Current	Prior	Percent	Current	Prior	Percent
Violent	Criminal Homicide	0	0		1	0		2	1	100.00%
	Rape	0	1	-100.00%	3	6	-50.00%	20	21	-4.76%
	Robbery - Commercial	0	0		1	0		6	5	20.00%
	Robbery - Person	0	0		0	1	-100.00%	10	13	-23.08%
	Aggravated Assault - Non DV	0	0		1	7	-85.71%	33	24	37.50%
	Aggravated Assault - DV	0	0		5	6	-16.67%	32	26	23.08%
Violent Total:		0	1	-100.00%	11	20	-45.00%	103	90	14.44%
Property	Burglary - Residential	2	4	-50.00%	9	12	-25.00%	69	61	13.11%
	Burglary Garage	0	1	-100.00%	2	8	-75.00%	28	55	-49.09%
	Burglary Commercial	0	0		0	4	-100.00%	20	14	42.86%
	Larceny	13	18	-27.78%	71	80	-11.25%	541	615	-12.03%
	Vehicle Theft	1	3	-66.67%	9	16	-43.75%	85	66	28.79%
	Arson	0	0		1	0		5	10	-50.00%
Property Total:		16	26	-38.46%	92	120	-23.33%	748	821	-8.89%
Preliminary Part 1 Crime Totals:		16	27	-40.74%	103	140	-26.43%	851	911	-6.59%
Current 7 Day Period:		7/24/2022 - 7/30/2022			Prior 7 Day Period:		7/17/2022 - 7/23/2022			
Current 28 Day Period:		7/3/2022 - 7/30/2022			Prior 28 Day Period:		6/5/2022 - 7/2/2022			
Current YTD Day Period:		1/1/2022 - 7/30/2022			Prior YTD Period:		1/1/2021 - 7/30/2021			

Prepared by SPD Crime Analysis Office - Monday, August 1, 2022

NOTE: SPD moved from UCR to the NIBRS reporting standard on 10/4/16 following the transition to a new RMS System. [Numbers on CompStat reports prior to this date should not be used as a comparison to those on this report.](#) Additional info on these reporting standards can be found on the FBI website: <https://ucr.fbi.gov/nibrs-overview>

This chart represents Preliminary counts of selected crime categories from Police Case Reports. Full statistical analysis to determine the confidence level of this data has not been performed. The % change columns on the preliminary counts differ from the percentage change on the NIBRS crime report, sometimes significantly. The CompStat report is designed for operational use and includes only selected NIBRS categories and coding less complex than full NIBRS rules. Official statistics for these and other NIBRS categories can be found on WASPC & FBI websites once available.





City of Spokane Northwest District (P1)

Selected Crime Codes

2022-07-24 to 2022-07-30

Prepared By:
Crime Analysis Unit
Spokane Police Department

Legend

NIBRS Events



Criminal Homicide



Rape



Robbery Commercial



Robbery Person



Aggravated Assault



Burglary Residential



Burglary Garage



Burglary Commercial



Vehicle Prowling



Vehicle Theft



Arson



Cases Represent LERMS Crime Codes
Points may indicate multiple events
Note: Veh Prowl is only Larceny displayed

For Additional Information on
Incidents pertaining to an
Area, Trend, or Pattern
Contact Information Analysis

0 0.25 0.5 1 Miles



THIS IS NOT A LEGAL DOCUMENT:
The information shown on this map is compiled
from various sources and is subject to constant
revision. Information shown on this map should
not be used to determine the location of facilities
in relationship to property lines, section lines,
streets, etc.

Sunday - Saturday

NW - Northwest District (P1)

7/24/2022 TO 7/30/2022



<u>A/C</u>	<u>Offense Statute</u>	<u>Address</u>	<u>Reported Date</u>	<u>Dist</u>
<u>SPA1NH</u>				
A	RESIDENTIAL BURGLARY	4800 N WALNUT ST	7/25/2022	P1
C	THEFT 2D ALL OTHER	6000 N POST ST	7/25/2022	P1
C	THEFT 2D FROM MOTOR VEHICLE	4200 N HOWARD ST	7/24/2022	P1
C	THEFT 2D FROM MOTOR VEHICLE	100 W GRAY CT	7/28/2022	P1
C	THEFT 3D VEHICLE PARTS AND ACCESSORIES	4700 N DIVISION ST	7/24/2022	
C	THEFT 3D VEHICLE PARTS AND ACCESSORIES	5500 N WALL ST	7/26/2022	
C	THEFT OF A FIREARM FROM MOTOR VEHICLE	100 W GRAY CT	7/28/2022	P1
C	THEFT OF MOTOR VEHICLE	4000 N WASHINGTON ST	7/29/2022	P1
<u>SPA1NW</u>				
C	RESIDENTIAL BURGLARY	4600 N ASSEMBLY ST	7/27/2022	P1
C	THEFT 2D ALL OTHER	2500 W WELLESLEY AVE	7/26/2022	
C	THEFT 2D FROM MOTOR VEHICLE	7200 N OLD FORT CT	7/25/2022	P1
C	THEFT 2D FROM MOTOR VEHICLE	W EUCLID AVE / N SHERIDAN CT	7/24/2022	
C	THEFT 3D FROM BUILDING	4600 N ASSEMBLY ST	7/27/2022	P1
C	THEFT 3D FROM MOTOR VEHICLE	3600 W OLYMPIC PL	7/25/2022	P1
A	THEFT 3D FROM MOTOR VEHICLE	5200 N OAK ST	7/25/2022	P1
C	THEFT 3D FROM MOTOR VEHICLE	5200 N OAK ST	7/27/2022	

POLICE SUMMARY - Ending: Saturday, July 30, 2022



NW - North Central District (P2)

Preliminary IBR Counts

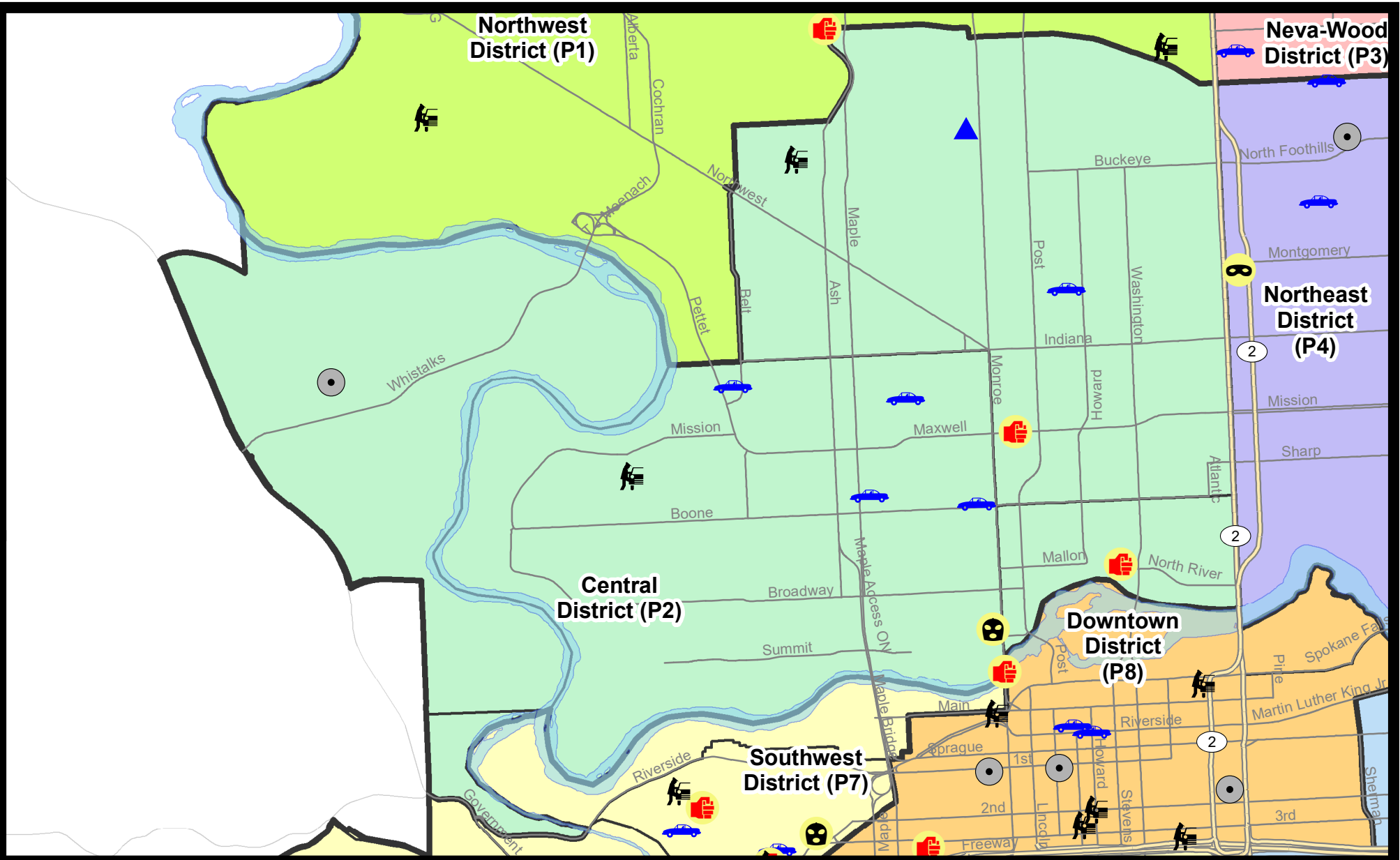
NIBRS Categories (Part 1 Selected)		7 Day Comparison			28 Day Comparison			YTD Comparison		
		Current	Prior	Percent	Current	Prior	Percent	Current	Prior	Percent
Violent	Criminal Homicide	0	0		0	0		1	0	
	Rape	0	0		1	3	-66.67%	18	24	-25.00%
	Robbery - Commercial	1	0		1	1	0.00%	9	1	800.00%
	Robbery - Person	1	0		1	4	-75.00%	16	17	-5.88%
	Aggravated Assault - Non DV	2	2	0.00%	4	9	-55.56%	47	32	46.88%
	Aggravated Assault - DV	1	1	0.00%	5	6	-16.67%	30	35	-14.29%
Violent Total:		5	3	66.67%	12	23	-47.83%	121	109	11.01%
Property	Burglary - Residential	0	3	-100.00%	5	11	-54.55%	61	74	-17.57%
	Burglary Garage	1	1	0.00%	9	3	200.00%	33	30	10.00%
	Burglary Commercial	1	2	-50.00%	6	10	-40.00%	43	23	86.96%
	Larceny	8	23	-65.22%	69	63	9.52%	635	548	15.88%
	Vehicle Theft	5	5	0.00%	24	17	41.18%	132	86	53.49%
	Arson	0	1	-100.00%	1	0		8	11	-27.27%
Property Total:		15	35	-57.14%	114	104	9.62%	912	772	18.13%
Preliminary Part 1 Crime Totals:		20	38	-47.37%	126	127	-0.79%	1033	881	17.25%
Current 7 Day Period:		7/24/2022 - 7/30/2022			Prior 7 Day Period:		7/17/2022 - 7/23/2022			
Current 28 Day Period:		7/3/2022 - 7/30/2022			Prior 28 Day Period:		6/5/2022 - 7/2/2022			
Current YTD Day Period:		1/1/2022 - 7/30/2022			Prior YTD Period:		1/1/2021 - 7/30/2021			

Prepared by SPD Crime Analysis Office - Monday, August 1, 2022

NOTE: SPD moved from UCR to the NIBRS reporting standard on 10/4/16 following the transition to a new RMS System. [Numbers on CompStat reports prior to this date should not be used as a comparison to those on this report.](#) Additional info on these reporting standards can be found on the FBI website: <https://ucr.fbi.gov/nibrs-overview>

This chart represents Preliminary counts of selected crime categories from Police Case Reports. Full statistical analysis to determine the confidence level of this data has not been performed. The % change columns on the preliminary counts differ from the percentage change on the NIBRS crime report, sometimes significantly. The CompStat report is designed for operational use and includes only selected NIBRS categories and coding less complex than full NIBRS rules. Official statistics for these and other NIBRS categories can be found on WASPC & FBI websites once available.





City of Spokane
Central District (P2)
Selected
Crime Types
2022-07-24 to 2022-07-30
 Prepared By:
Crime Analysis Unit
Spokane Police Department

Legend


NIBRS Events

- | | | | |
|-------------------|--------------------|----------------------|---------------------|
| Criminal Homicide | Robbery Commercial | Aggravated Assault | Burglary Commercial |
| Rape | Robbery Person | Burglary Residential | Vehicle Prowling |
| | | Burglary Garage | Vehicle Theft |
| | | Arson | |

*Cases Represent LERMS Crime Codes
 Points may indicate multiple events
 Note: Veh Prowl is only Larceny category displayed*



*For Additional Information on Incidents
 pertaining to an Area, Trend, or Pattern
 Contact Information Analysis*



THIS IS NOT A LEGAL DOCUMENT:
The information shown on this map is compiled from various sources and is subject to constant revision. Information shown on this map should not be used to determine the location of facilities in relationship to property lines, section lines, streets, etc.

Sunday - Saturday

NW - Central District (P2)

7/24/2022 TO 7/30/2022



<u>A/C</u>	<u>Offense Statute</u>	<u>Address</u>	<u>Reported Date</u>	<u>Dist</u>
<u>SPA2EG</u>				
C	ASSAULT 2D	N ASH ST / W COURTLAND AVE	7/30/2022	P1
A	BURGLARY 2D FENCED AREA	2300 N MONROE ST	7/25/2022	P1
A	BURGLARY 2D GARAGE	1000 W FAIRVIEW AVE	7/24/2022	P2
C	THEFT 3D ALL OTHER	100 W EUCLID AVE	7/24/2022	P2
A	THEFT 3D FROM MOTOR VEHICLE	1800 W GRACE AVE	7/28/2022	P2
C	THEFT OF MOTOR VEHICLE	600 W MANSFIELD AVE	7/27/2022	P1
C	VEHICULAR ASSAULT	W MAXWELL AVE / N LINCOLN ST	7/27/2022	P2
<u>SPA2RS</u>				
C	ASSAULT 2D	800 N WASHINGTON ST	7/24/2022	P2
C	ROBBERY 1D PERSON	800 N WASHINGTON ST	7/24/2022	P2
<u>SPA2WC</u>				
C	ROBBERY 1D COMMERCIAL	1000 W SUMMIT PKWY	7/24/2022	P1
C	THEFT 2D FROM BUILDING	700 N MONROE ST	7/26/2022	P2
C	THEFT 3D CITY ALL OTHER	1000 W BOONE AVE	7/24/2022	P8
C	THEFT 3D SHOPLIFTING	1000 W SUMMIT PKWY	7/26/2022	P2
C	THEFT 3D VEHICLE PARTS AND ACCESSORIES	700 N MONROE ST	7/25/2022	P2
C	THEFT OF A FIREARM FROM MOTOR VEHICLE	2600 W SINTO AVE	7/29/2022	P2
A	THEFT OF MOTOR VEHICLE	1000 W BOONE AVE	7/24/2022	P1
C	THEFT OF MOTOR VEHICLE	1300 W AUGUSTA AVE	7/26/2022	P1
C	THEFT OF MOTOR VEHICLE	1500 W SHARP AVE	7/28/2022	P1
C	THEFT OF MOTOR VEHICLE	1700 N PETTET DR	7/29/2022	P1
<u>SPA2WH</u>				
C	BURGLARY 2D COMMERCIAL	3400 W WHISTALKS WAY	7/24/2022	P1

POLICE SUMMARY - Ending: Saturday, July 30, 2022



NE - Neva-Wood District (P3)

Preliminary IBR Counts

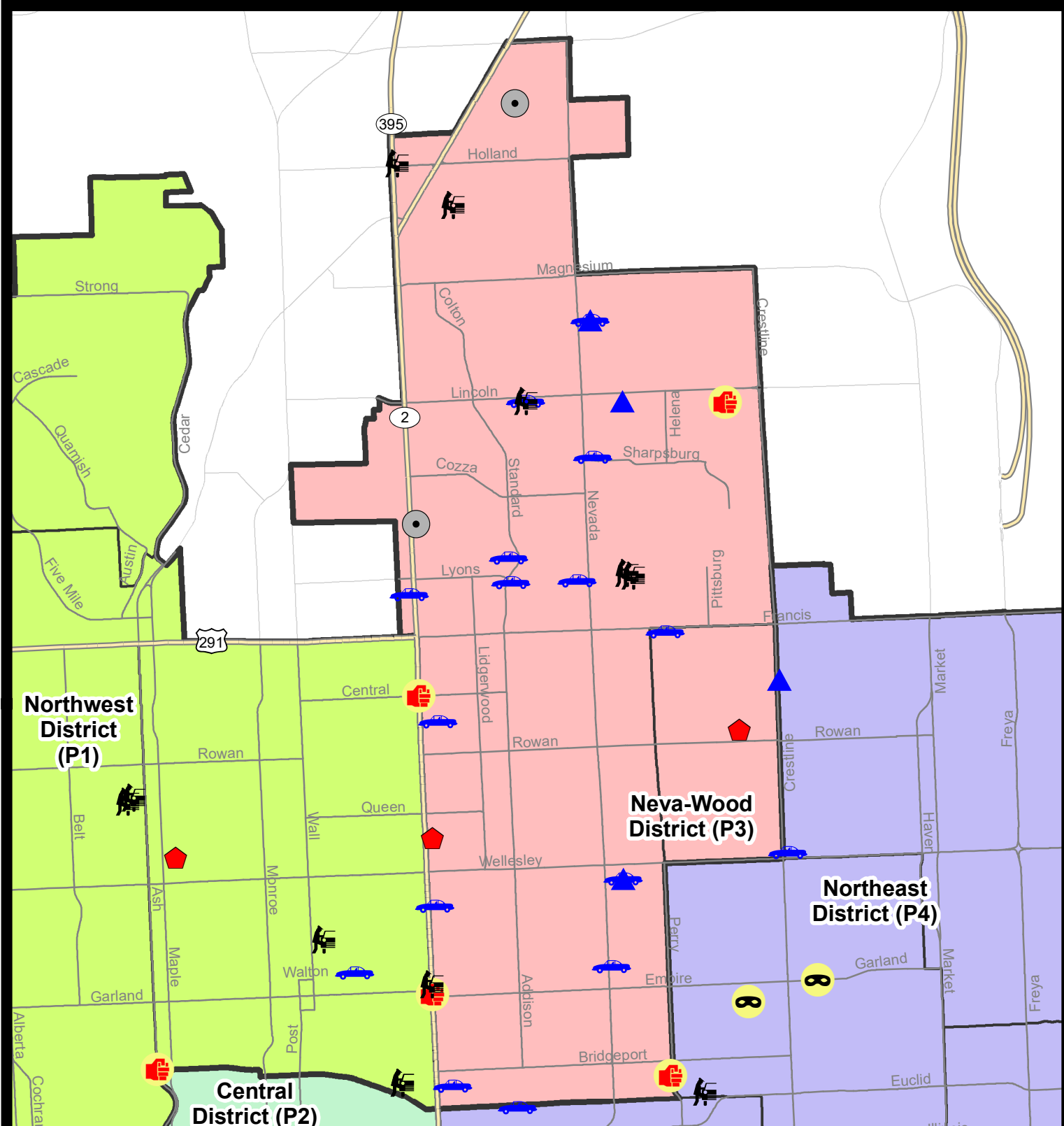
NIBRS Categories (Part 1 Selected)		7 Day Comparison			28 Day Comparison			YTD Comparison		
		Current	Prior	Percent	Current	Prior	Percent	Current	Prior	Percent
Violent	Criminal Homicide	0	0		0	1	-100.00%	1	2	-50.00%
	Rape	0	0		2	4	-50.00%	17	27	-37.04%
	Robbery - Commercial	0	0		1	2	-50.00%	25	10	150.00%
	Robbery - Person	0	1	-100.00%	1	6	-83.33%	26	17	52.94%
	Aggravated Assault - Non DV	3	0		4	3	33.33%	35	46	-23.91%
	Aggravated Assault - DV	1	2	-50.00%	9	1	800.00%	28	38	-26.32%
Violent Total:		4	3	33.33%	17	17	0.00%	132	140	-5.71%
Property	Burglary - Residential	3	1	200.00%	4	12	-66.67%	77	60	28.33%
	Burglary Garage	3	1	200.00%	5	7	-28.57%	40	41	-2.44%
	Burglary Commercial	2	1	100.00%	8	9	-11.11%	59	47	25.53%
	Larceny	23	43	-46.51%	147	178	-17.42%	1434	1070	34.02%
	Vehicle Theft	13	4	225.00%	41	20	105.00%	207	82	152.44%
	Arson	0	0		1	0		6	7	-14.29%
Property Total:		44	50	-12.00%	206	226	-8.85%	1823	1307	39.48%
Preliminary Part 1 Crime Totals:		48	53	-9.43%	223	243	-8.23%	1955	1447	35.11%
Current 7 Day Period:		7/24/2022 - 7/30/2022			Prior 7 Day Period:		7/17/2022 - 7/23/2022			
Current 28 Day Period:		7/3/2022 - 7/30/2022			Prior 28 Day Period:		6/5/2022 - 7/2/2022			
Current YTD Day Period:		1/1/2022 - 7/30/2022			Prior YTD Period:		1/1/2021 - 7/30/2021			

Prepared by SPD Crime Analysis Office - Monday, August 1, 2022

NOTE: SPD moved from UCR to the NIBRS reporting standard on 10/4/16 following the transition to a new RMS System. [Numbers on CompStat reports prior to this date should not be used as a comparison to those on this report.](#) Additional info on these reporting standards can be found on the FBI website: <https://ucr.fbi.gov/nibrs-overview>

This chart represents Preliminary counts of selected crime categories from Police Case Reports. Full statistical analysis to determine the confidence level of this data has not been performed. The % change columns on the preliminary counts differ from the percentage change on the NIBRS crime report, sometimes significantly. The CompStat report is designed for operational use and includes only selected NIBRS categories and coding less complex than full NIBRS rules. Official statistics for these and other NIBRS categories can be found on WASPC & FBI websites once available.





City of Spokane
Neva-Wood District (P3)
Selected Crime Codes
2022-07-24 to 2022-07-30
 Prepared By:
 Crime Analysis Unit
 Spokane Police Department

Legend

NIBRS Events

Criminal Homicide	Robbery Person	Burglary Commercial
Rape	Aggravated Assault	Vehicle Prowling
Robbery Commercial	Burglary Residential	Vehicle Theft
	Burglary Garage	Arson

For Additional Information on Incidents pertaining to an Area, Trend, or Pattern Contact Information Analysis

*Cases Represent LERMS Crime Codes
 Points may indicate multiple events
 Note: Veh Prowl is only Larceny displayed*

0 0.2 0.4 0.8 Miles

THIS IS NOT A LEGAL DOCUMENT:
 The information shown on this map is compiled from various sources and is subject to constant revision. Information shown on this map should not be used to determine the location of facilities in relationship to property lines, section lines, streets, etc.

Sunday - Saturday

NE - Neva-Wood District (P3)

7/24/2022 TO 7/30/2022



<u>A/C</u>	<u>Offense Statute</u>	<u>Address</u>	<u>Reported Date</u>	<u>Dist</u>
SPB3NL				
C	ASSAULT 2D	1700 E LINCOLN RD	7/26/2022	P4
C	ASSAULT 3D WEAPON OR NEGLIGENT INJURY	N DIVISION ST / E CENTRAL AVE	7/24/2022	P2
C	BURGLARY 1D FROM RESIDENCE	1700 E LINCOLN RD	7/26/2022	P4
C	BURGLARY 2D COMMERCIAL	9700 N NEWPORT HWY	7/25/2022	P3
C	BURGLARY 2D COMMERCIAL	7000 N DIVISION ST	7/28/2022	P3
C	BURGLARY 2D GARAGE	1100 E HOFFMAN AVE	7/27/2022	P4
C	BURGLARY 2D GARAGE	7800 N MORTON ST	7/24/2022	
C	BURGLARY 2D GARAGE	8400 N NEVADA ST	7/25/2022	
C	HARASSMENT FELONY WEAPON INVOLVED	1300 E LIBERTY AVE	7/26/2022	P4
C	RESIDENTIAL BURGLARY	4700 N DIVISION ST	7/24/2022	P2
C	THEFT 2D ALL OTHER	4700 N DIVISION ST	7/24/2022	P3
C	THEFT 2D FROM MOTOR VEHICLE	1200 E LYONS AVE	7/25/2022	P3
C	THEFT 2D SHOPLIFTING	6600 N DIVISION ST	7/25/2022	
C	THEFT 3D ALL OTHER	400 E LIBERTY AVE	7/28/2022	P3
C	THEFT 3D CITY SHOPLIFTING	9600 N NEWPORT HWY	7/26/2022	P2
C	THEFT 3D FROM BUILDING	7800 N DAKOTA ST	7/25/2022	P4
C	THEFT 3D FROM BUILDING	7600 N DAKOTA ST	7/26/2022	P3
C	THEFT 3D FROM BUILDING	8400 N NEVADA ST	7/25/2022	
C	THEFT 3D FROM BUILDING	500 E ROCKWELL AVE	7/26/2022	
C	THEFT 3D FROM MOTOR VEHICLE	9200 N COLTON ST	7/24/2022	
C	THEFT 3D FROM MOTOR VEHICLE	9500 N DIVISION ST	7/24/2022	
C	THEFT 3D FROM MOTOR VEHICLE	N DIVISION ST / E GARLAND AVE	7/25/2022	
C	THEFT 3D SHOPLIFTING	9200 N COLTON ST	7/24/2022	P3
C	THEFT 3D SHOPLIFTING	9100 N NEWPORT HWY	7/24/2022	
C	THEFT 3D SHOPLIFTING	5500 N DIVISION ST	7/24/2022	
C	THEFT 3D SHOPLIFTING	9100 N NEWPORT HWY	7/24/2022	
C	THEFT 3D SHOPLIFTING	4700 N DIVISION ST	7/24/2022	
C	THEFT 3D SHOPLIFTING	7700 N DIVISION ST	7/26/2022	
C	THEFT 3D SHOPLIFTING	5500 N DIVISION ST	7/26/2022	
C	THEFT 3D SHOPLIFTING	5500 N DIVISION ST	7/26/2022	
C	THEFT 3D VEHICLE PARTS AND ACCESSORIES	700 E BEACON AVE	7/26/2022	P3
C	THEFT OF A FIREARM FROM MOTOR VEHICLE	7800 N DAKOTA ST	7/25/2022	P4
C	THEFT OF A FIREARM FROM MOTOR VEHICLE	1200 E LYONS AVE	7/25/2022	P3
C	THEFT OF MOTOR VEHICLE	7800 N DAKOTA ST	7/25/2022	P4
C	THEFT OF MOTOR VEHICLE	1000 E WALTON AVE	7/25/2022	P3
C	THEFT OF MOTOR VEHICLE	1000 E SHARPSBURG AVE	7/26/2022	P4
C	THEFT OF MOTOR VEHICLE	0 E LIBERTY AVE	7/26/2022	P3
C	THEFT OF MOTOR VEHICLE	6600 N ADDISON ST	7/26/2022	P4

For protection of victim privacy, the entire address on sexual assault crimes has been redacted.

A/C	Offense Statute	Address	Reported Date	Dist
C	THEFT OF MOTOR VEHICLE	6500 N DIVISION ST	7/26/2022	P2
C	THEFT OF MOTOR VEHICLE	8400 N NEVADA ST	7/26/2022	P3
C	THEFT OF MOTOR VEHICLE	1100 E HOFFMAN AVE	7/27/2022	P4
C	THEFT OF MOTOR VEHICLE	5700 N DIVISION ST	7/27/2022	P4
C	THEFT OF MOTOR VEHICLE	900 E HOLYOKE AVE	7/28/2022	P4
C	THEFT OF MOTOR VEHICLE	4400 N DIVISION ST	7/28/2022	P4
C	THEFT OF MOTOR VEHICLE	6800 N WISCOMB ST	7/30/2022	P4
C	VEHICULAR ASSAULT	N DIVISION ST / E EMPIRE AVE	7/27/2022	P3
<u>SPB3WH</u>				
C	RESIDENTIAL BURGLARY	1800 E NEBRASKA AVE	7/24/2022	P4
C	THEFT OF MOTOR VEHICLE	1400 E FRANCIS AVE	7/25/2022	P4

POLICE SUMMARY - Ending: Saturday, July 30, 2022



NE - Northeast District (P4)

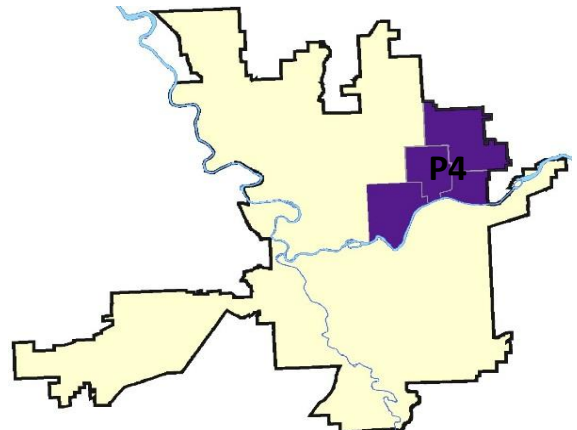
Preliminary IBR Counts

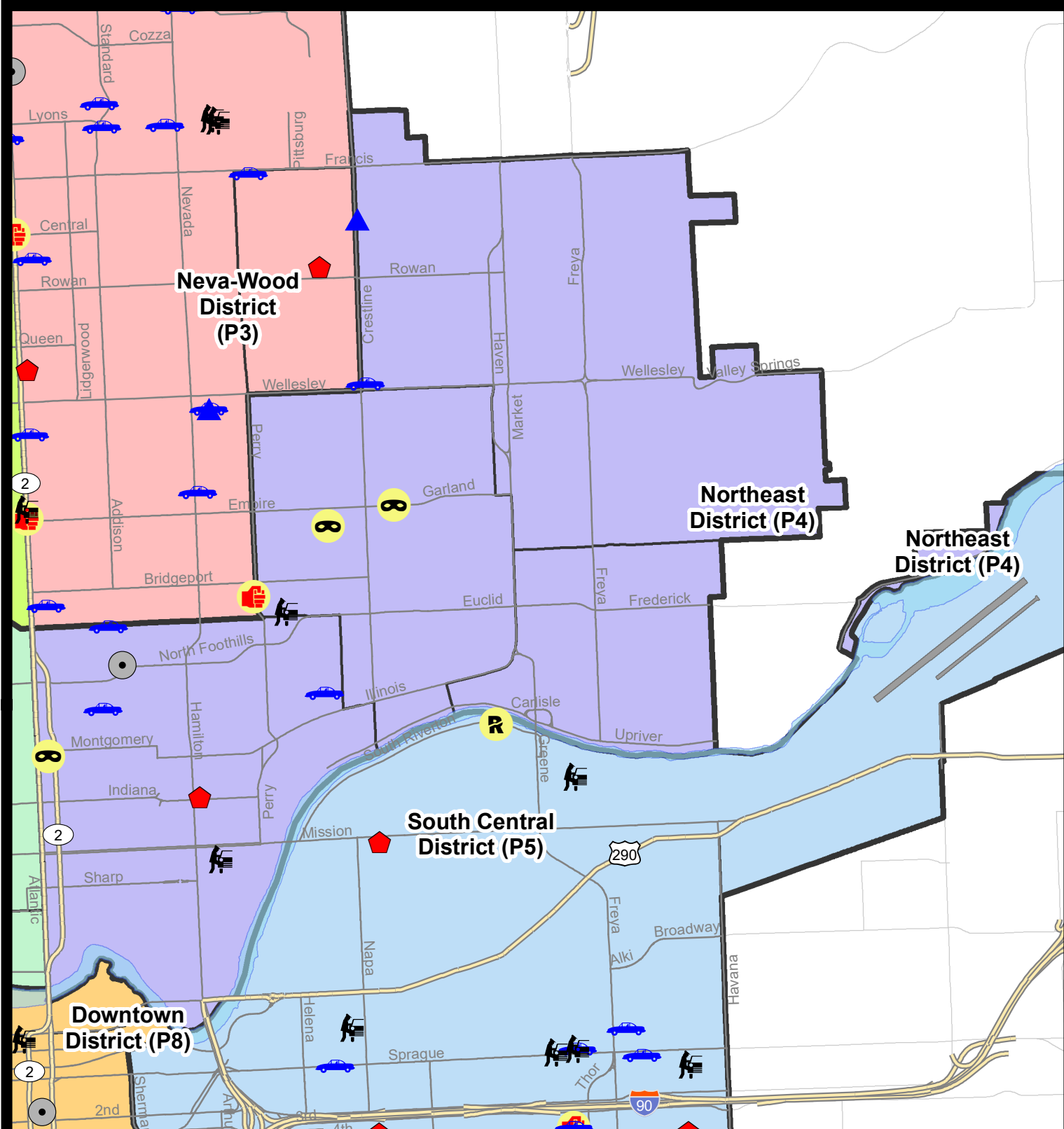
NIBRS Categories (Part 1 Selected)		7 Day Comparison			28 Day Comparison			YTD Comparison		
		Current	Prior	Percent	Current	Prior	Percent	Current	Prior	Percent
Violent	Criminal Homicide	0	0		0	0		0	0	
	Rape	0	0		1	2	-50.00%	15	22	-31.82%
	Robbery - Commercial	0	1	-100.00%	2	0		9	5	80.00%
	Robbery - Person	3	0		4	3	33.33%	16	20	-20.00%
	Aggravated Assault - Non DV	0	2	-100.00%	7	10	-30.00%	54	42	28.57%
	Aggravated Assault - DV	0	2	-100.00%	4	4	0.00%	37	32	15.63%
Violent Total:		3	5	-40.00%	18	19	-5.26%	131	121	8.26%
Property	Burglary - Residential	1	4	-75.00%	13	7	85.71%	77	77	0.00%
	Burglary Garage	1	0		1	2	-50.00%	24	32	-25.00%
	Burglary Commercial	1	0		4	6	-33.33%	77	34	126.47%
	Larceny	9	22	-59.09%	65	62	4.84%	593	636	-6.76%
	Vehicle Theft	4	8	-50.00%	18	25	-28.00%	163	105	55.24%
	Arson	0	0		0	2	-100.00%	6	11	-45.45%
Property Total:		16	34	-52.94%	101	104	-2.88%	940	895	5.03%
Preliminary Part 1 Crime Totals:		19	39	-51.28%	119	123	-3.25%	1071	1016	5.41%
Current 7 Day Period:		7/24/2022 - 7/30/2022			Prior 7 Day Period:		7/17/2022 - 7/23/2022			
Current 28 Day Period:		7/3/2022 - 7/30/2022			Prior 28 Day Period:		6/5/2022 - 7/2/2022			
Current YTD Day Period:		1/1/2022 - 7/30/2022			Prior YTD Period:		1/1/2021 - 7/30/2021			

Prepared by SPD Crime Analysis Office - Monday, August 1, 2022

NOTE: SPD moved from UCR to the NIBRS reporting standard on 10/4/16 following the transition to a new RMS System. [Numbers on CompStat reports prior to this date should not be used as a comparison to those on this report.](#) Additional info on these reporting standards can be found on the FBI website: <https://ucr.fbi.gov/nibrs-overview>

This chart represents Preliminary counts of selected crime categories from Police Case Reports. Full statistical analysis to determine the confidence level of this data has not been performed. The % change columns on the preliminary counts differ from the percentage change on the NIBRS crime report, sometimes significantly. The CompStat report is designed for operational use and includes only selected NIBRS categories and coding less complex than full NIBRS rules. Official statistics for these and other NIBRS categories can be found on WASPC & FBI websites once available.





City of Spokane

Northeast District (P4)

Selected Crime Codes

2022-07-24 to 2022-07-30

Prepared By:
Crime Analysis Unit
Spokane Police Department

Legend

NIBRS Events

*Cases Represent LERMS Crime Codes
Points may indicate multiple events
Note: Veh Prowl is only Larceny displayed*

0 0.2 0.4 0.8 Miles

THIS IS NOT A LEGAL DOCUMENT:
The information shown on this map is compiled from various sources and is subject to constant revision. Information shown on this map should not be used to determine the location of facilities in relationship to property lines, section lines, streets, etc.

For Additional Information on Incidents pertaining to an Area, Trend, or Pattern Contact Information Analysis

Sunday - Saturday

NE - Northeast District (P4)

7/24/2022 TO 7/30/2022



<u>A/C</u>	<u>Offense Statute</u>	<u>Address</u>	<u>Reported Date</u>	<u>Dist</u>
<u>SPB4BE</u>				
C	ROBBERY 1D CARJACKING	N STONE ST / E EMPIRE AVE	7/30/2022	P4
A	ROBBERY 2D PERSON	1800 E PROVIDENCE AVE	7/24/2022	P4
C	THEFT 2D FROM MOTOR VEHICLE	1500 E DALTON AVE	7/26/2022	
C	THEFT 3D SHOPLIFTING	3900 N MARKET ST	7/26/2022	
C	THEFT 3D VEHICLE PARTS AND ACCESSORIES	2800 N ALTAMONT ST	7/30/2022	P4
C	THEFT 3D VEHICLE PARTS AND ACCESSORIES	2900 N STONE ST	7/30/2022	P4
<u>SPB4HI</u>				
C	BURGLARY 2D GARAGE	2100 E CENTRAL AVE	7/25/2022	P4
C	THEFT 3D CITY FROM BUILDING	4200 E LONGFELLOW AVE	7/27/2022	P4
C	THEFT OF MOTOR VEHICLE	2100 E WELLESLEY AVE	7/24/2022	P4
<u>SPB4LO</u>				
C	BURGLARY 1D FROM RESIDENCE	900 E INDIANA AVE	7/27/2022	P3
C	BURGLARY 2D COMMERCIAL	500 E NORTH FOOTHILLS DR	7/25/2022	P4
A	SHOPLIFTING USE FORCE TO FLEE ROBBERY	0 E MONTGOMERY AVE	7/24/2022	P1
C	THEFT 3D CITY SHOPLIFTING	2400 N DIVISION ST	7/25/2022	P2
C	THEFT 3D FROM BUILDING	2200 N DAKOTA ST	7/26/2022	
C	THEFT 3D FROM MOTOR VEHICLE	1000 E SINTO AVE	7/24/2022	
C	THEFT OF MOTOR VEHICLE	400 E EUCLID AVE	7/24/2022	P3
C	THEFT OF MOTOR VEHICLE	E JACKSON AVE / N ASTOR ST	7/25/2022	P3
C	THEFT OF MOTOR VEHICLE	1700 E MARIETTA AVE	7/28/2022	P4
<u>SPB4MI</u>				
C	THEFT 2D ALL OTHER	3200 E EUCLID AVE	7/25/2022	P4

SPOKANE POLICE DEPARTMENT



SOUTH **Police Service Area**

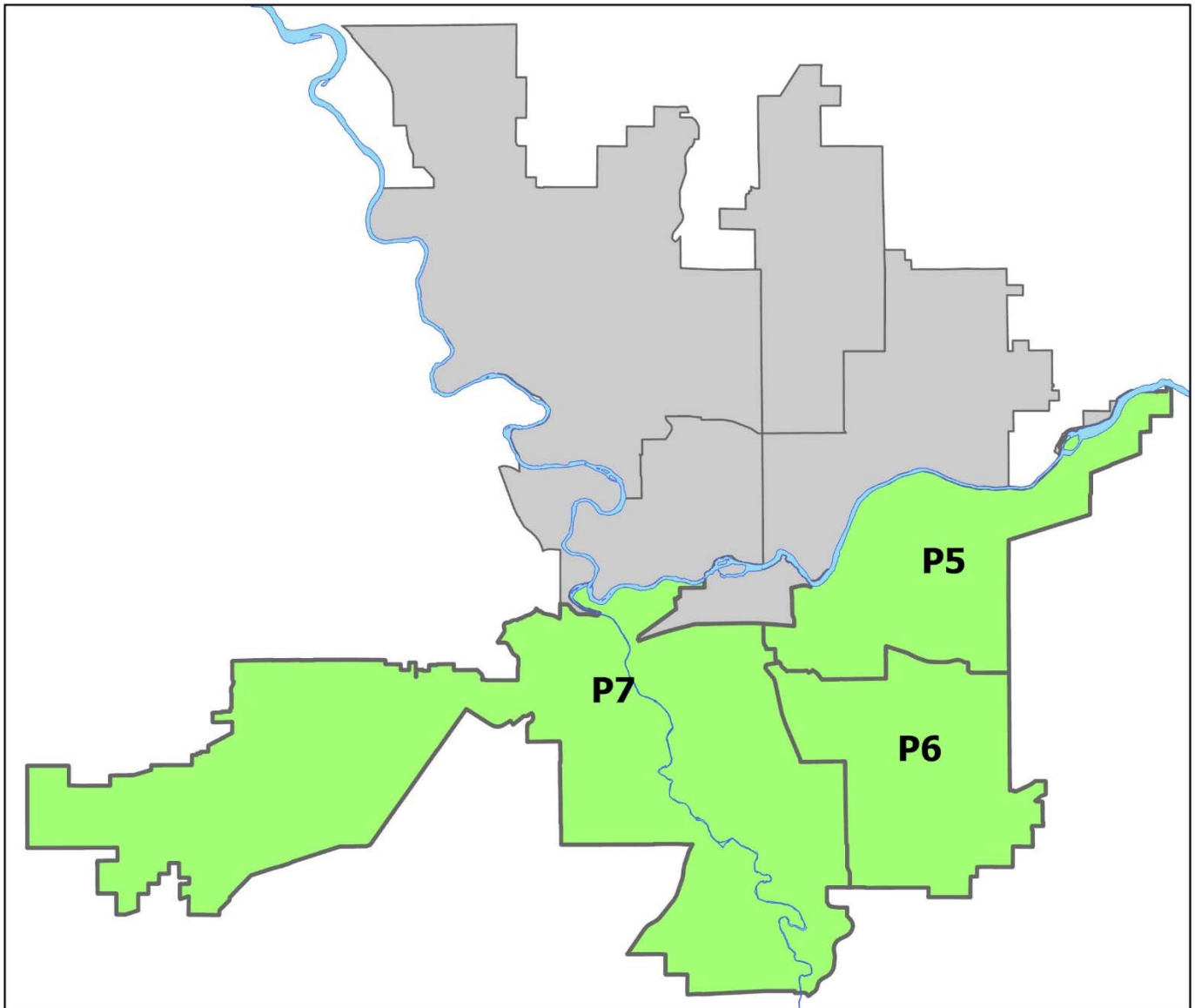
PSA Commander

Captain Brad Arleth

South Central District (P5)

Southeast District (P6)

Southwest District (P7)



POLICE SUMMARY - Ending: Saturday, July 30, 2022

SOUTH PRECINCT (P5, P6, and P7)



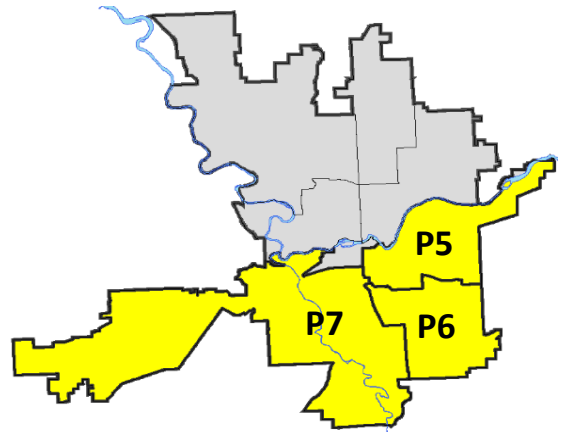
Preliminary IBR Counts

NIBRS Categories (Part 1 Selected)		7 Day Comparison			28 Day Comparison			YTD Comparison		
		Current	Prior	Percent	Current	Prior	Percent	Current	Prior	Percent
Violent	Criminal Homicide	0	0		0	0		1	2	-50.00%
	Rape	3	0		4	4	0.00%	40	45	-11.11%
	Robbery - Commercial	1	0		4	1	300.00%	11	5	120.00%
	Robbery - Person	0	3	-100.00%	7	6	16.67%	27	24	12.50%
	Aggravated Assault - Non DV	3	4	-25.00%	13	12	8.33%	76	83	-8.43%
	Aggravated Assault - DV	3	2	50.00%	9	7	28.57%	62	70	-11.43%
Violent Total:		10	9	11.11%	37	30	23.33%	217	229	-5.24%
Property	Burglary - Residential	9	5	80.00%	18	22	-18.18%	145	131	10.69%
	Burglary Garage	2	5	-60.00%	14	11	27.27%	84	85	-1.18%
	Burglary Commercial	1	7	-85.71%	18	20	-10.00%	124	63	96.83%
	Larceny	21	55	-61.82%	177	226	-21.68%	1679	1293	29.85%
	Vehicle Theft	14	11	27.27%	50	38	31.58%	308	179	72.07%
	Arson	0	0		0	1	-100.00%	9	19	-52.63%
Property Total:		47	83	-43.37%	277	318	-12.89%	2349	1770	32.71%
Preliminary Part 1 Crime Totals:		57	92	-38.04%	314	348	-9.77%	2566	1999	28.36%
Current 7 Day Period:		7/24/2022 - 7/30/2022			Prior 7 Day Period:		7/17/2022 - 7/23/2022			
Current 28 Day Period:		7/3/2022 - 7/30/2022			Prior 28 Day Period:		6/5/2022 - 7/2/2022			
Current YTD Day Period:		1/1/2022 - 7/30/2022			Prior YTD Period:		1/1/2021 - 7/30/2021			

Prepared by SPD Crime Analysis Office - Monday, August 1, 2022

NOTE: SPD moved from UCR to the NIBRS reporting standard on 10/4/16 following the transition to a new RMS System. [Numbers on CompStat reports prior to this date should not be used as a comparison to those on this report.](#) Additional info on these reporting standards can be found on the FBI website: <https://ucr.fbi.gov/nibrs-overview>

This chart represents Preliminary counts of selected crime categories from Police Case Reports. Full statistical analysis to determine the confidence level of this data has not been performed. The % change columns on the preliminary counts differ from the percentage change on the NIBRS crime report, sometimes significantly. The CompStat report is designed for operational use and includes only selected NIBRS categories and coding less complex than full NIBRS rules. Official statistics for these and other NIBRS categories can be found on WASPC & FBI websites once available.



POLICE SUMMARY - Ending: Saturday, July 30, 2022

SE - South Central District (P5)



Preliminary IBR Counts

NIBRS Categories (Part 1 Selected)		7 Day Comparison			28 Day Comparison			YTD Comparison		
		Current	Prior	Percent	Current	Prior	Percent	Current	Prior	Percent
Violent	Criminal Homicide	0	0		0	0		0	0	
	Rape	2	0		2	0		14	22	-36.36%
	Robbery - Commercial	0	0		1	1	0.00%	3	2	50.00%
	Robbery - Person	0	2	-100.00%	4	1	300.00%	9	12	-25.00%
	Aggravated Assault - Non DV	1	1	0.00%	7	7	0.00%	36	42	-14.29%
	Aggravated Assault - DV	1	1	0.00%	2	2	0.00%	30	31	-3.23%
Violent Total:		4	4	0.00%	16	11	45.45%	92	109	-15.60%
Property	Burglary - Residential	4	2	100.00%	6	9	-33.33%	48	41	17.07%
	Burglary Garage	0	4	-100.00%	5	6	-16.67%	27	18	50.00%
	Burglary Commercial	0	3	-100.00%	12	12	0.00%	72	32	125.00%
	Larceny	10	17	-41.18%	63	86	-26.74%	601	448	34.15%
	Vehicle Theft	7	4	75.00%	24	18	33.33%	138	73	89.04%
	Arson	0	0		0	0		3	10	-70.00%
Property Total:		21	30	-30.00%	110	131	-16.03%	889	622	42.93%
Preliminary Part 1 Crime Totals:		25	34	-26.47%	126	142	-11.27%	981	731	34.20%
Current 7 Day Period:		7/24/2022 - 7/30/2022			Prior 7 Day Period:		7/17/2022 - 7/23/2022			
Current 28 Day Period:		7/3/2022 - 7/30/2022			Prior 28 Day Period:		6/5/2022 - 7/2/2022			
Current YTD Day Period:		1/1/2022 - 7/30/2022			Prior YTD Period:		1/1/2021 - 7/30/2021			

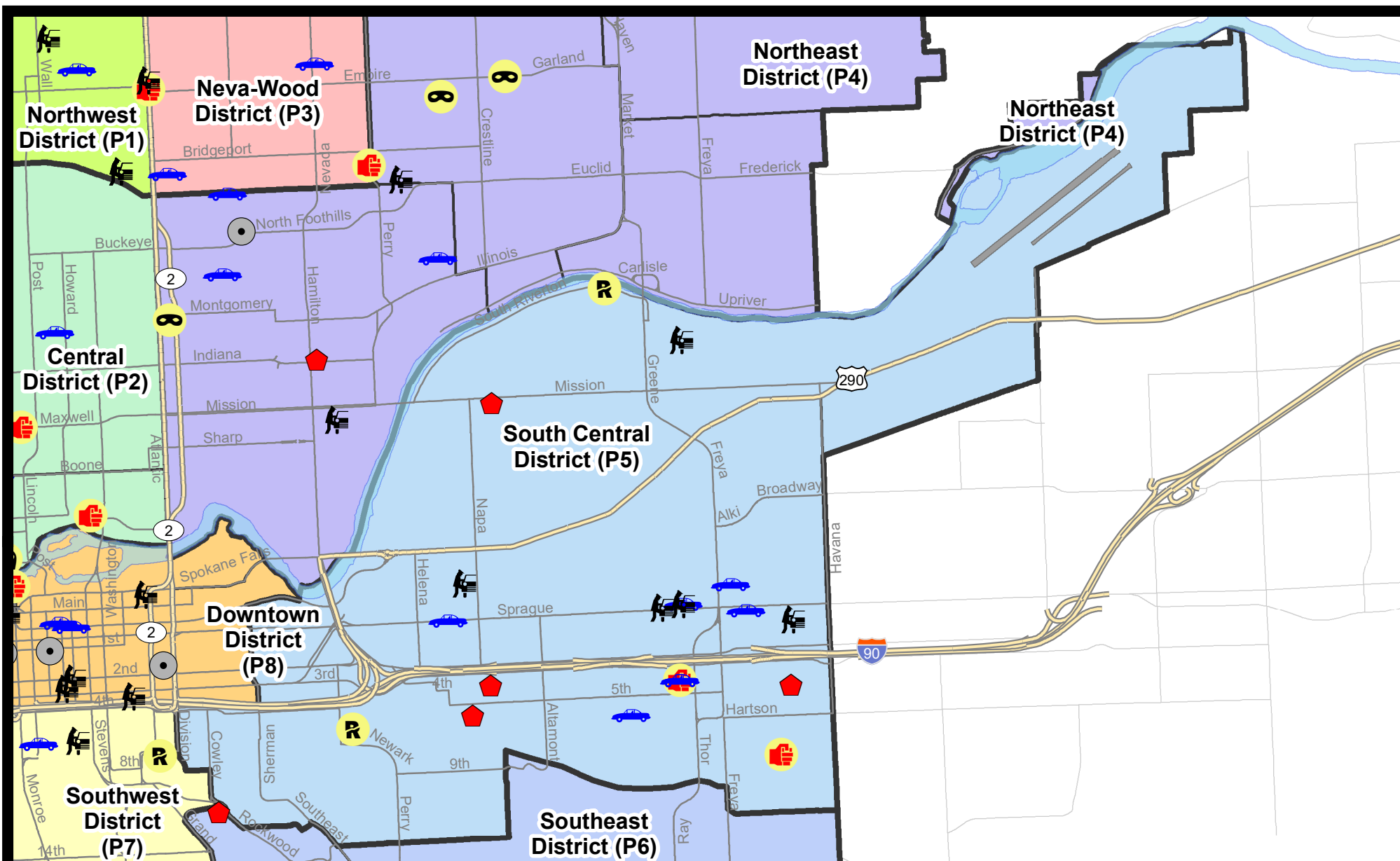
Prepared by SPD Crime Analysis Office - Monday, August 1, 2022

NOTE: SPD moved from UCR to the NIBRS reporting standard on 10/4/16 following the transition to a new RMS System. [Numbers on CompStat reports prior to this date should not be used as a comparison to those on this report.](#) Additional info on these reporting standards can be found on the FBI website: <https://ucr.fbi.gov/nibrs-overview>

This chart represents Preliminary counts of selected crime categories from Police Case Reports. Full statistical analysis to determine the confidence level of this data has not been performed. The % change columns on the preliminary counts differ from the percentage change on the NIBRS crime report, sometimes significantly. The CompStat report is designed for operational use and includes only selected NIBRS categories and coding less complex than full NIBRS rules. Official statistics for these and other NIBRS categories can be found on WASPC & FBI websites once available.



Note: On 2/10/21 a portion of the Police Block SPC5EC became part of the Downtown Precinct (SPD8EC); Consequently activity in P5 will appear lower if compared to printed CompStat reports prior to 2/10/21



City of Spokane
South Central District (P5)
Selected
Crime Types
2022-07-24 to 2022-07-30

Prepared By:
Crime Analysis Unit
Spokane Police Department

Legend

NIBRS Events



Criminal Homicide



Rape



Robbery Commercial



Robbery Person



Aggravated Assault



Burglary Residential



Burglary Garage



Burglary Commercial



Vehicle Prowling



Vehicle Theft



Arson

Cases Represent LERMS Crime Codes

Points may indicate multiple events

Note: Veh Prowl is only Larceny category displayed



For Additional Information on Incidents
 pertaining to an Area, Trend, or Pattern
 Contact Information Analysis

0 0.2 0.4 0.6 0.8 1 Miles



THIS IS NOT A LEGAL DOCUMENT:
 The information shown on this map is compiled
 from various sources and is subject to constant
 revision. Information shown on this map should
 not be used to determine the location of facilities
 in relationship to property lines, section lines,
 streets, etc.

Sunday - Saturday

SE - South Central District (P5)

7/24/2022 TO 7/30/2022



<u>A/C</u>	<u>Offense Statute</u>	<u>Address</u>	<u>Reported Date</u>	<u>Dist</u>
<u>SPC5EC</u>				
C	ASSAULT 2D	400 S THOR ST	7/24/2022	P6
C	ASSAULT 2D SEXUAL MOTIVATION	3900 E 9TH AVE	7/24/2022	P6
C	IBR Purposes Only - Motor Vehicle Theft	400 S THOR ST	7/26/2022	P6
C	RAPE 2D		7/26/2022	P6
C	RESIDENTIAL BURGLARY	4000 E 5TH AVE	7/24/2022	P6
C	RESIDENTIAL BURGLARY	1900 E 6TH AVE	7/27/2022	P6
C	RESIDENTIAL BURGLARY	2000 E 4TH AVE	7/28/2022	P6
A	TAKING MOTOR VEHICLE WITHOUT PERMISSION 2D	3300 E SPRAGUE AVE	7/26/2022	P5
C	THEFT 2D ALL OTHER	2700 E 5TH AVE	7/25/2022	P6
C	THEFT 2D ALL OTHER	S RALPH ST / E 2ND AVE	7/27/2022	P6
C	THEFT 2D FROM BUILDING	100 S FREYA ST	7/26/2022	P6
C	THEFT 2D FROM MOTOR VEHICLE	3200 E SPRAGUE AVE	7/26/2022	P5
C	THEFT 2D FROM MOTOR VEHICLE	200 N MAGNOLIA ST	7/26/2022	P5
C	THEFT 3D CITY FROM MOTOR VEHICLE	3300 E SPRAGUE AVE	7/26/2022	P5
C	THEFT OF A FIREARM FROM MOTOR VEHICLE	4100 E SPRAGUE AVE	7/28/2022	P5
C	THEFT OF MOTOR VEHICLE	600 S HAVEN ST	7/25/2022	P6
C	THEFT OF MOTOR VEHICLE	400 S THOR ST	7/25/2022	P5
C	THEFT OF MOTOR VEHICLE	N PITTSBURG ST / E SPRAGUE AVE	7/27/2022	P6
C	THEFT OF MOTOR VEHICLE	3700 E SPRAGUE AVE	7/27/2022	P6
C	THEFT OF MOTOR VEHICLE	100 N SYCAMORE ST	7/27/2022	P6
<u>SPC5GP</u>				
C	IBR Purposes Only - All Other Larceny	5200 E COMMERCE AVE	7/24/2022	P6
C	RAPE OF A CHILD 1D		7/27/2022	P4
C	RESIDENTIAL BURGLARY	2100 E MISSION AVE	7/25/2022	P5
C	THEFT 2D ALL OTHER	3900 E TRENT AVE	7/25/2022	P5
C	THEFT 3D FROM MOTOR VEHICLE	1800 N GREENE ST	7/26/2022	

POLICE SUMMARY - Ending: Saturday, July 30, 2022



SE - Southeast District (P6)

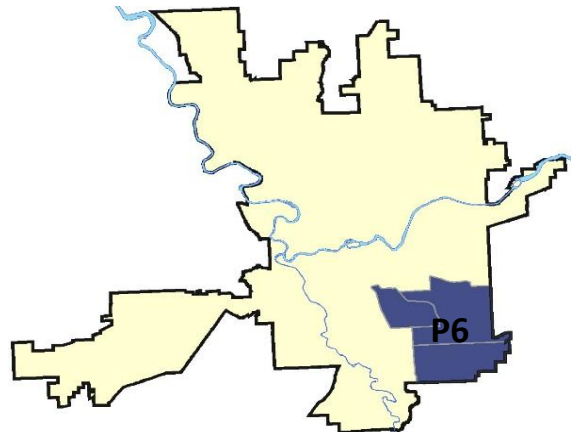
Preliminary IBR Counts

NIBRS Categories (Part 1 Selected)		7 Day Comparison			28 Day Comparison			YTD Comparison		
		Current	Prior	Percent	Current	Prior	Percent	Current	Prior	Percent
Violent	Criminal Homicide	0	0		0	0		0	0	
	Rape	0	0		0	0		6	5	20.00%
	Robbery - Commercial	0	0		0	0		2	1	100.00%
	Robbery - Person	0	0		0	2	-100.00%	4	3	33.33%
	Aggravated Assault - Non DV	0	0		0	1	-100.00%	8	9	-11.11%
	Aggravated Assault - DV	1	1	0.00%	2	1	100.00%	13	11	18.18%
Violent Total:		1	1	0.00%	2	4	-50.00%	33	29	13.79%
Property	Burglary - Residential	2	0		4	4	0.00%	48	34	41.18%
	Burglary Garage	2	1	100.00%	3	1	200.00%	21	27	-22.22%
	Burglary Commercial	1	1	0.00%	2	2	0.00%	15	6	150.00%
	Larceny	6	17	-64.71%	39	45	-13.33%	328	279	17.56%
	Vehicle Theft	3	5	-40.00%	10	5	100.00%	56	29	93.10%
	Arson	0	0		0	0		1	4	-75.00%
Property Total:		14	24	-41.67%	58	57	1.75%	469	379	23.75%
Preliminary Part 1 Crime Totals:		15	25	-40.00%	60	61	-1.64%	502	408	23.04%
Current 7 Day Period:		7/24/2022 - 7/30/2022			Prior 7 Day Period:		7/17/2022 - 7/23/2022			
Current 28 Day Period:		7/3/2022 - 7/30/2022			Prior 28 Day Period:		6/5/2022 - 7/2/2022			
Current YTD Day Period:		1/1/2022 - 7/30/2022			Prior YTD Period:		1/1/2021 - 7/30/2021			

Prepared by SPD Crime Analysis Office - Monday, August 1, 2022

NOTE: SPD moved from UCR to the NIBRS reporting standard on 10/4/16 following the transition to a new RMS System. [Numbers on CompStat reports prior to this date should not be used as a comparison to those on this report.](#) Additional info on these reporting standards can be found on the FBI website: <https://ucr.fbi.gov/nibrs-overview>

This chart represents Preliminary counts of selected crime categories from Police Case Reports. Full statistical analysis to determine the confidence level of this data has not been performed. The % change columns on the preliminary counts differ from the percentage change on the NIBRS crime report, sometimes significantly. The CompStat report is designed for operational use and includes only selected NIBRS categories and coding less complex than full NIBRS rules. Official statistics for these and other NIBRS categories can be found on WASPC & FBI websites once available.



Sunday - Saturday

SE - Southeast District (P6)

7/24/2022 TO 7/30/2022



<u>A/C</u>	<u>Offense Statute</u>	<u>Address</u>	<u>Reported Date</u>	<u>Dist</u>
<u>SPC6LH</u>				
C	BURGLARY 1D GARAGE	3600 E 18TH AVE	7/25/2022	P6
A	BURGLARY 2D COMMERCIAL	2700 E 29TH AVE	7/28/2022	P6
C	BURGLARY 2D GARAGE	3100 E 33RD AVE	7/27/2022	P6
C	THEFT 3D ALL OTHER	E 29TH AVE / S MARTIN ST	7/24/2022	
C	THEFT 3D ALL OTHER	3900 E 23RD AVE	7/25/2022	
C	THEFT 3D FROM MOTOR VEHICLE	2900 S MT VERNON ST	7/24/2022	
C	THEFT OF MOTOR VEHICLE	4000 E 31ST AVE	7/25/2022	P6
C	THEFT OF MOTOR VEHICLE	1500 E 36TH AVE	7/25/2022	P6
C	THEFT OF MOTOR VEHICLE	3300 E 20TH AVE	7/27/2022	P6
<u>SPC6RW</u>				
C	RESIDENTIAL BURGLARY	1000 S ROCKWOOD BLVD	7/26/2022	P5
C	THEFT 1D ALL OTHER	1100 E OVERBLUFF RD	7/25/2022	P6
C	THEFT 2D ALL OTHER	300 E 20TH AVE	7/25/2022	P6
<u>SPC6SG</u>				
C	ASSAULT 2D	4000 S MADELIA ST	7/27/2022	P7
C	RESIDENTIAL BURGLARY	3300 E 55TH AVE	7/29/2022	P6
C	THEFT OF A FIREARM FROM MOTOR VEHICLE	5000 S REGAL ST	7/29/2022	P6

POLICE SUMMARY - Ending: Saturday, July 30, 2022



SW - Southwest District (P7)

Preliminary IBR Counts

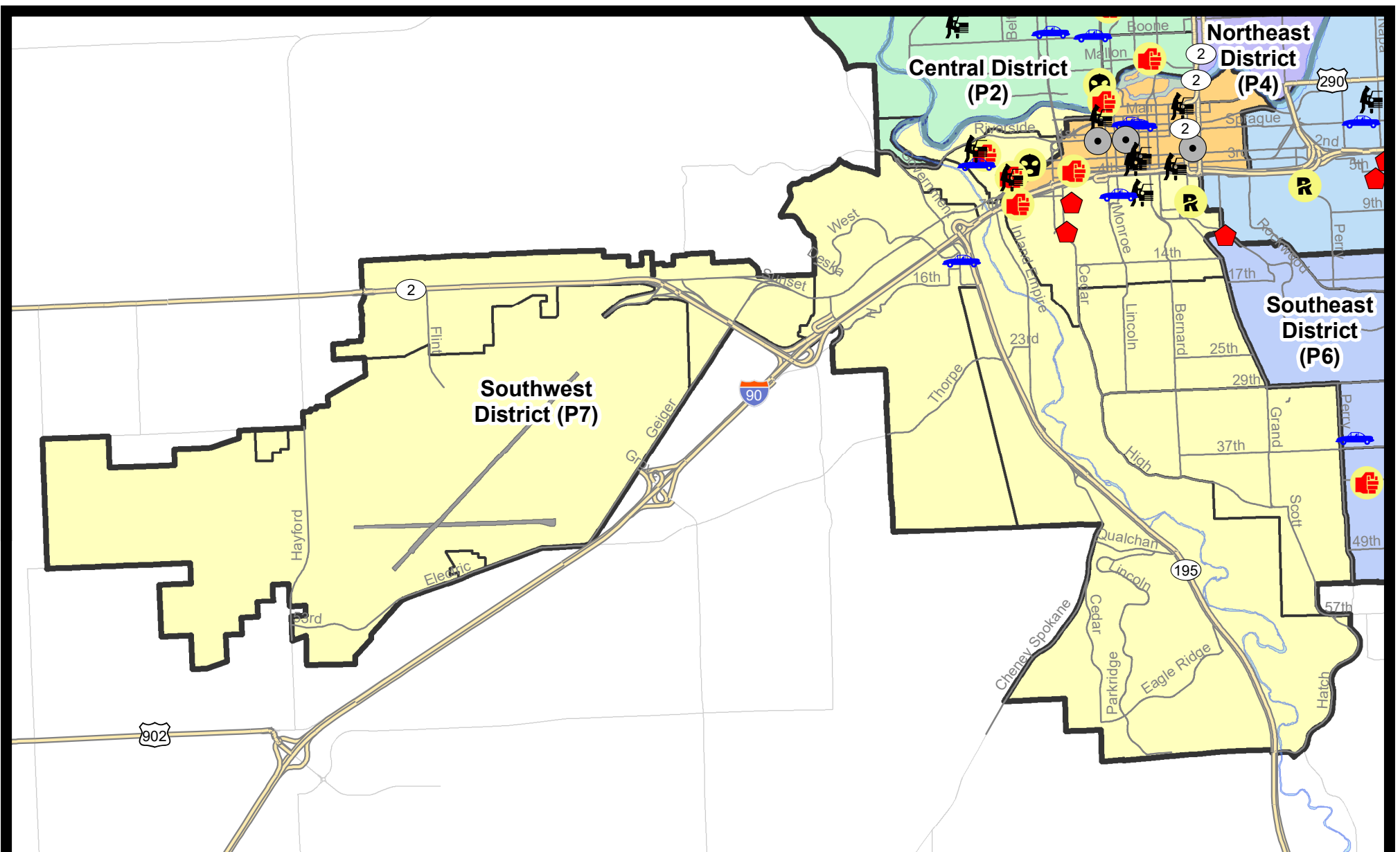
NIBRS Categories (Part 1 Selected)		7 Day Comparison			28 Day Comparison			YTD Comparison		
		Current	Prior	Percent	Current	Prior	Percent	Current	Prior	Percent
Violent	Criminal Homicide	0	0		0	0		1	2	-50.00%
	Rape	1	0		2	4	-50.00%	20	18	11.11%
	Robbery - Commercial	1	0		3	0		6	2	200.00%
	Robbery - Person	0	1	-100.00%	3	3	0.00%	14	9	55.56%
	Aggravated Assault - Non DV	2	3	-33.33%	6	4	50.00%	32	32	0.00%
	Aggravated Assault - DV	1	0		5	4	25.00%	19	28	-32.14%
Violent Total:		5	4	25.00%	19	15	26.67%	92	91	1.10%
Property	Burglary - Residential	3	3	0.00%	8	9	-11.11%	49	56	-12.50%
	Burglary Garage	0	0		6	4	50.00%	36	40	-10.00%
	Burglary Commercial	0	3	-100.00%	4	6	-33.33%	37	25	48.00%
	Larceny	5	21	-76.19%	75	95	-21.05%	750	566	32.51%
	Vehicle Theft	4	2	100.00%	16	15	6.67%	114	77	48.05%
	Arson	0	0		0	1	-100.00%	5	5	0.00%
Property Total:		12	29	-58.62%	109	130	-16.15%	991	769	28.87%
Preliminary Part 1 Crime Totals:		17	33	-48.48%	128	145	-11.72%	1083	860	25.93%
Current 7 Day Period:		7/24/2022 - 7/30/2022			Prior 7 Day Period:		7/17/2022 - 7/23/2022			
Current 28 Day Period:		7/3/2022 - 7/30/2022			Prior 28 Day Period:		6/5/2022 - 7/2/2022			
Current YTD Day Period:		1/1/2022 - 7/30/2022			Prior YTD Period:		1/1/2021 - 7/30/2021			

Prepared by SPD Crime Analysis Office - Monday, August 1, 2022

NOTE: SPD moved from UCR to the NIBRS reporting standard on 10/4/16 following the transition to a new RMS System. [Numbers on CompStat reports prior to this date should not be used as a comparison to those on this report.](#) Additional info on these reporting standards can be found on the FBI website: <https://ucr.fbi.gov/nibrs-overview>

This chart represents Preliminary counts of selected crime categories from Police Case Reports. Full statistical analysis to determine the confidence level of this data has not been performed. The % change columns on the preliminary counts differ from the percentage change on the NIBRS crime report, sometimes significantly. The CompStat report is designed for operational use and includes only selected NIBRS categories and coding less complex than full NIBRS rules. Official statistics for these and other NIBRS categories can be found on WASPC & FBI websites once available.


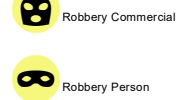




City of Spokane
Southwest District (P7)
Selected
Crime Types
2022-07-24 to 2022-07-30
 Prepared By:
 Crime Analysis Unit
 Spokane Police Department

Legend

NIBRS Events



Cases Represent LERMS Crime Codes
 Points may indicate multiple events
 Note: Veh Prowl is only Larceny category displayed



For Additional Information on Incidents
 pertaining to an Area, Trend, or Pattern
 Contact Information Analysis

0 0.2 0.4 0.6 0.8 1 1.2 1.4 1.6 Miles



THIS IS NOT A LEGAL DOCUMENT:
 The information shown on this map is compiled
 from various sources and is subject to constant
 revision. Information shown on this map should
 not be used to determine the location of facilities
 in relationship to property lines, section lines,
 streets, etc.



Sunday - Saturday

SE - Southwest District (P7)

7/24/2022 TO 7/30/2022



<u>A/C</u>	<u>Offense Statute</u>	<u>Address</u>	<u>Reported Date</u>	<u>Dist</u>
C	RESIDENTIAL BURGLARY	1911 W 1/2 9TH AVE	7/30/2022	P7
<u>SPD7BA</u>				
C	ASSAULT 2D	2000 W 4TH AVE	7/24/2022	P7
C	HARASSMENT FELONY WEAPON INVOLVED	2300 W PACIFIC AVE	7/29/2022	P7
C	ROBBERY 1D COMMERCIAL	1800 W 3RD AVE	7/29/2022	P7
C	THEFT 2D FROM MOTOR VEHICLE	2000 W 4TH AVE	7/25/2022	
C	THEFT 3D FROM MOTOR VEHICLE	100 S POPLAR ST	7/24/2022	P7
C	THEFT OF MOTOR VEHICLE	2400 W 2ND AVE	7/24/2022	P7
C	THEFT OF MOTOR VEHICLE	2000 W 3RD AVE	7/26/2022	P7
<u>SPD7CH</u>				
C	ASSAULT 2D	600 S CANNON ST	7/24/2022	P7
C	RAPE 2D		7/30/2022	P8
C	RESIDENTIAL BURGLARY	600 S CEDAR ST	7/25/2022	P8
C	RESIDENTIAL BURGLARY	1400 W 10TH AVE	7/25/2022	P7
C	THEFT 3D FROM MOTOR VEHICLE	S HOWARD ST / W 6TH AVE	7/25/2022	
C	THEFT OF MOTOR VEHICLE	600 S LINCOLN ST	7/24/2022	P7
<u>SPD7GT</u>				
C	THEFT 3D VEHICLE PARTS AND ACCESSORIES	1300 S LINDEKE ST	7/26/2022	P7
C	THEFT OF MOTOR VEHICLE	1300 S LINDEKE ST	7/26/2022	P7
<u>SPD7LC</u>				
C	THEFT 3D CITY SHOPLIFTING	W RIVERSIDE AVE / S C ST	7/29/2022	P7

SPOKANE POLICE DEPARTMENT

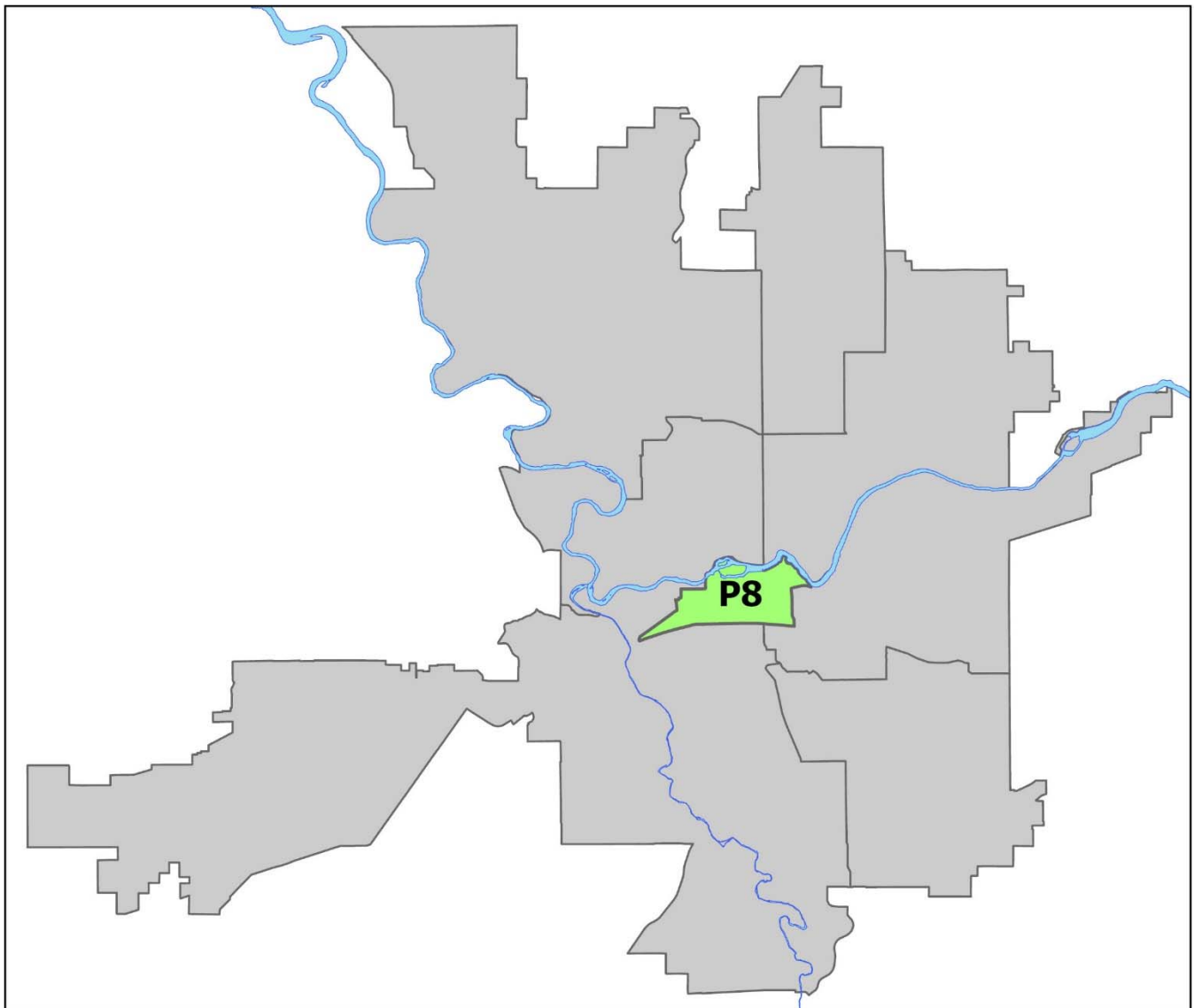
DOWNTOWN

Police Service Area



PSA Commander

Captain David Singley



POLICE SUMMARY - Ending: Saturday, July 30, 2022

DOWNTOWN PRECINCT (P8)



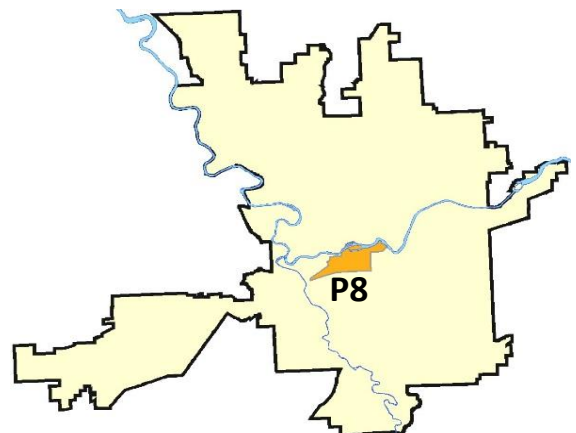
Preliminary IBR Counts

NIBRS Categories (Part 1 Selected)		7 Day Comparison			28 Day Comparison			YTD Comparison		
		Current	Prior	Percent	Current	Prior	Percent	Current	Prior	Percent
Violent	Criminal Homicide	0	1	-100.00%	1	1	0.00%	3	1	200.00%
	Rape	0	2	-100.00%	2	5	-60.00%	22	16	37.50%
	Robbery - Commercial	0	1	-100.00%	2	0		8	7	14.29%
	Robbery - Person	1	2	-50.00%	6	8	-25.00%	31	27	14.81%
	Aggravated Assault - Non DV	2	1	100.00%	6	8	-25.00%	62	71	-12.68%
	Aggravated Assault - DV	0	0		0	2	-100.00%	11	12	-8.33%
Violent Total:		3	7	-57.14%	17	24	-29.17%	137	134	2.24%
Property	Burglary - Residential	0	0		4	4	0.00%	21	16	31.25%
	Burglary Garage	0	0		1	3	-66.67%	6	4	50.00%
	Burglary Commercial	3	1	200.00%	7	13	-46.15%	56	65	-13.85%
	Larceny	13	20	-35.00%	87	99	-12.12%	929	469	98.08%
	Vehicle Theft	2	4	-50.00%	8	11	-27.27%	82	41	100.00%
	Arson	0	0		0	0		5	8	-37.50%
Property Total:		18	25	-28.00%	107	130	-17.69%	1099	603	82.26%
Preliminary Part 1 Crime Totals:		21	32	-34.38%	124	154	-19.48%	1236	737	67.71%
Current 7 Day Period:		7/24/2022 - 7/30/2022			Prior 7 Day Period:		7/17/2022 - 7/23/2022			
Current 28 Day Period:		7/3/2022 - 7/30/2022			Prior 28 Day Period:		6/5/2022 - 7/2/2022			
Current YTD Day Period:		1/1/2022 - 7/30/2022			Prior YTD Period:		1/1/2021 - 7/30/2021			


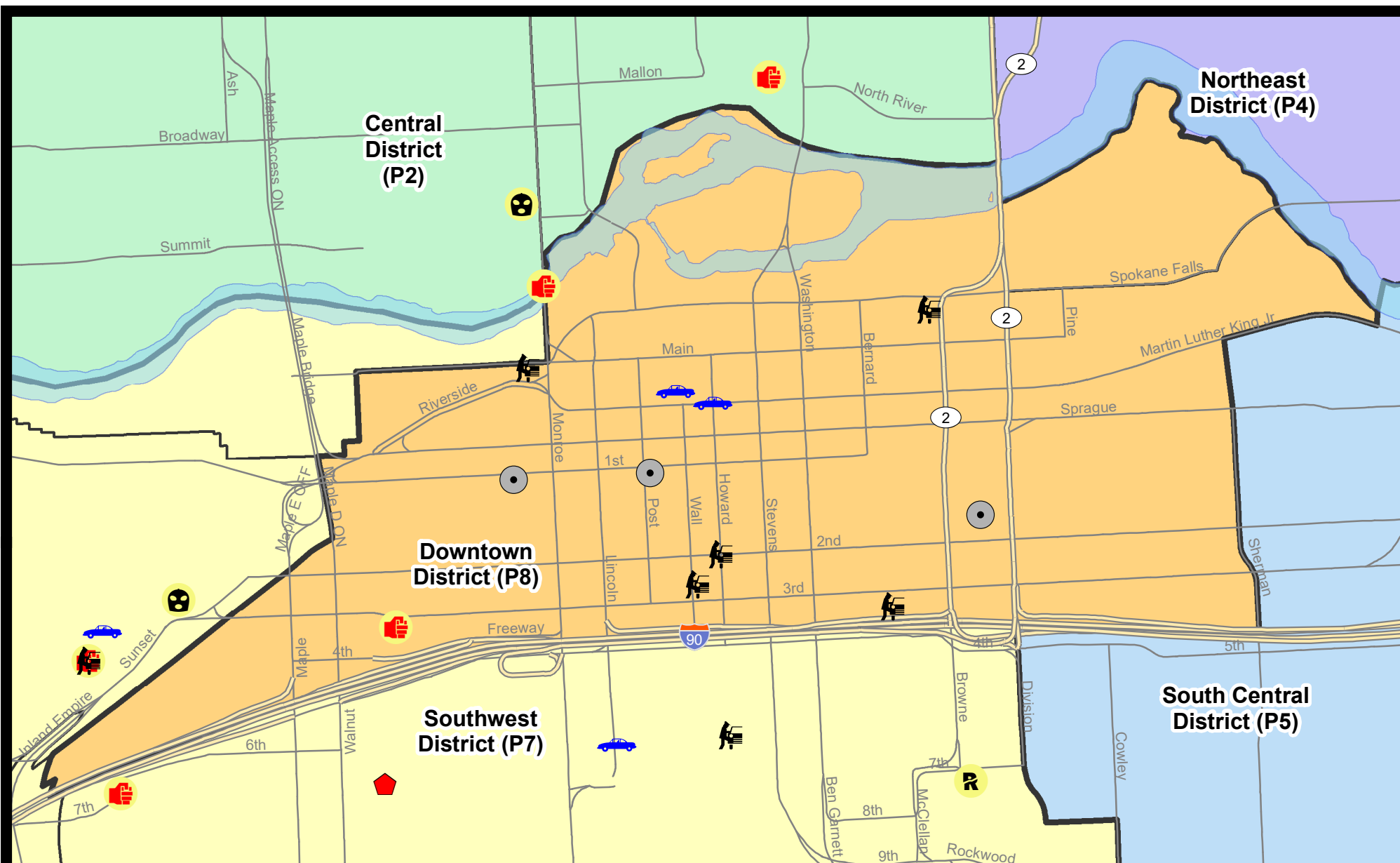
Prepared by SPD Crime Analysis Office - Monday, August 1, 2022

NOTE: SPD moved from UCR to the NIBRS reporting standard on 10/4/16 following the transition to a new RMS System. [Numbers on CompStat reports prior to this date should not be used as a comparison to those on this report.](#) Additional info on these reporting standards can be found on the FBI website: <https://ucr.fbi.gov/nibrs-overview>

This chart represents Preliminary counts of selected crime categories from Police Case Reports. Full statistical analysis to determine the confidence level of this data has not been performed. The % change columns on the preliminary counts differ from the percentage change on the NIBRS crime report, sometimes significantly. The CompStat report is designed for operational use and includes only selected NIBRS categories and coding less complex than full NIBRS rules. Official statistics for these and other NIBRS categories can be found on WASPC & FBI websites once available.



Note: On 2/10/21 a portion of the Police Block SPC5EC became part of the Downtown Precinct (SPD8EC); Consequently activity in P8 will appear higher if compared to printed CompStat reports prior to 2/10/21



City of Spokane
Downtown District (P8)
Selected
Crime Types
2022-07-24 to 2022-07-30
 Prepared By:
 Crime Analysis Unit
 Spokane Police Department

Legend

NIBRS Events



Robbery Commercial

Robbery Person



Aggravated Assault



Burglary Residential



Burglary Garage



Burglary Commercial



Vehicle Prowling



Vehicle Theft



Arson

Cases Represent LERMS Crime Codes
 Points may indicate multiple events
 Note: Veh Prowl is only Larceny category displayed



For Additional Information on Incidents
 pertaining to an Area, Trend, or Pattern
 Contact Information Analysis

0 0.2 Miles



THIS IS NOT A LEGAL DOCUMENT:
 The information shown on this map is compiled
 from various sources and is subject to constant
 revision. Information shown on this map should
 not be used to determine the location of facilities
 in relationship to property lines, section lines,
 streets, etc.



Sunday - Saturday

SW - Downtown District (P8)

7/24/2022 TO 7/30/2022



<u>A/C</u>	<u>Offense Statute</u>	<u>Address</u>	<u>Reported Date</u>	<u>Dist</u>
<u>SPD8EC</u>				
C	THEFT 3D CITY SHOPLIFTING	100 S DIVISION ST	7/29/2022	P8
<u>SPD8RS</u>				
C	ASSAULT 1D	300 N MONROE ST	7/26/2022	P5
C	BURGLARY 2D COMMERCIAL	100 S STATE ST	7/25/2022	P8
C	BURGLARY 2D COMMERCIAL	100 S POST ST	7/28/2022	P8
C	BURGLARY 2D COMMERCIAL	1000 W 1ST AVE	7/29/2022	P7
C	IBR Purposes Only - Aggravated Assault	1300 W 3RD AVE	7/27/2022	P8
C	ROBBERY 1D PERSON	300 N MONROE ST	7/26/2022	P5
C	THEFT 1D ALL OTHER	1400 W 2ND AVE	7/26/2022	
C	THEFT 1D FROM MOTOR VEHICLE	200 S WALL ST	7/24/2022	
C	THEFT 2D ALL OTHER	700 W SPRAGUE AVE	7/26/2022	P8
C	THEFT 2D ALL OTHER	100 S LINCOLN ST	7/25/2022	
C	THEFT 2D ALL OTHER	1400 W 2ND AVE	7/26/2022	
C	THEFT 2D ALL OTHER	1400 W 2ND AVE	7/26/2022	
C	THEFT 2D FROM MOTOR VEHICLE	W 2ND AVE / S HOWARD ST	7/25/2022	
C	THEFT 3D ALL OTHER	900 W MAIN AVE	7/24/2022	
C	THEFT 3D FROM BUILDING	100 S POST ST	7/28/2022	P8
C	THEFT 3D FROM MOTOR VEHICLE	1000 W RIVERSIDE AVE	7/24/2022	P8
C	THEFT 3D FROM MOTOR VEHICLE	200 W SPOKANE FALLS BLVD	7/24/2022	P8
C	THEFT 3D FROM MOTOR VEHICLE	200 W 3RD AVE	7/25/2022	P8
C	THEFT OF MOTOR VEHICLE	100 N WALL ST	7/28/2022	P8
C	THEFT OF MOTOR VEHICLE	W RIVERSIDE AVE / N HOWARD ST	7/30/2022	P7

POLICE SUMMARY - Ending: Saturday, July 30, 2022



Other Jurisdiction or Unk District

Preliminary IBR Counts

NIBRS Categories (Part 1 Selected)		7 Day Comparison			28 Day Comparison			YTD Comparison		
		Current	Prior	Percent	Current	Prior	Percent	Current	Prior	Percent
Violent	Criminal Homicide	0	0		0	0		0	0	
	Rape	0	0		0	0		3	4	-25.00%
	Robbery - Commercial	0	0		0	0		0	0	
	Robbery - Person	0	0		0	0		0	0	
	Aggravated Assault - Non DV	0	0		0	0		2	0	
	Aggravated Assault - DV	0	0		0	1	-100.00%	2	0	
Violent Total:		0	0		0	1	-100.00%	7	4	75.00%
Property	Burglary - Residential	0	0		0	1	-100.00%	1	0	
	Burglary Garage	0	0		0	0		0	0	
	Burglary Commercial	0	0		0	0		3	0	
	Larceny	0	3	-100.00%	3	4	-25.00%	40	12	233.33%
	Vehicle Theft	0	0		1	1	0.00%	3	6	-50.00%
	Arson	0	0		0	0		0	0	
Property Total:		0	3	-100.00%	4	6	-33.33%	47	18	161.11%
Preliminary Part 1 Crime Totals:		0	3	-100.00%	4	7	-42.86%	54	22	145.45%
Current 7 Day Period:		7/24/2022 - 7/30/2022			Prior 7 Day Period:		7/17/2022 - 7/23/2022			
Current 28 Day Period:		7/3/2022 - 7/30/2022			Prior 28 Day Period:		6/5/2022 - 7/2/2022			
Current YTD Day Period:		1/1/2022 - 7/30/2022			Prior YTD Period:		1/1/2021 - 7/30/2021			

Prepared by SPD Crime Analysis Office - Monday, August 1, 2022

NOTE: SPD moved from UCR to the NIBRS reporting standard on 10/4/16 following the transition to a new RMS System. [Numbers on CompStat reports prior to this date should not be used as a comparison to those on this report.](#) Additional info on these reporting standards can be found on the FBI website: <https://ucr.fbi.gov/nibrs-overview>

This chart represents Preliminary counts of selected crime categories from Police Case Reports. Full statistical analysis to determine the confidence level of this data has not been performed. The % change columns on the preliminary counts differ from the percentage change on the NIBRS crime report, sometimes significantly. The CompStat report is designed for operational use and includes only selected NIBRS categories and coding less complex than full NIBRS rules. Official statistics for these and other NIBRS categories can be found on WASPC & FBI websites once available.

Sunday - Saturday

7/24/2022 TO 7/30/2022

Other Jurisdiction/Unk District



A/C **Offense Statute**

Address

Reported Date

Dist

#Type!

#Typ