

SPOKANE POLICE DEPARTMENT

PRELIMINARY CITYWIDE **IBR** CRIME REPORT



Preliminary IBR Counts

CHIEF OF POLICE

Craig Meidl

Period Ending: Saturday, July 9, 2022

NIBRS Categories (Part 1 Selected)		7 Day Comparison			28 Day Comparison			YTD Comparison		
		Current	Prior	Percent	Current	Prior	Percent	Current	Prior	Percent
Violent	Criminal Homicide	1	1	0.00%	2	1	100.00%	6	6	0.00%
	Rape	5	6	-16.67%	25	10	150.00%	125	149	-16.11%
	Robbery - Commercial	4	2	100.00%	7	6	16.67%	61	31	96.77%
	Robbery - Person	5	6	-16.67%	27	14	92.86%	111	106	4.72%
	Aggravated Assault - Non DV	10	13	-23.08%	49	41	19.51%	284	255	11.37%
	Aggravated Assault - DV	11	4	175.00%	30	27	11.11%	181	187	-3.21%
Violent Total:		36	32	12.50%	140	99	41.41%	768	734	4.63%
Property	Burglary - Residential	5	20	-75.00%	52	81	-35.80%	402	371	8.36%
	Burglary Garage	4	9	-55.56%	27	47	-42.55%	187	225	-16.89%
	Burglary Commercial	6	15	-60.00%	49	49	0.00%	344	231	48.92%
	Larceny	100	191	-47.64%	642	734	-12.53%	5332	4161	28.14%
	Vehicle Theft	37	35	5.71%	134	126	6.35%	865	493	75.46%
	Arson	2	0		4	5	-20.00%	38	59	-35.59%
Property Total:		154	270	-42.96%	908	1042	-12.86%	7168	5540	29.39%
Preliminary Part 1 Crime Totals:		190	302	-37.09%	1048	1141	-8.15%	7936	6274	26.49%
Current 7 Day Period:		7/3/2022 - 7/9/2022			Prior 7 Day Period:		6/26/2022 - 7/2/2022			
Current 28 Day Period:		6/12/2022 - 7/9/2022			Prior 28 Day Period:		5/15/2022 - 6/11/2022			
Current YTD Day Period:		1/1/2022 - 7/9/2022			Prior YTD Period:		1/1/2021 - 7/9/2021			

Prepared by SPD Crime Analysis Office - Monday, July 11, 2022

NOTE: SPD moved from UCR to the NIBRS reporting standard on 10/4/16 following the transition to a new RMS System. [Numbers on CompStat reports prior to this date should not be used as a comparison to those on this report.](#) Additional info on these reporting standards can be found on the FBI website: <https://ucr.fbi.gov/nibrs-overview>

This chart represents Preliminary counts of selected crime categories from Police Case Reports. Full statistical analysis to determine the confidence level of this data has not been performed. The % change columns on the preliminary counts differ from the percentage change on the NIBRS crime report, sometimes significantly. The CompStat report is designed for operational use and includes only selected NIBRS categories and coding less complex than full NIBRS rules. Official statistics for these and other NIBRS categories can be found on WASPC & FBI websites once available.



SPOKANE POLICE DEPARTMENT



NORTH

Police Service Area

PSA Commander

Captain Mark Griffiths

Northwest District (P1)

Central District (P2)

Neva-Wood District (P3)

Northeast District (P4)



POLICE SUMMARY - Ending: Saturday, July 9, 2022

NORTH PRECINCT (P1, P2, P3, and P4)



Preliminary IBR Counts

NIBRS Categories (Part 1 Selected)		7 Day Comparison			28 Day Comparison			YTD Comparison		
		Current	Prior	Percent	Current	Prior	Percent	Current	Prior	Percent
Violent	Criminal Homicide	1	1	0.00%	2	0		3	3	0.00%
	Rape	4	4	0.00%	16	3	433.33%	65	89	-26.97%
	Robbery - Commercial	1	1	0.00%	3	5	-40.00%	45	19	136.84%
	Robbery - Person	0	2	-100.00%	10	6	66.67%	61	59	3.39%
	Aggravated Assault - Non DV	4	11	-63.64%	27	20	35.00%	157	126	24.60%
	Aggravated Assault - DV	8	2	300.00%	19	17	11.76%	112	116	-3.45%
Violent Total:		18	21	-14.29%	77	51	50.98%	443	412	7.52%
Property	Burglary - Residential	3	15	-80.00%	34	51	-33.33%	256	248	3.23%
	Burglary Garage	1	6	-83.33%	15	27	-44.44%	109	142	-23.24%
	Burglary Commercial	2	8	-75.00%	23	21	9.52%	183	107	71.03%
	Larceny	49	99	-50.51%	335	424	-20.99%	2899	2579	12.41%
	Vehicle Theft	22	23	-4.35%	83	72	15.28%	516	296	74.32%
	Arson	2	0		3	3	0.00%	24	34	-29.41%
Property Total:		79	151	-47.68%	493	598	-17.56%	3987	3406	17.06%
Preliminary Part 1 Crime Totals:		97	172	-43.60%	570	649	-12.17%	4430	3818	16.03%
Current 7 Day Period:		7/3/2022 - 7/9/2022			Prior 7 Day Period:		6/26/2022 - 7/2/2022			
Current 28 Day Period:		6/12/2022 - 7/9/2022			Prior 28 Day Period:		5/15/2022 - 6/11/2022			
Current YTD Day Period:		1/1/2022 - 7/9/2022			Prior YTD Period:		1/1/2021 - 7/9/2021			

Prepared by SPD Crime Analysis Office - Monday, July 11, 2022

NOTE: SPD moved from UCR to the NIBRS reporting standard on 10/4/16 following the transition to a new RMS System. [Numbers on CompStat reports prior to this date should not be used as a comparison to those on this report.](#) Additional info on these reporting standards can be found on the FBI website: <https://ucr.fbi.gov/nibrs-overview>

This chart represents Preliminary counts of selected crime categories from Police Case Reports. Full statistical analysis to determine the confidence level of this data has not been performed. The % change columns on the preliminary counts differ from the percentage change on the NIBRS crime report, sometimes significantly. The CompStat report is designed for operational use and includes only selected NIBRS categories and coding less complex than full NIBRS rules. Official statistics for these and other NIBRS categories can be found on WASPC & FBI websites once available.



POLICE SUMMARY - Ending: Saturday, July 9, 2022

NW - Northwest District (P1)



Preliminary IBR Counts

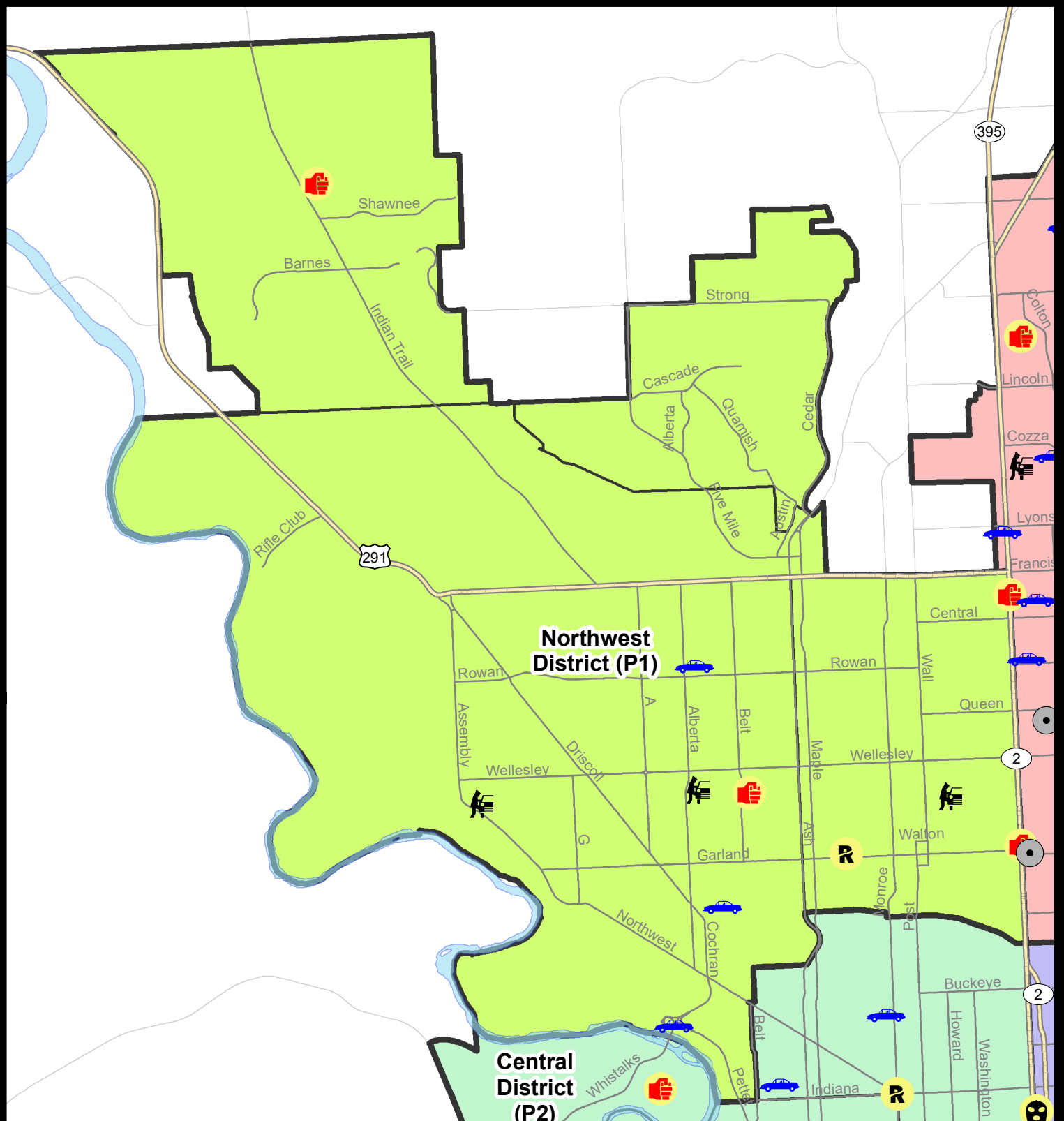
NIBRS Categories (Part 1 Selected)		7 Day Comparison			28 Day Comparison			YTD Comparison		
		Current	Prior	Percent	Current	Prior	Percent	Current	Prior	Percent
Violent	Criminal Homicide	1	0		1	0		1	1	0.00%
	Rape	1	2	-50.00%	6	0		17	20	-15.00%
	Robbery - Commercial	0	0		0	0		5	5	0.00%
	Robbery - Person	0	0		1	1	0.00%	10	9	11.11%
	Aggravated Assault - Non DV	0	3	-100.00%	6	3	100.00%	32	23	39.13%
	Aggravated Assault - DV	2	0		6	5	20.00%	29	21	38.10%
Violent Total:		4	5	-20.00%	20	9	122.22%	94	79	18.99%
Property	Burglary - Residential	0	5	-100.00%	10	12	-16.67%	60	56	7.14%
	Burglary Garage	0	2	-100.00%	5	3	66.67%	26	50	-48.00%
	Burglary Commercial	0	0		3	2	50.00%	20	12	66.67%
	Larceny	10	18	-44.44%	69	96	-28.13%	477	552	-13.59%
	Vehicle Theft	3	7	-57.14%	17	8	112.50%	79	60	31.67%
	Arson	1	0		1	0		5	9	-44.44%
Property Total:		14	32	-56.25%	105	121	-13.22%	667	739	-9.74%
Preliminary Part 1 Crime Totals:		18	37	-51.35%	125	130	-3.85%	761	818	-6.97%
Current 7 Day Period:		7/3/2022 - 7/9/2022			Prior 7 Day Period:		6/26/2022 - 7/2/2022			
Current 28 Day Period:		6/12/2022 - 7/9/2022			Prior 28 Day Period:		5/15/2022 - 6/11/2022			
Current YTD Day Period:		1/1/2022 - 7/9/2022			Prior YTD Period:		1/1/2021 - 7/9/2021			

Prepared by SPD Crime Analysis Office - Monday, July 11, 2022

NOTE: SPD moved from UCR to the NIBRS reporting standard on 10/4/16 following the transition to a new RMS System. [Numbers on CompStat reports prior to this date should not be used as a comparison to those on this report.](#) Additional info on these reporting standards can be found on the FBI website: <https://ucr.fbi.gov/nibrs-overview>

This chart represents Preliminary counts of selected crime categories from Police Case Reports. Full statistical analysis to determine the confidence level of this data has not been performed. The % change columns on the preliminary counts differ from the percentage change on the NIBRS crime report, sometimes significantly. The CompStat report is designed for operational use and includes only selected NIBRS categories and coding less complex than full NIBRS rules. Official statistics for these and other NIBRS categories can be found on WASPC & FBI websites once available.





City of Spokane
Northwest District (P1)
Selected
Crime Codes
2022-07-03 to 2022-07-09
 Prepared By:
 Crime Analysis Unit
 Spokane Police Department

Legend

NIBRS Events



Criminal Homicide



Rape



Robbery Commercial



Robbery Person



Aggravated Assault



Burglary Residential



Burglary Garage



Burglary Commercial



Vehicle Prowling



Vehicle Theft



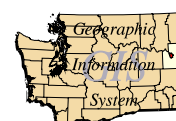
Arson



Cases Represent LERMS Crime Codes
 Points may indicate multiple events
 Note: Veh Prowl is only Larceny displayed

For Additional Information on
 Incidents pertaining to an
 Area, Trend, or Pattern
 Contact Information Analysis

0 0.25 0.5 1 Miles



THIS IS NOT A LEGAL DOCUMENT:
 The information shown on this map is compiled
 from various sources and is subject to constant
 revision. Information shown on this map should
 not be used to determine the location of facilities
 in relationship to property lines, section lines,
 streets, etc.

Sunday - Saturday

NW - Northwest District (P1)

7/3/2022 TO 7/9/2022



<u>A/C</u>	<u>Offense Statute</u>	<u>Address</u>	<u>Reported Date</u>	<u>Dist</u>
C	ARSON 2D	W CHELAN AVE / N CEDAR ST	7/5/2022	P1
<u>SPA1IT</u>				
C	ASSAULT 2D	N ARROWHEAD RD / W NAVAHO AVE	7/7/2022	P7
<u>SPA1NH</u>				
C	RAPE 3D		7/4/2022	P1
C	THEFT 3D FROM MOTOR VEHICLE	4300 N STEVENS ST	7/6/2022	
C	THEFT 3D SHOPLIFTING	3400 N DIVISION ST	7/6/2022	P1
C	THEFT 3D SHOPLIFTING	3400 N DIVISION ST	7/6/2022	
<u>SPA1NW</u>				
C	ASSAULT 4D WEAPON	4300 N BELT ST	7/7/2022	P1
C	MURDER 2D	N BELT ST / W EVERETT AVE	7/3/2022	P1
C	TAKING MOTOR VEHICLE WITHOUT PERMISSION 2D	5500 N COCHRAN ST	7/5/2022	P1
C	TAKING MOTOR VEHICLE WITHOUT PERMISSION 2D	2400 W T J MEENACH DR	7/5/2022	P1
C	THEFT 2D ALL OTHER	6000 N SUTHERLIN ST	7/6/2022	P1
C	THEFT 2D FROM MOTOR VEHICLE	2500 W WELLESLEY AVE	7/6/2022	P1
C	THEFT 3D ALL OTHER	4000 N ELM ST	7/7/2022	
C	THEFT 3D CITY ALL OTHER	2300 W WELLESLEY AVE	7/6/2022	P1
C	THEFT 3D CITY ALL OTHER	4300 N BELT ST	7/8/2022	P1
C	THEFT 3D FROM MOTOR VEHICLE	4200 W PRINCETON AVE	7/6/2022	P1
C	THEFT 3D VEHICLE PARTS AND ACCESSORIES	3300 W GARLAND AVE	7/9/2022	P1
C	THEFT OF MOTOR VEHICLE	2300 W GLASS AVE	7/8/2022	P1

POLICE SUMMARY - Ending: Saturday, July 9, 2022



NW - North Central District (P2)

Preliminary IBR Counts

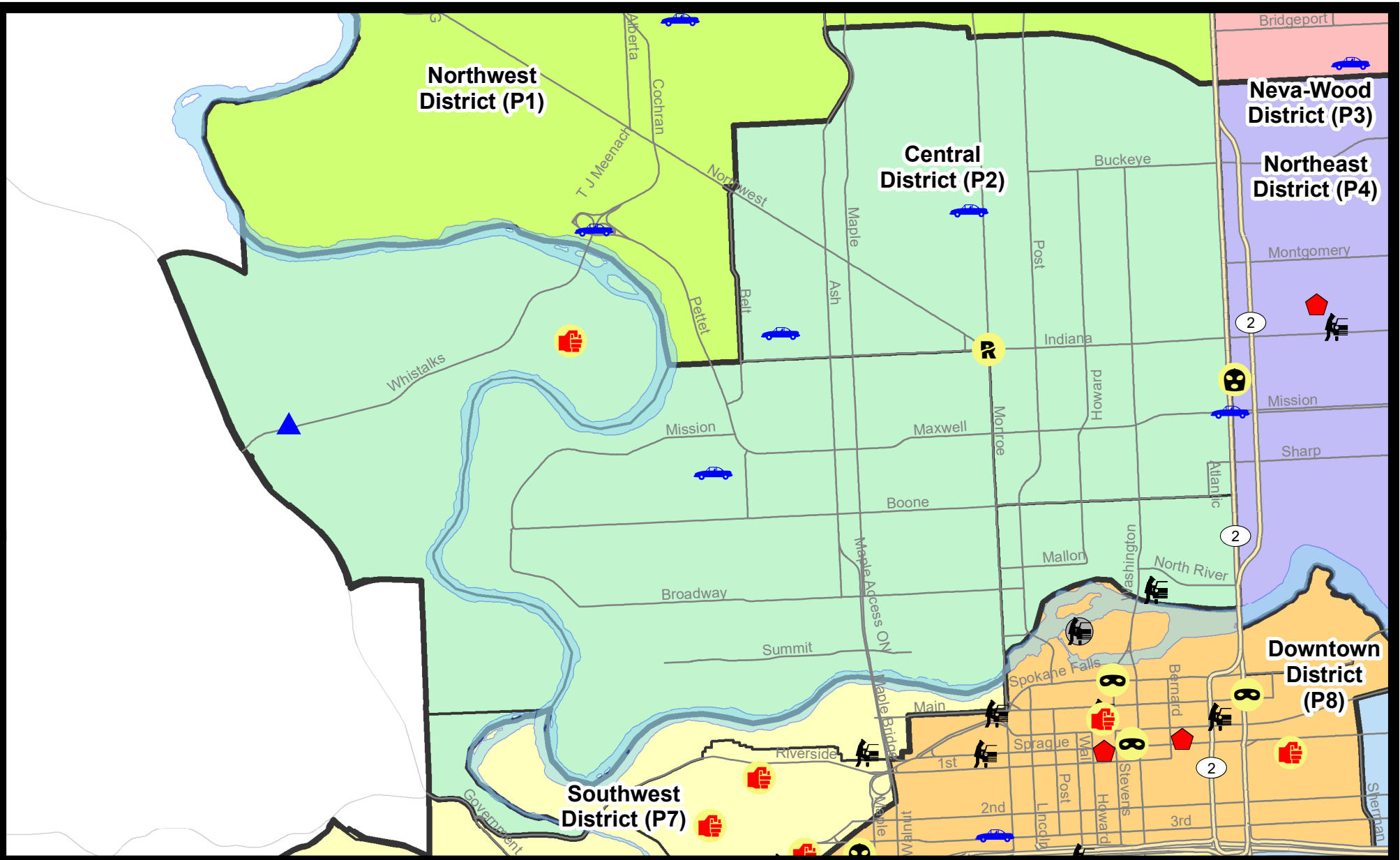
NIBRS Categories (Part 1 Selected)		7 Day Comparison			28 Day Comparison			YTD Comparison		
		Current	Prior	Percent	Current	Prior	Percent	Current	Prior	Percent
Violent	Criminal Homicide	0	0		0	0		1	0	
	Rape	1	2	-50.00%	4	1	300.00%	18	22	-18.18%
	Robbery - Commercial	0	0		0	1	-100.00%	8	1	700.00%
	Robbery - Person	0	1	-100.00%	3	1	200.00%	15	17	-11.76%
	Aggravated Assault - Non DV	0	2	-100.00%	7	5	40.00%	43	29	48.28%
	Aggravated Assault - DV	1	0		3	5	-40.00%	26	34	-23.53%
Violent Total:		2	5	-60.00%	17	13	30.77%	111	103	7.77%
Property	Burglary - Residential	0	4	-100.00%	10	13	-23.08%	56	69	-18.84%
	Burglary Garage	1	2	-50.00%	4	6	-33.33%	25	26	-3.85%
	Burglary Commercial	0	4	-100.00%	10	1	900.00%	37	22	68.18%
	Larceny	11	18	-38.89%	55	84	-34.52%	578	492	17.48%
	Vehicle Theft	3	6	-50.00%	16	18	-11.11%	111	81	37.04%
	Arson	0	0		0	0		7	9	-22.22%
Property Total:		15	34	-55.88%	95	122	-22.13%	814	699	16.45%
Preliminary Part 1 Crime Totals:		17	39	-56.41%	112	135	-17.04%	925	802	15.34%
Current 7 Day Period:		7/3/2022 - 7/9/2022			Prior 7 Day Period:		6/26/2022 - 7/2/2022			
Current 28 Day Period:		6/12/2022 - 7/9/2022			Prior 28 Day Period:		5/15/2022 - 6/11/2022			
Current YTD Day Period:		1/1/2022 - 7/9/2022			Prior YTD Period:		1/1/2021 - 7/9/2021			

Prepared by SPD Crime Analysis Office - Monday, July 11, 2022

NOTE: SPD moved from UCR to the NIBRS reporting standard on 10/4/16 following the transition to a new RMS System. [Numbers on CompStat reports prior to this date should not be used as a comparison to those on this report.](#) Additional info on these reporting standards can be found on the FBI website: <https://ucr.fbi.gov/nibrs-overview>

This chart represents Preliminary counts of selected crime categories from Police Case Reports. Full statistical analysis to determine the confidence level of this data has not been performed. The % change columns on the preliminary counts differ from the percentage change on the NIBRS crime report, sometimes significantly. The CompStat report is designed for operational use and includes only selected NIBRS categories and coding less complex than full NIBRS rules. Official statistics for these and other NIBRS categories can be found on WASPC & FBI websites once available.





City of Spokane
Central District (P2)
Selected
Crime Types
2022-07-03 to 2022-07-09
 Prepared By:
 Crime Analysis Unit
 Spokane Police Department

Legend


NIBRS Events

- | | | | |
|-------------------|--------------------|----------------------|---------------------|
| Criminal Homicide | Robbery Commercial | Aggravated Assault | Burglary Commercial |
| Rape | Robbery Person | Burglary Residential | Vehicle Prowling |
| | | Burglary Garage | Vehicle Theft |
| | | | Arson |

*Cases Represent LERMS Crime Codes
 Points may indicate multiple events
 Note: Veh Prowl is only Larceny category displayed*



*For Additional Information on Incidents
 pertaining to an Area, Trend, or Pattern
 Contact Information Analysis*



THIS IS NOT A LEGAL DOCUMENT:
 The information shown on this map is compiled
 from various sources and is subject to constant
 revision. Information shown on this map should
 not be used to determine the location of facilities
 in relationship to property lines, section lines,
 streets, etc.

Sunday - Saturday

NW - Central District (P2)

7/3/2022 TO 7/9/2022



<u>A/C</u>	<u>Offense Statute</u>	<u>Address</u>	<u>Reported Date</u>	<u>Dist</u>
<u>SPA2EG</u>				
C	RAPE 2D		7/3/2022	P1
C	THEFT 2D FROM BUILDING	2800 N POST ST	7/6/2022	P2
C	THEFT 3D ALL OTHER	1200 W YORK AVE	7/7/2022	
C	THEFT 3D SHOPLIFTING	1600 W NORTHWEST BLVD	7/7/2022	
C	THEFT 3D VEHICLE PARTS AND ACCESSORIES	1800 N WALL ST	7/5/2022	
C	THEFT 3D VEHICLE PARTS AND ACCESSORIES	800 W SHANNON AVE	7/7/2022	
C	THEFT OF MOTOR VEHICLE	1900 W SHANNON AVE	7/5/2022	P1
A	THEFT OF MOTOR VEHICLE	1000 W YORK AVE	7/6/2022	P1
<u>SPA2RS</u>				
C	THEFT 3D FROM MOTOR VEHICLE	300 W NORTH RIVER DR	7/4/2022	
C	THEFT 3D FROM MOTOR VEHICLE	300 W NORTH RIVER DR	7/7/2022	
C	THEFT 3D FROM MOTOR VEHICLE	300 W NORTH RIVER DR	7/7/2022	
<u>SPA2WC</u>				
C	THEFT 3D ALL OTHER	1800 W MALLON AVE	7/4/2022	
C	THEFT 3D VEHICLE PARTS AND ACCESSORIES	N CEDAR ST / W SUMMIT PKWY	7/5/2022	P2
C	THEFT 3D VEHICLE PARTS AND ACCESSORIES	2000 W BROADWAY AVE	7/6/2022	
C	THEFT OF MOTOR VEHICLE	2200 W SINTO AVE	7/4/2022	P1
<u>SPA2WH</u>				
C	BURGLARY 2D GARAGE	4100 W WHISTALKS WAY	7/5/2022	
C	IBR Purposes Only - Aggravated Assault	2800 W ELLIOTT DR	7/9/2022	P1

POLICE SUMMARY - Ending: Saturday, July 9, 2022



NE - Neva-Wood District (P3)

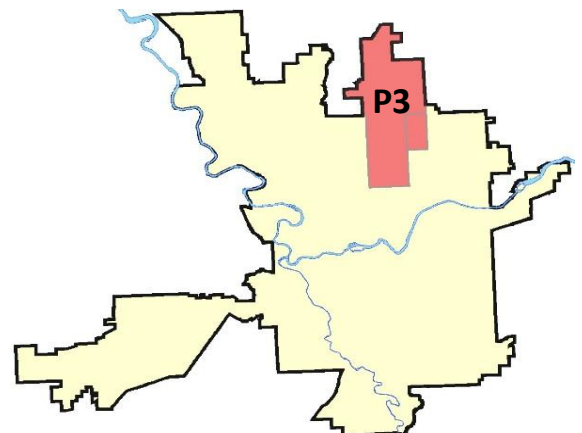
Preliminary IBR Counts

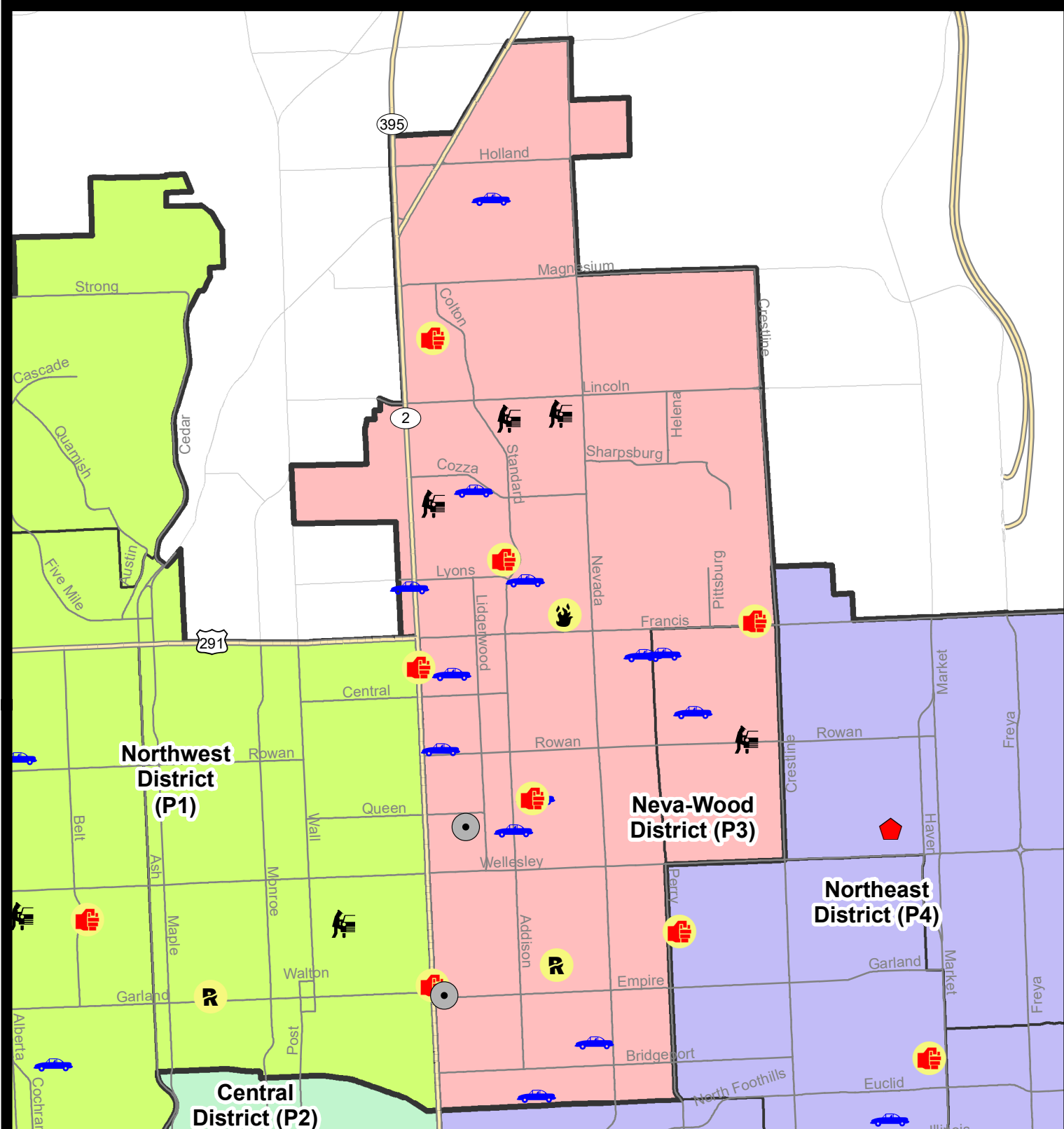
NIBRS Categories (Part 1 Selected)		7 Day Comparison			28 Day Comparison			YTD Comparison		
		Current	Prior	Percent	Current	Prior	Percent	Current	Prior	Percent
Violent	Criminal Homicide	0	1	-100.00%	1	0		1	2	-50.00%
	Rape	1	0		3	2	50.00%	15	27	-44.44%
	Robbery - Commercial	0	1	-100.00%	2	3	-33.33%	24	9	166.67%
	Robbery - Person	0	1	-100.00%	4	4	0.00%	25	16	56.25%
	Aggravated Assault - Non DV	2	1	100.00%	4	4	0.00%	33	42	-21.43%
	Aggravated Assault - DV	4	0		5	1	400.00%	23	35	-34.29%
Violent Total:		7	4	75.00%	19	14	35.71%	121	131	-7.63%
Property	Burglary - Residential	0	4	-100.00%	7	14	-50.00%	73	51	43.14%
	Burglary Garage	0	1	-100.00%	4	10	-60.00%	35	36	-2.78%
	Burglary Commercial	2	3	-33.33%	8	7	14.29%	53	44	20.45%
	Larceny	19	44	-56.82%	159	181	-12.15%	1307	961	36.00%
	Vehicle Theft	13	4	225.00%	28	25	12.00%	178	64	178.13%
	Arson	1	0		1	2	-50.00%	6	5	20.00%
Property Total:		35	56	-37.50%	207	239	-13.39%	1652	1161	42.29%
Preliminary Part 1 Crime Totals:		42	60	-30.00%	226	253	-10.67%	1773	1292	37.23%
Current 7 Day Period:		7/3/2022 - 7/9/2022			Prior 7 Day Period:		6/26/2022 - 7/2/2022			
Current 28 Day Period:		6/12/2022 - 7/9/2022			Prior 28 Day Period:		5/15/2022 - 6/11/2022			
Current YTD Day Period:		1/1/2022 - 7/9/2022			Prior YTD Period:		1/1/2021 - 7/9/2021			

Prepared by SPD Crime Analysis Office - Monday, July 11, 2022

NOTE: SPD moved from UCR to the NIBRS reporting standard on 10/4/16 following the transition to a new RMS System. [Numbers on CompStat reports prior to this date should not be used as a comparison to those on this report.](#) Additional info on these reporting standards can be found on the FBI website: <https://ucr.fbi.gov/nibrs-overview>

This chart represents Preliminary counts of selected crime categories from Police Case Reports. Full statistical analysis to determine the confidence level of this data has not been performed. The % change columns on the preliminary counts differ from the percentage change on the NIBRS crime report, sometimes significantly. The CompStat report is designed for operational use and includes only selected NIBRS categories and coding less complex than full NIBRS rules. Official statistics for these and other NIBRS categories can be found on WASPC & FBI websites once available.





City of Spokane
Neva-Wood District (P3)
Selected Crime Codes
2022-07-03 to 2022-07-09
 Prepared By:
 Crime Analysis Unit
 Spokane Police Department

Legend

NIBRS Events



Criminal Homicide



Rape



Robbery Commercial



Robbery Person



Aggravated Assault



Burglary Residential



Burglary Garage



Burglary Commercial



Vehicle Prowling



Vehicle Theft



Arson



Cases Represent LERMS Crime Codes
 Points may indicate multiple events
 Note: Veh Prowl is only Larceny displayed

For Additional Information on
 Incidents pertaining to an
 Area, Trend, or Pattern
 Contact Information Analysis

0 0.2 0.4 0.8 Miles



THIS IS NOT A LEGAL DOCUMENT:
 The information shown on this map is compiled
 from various sources and is subject to constant
 revision. Information shown on this map should
 not be used to determine the location of facilities
 in relationship to property lines, section lines,
 streets, etc.

Sunday - Saturday

NE - Neva-Wood District (P3)

7/3/2022 TO 7/9/2022



<u>A/C</u>	<u>Offense Statute</u>	<u>Address</u>	<u>Reported Date</u>	<u>Dist</u>
SPB3NL				
C	ARSON 1D	800 E ROSEWOOD AVE	7/3/2022	P2
C	ASSAULT 2D	6900 N WISCOMB ST	7/3/2022	P3
C	ASSAULT 2D	500 E CROWN AVE	7/3/2022	P3
C	ASSAULT 2D	100 E STONEWALL AVE	7/6/2022	P2
A	ASSAULT 2D	E DALKE AVE / N DIVISION ST	7/8/2022	P4
C	ASSAULT 2D	1900 E FRANCIS AVE	7/8/2022	P3
C	BURGLARY 1D COMMERCIAL	0 E EMPIRE AVE	7/6/2022	P3
C	BURGLARY 1D COMMERCIAL	4700 N DIVISION ST	7/7/2022	P4
C	IBR Purposes Only - Aggravated Assault	E GARLAND AVE / N DIVISION ST	7/8/2022	P2
C	RAPE 2D		7/3/2022	P3
C	THEFT 1D ALL OTHER	400 E HOLLAND AVE	7/6/2022	P3
C	THEFT 2D FROM BUILDING	8000 N DIVISION ST	7/6/2022	P4
C	THEFT 2D FROM BUILDING	8200 N DIVISION ST	7/3/2022	
C	THEFT 2D FROM MOTOR VEHICLE	0 E WEILE AVE	7/4/2022	P3
C	THEFT 2D FROM MOTOR VEHICLE	7700 N DAKOTA ST	7/4/2022	P3
C	THEFT 2D SHOPLIFTING	5700 N DIVISION ST	7/6/2022	
C	THEFT 2D VEHICLE PARTS AND ACCESSORIES	400 E HOLLAND AVE	7/6/2022	P3
C	THEFT 3D ALL OTHER	9200 N COLTON ST	7/4/2022	P3
C	THEFT 3D ALL OTHER	800 E LYONS AVE	7/8/2022	P3
C	THEFT 3D ALL OTHER	1700 E LINCOLN RD	7/7/2022	
C	THEFT 3D CITY SHOPLIFTING	7700 N DIVISION ST	7/8/2022	P3
C	THEFT 3D FROM BUILDING	7700 N WILDING DR	7/5/2022	P3
C	THEFT 3D FROM BUILDING	7700 N WILDING DR	7/8/2022	
C	THEFT 3D FROM MOTOR VEHICLE	7700 N WILDING DR	7/5/2022	P3
C	THEFT 3D SHOPLIFTING	9200 N COLTON ST	7/4/2022	P3
C	THEFT 3D SHOPLIFTING	5800 N DIVISION ST	7/3/2022	
C	THEFT 3D SHOPLIFTING	5500 N DIVISION ST	7/4/2022	
C	THEFT 3D VEHICLE PARTS AND ACCESSORIES	6600 N STANDARD ST	7/7/2022	P3
C	THEFT OF MOTOR VEHICLE	500 E CROWN AVE	7/3/2022	P4
C	THEFT OF MOTOR VEHICLE	200 E ASTOR DR	7/3/2022	P4
C	THEFT OF MOTOR VEHICLE	1300 E DALKE AVE	7/3/2022	P4
C	THEFT OF MOTOR VEHICLE	5500 N DIVISION ST	7/3/2022	P3
C	THEFT OF MOTOR VEHICLE	500 E DALTON AVE	7/4/2022	P4
C	THEFT OF MOTOR VEHICLE	9200 N COLTON ST	7/5/2022	P4
C	THEFT OF MOTOR VEHICLE	6000 N MAYFAIR ST	7/5/2022	P4
A	THEFT OF MOTOR VEHICLE	6600 N DIVISION ST	7/4/2022	P3
C	THEFT OF MOTOR VEHICLE	E OLYMPIC AVE / N ADDISON ST	7/5/2022	P4
C	THEFT OF MOTOR VEHICLE	800 E GLASS AVE	7/7/2022	P4

For protection of victim privacy, the entire address on sexual assault crimes has been redacted.

A/C	Offense Statute	Address	Reported Date	Dist
C	THEFT OF MOTOR VEHICLE	6600 N STANDARD ST	7/7/2022	P3
<u>SPB3WH</u>				
C	THEFT OF A FIREARM FROM MOTOR VEHICLE	1800 E ROWAN AVE	7/7/2022	P3
C	THEFT OF MOTOR VEHICLE	1400 E DALKE AVE	7/6/2022	P3
C	THEFT OF MOTOR VEHICLE	1600 E JOSEPH AVE	7/6/2022	P4

POLICE SUMMARY - Ending: Saturday, July 9, 2022



NE - Northeast District (P4)

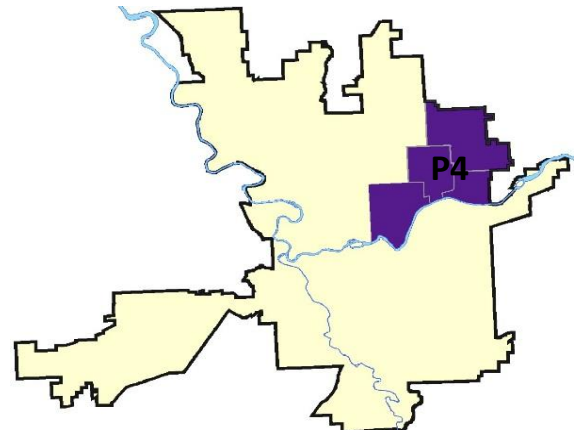
Preliminary IBR Counts

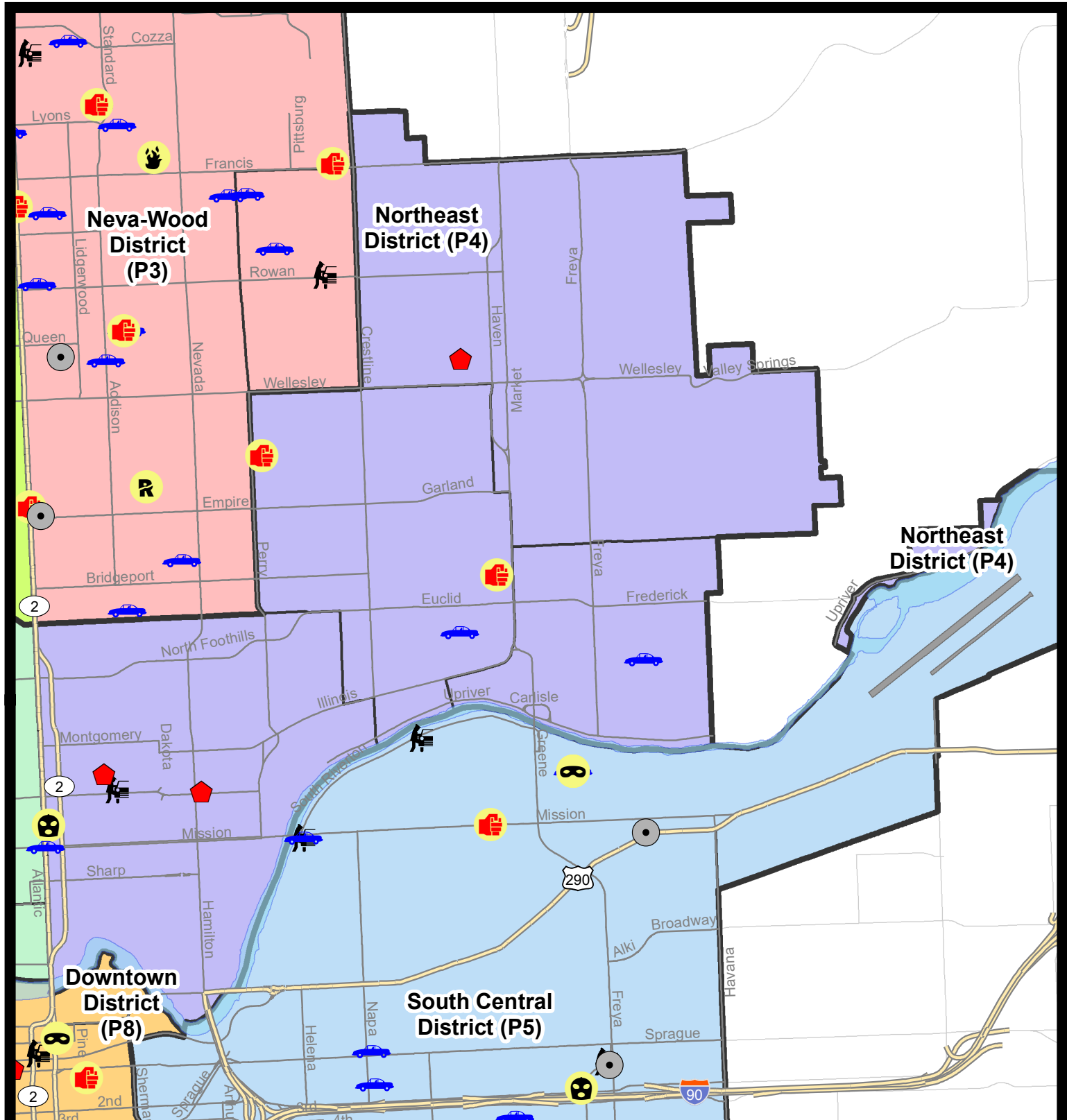
NIBRS Categories (Part 1 Selected)		7 Day Comparison			28 Day Comparison			YTD Comparison		
		Current	Prior	Percent	Current	Prior	Percent	Current	Prior	Percent
Violent	Criminal Homicide	0	0		0	0		0	0	
	Rape	1	0		3	0		15	20	-25.00%
	Robbery - Commercial	1	0		1	1	0.00%	8	4	100.00%
	Robbery - Person	0	0		2	0		11	17	-35.29%
	Aggravated Assault - Non DV	2	5	-60.00%	10	8	25.00%	49	32	53.13%
	Aggravated Assault - DV	1	2	-50.00%	5	6	-16.67%	34	26	30.77%
Violent Total:		5	7	-28.57%	21	15	40.00%	117	99	18.18%
Property	Burglary - Residential	3	2	50.00%	7	12	-41.67%	67	72	-6.94%
	Burglary Garage	0	1	-100.00%	2	8	-75.00%	23	30	-23.33%
	Burglary Commercial	0	1	-100.00%	2	11	-81.82%	73	29	151.72%
	Larceny	9	19	-52.63%	52	63	-17.46%	537	574	-6.45%
	Vehicle Theft	3	6	-50.00%	22	21	4.76%	148	91	62.64%
	Arson	0	0		1	1	0.00%	6	11	-45.45%
Property Total:		15	29	-48.28%	86	116	-25.86%	854	807	5.82%
Preliminary Part 1 Crime Totals:		20	36	-44.44%	107	131	-18.32%	971	906	7.17%
Current 7 Day Period:		7/3/2022 - 7/9/2022			Prior 7 Day Period:		6/26/2022 - 7/2/2022			
Current 28 Day Period:		6/12/2022 - 7/9/2022			Prior 28 Day Period:		5/15/2022 - 6/11/2022			
Current YTD Day Period:		1/1/2022 - 7/9/2022			Prior YTD Period:		1/1/2021 - 7/9/2021			

Prepared by SPD Crime Analysis Office - Monday, July 11, 2022

NOTE: SPD moved from UCR to the NIBRS reporting standard on 10/4/16 following the transition to a new RMS System. [Numbers on CompStat reports prior to this date should not be used as a comparison to those on this report.](#) Additional info on these reporting standards can be found on the FBI website: <https://ucr.fbi.gov/nibrs-overview>

This chart represents Preliminary counts of selected crime categories from Police Case Reports. Full statistical analysis to determine the confidence level of this data has not been performed. The % change columns on the preliminary counts differ from the percentage change on the NIBRS crime report, sometimes significantly. The CompStat report is designed for operational use and includes only selected NIBRS categories and coding less complex than full NIBRS rules. Official statistics for these and other NIBRS categories can be found on WASPC & FBI websites once available.





City of Spokane

Northeast District (P4)

Selected Crime Codes

2022-07-03 to 2022-07-09

Prepared By:
Crime Analysis Unit
Spokane Police Department

Legend

NIBRS Events



Criminal Homicide



Rape



Robbery Commercial




Robbery Person



Aggravated Assault



Burglary Residential



Burglary Garage



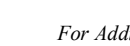
Burglary Commercial



Vehicle Prowling



Vehicle Theft



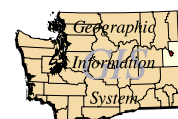
Arson



Cases Represent LERMS Crime Codes
Points may indicate multiple events
Note: Veh Prowl is only Larceny displayed

For Additional Information on
Incidents pertaining to an
Area, Trend, or Pattern
Contact Information Analysis

0 0.2 0.4 0.8 Miles



THIS IS NOT A LEGAL DOCUMENT:
The information shown on this map is compiled
from various sources and is subject to constant
revision. Information shown on this map should
not be used to determine the location of facilities
in relationship to property lines, section lines,
streets, etc.

Sunday - Saturday

NE - Northeast District (P4)

7/3/2022 TO 7/9/2022



<u>A/C</u>	<u>Offense Statute</u>	<u>Address</u>	<u>Reported Date</u>	<u>Dist</u>
<u>SPB4BE</u>				
C	ASSAULT 2D	1400 E ROCKWELL AVE	7/4/2022	P4
C	DRIVE BY SHOOTING	E BRIDGEPORT AVE / N HAVEN ST	7/6/2022	P4
C	THEFT 3D VEHICLE PARTS AND ACCESSORIES	3900 N CRESTLINE ST	7/5/2022	P5
C	THEFT OF MOTOR VEHICLE	2900 N LACEY ST	7/7/2022	P4
<u>SPB4HI</u>				
C	IBR Purposes Only - Theft of Motor Vehicle Parts or Accessori	E FRANCIS AVE / N SMITH ST	7/9/2022	P4
C	RESIDENTIAL BURGLARY	4800 N NELSON ST	7/9/2022	P4
C	THEFT 1D FROM BUILDING	2900 E BROAD AVE	7/4/2022	P4
C	THEFT 2D FROM BUILDING	2200 E FRANCIS AVE	7/4/2022	P4
<u>SPB4LO</u>				
C	ASSAULT 2D	1700 N DIVISION ST	7/7/2022	P2
C	RAPE 3D ORAL/ANAL OR SAME SEX		7/3/2022	P4
C	RESIDENTIAL BURGLARY	300 E BALDWIN AVE	7/4/2022	P2
C	RESIDENTIAL BURGLARY	900 E INDIANA AVE	7/8/2022	P4
C	ROBBERY 2D COMMERCIAL	1700 N DIVISION ST	7/7/2022	P2
C	THEFT 2D ALL OTHER	2200 N HAMILTON ST	7/5/2022	P2
C	THEFT 3D ALL OTHER	1100 E INDIANA AVE	7/4/2022	
C	THEFT 3D FROM BUILDING	300 E BALDWIN AVE	7/4/2022	P2
C	THEFT 3D FROM MOTOR VEHICLE	400 E INDIANA AVE	7/4/2022	
C	THEFT OF MOTOR VEHICLE	W MISSION AVE / N DIVISION ST	7/4/2022	P1
<u>SPB4MI</u>				
C	THEFT 2D ALL OTHER	4000 E EUCLID AVE	7/4/2022	P4
C	THEFT OF MOTOR VEHICLE	3900 E BUCKEYE AVE	7/3/2022	P4

SPOKANE POLICE DEPARTMENT



SOUTH **Police Service Area**

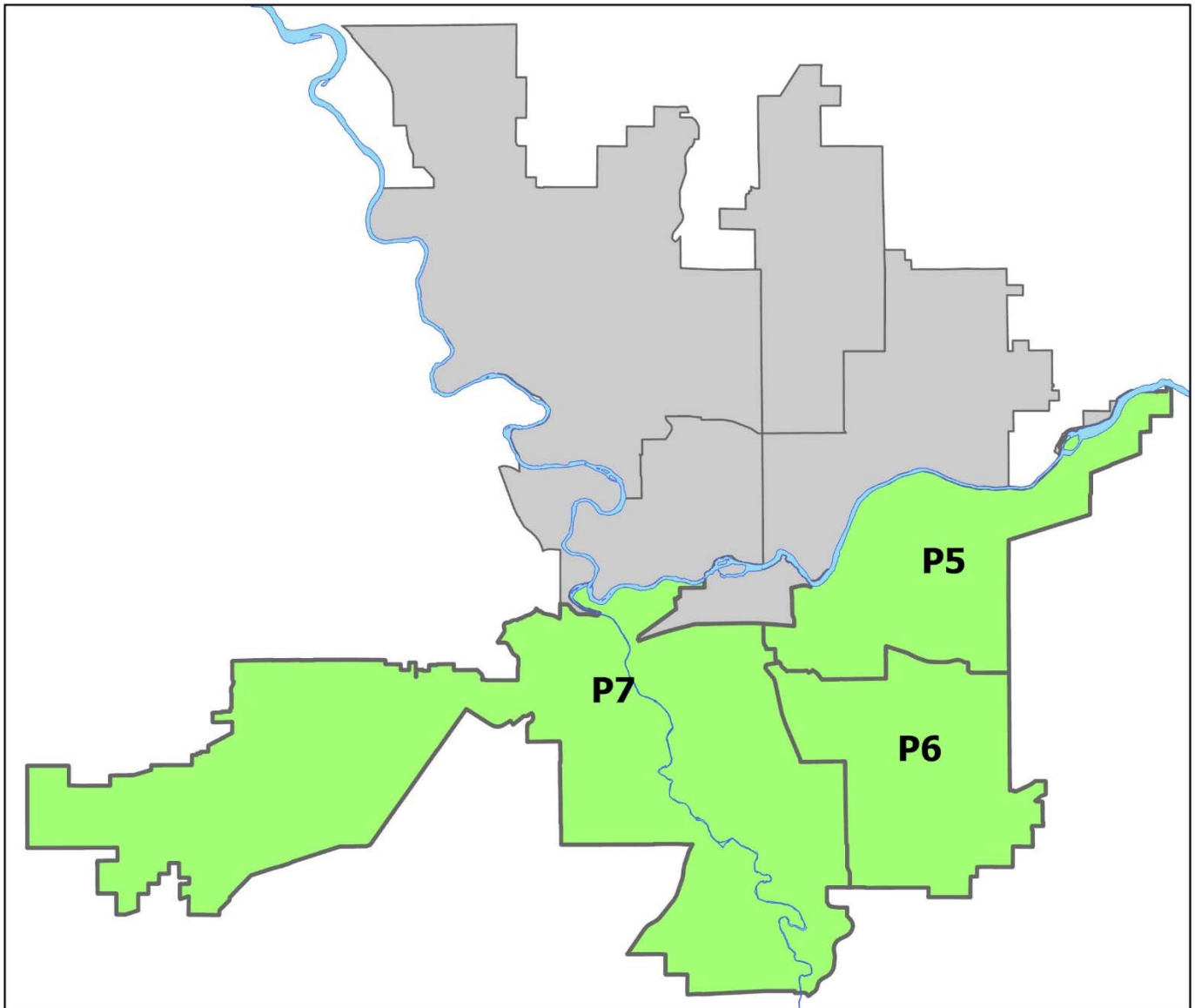
PSA Commander

Captain Brad Arleth

South Central District (P5)

Southeast District (P6)

Southwest District (P7)



POLICE SUMMARY - Ending: Saturday, July 9, 2022

SOUTH PRECINCT (P5, P6, and P7)



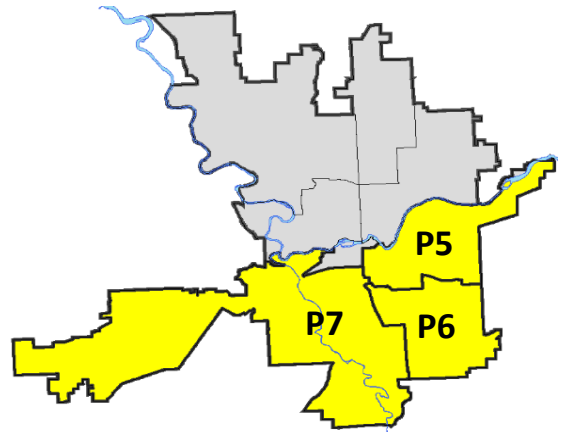
Preliminary IBR Counts

NIBRS Categories (Part 1 Selected)		7 Day Comparison			28 Day Comparison			YTD Comparison		
		Current	Prior	Percent	Current	Prior	Percent	Current	Prior	Percent
Violent	Criminal Homicide	0	0		0	0		1	2	-50.00%
	Rape	1	0		4	5	-20.00%	37	41	-9.76%
	Robbery - Commercial	2	1	100.00%	3	0		9	5	80.00%
	Robbery - Person	2	2	0.00%	6	3	100.00%	22	23	-4.35%
	Aggravated Assault - Non DV	4	2	100.00%	14	7	100.00%	67	72	-6.94%
	Aggravated Assault - DV	3	2	50.00%	9	6	50.00%	56	60	-6.67%
Violent Total:		12	7	71.43%	36	21	71.43%	192	203	-5.42%
Property	Burglary - Residential	0	3	-100.00%	12	28	-57.14%	126	110	14.55%
	Burglary Garage	3	2	50.00%	10	17	-41.18%	73	79	-7.59%
	Burglary Commercial	3	5	-40.00%	15	20	-25.00%	109	61	78.69%
	Larceny	37	67	-44.78%	210	206	1.94%	1537	1165	31.93%
	Vehicle Theft	14	9	55.56%	41	41	0.00%	272	157	73.25%
	Arson	0	0		1	1	0.00%	9	19	-52.63%
Property Total:		57	86	-33.72%	289	313	-7.67%	2126	1591	33.63%
Preliminary Part 1 Crime Totals:		69	93	-25.81%	325	334	-2.69%	2318	1794	29.21%
Current 7 Day Period:		7/3/2022 - 7/9/2022			Prior 7 Day Period:		6/26/2022 - 7/2/2022			
Current 28 Day Period:		6/12/2022 - 7/9/2022			Prior 28 Day Period:		5/15/2022 - 6/11/2022			
Current YTD Day Period:		1/1/2022 - 7/9/2022			Prior YTD Period:		1/1/2021 - 7/9/2021			

Prepared by SPD Crime Analysis Office - Monday, July 11, 2022

NOTE: SPD moved from UCR to the NIBRS reporting standard on 10/4/16 following the transition to a new RMS System. [Numbers on CompStat reports prior to this date should not be used as a comparison to those on this report.](#) Additional info on these reporting standards can be found on the FBI website: <https://ucr.fbi.gov/nibrs-overview>

This chart represents Preliminary counts of selected crime categories from Police Case Reports. Full statistical analysis to determine the confidence level of this data has not been performed. The % change columns on the preliminary counts differ from the percentage change on the NIBRS crime report, sometimes significantly. The CompStat report is designed for operational use and includes only selected NIBRS categories and coding less complex than full NIBRS rules. Official statistics for these and other NIBRS categories can be found on WASPC & FBI websites once available.



POLICE SUMMARY - Ending: Saturday, July 9, 2022



SE - South Central District (P5)

Preliminary IBR Counts

NIBRS Categories (Part 1 Selected)		7 Day Comparison			28 Day Comparison			YTD Comparison		
		Current	Prior	Percent	Current	Prior	Percent	Current	Prior	Percent
Violent	Criminal Homicide	0	0		0	0		0	0	
	Rape	0	0		0	1	-100.00%	12	19	-36.84%
	Robbery - Commercial	1	1	0.00%	2	0		3	2	50.00%
	Robbery - Person	1	0		2	0		6	11	-45.45%
	Aggravated Assault - Non DV	3	1	200.00%	8	3	166.67%	32	35	-8.57%
	Aggravated Assault - DV	0	0		2	2	0.00%	28	26	7.69%
Violent Total:		5	2	150.00%	14	6	133.33%	81	93	-12.90%
Property	Burglary - Residential	0	2	-100.00%	5	9	-44.44%	42	34	23.53%
	Burglary Garage	0	1	-100.00%	4	4	0.00%	22	17	29.41%
	Burglary Commercial	2	3	-33.33%	9	12	-25.00%	62	32	93.75%
	Larceny	17	23	-26.09%	83	75	10.67%	554	401	38.15%
	Vehicle Theft	8	5	60.00%	22	21	4.76%	122	63	93.65%
	Arson	0	0		0	0		3	10	-70.00%
Property Total:		27	34	-20.59%	123	121	1.65%	805	557	44.52%
Preliminary Part 1 Crime Totals:		32	36	-11.11%	137	127	7.87%	886	650	36.31%
Current 7 Day Period:		7/3/2022 - 7/9/2022			Prior 7 Day Period:		6/26/2022 - 7/2/2022			
Current 28 Day Period:		6/12/2022 - 7/9/2022			Prior 28 Day Period:		5/15/2022 - 6/11/2022			
Current YTD Day Period:		1/1/2022 - 7/9/2022			Prior YTD Period:		1/1/2021 - 7/9/2021			


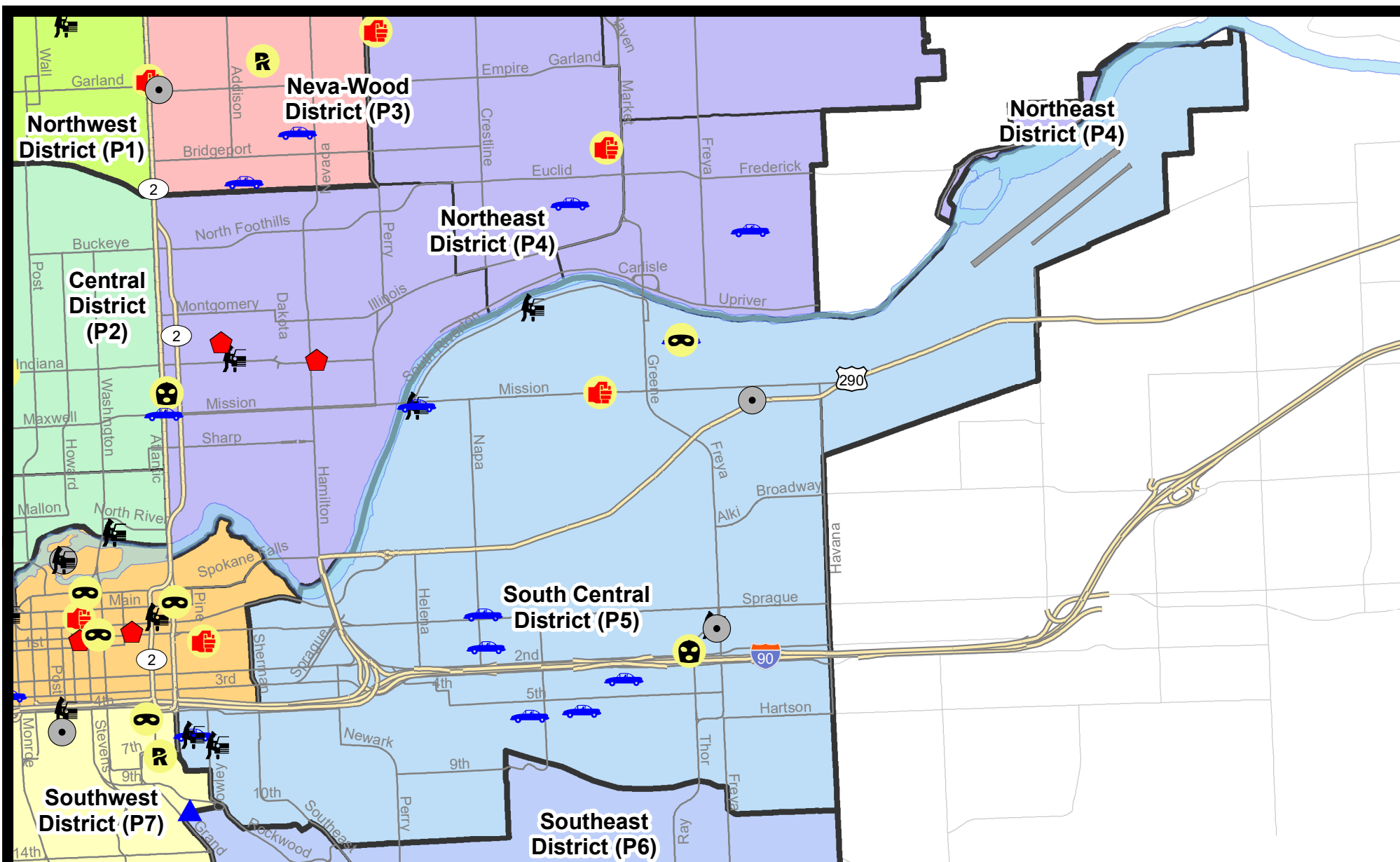
Prepared by SPD Crime Analysis Office - Monday, July 11, 2022

NOTE: SPD moved from UCR to the NIBRS reporting standard on 10/4/16 following the transition to a new RMS System. [Numbers on CompStat reports prior to this date should not be used as a comparison to those on this report.](#) Additional info on these reporting standards can be found on the FBI website: <https://ucr.fbi.gov/nibrs-overview>

This chart represents Preliminary counts of selected crime categories from Police Case Reports. Full statistical analysis to determine the confidence level of this data has not been performed. The % change columns on the preliminary counts differ from the percentage change on the NIBRS crime report, sometimes significantly. The CompStat report is designed for operational use and includes only selected NIBRS categories and coding less complex than full NIBRS rules. Official statistics for these and other NIBRS categories can be found on WASPC & FBI websites once available.



Note: On 2/10/21 a portion of the Police Block SPC5EC became part of the Downtown Precinct (SPD8EC); Consequently activity in P5 will appear lower if compared to printed CompStat reports prior to 2/10/21



City of Spokane
South Central District (P5)
Selected
Crime Types
2022-07-03 to 2022-07-09

Prepared By:
Crime Analysis Unit
Spokane Police Department

Legend

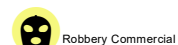
NIBRS Events



Criminal Homicide



Rape



Robbery Commercial



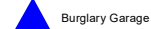
Robbery Person



Aggravated Assault



Burglary Residential



Burglary Garage



Burglary Commercial



Vehicle Prowling



Vehicle Theft



Arson

Cases Represent LERMS Crime Codes

Points may indicate multiple events

Note: Veh Prowl is only Larceny category displayed



For Additional Information on Incidents
 pertaining to an Area, Trend, or Pattern
 Contact Information Analysis

0 0.2 0.4 0.6 0.8 1 Miles



THIS IS NOT A LEGAL DOCUMENT:
 The information shown on this map is compiled
 from various sources and is subject to constant
 revision. Information shown on this map should
 not be used to determine the location of facilities
 in relationship to property lines, section lines,
 streets, etc.

Sunday - Saturday

7/3/2022 TO 7/9/2022

SE - South Central District (P5)



A/C	Offense Statute	Address	Reported Date	Dist
<u>SPC5EC</u>				
C	BURGLARY 2D COMMERCIAL	100 S FREYA ST	7/8/2022	P6
A	ROBBERY 1D COMMERCIAL	200 S THOR ST	7/9/2022	P6
C	THEFT 2D FROM MOTOR VEHICLE	S THOR PL / S FREYA ST	7/5/2022	P5
C	THEFT 3D ALL OTHER	400 S THOR ST	7/7/2022	P6
C	THEFT 3D ALL OTHER	200 S NELSON ST	7/8/2022	P6
C	THEFT 3D ALL OTHER	3700 E 6TH AVE	7/5/2022	
C	THEFT 3D ALL OTHER	S PITTSBURG ST / E 5TH AVE	7/7/2022	
C	THEFT 3D CITY FROM MOTOR VEHICLE	E 6TH AVE / S PINE ST	7/6/2022	P6
C	THEFT 3D FROM MOTOR VEHICLE	700 S COWLEY ST	7/5/2022	
C	THEFT 3D SHOPLIFTING	400 S THOR ST	7/7/2022	P6
C	THEFT 3D SHOPLIFTING	400 S THOR ST	7/7/2022	P6
C	THEFT 3D VEHICLE PARTS AND ACCESSORIES	800 S COWLEY ST	7/5/2022	P5
C	THEFT 3D VEHICLE PARTS AND ACCESSORIES	3200 E TRENT AVE	7/6/2022	P5
C	THEFT 3D VEHICLE PARTS AND ACCESSORIES	100 S SHERMAN ST	7/4/2022	
C	THEFT OF MOTOR VEHICLE	2600 E 6TH AVE	7/3/2022	P5
C	THEFT OF MOTOR VEHICLE	2000 E PACIFIC AVE	7/3/2022	P6
C	THEFT OF MOTOR VEHICLE	E 6TH AVE / S STONE ST	7/5/2022	P6
C	THEFT OF MOTOR VEHICLE	E 6TH AVE / S PINE ST	7/6/2022	P6
C	THEFT OF MOTOR VEHICLE	2000 E SPRAGUE AVE	7/8/2022	P6
C	THEFT OF MOTOR VEHICLE	300 S HAVEN ST	7/9/2022	P6
<u>SPC5GP</u>				
C	ASSAULT 1D	1800 N GREENE ST	7/5/2022	P6
C	ASSAULT 2D	1800 N GREENE ST	7/5/2022	P6
A	BURGLARY 2D COMMERCIAL	3800 E TRENT AVE	7/6/2022	P6
A	ROBBERY 1D PERSON	1800 N GREENE ST	7/5/2022	P6
C	THEFT 1D ALL OTHER	E TRENT AVE / N HAVANA ST	7/5/2022	P5
C	THEFT 2D ALL OTHER	2000 E MALLON AVE	7/7/2022	P5
C	THEFT 2D FROM MOTOR VEHICLE	2400 E SOUTH RIVERTON AVE	7/5/2022	
C	THEFT 3D ALL OTHER	2600 E SHARP AVE	7/4/2022	P5
A	THEFT 3D FROM MOTOR VEHICLE	1600 E MISSION AVE	7/7/2022	P5
C	THEFT OF MOTOR VEHICLE	1800 N GREENE ST	7/5/2022	P6
A	THEFT OF MOTOR VEHICLE	1600 E MISSION AVE	7/7/2022	P5
C	VEHICULAR ASSAULT	E MISSION AVE / N REGAL ST	7/5/2022	P6

POLICE SUMMARY - Ending: Saturday, July 9, 2022



SE - Southeast District (P6)

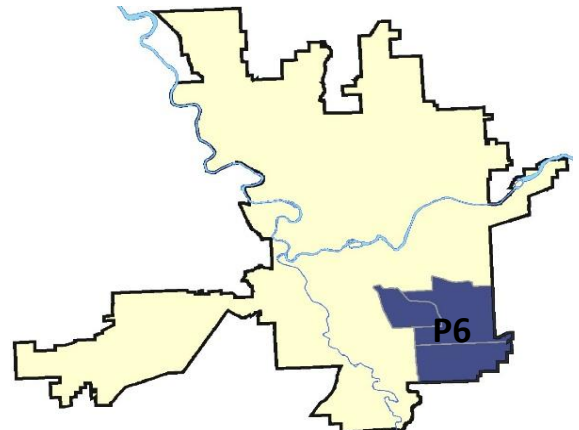
Preliminary IBR Counts

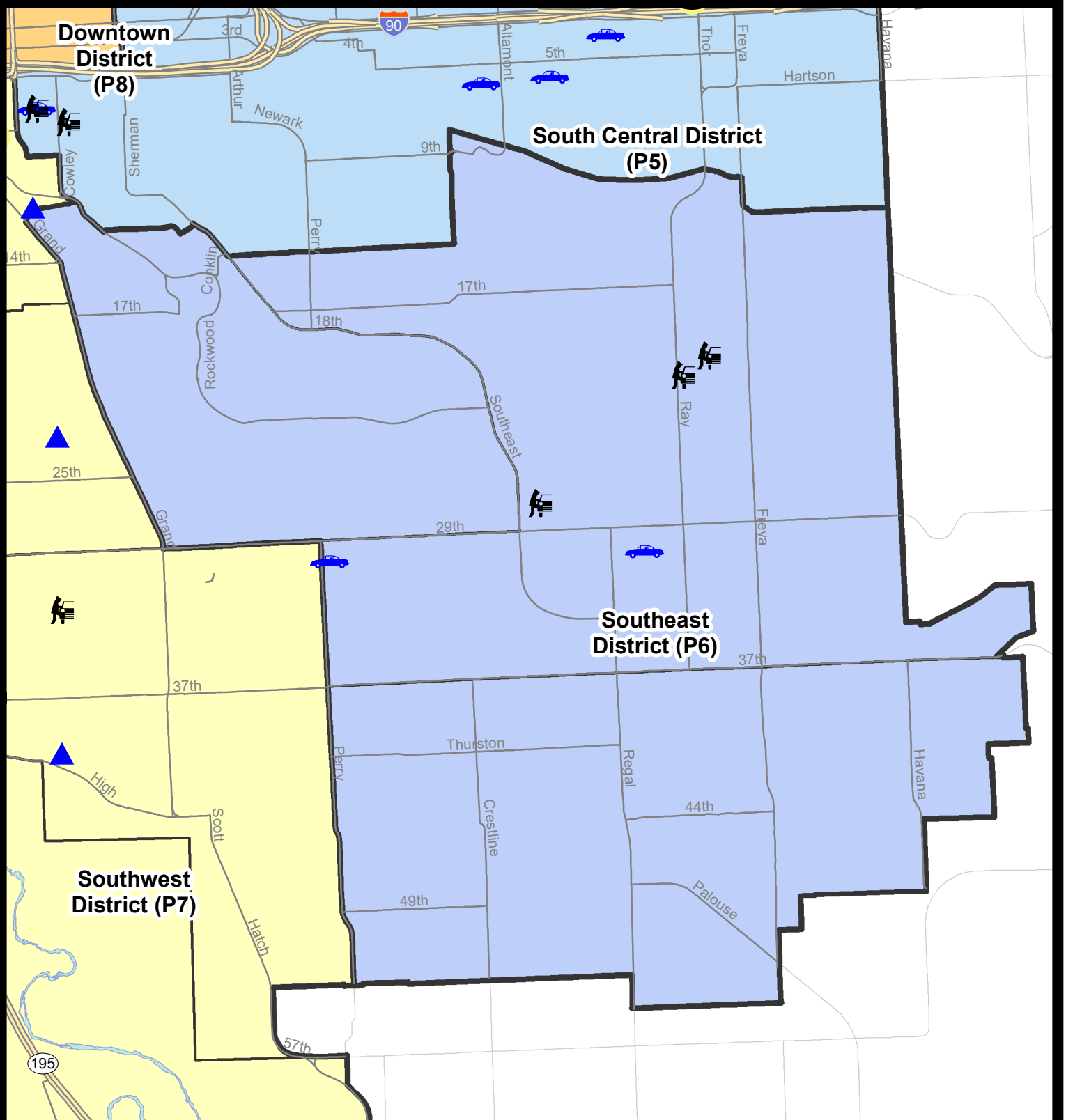
NIBRS Categories (Part 1 Selected)		7 Day Comparison			28 Day Comparison			YTD Comparison		
		Current	Prior	Percent	Current	Prior	Percent	Current	Prior	Percent
Violent	Criminal Homicide	0	0		0	0		0	0	
	Rape	0	0		0	1	-100.00%	6	5	20.00%
	Robbery - Commercial	0	0		0	0		2	1	100.00%
	Robbery - Person	0	0		0	2	-100.00%	4	3	33.33%
	Aggravated Assault - Non DV	0	0		1	0		8	8	0.00%
	Aggravated Assault - DV	0	0		0	3	-100.00%	11	10	10.00%
Violent Total:		0	0		1	6	-83.33%	31	27	14.81%
Property	Burglary - Residential	0	0		1	8	-87.50%	43	29	48.28%
	Burglary Garage	0	0		1	4	-75.00%	18	25	-28.00%
	Burglary Commercial	0	0		0	3	-100.00%	13	6	116.67%
	Larceny	7	11	-36.36%	39	45	-13.33%	295	258	14.34%
	Vehicle Theft	2	1	100.00%	5	4	25.00%	48	25	92.00%
	Arson	0	0		0	0		1	4	-75.00%
Property Total:		9	12	-25.00%	46	64	-28.13%	418	347	20.46%
Preliminary Part 1 Crime Totals:		9	12	-25.00%	47	70	-32.86%	449	374	20.05%
Current 7 Day Period:		7/3/2022 - 7/9/2022			Prior 7 Day Period:		6/26/2022 - 7/2/2022			
Current 28 Day Period:		6/12/2022 - 7/9/2022			Prior 28 Day Period:		5/15/2022 - 6/11/2022			
Current YTD Day Period:		1/1/2022 - 7/9/2022			Prior YTD Period:		1/1/2021 - 7/9/2021			

Prepared by SPD Crime Analysis Office - Monday, July 11, 2022

NOTE: SPD moved from UCR to the NIBRS reporting standard on 10/4/16 following the transition to a new RMS System. [Numbers on CompStat reports prior to this date should not be used as a comparison to those on this report.](#) Additional info on these reporting standards can be found on the FBI website: <https://ucr.fbi.gov/nibrs-overview>

This chart represents Preliminary counts of selected crime categories from Police Case Reports. Full statistical analysis to determine the confidence level of this data has not been performed. The % change columns on the preliminary counts differ from the percentage change on the NIBRS crime report, sometimes significantly. The CompStat report is designed for operational use and includes only selected NIBRS categories and coding less complex than full NIBRS rules. Official statistics for these and other NIBRS categories can be found on WASPC & FBI websites once available.





City of Spokane
Southeast District (P6)
Selected Crime Codes
2022-07-03 to 2022-07-09
 Prepared By:
Crime Analysis Unit
Spokane Police Department

Legend

NIBRS Events



Criminal Homicide



Rape



Robbery Commercial



Robbery Person



Aggravated Assault



Burglary Residential



Burglary Garage



Burglary Commercial



Vehicle Prowling



Vehicle Theft



Arson



Cases Represent LERMS Crime Codes
 Points may indicate multiple events
 Note: Veh Prowl is only Larceny displayed

For Additional Information on
 Incidents pertaining to an
 Area, Trend, or Pattern
 Contact Information Analysis

0 0.15 0.3 0.6 Miles



THIS IS NOT A LEGAL DOCUMENT:
 The information shown on this map is compiled
 from various sources and is subject to constant
 revision. Information shown on this map should
 not be used to determine the location of facilities
 in relationship to property lines, section lines,
 streets, etc.

Sunday - Saturday

SE - Southeast District (P6)

7/3/2022 TO 7/9/2022



<u>A/C</u>	<u>Offense Statute</u>	<u>Address</u>	<u>Reported Date</u>	<u>Dist</u>
<u>SPC6LH</u>				
C	THEFT 2D ALL OTHER	2600 E WHITE PINE LN	7/6/2022	P6
C	THEFT 3D ALL OTHER	3900 E 29TH AVE	7/7/2022	
A	THEFT 3D FROM MOTOR VEHICLE	3300 E CONGRESS AVE	7/4/2022	P6
C	THEFT 3D FROM MOTOR VEHICLE	2600 E 27TH AVE	7/9/2022	P6
C	THEFT 3D FROM MOTOR VEHICLE	3200 E 21ST AVE	7/3/2022	
C	THEFT OF MOTOR VEHICLE	3000 E 30TH AVE	7/7/2022	P6
C	THEFT OF MOTOR VEHICLE	3000 S PERRY ST	7/8/2022	P6
<u>SPC6SG</u>				
C	THEFT 3D SHOPLIFTING	3100 E PALOUSE HWY	7/3/2022	
C	THEFT 3D VEHICLE PARTS AND ACCESSORIES	3300 E 55TH AVE	7/6/2022	P6

POLICE SUMMARY - Ending: Saturday, July 9, 2022



SW - Southwest District (P7)

Preliminary IBR Counts

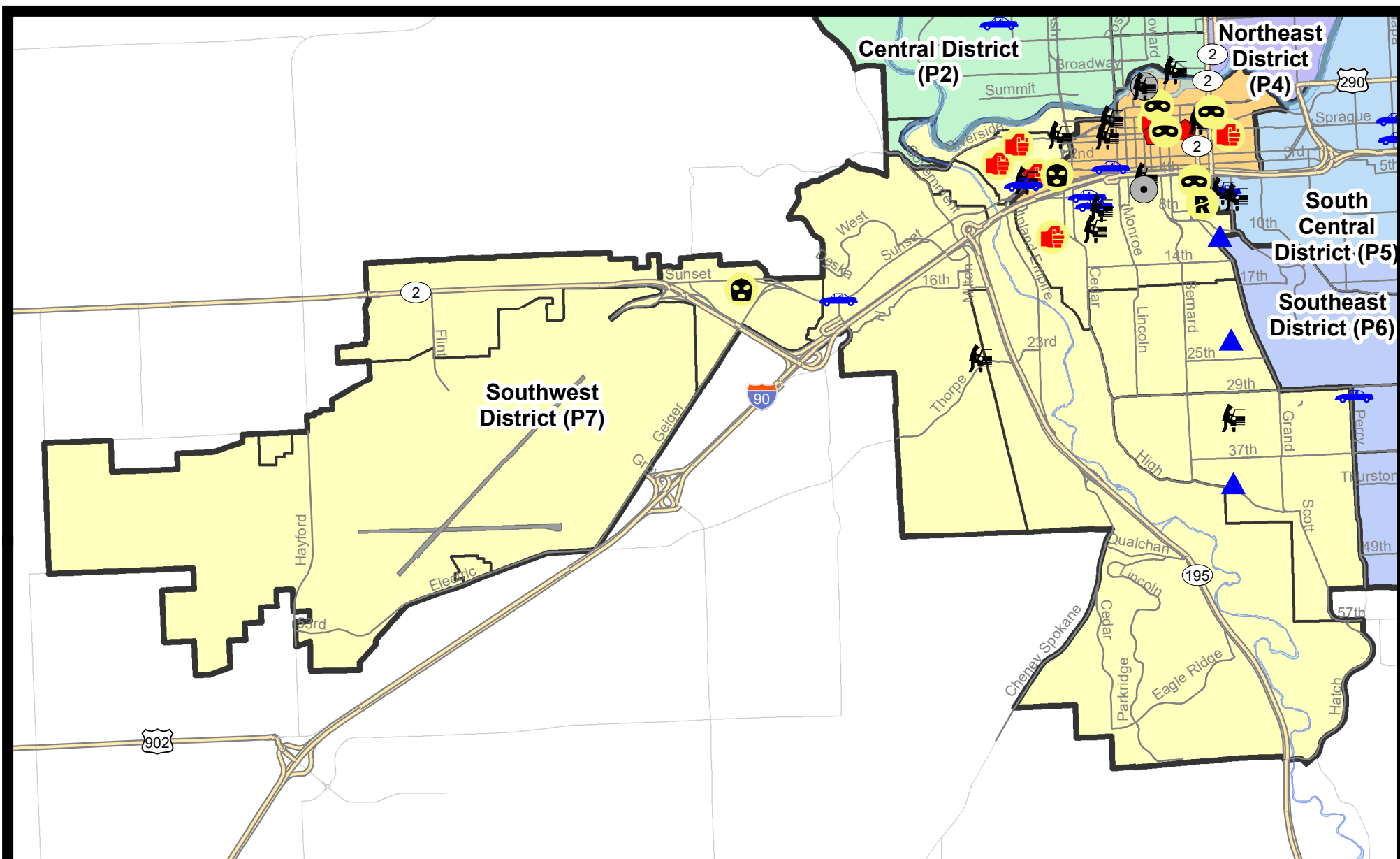
NIBRS Categories (Part 1 Selected)		7 Day Comparison			28 Day Comparison			YTD Comparison		
		Current	Prior	Percent	Current	Prior	Percent	Current	Prior	Percent
Violent	Criminal Homicide	0	0		0	0		1	2	-50.00%
	Rape	1	0		4	3	33.33%	19	17	11.76%
	Robbery - Commercial	1	0		1	0		4	2	100.00%
	Robbery - Person	1	2	-50.00%	4	1	300.00%	12	9	33.33%
	Aggravated Assault - Non DV	1	1	0.00%	5	4	25.00%	27	29	-6.90%
	Aggravated Assault - DV	3	2	50.00%	7	1	600.00%	17	24	-29.17%
Violent Total:		7	5	40.00%	21	9	133.33%	80	83	-3.61%
Property	Burglary - Residential	0	1	-100.00%	6	11	-45.45%	41	47	-12.77%
	Burglary Garage	3	1	200.00%	5	9	-44.44%	33	37	-10.81%
	Burglary Commercial	1	2	-50.00%	6	5	20.00%	34	23	47.83%
	Larceny	13	33	-60.61%	88	86	2.33%	688	506	35.97%
	Vehicle Theft	4	3	33.33%	14	16	-12.50%	102	69	47.83%
	Arson	0	0		1	1	0.00%	5	5	0.00%
Property Total:		21	40	-47.50%	120	128	-6.25%	903	687	31.44%
Preliminary Part 1 Crime Totals:		28	45	-37.78%	141	137	2.92%	983	770	27.66%
Current 7 Day Period:		7/3/2022 - 7/9/2022			Prior 7 Day Period:		6/26/2022 - 7/2/2022			
Current 28 Day Period:		6/12/2022 - 7/9/2022			Prior 28 Day Period:		5/15/2022 - 6/11/2022			
Current YTD Day Period:		1/1/2022 - 7/9/2022			Prior YTD Period:		1/1/2021 - 7/9/2021			

Prepared by SPD Crime Analysis Office - Monday, July 11, 2022

NOTE: SPD moved from UCR to the NIBRS reporting standard on 10/4/16 following the transition to a new RMS System. [Numbers on CompStat reports prior to this date should not be used as a comparison to those on this report.](#) Additional info on these reporting standards can be found on the FBI website: <https://ucr.fbi.gov/nibrs-overview>

This chart represents Preliminary counts of selected crime categories from Police Case Reports. Full statistical analysis to determine the confidence level of this data has not been performed. The % change columns on the preliminary counts differ from the percentage change on the NIBRS crime report, sometimes significantly. The CompStat report is designed for operational use and includes only selected NIBRS categories and coding less complex than full NIBRS rules. Official statistics for these and other NIBRS categories can be found on WASPC & FBI websites once available.





City of Spokane
Southwest District (P7)
Selected
Crime Types
2022-07-03 to 2022-07-09

Prepared By:
Crime Analysis Unit
Spokane Police Department

Legend

NIBRS Events



Robbery Commercial

Robbery Person

Aggravated Assault

Burglary Residential

Burglary Garage

Burglary Commercial

Vehicle Prowling

Vehicle Theft

Arson

Cases Represent LERMS Crime Codes
 Points may indicate multiple events
 Note: Veh Prowl is only Larceny category displayed



For Additional Information on Incidents
 pertaining to an Area, Trend, or Pattern
 Contact Information Analysis

0 0.2 0.4 0.6 0.8 1 1.2 1.4 1.6 Miles



THIS IS NOT A LEGAL DOCUMENT:
 The information shown on this map is compiled
 from various sources and is subject to constant
 revision. Information shown on this map should
 not be used to determine the location of facilities
 in relationship to property lines, section lines,
 streets, etc.



Sunday - Saturday

SE - Southwest District (P7)

7/3/2022 TO 7/9/2022



<u>A/C</u>	<u>Offense Statute</u>	<u>Address</u>	<u>Reported Date</u>	<u>Dist</u>
<u>SPD7BA</u>				
C	ASSAULT 2D	S ELM ST / W SUNSET BLVD	7/7/2022	P7
C	ASSAULT 2D	2000 W 1ST AVE	7/8/2022	P7
C	ASSAULT 3D WEAPON OR NEGLIGENT INJURY	S SPRUCE ST / W 2ND AVE	7/9/2022	P7
C	THEFT 3D CITY ALL OTHER	1800 W 3RD AVE	7/8/2022	P7
C	THEFT 3D FROM MOTOR VEHICLE	W 4TH AVE / S CANNON ST	7/7/2022	
C	THEFT 3D FROM MOTOR VEHICLE	W 4TH AVE / S CANNON ST	7/7/2022	
C	THEFT OF MOTOR VEHICLE	2000 W SUNSET BLVD	7/9/2022	P7
<u>SPD7CH</u>				
C	ASSAULT 2D	1700 W 10TH AVE	7/9/2022	P7
C	BURGLARY 2D COMMERCIAL	700 W 5TH AVE	7/3/2022	P5
C	BURGLARY 2D GARAGE	100 E SUMNER AVE	7/4/2022	P7
C	RAPE 3D		7/6/2022	P7
C	ROBBERY 2D PERSON	100 W 5TH AVE	7/6/2022	P8
C	THEFT 2D FROM MOTOR VEHICLE	S WALL ST / W 4TH AVE	7/4/2022	
C	THEFT 3D ALL OTHER	1400 W 10TH AVE	7/4/2022	
C	THEFT 3D FROM MOTOR VEHICLE	900 S ADAMS ST	7/4/2022	
C	THEFT 3D FROM MOTOR VEHICLE	700 S JEFFERSON ST	7/5/2022	
C	THEFT OF MOTOR VEHICLE	1300 W 6TH AVE	7/5/2022	P7
C	THEFT OF MOTOR VEHICLE	600 S ADAMS ST	7/7/2022	P7
<u>SPD7CS</u>				
C	BURGLARY 2D GARAGE	0 E 40TH AVE	7/6/2022	P6
C	THEFT 1D ALL OTHER	0 E 40TH AVE	7/6/2022	P6
C	THEFT 2D FROM MOTOR VEHICLE	3200 S TEKOA ST	7/5/2022	
<u>SPD7GT</u>				
C	THEFT 3D FROM MOTOR VEHICLE	2600 W WESTWOOD LN	7/4/2022	P7
<u>SPD7MC</u>				
C	BURGLARY 2D GARAGE	100 E 22ND AVE	7/6/2022	
C	THEFT 3D ALL OTHER	2800 S GRAND BLVD	7/5/2022	
<u>SPD7PV</u>				
C	THEFT 3D FROM MOTOR VEHICLE	1600 W WILSON AVE	7/5/2022	P7
<u>SPD7WH</u>				
C	TAKING MOTOR VEHICLE WITHOUT PERMISSION 2D	W SUNSET BLVD / S RUSTLE ST	7/7/2022	P7
C	THEFT 2D FROM BUILDING	3400 W 2ND AVE	7/4/2022	
<u>SPD7WP</u>				
C	ROBBERY 1D COMMERCIAL	1500 S LEWIS ST	7/5/2022	P7

SPOKANE POLICE DEPARTMENT

DOWNTOWN

Police Service Area



PSA Commander

Captain David Singley



POLICE SUMMARY - Ending: Saturday, July 9, 2022

DOWNTOWN PRECINCT (P8)



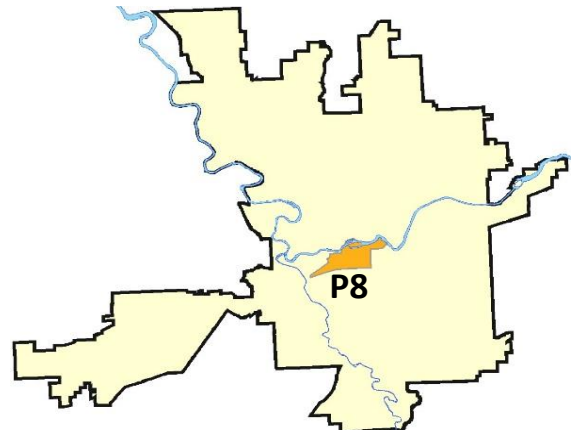
Preliminary IBR Counts

NIBRS Categories (Part 1 Selected)		7 Day Comparison			28 Day Comparison			YTD Comparison		
		Current	Prior	Percent	Current	Prior	Percent	Current	Prior	Percent
Violent	Criminal Homicide	0	0		0	1	-100.00%	2	1	100.00%
	Rape	0	2	-100.00%	5	2	150.00%	20	15	33.33%
	Robbery - Commercial	1	0		1	1	0.00%	7	7	0.00%
	Robbery - Person	3	2	50.00%	11	5	120.00%	28	24	16.67%
	Aggravated Assault - Non DV	2	0		8	14	-42.86%	58	57	1.75%
	Aggravated Assault - DV	0	0		1	4	-75.00%	11	11	0.00%
Violent Total:		6	4	50.00%	26	27	-3.70%	126	115	9.57%
Property	Burglary - Residential	2	1	100.00%	5	2	150.00%	19	13	46.15%
	Burglary Garage	0	1	-100.00%	2	3	-33.33%	5	4	25.00%
	Burglary Commercial	1	2	-50.00%	11	8	37.50%	49	63	-22.22%
	Larceny	14	22	-36.36%	92	100	-8.00%	857	406	111.08%
	Vehicle Theft	1	3	-66.67%	9	13	-30.77%	75	35	114.29%
	Arson	0	0		0	1	-100.00%	5	6	-16.67%
Property Total:		18	29	-37.93%	119	127	-6.30%	1010	527	91.65%
Preliminary Part 1 Crime Totals:		24	33	-27.27%	145	154	-5.84%	1136	642	76.95%
Current 7 Day Period:		7/3/2022 - 7/9/2022			Prior 7 Day Period:		6/26/2022 - 7/2/2022			
Current 28 Day Period:		6/12/2022 - 7/9/2022			Prior 28 Day Period:		5/15/2022 - 6/11/2022			
Current YTD Day Period:		1/1/2022 - 7/9/2022			Prior YTD Period:		1/1/2021 - 7/9/2021			

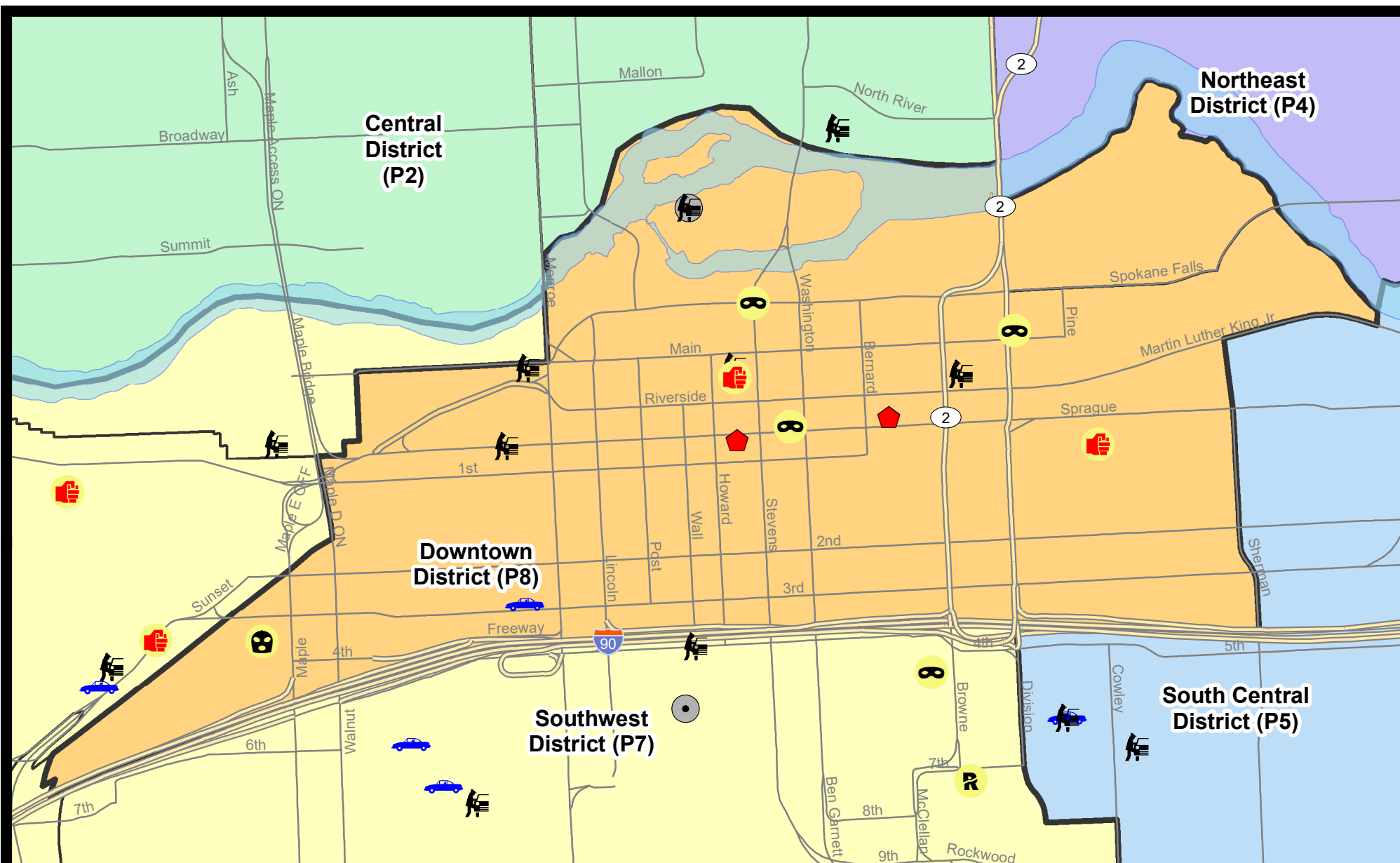
Prepared by SPD Crime Analysis Office - Monday, July 11, 2022

NOTE: SPD moved from UCR to the NIBRS reporting standard on 10/4/16 following the transition to a new RMS System. [Numbers on CompStat reports prior to this date should not be used as a comparison to those on this report.](#) Additional info on these reporting standards can be found on the FBI website: <https://ucr.fbi.gov/nibrs-overview>

This chart represents Preliminary counts of selected crime categories from Police Case Reports. Full statistical analysis to determine the confidence level of this data has not been performed. The % change columns on the preliminary counts differ from the percentage change on the NIBRS crime report, sometimes significantly. The CompStat report is designed for operational use and includes only selected NIBRS categories and coding less complex than full NIBRS rules. Official statistics for these and other NIBRS categories can be found on WASPC & FBI websites once available.



Note: On 2/10/21 a portion of the Police Block SPC5EC became part of the Downtown Precinct (SPD8EC); Consequently activity in P8 will appear higher if compared to printed CompStat reports prior to 2/10/21



City of Spokane
Downtown District (P8)
Selected
Crime Types
2022-07-03 to 2022-07-09
 Prepared By:
 Crime Analysis Unit
 Spokane Police Department

Legend

NIBRS Events



Robbery Commercial

Robbery Person

Aggravated Assault

Burglary Residential

Burglary Garage

Burglary Commercial

Vehicle Prowling

Vehicle Theft

Arson

Cases Represent LERMS Crime Codes
 Points may indicate multiple events
 Note: Veh Prowl is only Larceny category displayed



For Additional Information on Incidents
 pertaining to an Area, Trend, or Pattern
 Contact Information Analysis

0 0.2 Miles



THIS IS NOT A LEGAL DOCUMENT:
 The information shown on this map is compiled
 from various sources and is subject to constant
 revision. Information shown on this map should
 not be used to determine the location of facilities
 in relationship to property lines, section lines,
 streets, etc.



Sunday - Saturday

SW - Downtown District (P8)

7/3/2022 TO 7/9/2022



<u>A/C</u>	<u>Offense Statute</u>	<u>Address</u>	<u>Reported Date</u>	<u>Dist</u>
<u>SPD8EC</u>				
C	IBR Purposes Only - Aggravated Assault	S COWLEY ST / E 1ST AVE	7/5/2022	P8
C	ROBBERY 2D PERSON	200 N DIVISION ST	7/9/2022	P8
C	THEFT 3D ALL OTHER	N DIVISION ST / E MARTIN LUTHER KING J	7/7/2022	P8
<u>SPD8RS</u>				
C	BURGLARY 2D COMMERCIAL	500 N HOWARD ST	7/5/2022	P8
C	HARASSMENT FELONY WEAPON INVOLVED	100 N HOWARD ST	7/6/2022	P8
C	RESIDENTIAL BURGLARY	200 W SPRAGUE AVE	7/4/2022	P8
C	RESIDENTIAL BURGLARY	500 W SPRAGUE AVE	7/6/2022	P4
C	ROBBERY 1D COMMERCIAL	1600 W 3RD AVE	7/4/2022	P8
C	ROBBERY 1D PERSON	400 W SPRAGUE AVE	7/3/2022	P4
C	ROBBERY 1D PERSON	W SPOKANE FALLS BLVD / N STEVENS ST	7/7/2022	P8
C	THEFT 1D ALL OTHER	S BERNARD ST / W PACIFIC AVE	7/6/2022	P8
C	THEFT 2D ALL OTHER	500 N HOWARD ST	7/7/2022	P8
C	THEFT 2D FROM BUILDING	300 S ADAMS ST	7/4/2022	P8
C	THEFT 2D FROM BUILDING	300 W SPOKANE FALLS BLVD	7/7/2022	P8
C	THEFT 3D ALL OTHER	800 W MAIN AVE	7/7/2022	P8
C	THEFT 3D FROM BUILDING	700 W RIVERSIDE AVE	7/7/2022	P8
C	THEFT 3D FROM MOTOR VEHICLE	0 W RIVERSIDE AVE	7/4/2022	P8
C	THEFT 3D FROM MOTOR VEHICLE	500 W MAIN AVE	7/4/2022	P8
C	THEFT 3D FROM MOTOR VEHICLE	500 N HOWARD ST	7/4/2022	
C	THEFT 3D FROM MOTOR VEHICLE	1000 W RIVERSIDE AVE	7/6/2022	
C	THEFT 3D FROM MOTOR VEHICLE	N MADISON ST / W SPRAGUE AVE	7/6/2022	
C	THEFT 3D SHOPLIFTING	700 W MAIN AVE	7/4/2022	
C	THEFT OF A FIREARM FROM MOTOR VEHICLE	0 W RIVERSIDE AVE	7/4/2022	P8
C	THEFT OF MOTOR VEHICLE	1000 W 3RD AVE	7/9/2022	P8

POLICE SUMMARY - Ending: Saturday, July 9, 2022



Other Jurisdiction or Unk District

Preliminary IBR Counts

NIBRS Categories (Part 1 Selected)		7 Day Comparison			28 Day Comparison			YTD Comparison		
		Current	Prior	Percent	Current	Prior	Percent	Current	Prior	Percent
Violent	Criminal Homicide	0	0		0	0		0	0	
	Rape	0	0		0	0		3	4	-25.00%
	Robbery - Commercial	0	0		0	0		0	0	
	Robbery - Person	0	0		0	0		0	0	
	Aggravated Assault - Non DV	0	0		0	0		2	0	
	Aggravated Assault - DV	0	0		1	0		2	0	
Violent Total:		0	0		1	0		7	4	75.00%
Property	Burglary - Residential	0	1	-100.00%	1	0		1	0	
	Burglary Garage	0	0		0	0		0	0	
	Burglary Commercial	0	0		0	0		3	0	
	Larceny	0	3	-100.00%	5	4	25.00%	39	11	254.55%
	Vehicle Theft	0	0		1	0		2	5	-60.00%
	Arson	0	0		0	0		0	0	
Property Total:		0	4	-100.00%	7	4	75.00%	45	16	181.25%
Preliminary Part 1 Crime Totals:		0	4	-100.00%	8	4	100.00%	52	20	160.00%
Current 7 Day Period:		7/3/2022 - 7/9/2022			Prior 7 Day Period:		6/26/2022 - 7/2/2022			
Current 28 Day Period:		6/12/2022 - 7/9/2022			Prior 28 Day Period:		5/15/2022 - 6/11/2022			
Current YTD Day Period:		1/1/2022 - 7/9/2022			Prior YTD Period:		1/1/2021 - 7/9/2021			

Prepared by SPD Crime Analysis Office - Monday, July 11, 2022

NOTE: SPD moved from UCR to the NIBRS reporting standard on 10/4/16 following the transition to a new RMS System. [Numbers on CompStat reports prior to this date should not be used as a comparison to those on this report.](#) Additional info on these reporting standards can be found on the FBI website: <https://ucr.fbi.gov/nibrs-overview>

This chart represents Preliminary counts of selected crime categories from Police Case Reports. Full statistical analysis to determine the confidence level of this data has not been performed. The % change columns on the preliminary counts differ from the percentage change on the NIBRS crime report, sometimes significantly. The CompStat report is designed for operational use and includes only selected NIBRS categories and coding less complex than full NIBRS rules. Official statistics for these and other NIBRS categories can be found on WASPC & FBI websites once available.

Sunday - Saturday

7/3/2022 TO 7/9/2022

Other Jurisdiction/Unk District



A/C **Offense Statute**

Address

Reported Date

Dist

#Type!

#Typ